

Tailoring one-dimensional layered metamaterials to achieve unidirectional transmission and reflection

D. Psiachos^{1,*} and M. M. Sigalas^{1,†}

¹*Department of Materials Science,
University of Patras, 26504, Rio, Greece*

Abstract

We investigate elastic-wave propagation in a spatially-dispersive multilayered, totally passive metamaterial system. At oblique incidence a longitudinal (acoustic) wave can convert to transverse in the solid material comprising the layers, but when the incident wave enters the multilayer from a solid as opposed to a liquid medium, the incident transverse component supported by the solid medium indirectly causes the longitudinal transmission response to be greatly modified and similarly for the transverse wave exiting the multilayer into a solid medium in response to an incident longitudinal wave. The conversion between longitudinal and transverse waves is found to lead to the emulation of a characteristic non-reciprocal phenomenon at some frequencies: a directionality in the transmission response, sometimes simultaneously with the reflection response. The directionality can be exploited for example in the construction of antiseismic structures or breakwater structures. The inclusion of gain/loss elements can strongly enhance the directionality. Periodicity-breaking defects can cause a great variability in the response, enabling the use of devices based on this phenomenon as sensors.

Keywords: elastic wave propagation, metamaterials

I. INTRODUCTION

Controlling elastic wave propagation in layered media has been the scope of pioneering theoretical and recently, experimental studies. While the propagation of acoustic waves in phononic lattices has many parallels with the propagation of electromagnetic waves in photonic lattices, showing similar phenomena and applications, such as acoustic cloaking¹ or illusions², or more generally, transformation acoustics^{3,4}, the more general case of wave propagation in elastodynamic media is, as yet, not widely studied.

The interconversion between longitudinal and transverse modes has been exploited in the design of metasurfaces in order to emulate nonreciprocal phenomena in electromagnetic systems^{5,6}.

Non-reciprocal effects such as asymmetric transmission may be emulated by spatially-dispersive⁷ metasurfaces. In Ref. 5 metasurfaces comprised of asymmetrically-aligned electric dipoles were studied analytically and numerically with respect to their effect on the polarization of the incident electromagnetic radiation. It was found that for some surface topologies at oblique incidence the metasurface exhibits spatial dispersion, that is the two-dimensional surface parameters - in this case electric and magnetic susceptibilities and magnetoelectric parameters linking the in-plane electric and magnetic fields to the respective currents - depend on the transverse momentum of the incident wave. The transverse momentum thus acts as a self-biasing mechanism and this dependence of the surface parameters on this quantity is necessary for the presence of tangential (in-plane) polarization. Along with oblique incidence, tangential polarization was found to be necessary for the transmission to be asymmetric (dependent on the direction at which the metasurface is approached). As noted in Ref. 6, such devices do not break time-reversal symmetry. Generally, the directionality of the transmission occurs whenever there is a transverse component to an incident wave and the metasurface is spatially dispersive. The transverse momentum of the wave incident on a spatially-dispersive metasurface functions as the magnetic bias in a non-reciprocal magneto-optic material. Devices may be designed for achieving asymmetric transmission, by solving the inverse problem, that is designing the surface parameters to fit the desired scattering parameters⁸. Examples of non-reciprocal phenomena which can be emulated using the transverse momentum

of plane waves obliquely-incident on a spatially-dispersive metasurface include Faraday rotators and isolators⁶. In addition, vortex beams carrying orbital angular momentum carry transverse momentum even if normally incident on a metasurface and thus devices which emulate non-reciprocal phenomena such as unidirectional transmission can operate even at normal incidence⁶.

Most of the studies into emulation of nonreciprocal behaviour have been conducted on electromagnetic systems such as those described above. The few studies thus far on acoustic systems have considered surface waves (Lamb waves) in superlattices^{9,10}. In Ref. 9 it is found that in some superlattice designs there can be a conversion between the two modes, while the design of the superlattice can be adjusted in order to transmit one mode of Lamb waves but not the other in a given frequency range. These two behaviours may then be combined in order to achieve unidirectional transmission. In Ref. 10 the design's purpose is more for manipulating Lamb waves. Mode conversion is avoided by diffracting the two modes into different propagation directions.

Bianisotropic metasurfaces⁶ is the name given to systems which yield a result in one mode in response to excitation from two types of modes. For example, a magnetic response from electric and magnetic excitation in electromagnetic systems or a transverse response from transverse and longitudinal excitation in the case of elastic systems (“acoustic” activity¹¹) may be implemented by asymmetric unit cells^{12,13} or by using \mathcal{PT} -symmetric systems¹⁴. In the latter studies, all based on reciprocal acoustic systems, bianisotropic metasurfaces generate different phases in the reflection coefficient in different directions¹². With the addition of loss (or gain) the magnitude of the reflection coefficient also becomes different. In all cases dealing with reciprocal materials, the transmission coefficient in both directions is the same. Recently, elastic-wave propagation under oblique incidence has been studied for the transverse polarization which is independent of the other two modes¹⁵, which are coupled under oblique incidence and are the object of the present study. Up until now, studies of propagating longitudinal and transverse modes in *elastic* systems have not been made so as to achieve asymmetry in the transmission coefficients.

The addition of balanced gain (G) and loss (L) to metamaterials constitutes a approach to achieving reduced losses¹⁶. Parity-time (\mathcal{PT}), or the more general category

of pseudo-Hermitian (PH)¹⁷ -symmetric systems, despite being non-Hermitian, can have real eigenvalues, as is necessary for propagation, as well as bound states. By modifying the system parameters, the system may migrate from the \mathcal{PT} or PH -symmetric phase into the broken phase and vice versa.

Defects, in the form of interfacial wrinkling, have been found to be able to control the wave propagation in layered materials by introducing complete band gaps in 1D phononic materials¹⁸. The transfer-matrix technique has long been applied to the study of elastic-wave propagation in multilayer systems in order to study the effect of defects or absorption¹⁹. In recent work²⁰ we used transfer-matrix methods to investigate the response of a multilayered metamaterial system containing periodicity-breaking defects to an incident acoustic plane wave at normal or oblique incidence. The transmission response was found to be composed of pass-bands with oscillatory behaviour, separated by band gaps, and covers a wide frequency range. The presence of gain and loss in the layers was found to lead to the emergence of symmetry-breaking and re-entrant phases. While defects in general were found to lead to a near or complete loss of PH symmetry at all frequencies, it was shown that they can be exploited to produce highly-sensitive responses, making such systems good candidates for sensor applications. The presence of defects as well as their location within the system was found to have a profound effect on the transmission response: changing the thickness of one passive layer shifts transmission resonances to different frequencies, while even very small changes in thickness were found to produce great sensitivity in the responses.

In this work, we extend the above study to the more general investigation of propagation of elastic waves, whereby we exploit interconversions between longitudinal and transverse modes to optimize the directionality in not just the reflection but also the transmission response and also the sensitivity to periodicity-breaking defects.

II. METHODS

We summarize our formalism from our previous work²⁰ making note of where it becomes generalized owing to the consideration of both longitudinal and transverse incident modes.

We consider a system of $n - 1$ layers with normal the \hat{z} direction, extending along the negative \hat{z} direction as in Fig. 1. Each layer is described by homogeneous mass density ρ and elastic properties: shear modulus μ and Lamé constant λ . The longitudinal and transverse wave speeds are thus $c = \sqrt{(\lambda + 2\mu)/\rho}$ and $b = \sqrt{\mu/\rho}$ respectively. We further assume isotropic elasticity where the Lamé constant $\lambda = \frac{2\mu\nu}{1-2\nu}$ and the shear modulus is $\mu = \frac{E}{2(1+\nu)}$ are expressed in terms of the Young's modulus E and Poisson ratio ν . A plane wave of frequency ω is incident on the multilayer system from a general (solid or liquid) ambient medium either normally or at an angle θ in the xz plane and exits again in the same or a different medium.

The particle displacement is in the xz plane and there may be both shear and longitudinal modes present. The displacement field may be split into longitudinal ϕ and transverse $\vec{\psi}$ potentials

$$\vec{u} = \vec{\nabla}\phi + \vec{\nabla} \times \vec{\psi} \quad (1)$$

and we set $\vec{\psi} = \psi\hat{y}$. The wave equations for the potentials, assuming time-harmonic plane-waves are

$$\begin{aligned} \nabla^2\phi + k^2\phi &= 0, \quad k \equiv \omega/c, \\ \nabla^2\psi + \kappa^2\psi &= 0, \quad \kappa \equiv \omega/b, \end{aligned} \quad (2)$$

and have the solutions

$$\begin{aligned} \phi_j &= \phi'_j e^{i\alpha_j z} + \phi''_j e^{-i\alpha_j z}, \quad \alpha_j = (k_j^2 - \xi^2)^{1/2}, \quad \xi = k_j \sin \theta \\ \psi_j &= \psi'_j e^{i\beta_j z} + \psi''_j e^{-i\beta_j z}, \quad \beta_j = (\kappa_j^2 - \chi^2)^{1/2}, \quad \chi = \kappa_j \sin \theta \end{aligned} \quad (3)$$

for each layer j , including the terminating ambient media $j = 1$ and $j = n + 1$, where the primed quantities are amplitudes. For example, for a transverse wave incident at the half-space $n + 1$, $r_l = \phi'_{n+1}$ and $t_l = \phi''_1$ are the expressions for the longitudinal-mode reflection and transmission coefficients.

Through transformations from the $\{\phi', \phi'', \psi', \psi''\}$ basis, a transfer matrix for the passage of a wave through one, and then by repeated application, through the whole system of $n - 1$ layers may be constructed in terms of the displacements Eq.1 and the stresses

$$\begin{aligned} Z_x &= \mu (\partial u_x / \partial z + \partial u_z / \partial x) \quad \text{and} \\ Z_z &= \lambda (\partial u_x / \partial x + \partial u_z / \partial z) + 2\mu \partial u_z / \partial z \end{aligned} \quad (4)$$

as

$$\begin{pmatrix} u_x^{(n)} \\ u_z^{(n)} \\ Z_z^{(n)} \\ Z_x^{(n)} \end{pmatrix} = \underline{\underline{A}} \begin{pmatrix} u_x^{(1)} \\ u_z^{(1)} \\ Z_z^{(1)} \\ Z_x^{(1)} \end{pmatrix} \quad (5)$$

where $\underline{\underline{A}}$ is the transfer matrix through the entire multilayer (see ch.1, sec.8 in Ref.21).

The boundary conditions applied are the continuity of the displacements u_x and u_z , and that of the stresses Z_x, Z_z across the $(n, n+1)$ boundary. When this is done, and after inverting the system of equations for the stress and displacement to obtain the amplitudes in Eq. 3, we arrive at expressions for the longitudinal and transverse-mode reflections and transmissions from the incident and outgoing sides respectively of the multilayer system.

A. System

In the system depicted in Fig. 1 we show a system of A/Ep layers from which an elastic plane wave is incident and exits from arbitrary ambient media (half-spaces at ends). The propagation direction shown is the ‘Forwards’ (F) direction. When the ambient media at both ends are different, or the same but not comprised of one of the materials of the multilayer, then the total system is spatially asymmetric, even without the inclusion of gain/loss (G/L) parameters.

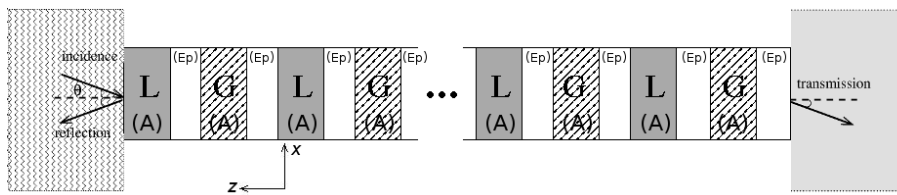


FIG. 1. Metamaterial system under study: oblique wave impinging onto a multilayer stack composed of alternating gain (G) and loss (L) layers, separated by passive material. The materials comprising the layers: A (alumina) and Ep (epoxy thermoset) are discussed in the text. The angle of incidence θ shown corresponds to an incident longitudinal or transverse wave. The orientation shown corresponds to the ‘Forwards’ (F) direction.

Here, the response of multilayer system composed of alternating alumina (A) and

Material	E (GPa)	$\text{Im}(E)$ (GPa)	ν	ρ (Mg/m ³)	layer thickness
A (alumina)	390	± 20	0.26	3.9	l
Ep (epoxy thermoset)	3.5	0	0.25	1.2	l
HDPE (polyethylene)	0.7	0	0.42	0.95	-
Glass	65	0	0.23	2.5	-
Polycarbonate	2.7	0	0.42	1.2	-
SiC	450	0	0.15	2.8	-
Cermet	470	0	0.30	11.5	-
Cork	0.032	0	0.25	0.18	-

TABLE I. Parameters of the A/Ep multilayer system. E ($\text{Im}E$) is the real (imaginary - when activated) part of the Young's modulus, ν the Poisson ratio, ρ the mass density, l the layer thickness (uniform in this study). The composition of the half spaces at the ends was varied (see text) amongst Ep or one of the other materials which follow Ep in the list.

epoxy thermoset (Ep) layers to an obliquely-incident longitudinal or transverse wave was examined. In our previous study²⁰, we examined the effect of incidence angle on the response. In this study we focus almost exclusively on an incident angle of $\theta = \pi/16$ as the results are generalizable to other angles. The parameters of the materials used are given in Table I. When including G/L, through the addition of an imaginary component of positive (G) or negative (L) sign to the Young's modulus, we work in the region of balanced G/L, by imposing alternating G/L on the A layers. Loss is easily achieved by adding dissipation but adding gain represents a major challenge for acoustic/elastic materials. However, piezo-electric materials have been demonstrated to be able to tune the gain/loss (G/L) character²² of these materials. The amount of G/L imparted in our system is in accordance with what has been demonstrated to be achievable for the tunable effective bulk modulus in a recent implementation of an acoustic metamaterial²³.

The units of the frequency ω in all the figures are $\text{m}\cdot\text{kHz}/l$ where l is the layer thickness (see Table I) which in this study is taken to be the same for all the layers.

B. Unidirectional transmission

The transmission at some frequencies can be unidirectional. When the solid half spaces at the ends are identical, the forward/backward transmissions under oblique incidence are different only a) when G/L is present, or b) in the presence of spatial asymmetry such as i) a periodicity-breaking defect or ii) when the identical half spaces are composed of a material different from those present in the multilayer (in the prototype of Fig. 1 studied here). However, the transmission will be asymmetric in the two directions only for the mode which is different from the induced mode (*i.e.* not that which impinges on the system). The asymmetric or even unidirectional transmission of the induced mode is a very interesting result which seems counterintuitive given that the angle of transmission is technically the same as the angle of incidence. But due to the fact that for the induced mode there is no incident wave, the outgoing angle for the induced mode is in general different than that of the incident mode. In this study in addition to asymmetry, we also examine the effect of periodicity-breaking defects. The defect need not be liquid for the asymmetry in the transmission response to occur, although in this study we consider only liquid periodicity-breaking defects.

The surface band structure of the system depicted in Fig. 1 is of the same type as those depicted in Fig.2 of Ref. 20 but with the horizontal axis transformed to show k_x , the wavevector in the plane of the layers, equal to $k \sin \theta$ where the wavevector k is for propagation in both the x and z directions and corresponds to the solutions of the dispersion relation analogous to those shown in Fig.1 of Ref. 20. It is clear that for the cases of oblique incidence $\theta \neq 0$ such a transformation results in spatial dispersion, a precondition for unidirectional transmission⁵.

III. RESULTS

In this section we present our main results upon changing either the composition of the half-spaces or adding defects. The purpose is to highlight the directionality in the transmission and reflection responses. When the half spaces admit only longitudinal waves, *i.e.* for liquid ambient media (see for example the systems investigated in Ref. 20,

no asymmetry in the transmission is found, while the magnitude of the reflections is different only upon the inclusion of G/L elements (PH symmetric system)²⁰. Both longitudinal and transverse modes need to be transmitted for there to be an asymmetry in the transmission responses. When the half-spaces admit both longitudinal and transverse modes, *i.e.* are solid, then directionality in the reflection is seen when the total system is asymmetric in space (*viz.* Fig. 1 when the ambient media are different or not the same as either of the materials in the multilayer). However, the response to the same mode type as the incident wave showed no directionality when the half spaces were identical. When the half spaces were different, the response to either the incident or the induced mode was found to display a directionality as the incident and outgoing angle for this type of mode were no longer identical.

In Fig. 2 we show the reflection and transmission when both half spaces are glass and without any G/L present for a transverse mode incident at an angle of $\pi/16$. The reflections are different because the system is asymmetric and the ends are solid enabling the interconversion between modes for the incoming and outgoing waves - *viz.* asymmetric system but liquid ambient media in Ref. 20 where the reflections showed directionality only when G/L was present. There are several narrow frequency ranges in which the transmission in particular is virtually unidirectional, namely around $\omega = 6.1, 7.0, 16.9, 17.7, 20.3, 35.7, 37.6$. Similarly for Fig. 3a where the angle is now $\pi/8$. When G/L is added however, as in Fig. 3b, many of these resonances are not responsive and remain at the same low level. In particular those narrow bands centred around $\omega = 5.8$ and 7.1 , displaying strong unidirectional transmission did not respond to G/L. The responses at other frequencies are amplified in both directions rather than being attenuated in one direction (*e.g.* at $\omega = 3.0, 36.2$) so these are obviously not useful for operation as a unidirectional device. In the case of Fig. 3b the system, extrapolated to an infinite multilayer, is in the broken PH regime for all frequencies as the angle is relatively large.

In Fig. 4 we show the transverse-mode transmission response of the same A/Ep system located between Ep at both ends to an incident longitudinal wave. Since the total system, without the inclusion of G/L (case of Fig. 4a) here is symmetric, the transmission is independent of direction. Once G/L is added however (Fig. 4b), notable asymmetry in the transmission at some frequencies occurs. In particular, at $\omega = 1.76$, the F direction

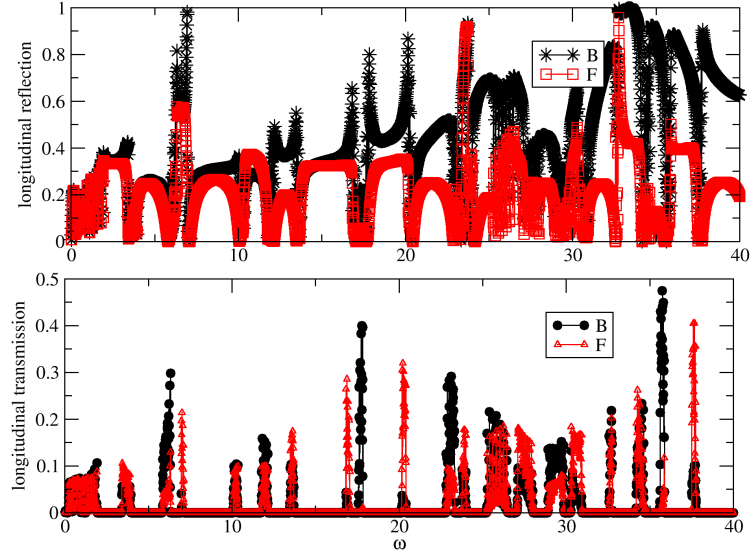


FIG. 2. Longitudinal-mode response for a A/Ep multilayer system (16 total layers) with no G/L present between two glass half-spaces on which a transverse mode is incident at an angle of $\pi/16$ in either the forward (F) or backwards (B) direction.

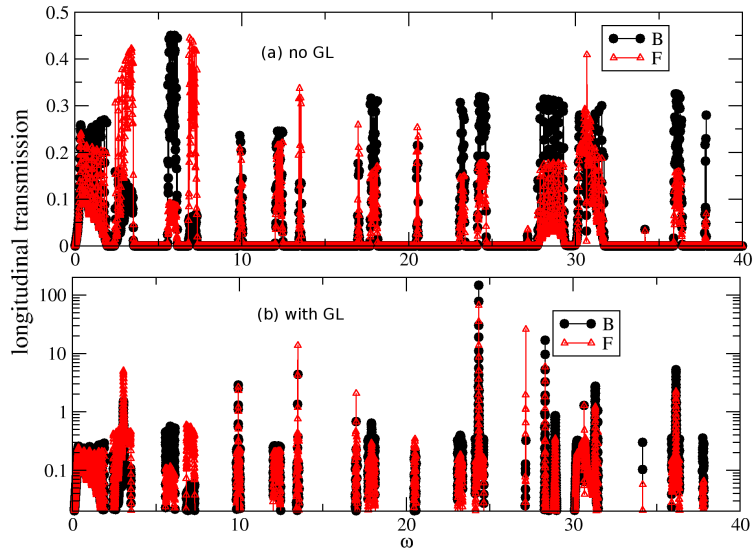


FIG. 3. Longitudinal-mode response for an A/Ep multilayer system (16 total layers) between two glass half-spaces on which a transverse mode is incident at an angle of $\pi/8$ in either the forwards (F) or backwards (B) direction, with (a) no G/L present and (b) with GL.

gives a transmission of 0.18 while the B direction gives 0.82 but this behaviour is not seen

over a wide range, as it is caused by a shift in overlap in the transmission spectra of the two directions. Other cases of strongly-asymmetric transmission, such as the band around $\omega = 12$, show low absolute values overall, in this case a value of 0.2 for the F direction and 0.01 for the B direction, making them not very exploitable. In the band around $\omega = 24.2$, the transmission of the F direction reaches 5.3 and that of the B direction 0.36 in this example, making the transmission not quite unidirectional but highly asymmetric. In the case of Fig. 4b there are some regions of ω where an analysis of the transfer matrix shows that the system is in the PH-symmetric regime.

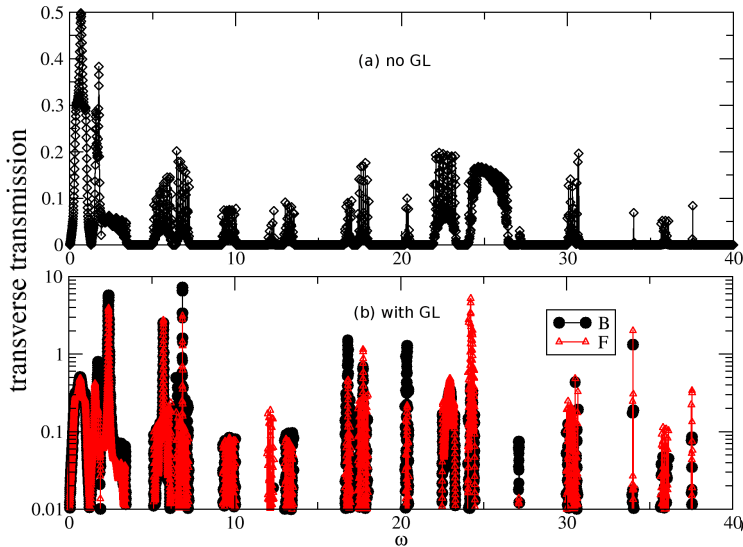


FIG. 4. Transverse-mode transmission response for a A/Ep multilayer system (16 total layers): a) without G/L and b) with G/L, between two Ep half-spaces on which a longitudinal mode is incident at an angle of $\pi/16$ in either the forward (F) or backwards (B) direction. In a) both directions give the same result.

In Fig. 5 we show the transverse transmission and reflection responses of the otherwise passive system, but where we have also added a water periodicity-breaking defect replacing the second Ep in the F direction. The incidence is again of a longitudinal mode, at an angle of $\pi/16$. At low ω , clear directionality is evident especially in the transmission, demonstrating that even if the total system including the ambient media is symmetric, the addition of a periodicity-breaking defect can generate asymmetry in the transmission and the reflection responses. However, the direction with the high transmission has the

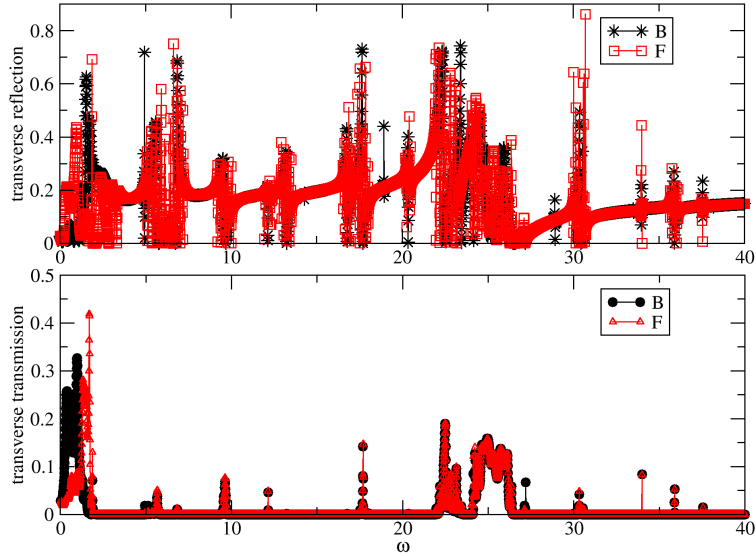


FIG. 5. Same system and incident conditions as Fig. 4a but with water replacing the second E_p , as taken from the F direction. Shown are both the transverse-mode reflection and transmission responses.

low reflection and vice versa, rather than the system being unidirectional in both transmission and reflection responses. When a defect of water or Hg is added to the system Fig. 4b - including G/L - we can achieve large responses as in Fig. 6. However, the responses here, particularly for the case of water, were found to be highly variable with respect to defect location, successively alternating between large responses or sinking to below 1 depending on which E_p was replaced. What is most notable is that the response with the Hg defect is not only greatly magnified but highly unidirectional at $\omega=12$, with one direction having a transmission of 0.05 and the other at 33. This same peak is also present in the undefected system (Fig. 4b) where it is asymmetric but nevertheless has a weak response. With the water defect this peak maintains a similarly-low response while in one direction it is nonexistent on the scale used. The cases with defects studied (Fig. 6) were in the broken PH phase at all frequencies.

In Fig. 7 we depict the extent of the directional response of the induced-mode response to an incident longitudinal or transverse wave at an angle of $\pi/16$ for the periodic multilayer system without any defects, when the ambient media, although the same at both ends, are varied. More specifically, in this figure we show the difference in the transmis-

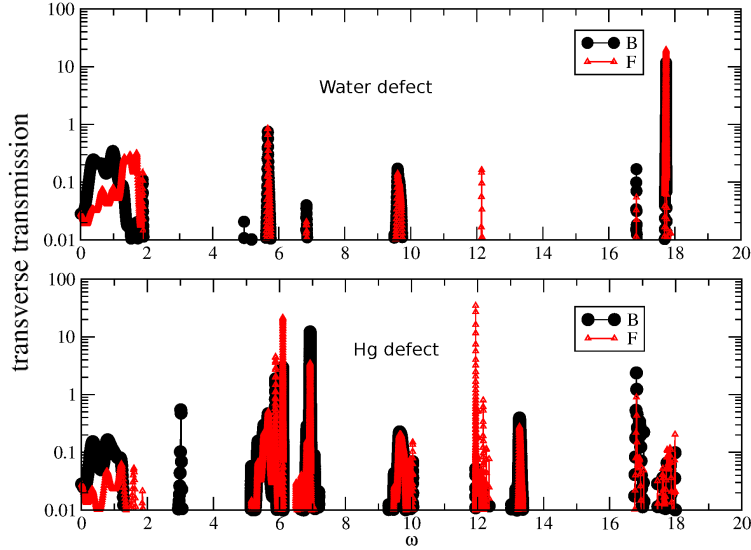


FIG. 6. Transverse-mode transmission response for the same system and conditions as Fig. 4b but with water or Hg replacing the second E_p , as taken from the F direction.

sion response of the induced mode between the forward and backward directions. We see that for longitudinal incidence, cork ends give the largest asymmetry in the response, and SiC the smallest. For transverse incidence, cork gives almost no difference between the two directions while HDPE gives the largest difference. At $\omega = 6$ and 20 in Fig. 7b the peak for glass is barely visible, behind that of cermet but at the same depth. Similar plots but for relative directionality, *i.e.* the difference in the transmissions with respect to the largest of the two transmissions, may lead to misleading conclusions wherein for frequencies where both transmissions are low but one is essentially zero the result yields perfect directionality while situations with a higher absolute difference, in which one transmission is high and the other is merely low, a lower value of the directionality results. We plot the relative directionality in Fig. 8, for the same systems as in Fig. 7. We have included only data where one of the two transmission values exceeds a ‘cutoff’, set here as 0.1, in order to avoid fictitiously high values of directionality for the case mentioned above, where both transmissions are very low. In the plots of Fig. 8, glass in particular yields several perfect directionalities at the same frequencies where some small differences between the two directions are seen, but this is due to the fact that one of the directions had a near zero response while the other had a value which was low but

above the cutoff used.

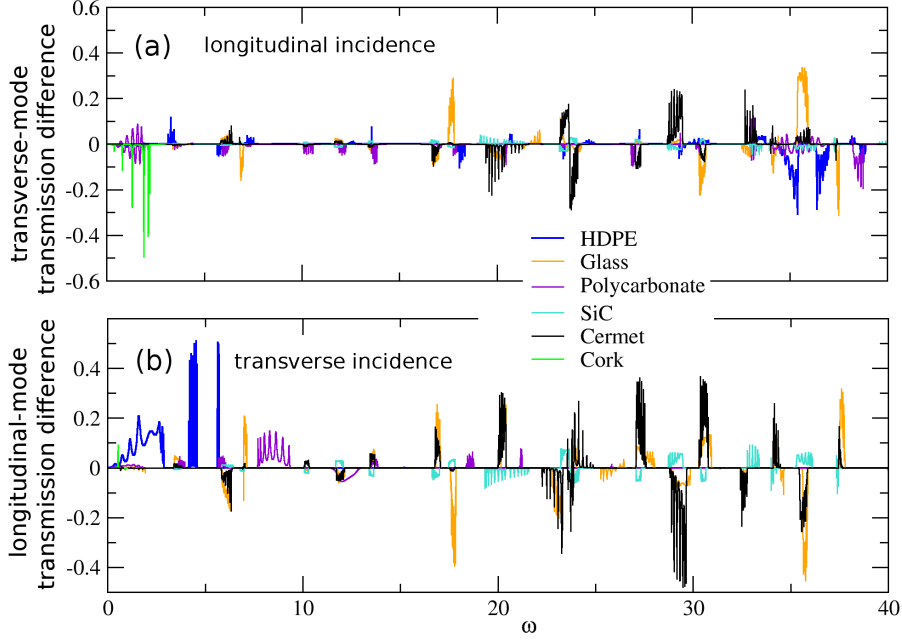


FIG. 7. Transverse-mode (a) and Longitudinal-mode (b) transmission response difference between F and B directions for a A/Ep multilayer system (16 total layers) without G/L, between two half-spaces of varying composition. In (a) a longitudinal mode is incident at an angle of $\pi/16$ while in (b) a transverse mode is incident at $\pi/16$.

In Fig. 9 we show the difference in the defect response between the two directions for three materials: glass, HDPE and polycarbonate, to an incident transverse wave at $\pi/16$, that is how does the presence of a defect, in this case water replacing Ep in different locations, affect the asymmetry in the response in the two directions. Having an Hg defect rather than a water defect did not significantly alter the results, as Hg shows an improvement in defect response compared with water but not in the directional asymmetry of the response, something which is more affected by the material at the ends. These plots were produced by taking the difference between the defect responses (defined as the difference between the response of the system containing a defect and that without) of the F and the B directions. HDPE showed the highest response and polycarbonate almost none meaning that the difference in the responses between the two directions due to the presence of a defect is mainly determined by the composition of the ends, as in

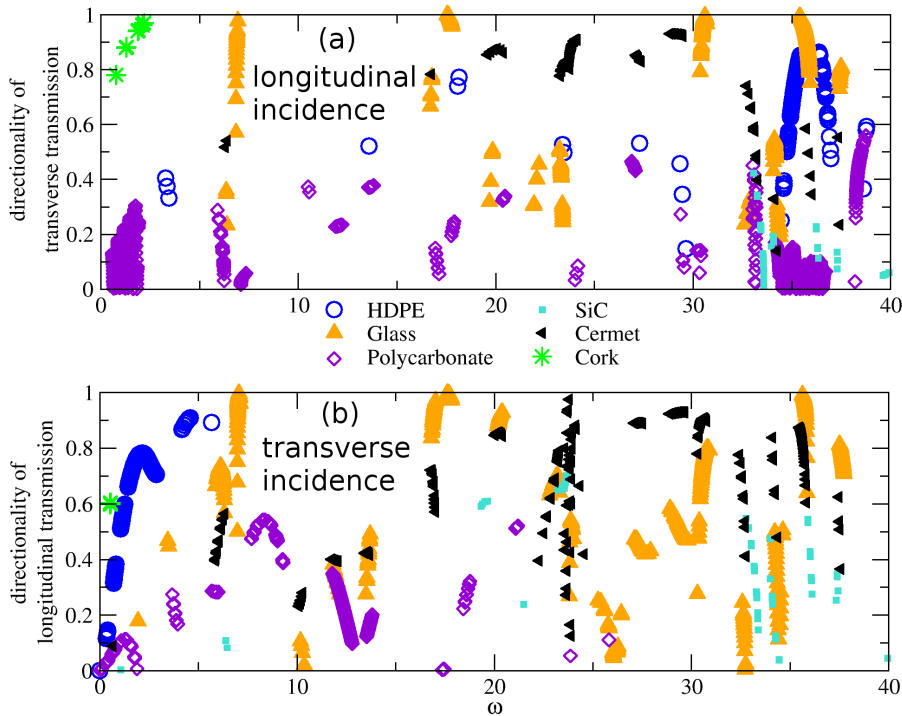


FIG. 8. Transverse-mode (a) and Longitudinal-mode (b) transmission response relative directionality between F and B directions for the same system depicted in Fig. 7

the case of no defects (*viz.* Fig. 7b for transverse incidence). It is interesting however, that sometimes there is a great variation even in the sign of the response depending on the location of the defect.

We also examined the effects of having different half spaces at the ends. In all of the previous cases where the ambient media were the same, the transmission response of the same mode as the incident was unaffected by direction. However, when the ambient media are different, the transmission response displays a directional asymmetry for this mode. As an example, we show in Fig. 10 the longitudinal-mode transmission response to a longitudinal incident mode at $\theta = \pi/16$ for same multilayer system as before without any G/L or defects. In general, we find that when the half-spaces are different then the asymmetry in the response between the two directions is much more evident owing to the fact that for example in this case the transmission angle is different from the incident angle. In Fig. 11 we show, for the same system, the transverse-mode response to the longitudinally incident wave and here we find a region with asymmetry simultaneously

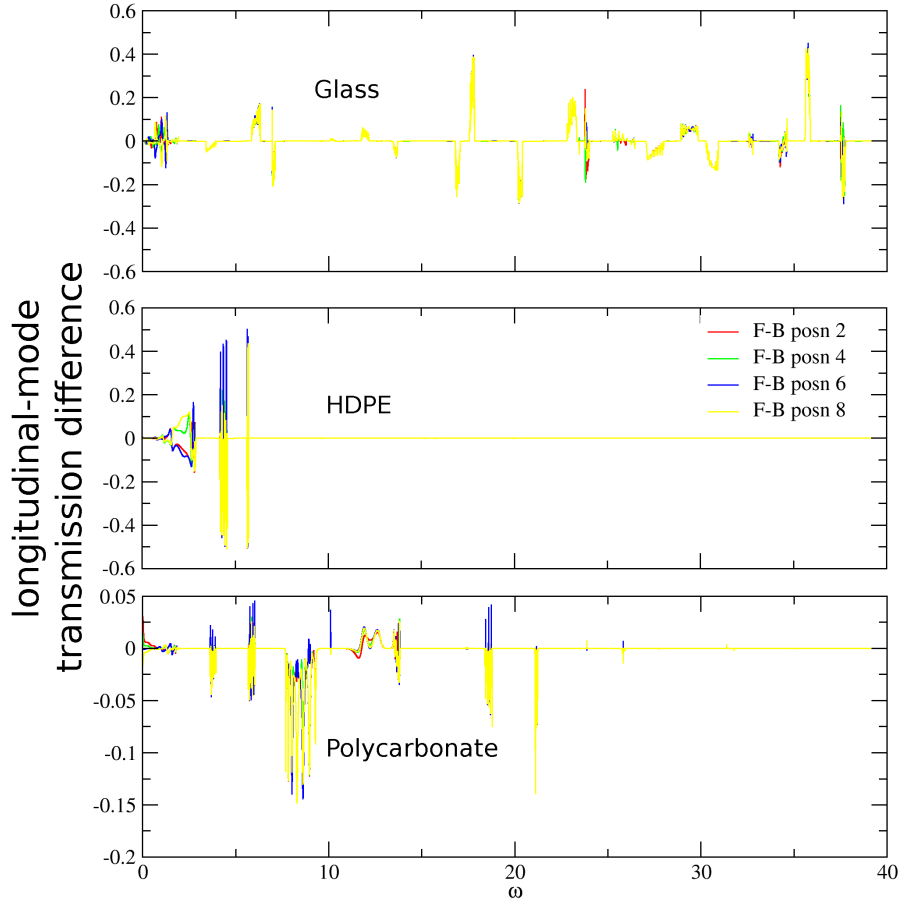


FIG. 9. Longitudinal-mode transmission response difference between F and B directions and compared to the respective undefected system for a transverse mode incident at an angle of $\pi/16$ onto a A/E_p multilayer system (16 total layers) without G/L, between two half-spaces of glass, HDPE or polycarbonate.

in both the transmission and reflection responses.

Lastly, we briefly mention that if just one of the half-spaces is solid and the other liquid, we still have asymmetry in the longitudinal-mode reflection and transmission responses, without any G/L or defects present, in the case of an incident longitudinal wave. The transverse-mode response to a longitudinal incident mode is a trivial case, resulting in a total suppression of the transmission response in one direction. This situation is more likely to be encountered in an application, for example wave-breaking, while the case of both ends being solid is more applicable to seismology.

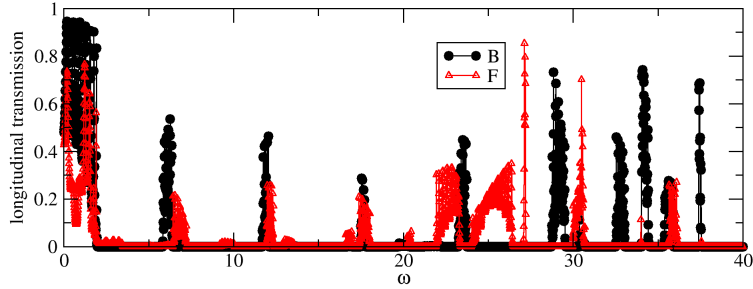


FIG. 10. Longitudinal-mode transmission response for an A/Ep multilayer system (16 total layers) without G/L, between Ep/Glass half-spaces (referring to the F direction) on which a longitudinal mode is incident at an angle of $\pi/16$ in either the forwards (F) or backwards (B) direction.

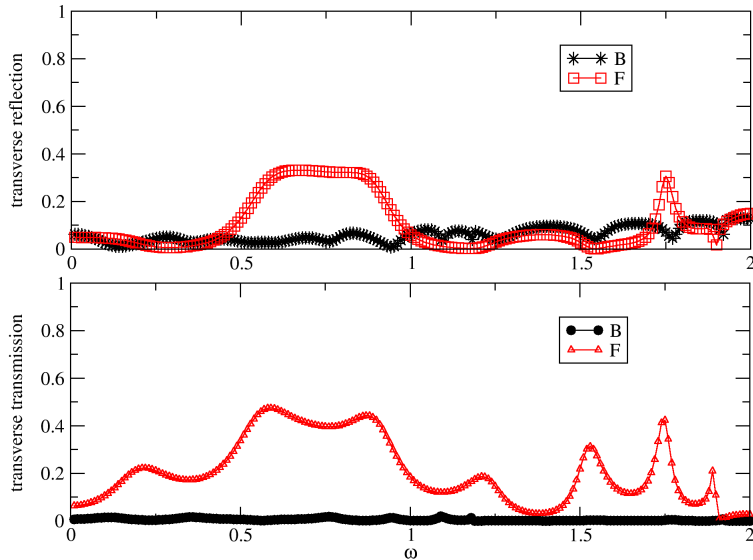


FIG. 11. Transverse-mode reflection and transmission responses for a A/Ep multilayer system (16 total layers) without G/L, between Ep/Glass half-spaces (referring to the F direction) on which a longitudinal mode is incident at an angle of $\pi/16$ in either the forwards (F) or backwards (B) direction.

IV. CONCLUSIONS

We have investigated the propagation of obliquely-incident longitudinal and transverse elastic waves in a completely passive multilayered metamaterial system having spatial dispersion, located between solid ambient media. We find that the interconversion between

longitudinal and transverse modes within the system leads to large responses in the induced (different from the incident) mode. We further find that there can be directionality in not just the reflection response but also in the transmission for the induced mode. This represents an emulation of a property of non-reciprocal propagation and it is achievable for a completely passive metamaterial system if both transverse and longitudinal modes are able to propagate, as is the case for when the elastic waves originate from and end up in solid ambient media.

In some cases, and especially when the elastic wave enters and exits from different solid materials, we find that the transmission and reflection responses can be simultaneously unidirectional, with both the transmission and reflection responses being strongly suppressed in one direction and greatly enhanced in the other. If spatial asymmetry in the total system including the ambient media is present, then the asymmetry in the transmission occurs even in the absence of periodicity-breaking defects or gain and loss in the layers although it can be greatly modified by including these parameters. The degree of asymmetry in the transmission response, whether or not a periodicity-breaking defect is present, is determined mainly by the composition of the ambient media from which the elastic wave enters or exits the multilayer system. However, there was great variability in the response depending on the location of the defect within the multilayer system as well as some variation in the absolute sensitivity with the type of defect present. Devices built on this property could for example, function as sensors. The introduction of gain or loss in the system causes some of the responses to be greatly enhanced and sometimes profoundly magnifies their asymmetry. Some uses for the unidirectional transmission and reflection properties displayed by the system studied here could include for example, breakwater structures and seismic protection.

* dpsiachos@gmail.com

† sigalas@upatras.gr

¹ H. Chen and C. T. Chan, “Acoustic cloaking in three dimensions using acoustic metamaterials,” *Applied Physics Letters* **91**, 183518 (2007).

- ² C. N. Layman, C. J. Naify, T. P. Martin, D. C. Calvo, and G. J. Orris, “Highly anisotropic elements for acoustic pentamode applications,” *Physical Review Letters* **111**, 024302 (2013).
- ³ G. W. Milton, M. Briane, and J. R. Willis, “On cloaking for elasticity and physical equations with a transformation invariant form,” *New Journal of Physics* **8**, 248 (2006).
- ⁴ A. N. Norris, “Acoustic cloaking theory,” *Proceedings of the Royal Society of London A* **464**, 2411–2434 (2008).
- ⁵ M. Albooyeh, D.-H. Kwon, F. Capolino, and S. A. Tretyakov, “Equivalent realizations of reciprocal metasurfaces: Role of tangential and normal polarization,” *Physical Review B* **95**, 115435 (2017).
- ⁶ C. Pfeiffer and A. Grbic, “Emulating nonreciprocity with spatially dispersive metasurfaces excited at oblique incidence,” *Physical Review Letters* **117**, 077401 (2016).
- ⁷ K. Helbig, “Anisotropy and dispersion in periodically layered media,” *Geophysics* **49**, 364 (1984).
- ⁸ C. Pfeiffer and A. Grbic, “Bianisotropic metasurfaces for optimal polarization control: Analysis and synthesis,” *Physical Review Applied* **2**, 044011 (2014).
- ⁹ X. Zhu, X. Zou, B. Liang, and J. Cheng, “One-way mode transmission in one-dimensional phononic crystal plates,” *Journal of Applied Physics* **108**, 124909 (2010).
- ¹⁰ X. Su, Z. Lu, and A. N. Norris, “Elastic metasurfaces for splitting sv- and p-waves in elastic solids,” *Journal of Applied Physics* **123**, 091701 (2018).
- ¹¹ D. L. Portigal and E. Burstein, “Acoustical activity and other first-order spatial dispersion effects in crystals,” *Physical Review* **170**, 673 (1968).
- ¹² J. Li, C. Shen, A. Diaz-Rubio, S. A. Tretyakov, and S. A. Cummer, “Systematic design and experimental demonstration of bianisotropic metasurfaces for scattering-free manipulation of acoustic wavefronts,” *Nature Communications* **9**, 1342 (2018).
- ¹³ C. F. Sieck, A. Alù, and M. R. Haberman, “Origins of Willis coupling and acoustic bianisotropy in acoustic metamaterials through source-driven homogenization,” *Physical Review B* **96**, 104303 (2017).
- ¹⁴ X. Zhu, H. Ramezani, C. Shi, J. Zhu, and X. Zhang, “ \mathcal{PT} -symmetric acoustics,” *Physical Review X* **4**, 031042 (2014).
- ¹⁵ L. Morini, Y. Eyzat, and M. Gei, “Negative refraction in quasicrystalline multilayered

- metamaterials,” *Journal of the Mechanics and Physics of Solids* **124**, 282–298 (2019).
- ¹⁶ N. Lazarides and G. P. Tsironis, “Gain-driven discrete breathers in \mathcal{PT} -symmetric nonlinear metamaterials,” *Physical Review Letters* **110**, 053901 (2013).
- ¹⁷ R. N. Deb, A. Khare, and B. D. Roy, “Complex optical potentials and pseudo-Hermitian Hamiltonians,” *Physics Letters A* **307**, 215 (2003).
- ¹⁸ S. Rudykh and M. C. Boyce, “Transforming wave propagation in layered media via instability-induced interfacial wrinkling,” *Physical Review Letters* **112**, 034301 (2014).
- ¹⁹ M. M. Sigalas and C. M. Soukoulis, “Elastic-wave propagation through disordered and/or absorptive layered systems,” *Physical Review B* **51**, 2780 (1995).
- ²⁰ D. Psiachos and M. M. Sigalas, “Acoustic response in a one-dimensional layered pseudo-Hermitian metamaterial containing defects,” *Journal of Applied Physics* **123**, 245109 (2018).
- ²¹ L. M. Brekhovskikh, *Waves in Layered Media* (Academic Press, 1980).
- ²² J. Christensen, M. Willatzen, V. R. Velasco, and M.-H. Lu, “Parity-time synthetic phononic media,” *Physical Review Letters* **116**, 207601 (2016).
- ²³ B.-I. Popa, L. Zigoneanu, and S. A. Cummer, “Tunable active acoustic metamaterials,” *Physical Review B* **88**, 024303 (2013).