

# Differential Temporal Difference Learning

A.M. Devraj<sup>\*</sup>      I. Kontoyiannis<sup>†</sup>      S.P. Meyn<sup>‡</sup>

June 30, 2021

## Abstract

Value functions derived from Markov decision processes arise as a central component of algorithms as well as performance metrics in many statistics and engineering applications of machine learning techniques. Computation of the solution to the associated Bellman equations is challenging in most practical cases of interest. A popular class of approximation techniques, known as Temporal Difference (TD) learning algorithms, are an important sub-class of general reinforcement learning methods. The algorithms introduced in this paper are intended to resolve two well-known difficulties of TD-learning approaches: Their slow convergence due to very high variance, and the fact that, for the problem of computing the relative value function, consistent algorithms exist only in special cases. First we show that the gradients of these value functions admit a representation that lends itself to algorithm design. Based on this result, a new class of *differential TD-learning algorithms* is introduced. For Markovian models on Euclidean space with smooth dynamics, the algorithms are shown to be consistent under general conditions. Numerical results show dramatic variance reduction when compared to standard methods.

**Keywords:** Reinforcement learning, approximate dynamic programming, temporal difference learning, Poisson equation, stochastic optimal control

---

<sup>0</sup>Preliminary versions of some of the present results were presented in [14].

<sup>\*</sup>Department of Electrical and Computer Engineering, University of Florida, Gainesville, USA. Email: [adithyamdevraj@ufl.edu](mailto:adithyamdevraj@ufl.edu)

<sup>†</sup>Department of Engineering, University of Cambridge, Trumpington Street, Cambridge CB2 1PZ, UK. Email: [i.kontoyiannis@end.cam.ac.uk](mailto:i.kontoyiannis@end.cam.ac.uk).

<sup>‡</sup>Department of Electrical and Computer Engineering, University of Florida, Gainesville, USA. Email: [meyn@ece.ufl.edu](mailto:meyn@ece.ufl.edu). S.M. and A.D. were supported by NSF grants EPCN-1609131 and CPS-1259040.

## 1 Introduction

A central task in the application of many machine learning methods and control techniques is the (exact or approximate) computation of value functions arising from Markov decision processes. The class of *Temporal Difference* (TD) *learning* algorithms considered in this work is an important sub-class of the general family of *reinforcement learning* methods. Our main contributions here are the introduction of a related family of TD-learning algorithms that enjoy much better convergence properties than existing methods, and the rigorous theoretical analysis of these algorithms.

The value functions considered in this work are based on a discrete-time Markov chain  $\mathbf{X} = \{X(t) : t = 0, 1, 2, \dots\}$  taking values in  $\mathbb{R}^\ell$ , and on an associated *cost function*  $c : \mathbb{R}^\ell \rightarrow \mathbb{R}$ . Our central modelling assumption throughout is that  $\mathbf{X}$  evolves according to the nonlinear state space model,

$$X(t+1) = a(X(t), N(t+1)), \quad t \geq 0, \quad (1)$$

where  $\mathbf{N} = \{N(t) : t = 0, 1, 2, \dots\}$  is an  $m$ -dimensional disturbance sequence of independent and identically distributed (i.i.d.) random variables, and  $a : \mathbb{R}^{\ell+m} \rightarrow \mathbb{R}^\ell$  is continuous. Under these assumptions,  $X(t+1)$  is a continuous function of the initial condition  $X(0) = x$ ; this observation is our starting point for the construction of effective algorithms for value function approximation.

We begin with some familiar background.

### 1.1 Value functions

Given a discount factor  $\beta \in (0, 1)$ , the *discounted-cost value function*, defined as,

$$h_\beta(x) := \sum_{t=0}^{\infty} \beta^t \mathbf{E}[c(X(t)) \mid X(0) = x], \quad x \in \mathbb{R}^\ell, \quad (2)$$

solves the *Bellman equation*: For each  $x \in \mathbb{R}^\ell$ ,

$$c(x) + \beta \mathbf{E}[h_\beta(X(t+1)) \mid X(t) = x] - h_\beta(x) = 0. \quad (3)$$

The *average cost* is defined as the ergodic limit,

$$\eta = \lim_{n \rightarrow \infty} \frac{1}{n} \sum_{t=0}^{n-1} \mathbf{E}[c(X(t)) \mid X(0) = x], \quad (4)$$

where the limit exists and is independent of  $x$  under the conditions imposed below. The following *relative value function* is central to analysis of the average cost:

$$h(x) = \sum_{t=0}^{\infty} \mathbf{E}[c(X(t)) - \eta \mid X(0) = x], \quad x \in \mathbb{R}^\ell. \quad (5)$$

Provided the sum (5) exists for each  $x$ , the relative value function solves the *Poisson equation*:

$$\mathbf{E}[h(X(t+1)) - h(X(t)) \mid X(t) = x] = -[c(x) - \eta]. \quad (6)$$

These equations and their solutions are of interest in learning theory, control engineering, and many other fields, including:

*Optimal control and Markov decision processes:* Policy iteration and actor-critic algorithms are designed to approximate an optimal policy using two-step procedures: First, given a policy, the associated value function is computed (or approximated), and then the policy is updated based on this value function [5, 24]. These approaches can be used for both discounted- and average-cost optimal control problems.

*Algorithm design for variance reduction:* Under general conditions, the asymptotic variance (i.e., the variance appearing in the central limit theorem for the ergodic averages in (4)) is naturally expressed in terms of the relative value function  $h$  [2, 30]. The method of control variates is intended to reduce the asymptotic variance of various Monte Carlo methods; a version of this technique involves the construction of an approximate solution to Poisson's equation [10, 12, 18, 19, 27].

*Nonlinear filtering:* A recent approach to approximate nonlinear filtering requires the solution to Poisson's equation to obtain the innovation gain [28, 44]. Approximations of the solution can lead to efficient implementations of this method [32, 33, 40].

## 1.2 TD-learning and value function approximation

In most cases of practical interest, closed-form expressions for the value functions  $h_\beta$  and  $h$  in (2) or (6) cannot be derived. One approach to obtaining approximations is the simulation-based algorithm known as *Temporal Difference (TD) learning* [6, 37].

In the case of the discounted-cost value function, the goal of TD-learning is to approximate  $h_\beta$  as a member of a parametrized family of functions  $\{h_\beta^\theta : \theta \in \mathbb{R}^d\}$ . Throughout the paper we restrict attention to linear parametrizations of the form,

$$h_\beta^\theta = \sum_{j=1}^d \theta_j \psi_j, \quad (7)$$

where we write  $\theta = (\theta_1, \theta_2, \dots, \theta_d)^T$ ,  $\psi = (\psi_1, \psi_2, \dots, \psi_d)^T$ , and we assume that the given collection of 'basis' functions  $\psi: \mathbb{R}^\ell \rightarrow \mathbb{R}^d$  is continuously differentiable.

In one variant of this technique (the LSTD(1) algorithm, described in Section 4), the optimal parameter vector  $\theta^*$  is chosen as the solution to a minimum-norm problem,

$$\begin{aligned} \theta^* &= \arg \min_{\theta} \|h_\beta^\theta - h_\beta\|_\pi^2 \\ &:= \arg \min_{\theta} \mathbf{E}[(h_\beta^\theta(X) - h_\beta(X))^2], \end{aligned} \quad (8)$$

where the expectation is with respect to  $X \sim \pi$ , and  $\pi$  denotes the steady-state distribution of the Markov chain  $\mathbf{X}$ ; more details are provided in Sections 2.1 and 4.

Theory for TD-learning in the discounted-cost setting is largely complete, in the sense that criteria for convergence are well-understood, and the asymptotic variance of the algorithm is computable based on standard theory from stochastic approximation [7, 15, 16]. Theory and algorithms for the average-cost setting involving the relative value function  $h$  is more fragmented. The optimal parameter  $\theta^*$  in the analog of (8), with  $h_\beta$  replaced by the relative value function  $h$ , can be computed using TD-learning techniques only for Markovian models

that regenerate, i.e., under the assumption that there exists a single state  $x^*$  that is visited infinitely often [20, 22, 29].

Regeneration is not a restrictive assumption in many cases. However, the asymptotic variance of these algorithms grows with the variance of inter-regeneration times. The variance can be massive even in simple examples such as the M/M/1 queue; see the final chapter of [29]. High variance is also predominantly observed in the discounted-cost case when the discounting factor is close to 1; see the relevant remarks in Section 1.4 below.

The *differential* TD-learning algorithms developed in this paper are designed to resolve these issues. The main idea is to estimate the *gradient* of the value function. Under the conditions imposed, the asymptotic variance of the resulting algorithms remains uniformly bounded over  $0 < \beta < 1$ . And the same techniques can be applied to obtain finite-variance algorithms for approximating the relative value function  $h$  for models without regeneration.

It is interesting to note that the needs of the analysis of the algorithms presented here have, in part, motivated the development of rich new convergence theory for general classes of discrete-time Markov processes [13]. Indeed, the results in Sections 2 and 3 of this paper draw heavily on the Lipschitz-norm convergence results established in [13].

### 1.3 Differential TD-learning

In the discounted-cost setting, suppose that the value function  $h_\beta$  and all its potential approximations  $\{h_\beta^\theta : \theta \in \mathbb{R}^d\}$  are continuously differentiable as functions of the state  $x$ , i.e.,  $h_\beta, h_\beta^\theta \in C^1$ , for each  $\theta \in \mathbb{R}^d$ . In terms of the linear parametrization (7), we obtain approximations of the form:

$$\nabla h_\beta^\theta = \sum_{j=1}^d \theta_j \nabla \psi_j. \quad (9)$$

The *differential* LSTD-learning algorithm introduced in Section 3 is designed to compute the solution to the quadratic program,

$$\theta^* = \arg \min_{\theta} \mathbb{E}[\|\nabla h_\beta^\theta(X) - \nabla h_\beta(X)\|_2^2], \quad X \sim \pi, \quad (10)$$

where  $\|\cdot\|_2$  is the usual Euclidean norm. Once the optimal parameter vector has been obtained, approximating the value function  $h_\beta^{\theta^*}$  requires the addition of a constant:

$$h_\beta^{\theta^*} = \sum_{j=1}^d \theta_j^* \psi_j + \kappa(\theta^*). \quad (11)$$

The mean-square optimal choice of  $\kappa(\theta^*)$  is obtained on requiring,

$$\mathbb{E}[h_\beta^{\theta^*}(X) - h_\beta(X)] = 0, \quad X \sim \pi.$$

A similar program can be carried out for the relative value function  $h$ , which, viewed as a solution to Poisson's equation (6), is unique only up to an additive constant. Therefore, we can set  $\kappa(\theta^*) = 0$  in the average-cost setting.

## 1.4 Summary of contributions

The main contributions of this work are:

1. (a) The introduction of the new *differential* Least Squares TD-learning ( $\nabla$ LSTD, or ‘grad-LSTD’) algorithm, which is applicable in both the discounted- and average-cost settings.
- (b) The development of appropriate conditions under which we can show that, for linear parametrizations,  $\nabla$ LSTD converges and solves the quadratic program (10).
- (c) The introduction of the family of  $\nabla$ LSTD( $\lambda$ )-learning algorithms. With  $\lambda \in [0, 1]$ ,  $\nabla$ LSTD( $\lambda$ ) has smaller asymptotic variance, and it is shown that  $\nabla$ LSTD(1) also solves the quadratic program (10).
2. The new algorithms are applicable for models that do not have regeneration, and their asymptotic variance is uniformly bounded over all  $0 < \beta < 1$ , under general conditions.

Finally, a few more remarks about the error rates of these algorithms are in order. From the definition of the value function (2), it can be expected that  $h_\beta(x) \rightarrow \infty$  at rate  $1/(1 - \beta)$  for “most”  $x \in \mathbb{R}^\ell$ . This is why approximation methods in reinforcement learning typically take for granted that error will grow at this rate. Moreover, it is observed that variance in reinforcement learning can grow dramatically with the discount factor. In particular, it is shown in [15, 16] that variance in the standard Q-learning algorithm of Watkins is *infinite* when the discount factor satisfies  $\beta > 1/2$ .

The family of TD( $\lambda$ ) algorithms was introduced in [37] to reduce the variance of earlier methods, but it brings its own potential challenges. Consider [41, Theorem 1], which compares the estimate  $h_\beta^{\theta_\lambda}$  obtained using TD( $\lambda$ ), with the  $L_2$ -optimal approximation  $h_\beta^{\theta^*}$  obtained using TD(1):

$$\|h_\beta^{\theta_\lambda} - h_\beta\|_\pi \leq \frac{1 - \lambda\beta}{1 - \beta} \|h_\beta^{\theta^*} - h_\beta\|_\pi. \quad (12)$$

This bound suggests that the bias can grow as  $(1 - \beta)^{-1}$  for fixed  $\lambda$ .

The difficulties are more acute when we come to the average-cost problem. Consider the minimum-norm problem (8) with the relative value function  $h$  in place of  $h_\beta$ :

$$\theta^* = \arg \min_{\theta} \|h^\theta - h\|_\pi^2. \quad (13)$$

Here, for the TD( $\lambda$ ) algorithm with  $\lambda < 1$ , Theorem 3 of [42] implies a bound in terms of the convergence rate  $\rho$  for the Markov chain,

$$\|h_\beta^{\theta_\lambda} - h\|_\pi \leq c(\lambda, \rho) \|h^{\theta^*} - h\|_\pi, \quad (14)$$

in which  $c(\lambda, \rho) > 1$  and  $c(\lambda, \rho) \rightarrow 1$  as  $\lambda \rightarrow 1$ . However, there is no TD(1) algorithm to compute  $\theta^*$  in the case of the relative value function  $h$ , except in special cases; cf. [20, 22, 29].

Under the assumptions imposed in this paper, we show that the gradients of these value functions are well behaved:  $\{\nabla h_\beta : \beta > 0\}$  is a bounded collection of functions, and  $\nabla h_\beta \rightarrow \nabla h$  uniformly on compact sets. As a consequence, both the bias and variance of the new  $\nabla$ -LSTD( $\lambda$ ) algorithms are bounded over all  $0 < \beta < 1$ .

The remainder of the paper is organized as follows: Basic definitions and value function representations are presented in Section 2. The  $\nabla$ LSTD-learning algorithm is introduced in Section 3, and the  $\nabla$ LSTD( $\lambda$ ) algorithms are introduced in Section 4. Results from numerical experiments are shown in Section 5, and conclusions are contained in Section 6.

## 2 Representations and Approximations

We begin with modelling assumptions on the Markov process  $\mathbf{X}$ , and representations for the value functions  $h_\beta, h$  and their gradients.

### 2.1 Markovian model and value function gradients

The evolution equation (1) defines a Markov chain  $\mathbf{X}$  with transition semigroup  $\{P^t\}$ , where  $P^t(x, A)$  is defined, for all times  $t \geq 0$ , any state  $x \in \mathbb{R}^\ell$ , and every measurable  $A \subset \mathbb{R}^\ell$ , via,

$$P^t(x, A) := \mathbb{P}_x\{X(t) \in A\} := \Pr\{X(t) \in A \mid X(0) = x\}.$$

For  $t = 1$  we write  $P = P^1$ , so that:

$$P(x, A) = \Pr\{a(x, N(1)) \in A\}.$$

The first set of assumptions ensures that the value functions  $h_\beta$  and  $h$  are well-defined. Fix a continuous function  $v: \mathbb{R}^\ell \rightarrow [1, \infty)$  that serves as a weighting function. For any measurable function  $f: \mathbb{R}^\ell \rightarrow \mathbb{R}$ , the  $v$ -norm is defined as follows:

$$\|f\|_v := \sup_x \frac{|f(x)|}{v(x)}.$$

The space of all measurable functions for which  $\|f\|_v$  is finite is denoted  $L_\infty^v$ . Also, for any measurable function  $f$  and measure  $\mu$ , we write  $\mu(f)$  for the integral,  $\mu(f) := \int f d\mu$ .

#### Assumption A1:

The Markov chain  $\mathbf{X}$  is *v-uniformly ergodic*: It has a unique invariant probability measure  $\pi$ , and there is a continuous function  $v: \mathbb{R}^\ell \rightarrow \mathbb{R}$  and constants  $b_0 < \infty$  and  $0 < \rho_0 < 1$ , such that, for each function  $f \in L_\infty^v$ ,

$$\left| \mathbb{E}[f(X(t)) \mid X(0) = x] - \pi(f) \right| \leq b_0 \rho_0^t \|f\|_v v(x), \quad x \in \mathbb{R}^\ell, t \geq 0. \quad (15)$$

It is well known that assumption A1 is equivalent to the existence of a Lyapunov function that satisfies the drift condition (V4) of [29]. The following consequences are immediate [29, 30]:

**Proposition 2.1.** *Under assumption A1, for any cost function  $c$  such that  $\|c\|_v < \infty$ , the limit  $\eta$  in (4) exists with  $\eta := \pi(c) < \infty$ , and is independent of the initial state  $x$ . The value functions  $h_\beta$  and  $h$  exist as expressed in (2) and (5), and they satisfy equations (3) and (6), respectively.*

*Moreover, there exists a constant  $b_c < \infty$  such that the following bounds hold:*

$$\begin{aligned} |h(x)| &\leq b_c v(x) \\ |h_\beta(x)| &\leq b_c (v(x) + (1 - \beta)^{-1}) \\ |h_\beta(x) - h_\beta(y)| &\leq b_c (v(x) + v(y)), \quad x, y \in \mathbb{R}^\ell. \end{aligned}$$

The following operator-theoretic notation will simplify exposition. For any measurable function  $f: \mathbb{R}^\ell \rightarrow \mathbb{R}$ , the new function  $P^t f: \mathbb{R}^\ell \rightarrow \mathbb{R}$  is defined as the conditional expectation:

$$P^t f(x) = \mathbb{E}_x[f(X(t))] := \mathbb{E}[f(X(t)) \mid X(0) = x].$$

For any  $\beta \in (0, 1)$ , the *resolvent kernel*  $R_\beta$  is the “ $z$ -transform” of the semigroup  $\{P^t\}$ ,

$$R_\beta := \sum_{t=0}^{\infty} \beta^t P^t. \quad (16)$$

Under the assumptions of Prop. 2.1, the discounted-cost value function  $h_\beta$  admits the representation,

$$h_\beta = R_\beta c, \quad (17)$$

and similarly, for the relative value function  $h$  we have,

$$h = R[c - \eta], \quad (18)$$

where we write  $R \equiv R_\beta$  when  $\beta = 1$  [25, 29, 30].

The representations (17) and (18) are valuable in deriving the LSTD-learning algorithms [6, 29, 36]. Next, we will obtain analogous representations for the gradients:

$$\nabla h_\beta = \nabla[R_\beta c], \quad \nabla h = \nabla[Rc].$$

## 2.2 Representation for the gradient of a value function

In this section we describe the construction of operators  $\Omega$  and  $\Omega_\beta$ , for which the following hold:

$$\nabla h_\beta = \nabla[R_\beta c] = \Omega_\beta \nabla c, \quad \nabla h = \nabla[Rc] = \Omega \nabla c. \quad (19)$$

A more detailed account is given in Section 3.2, and a complete exposition of the underlying theory together with the formal justification of the existence and the relevant properties of  $\Omega$  and  $\Omega_\beta$  can be found in [13].

For the sake of simplicity, here we restrict our discussion to  $h_\beta$  and its gradient. But it is not hard to see that the construction below easily generalizes to  $\beta = 1$ ; again, see Section 3.2 and [13] for the relevant details.

We require the following further assumptions:

### Assumption A2:

**A2.1:** The disturbance process  $\mathbf{N}$  is independent of  $X(0)$ .

**A2.2:** The function  $a$  is continuously differentiable in its first variable, with,

$$\sup_{x,n} \|\nabla_x a(x, n)\| < \infty,$$

where  $\|\cdot\|$  is any matrix norm, and the  $\ell \times \ell$  matrix  $\nabla_x a$  is defined as:

$$[\nabla_x a(x, n)]_{i,j} := \frac{\partial}{\partial x_i} (a(x, n))_j, \quad 1 \leq i, j \leq \ell.$$

The first assumption, A2.1, is critical so that the initial state  $X(0) = x$  can be regarded as a variable, with  $X(t)$  being a continuous function of  $x$ . This together with A2.2 allows us to define the *sensitivity process*  $\{\mathcal{S}(t)\}$ , where, for each  $t \geq 0$ :

$$\mathcal{S}_{i,j}(t) := \frac{\partial X_i(t)}{\partial X_j(0)}, \quad 1 \leq i, j \leq \ell. \quad (20)$$

Then  $\mathcal{S}(0) = I$  and from (1) the sensitivity process evolves according to the random linear system,

$$\mathcal{S}(t+1) = \mathcal{A}(t+1)\mathcal{S}(t), \quad t \geq 0, \quad (21)$$

where the  $\ell \times \ell$  matrix  $\mathcal{A}(t)$  is defined as in assumption A2.2, by  $\mathcal{A}^T(t) := \nabla_x a(X(t-1), N(t))$ .

For any  $C^1$  function  $f : \mathbb{R}^\ell \rightarrow \mathbb{R}$ , define the operator  $\nabla^{\mathcal{S}}$  as:

$$\nabla^{\mathcal{S}}f(X(t)) := \mathcal{S}^T(t)\nabla f(X(t)). \quad (22)$$

It follows from the chain rule that this coincides with the gradient of  $f(X(t))$  with respect to the initial condition:

$$[\nabla^{\mathcal{S}}f(X(t))]_i = \frac{\partial f(X(t))}{\partial X_i(0)}, \quad 1 \leq i \leq \ell.$$

Equation (22) motivates the introduction of a semigroup  $\{Q^t : t \geq 0\}$  of operators, whose domain includes functions  $g : \mathbb{R}^\ell \rightarrow \mathbb{R}^\ell$  of the form  $g = [g_1, \dots, g_\ell]^T$ , with  $g_i \in L_\infty^v$  for each  $i$ . For  $t = 0$ ,  $Q^0$  is the identity operator, and for  $t \geq 1$ ,

$$Q^t g(x) := \mathbf{E}_x[\mathcal{S}^T(t)g(X(t))]. \quad (23)$$

Provided we can exchange the gradient and the expectation, we can write,

$$\frac{\partial}{\partial x_i} \mathbf{E}_x[f(X(t))] = \mathbf{E}_x[[\nabla^{\mathcal{S}}f(X(t))]_i], \quad 1 \leq i \leq \ell,$$

and consequently, the following elegant formula is obtained:

$$\nabla P^t f(x) = \mathbf{E}_x[\nabla^{\mathcal{S}}f(X(t))] = Q^t \nabla f(x), \quad x \in \mathbb{R}^\ell. \quad (24)$$

Justification requires minimal assumptions on the function  $f$ . The proof of Prop. 2.2 is based on Lemmas A.1 and A.2, given in the Appendix.

**Proposition 2.2.** *Suppose that Assumptions A1 and A2 hold, and that  $f^2$  and  $\|\nabla f\|_2^2$  both lie in  $L_\infty^v$ . Then (24) holds, and  $\nabla P^t f(x)$  is continuous as a function of  $x \in \mathbb{R}^\ell$ .*

*Proof.* The proof uses Lemma A.2 in the Appendix, and is based on a slightly different truncation argument as in [13]. Let  $\{\chi_n : n \geq 1\}$  be a sequence of functions satisfying, for each  $n$ :

- (i)  $\chi_n$  is a continuous approximation to the indicator function on the set,

$$R_n = \{x \in \mathbb{R}^\ell : |x_i| \leq n, \quad 1 \leq i \leq d\},$$

in the sense that  $0 \leq \chi_n(x) \leq 1$  for all  $x$ ,  $\chi_n(x) = 1$  on  $R_n$ , and  $\chi_n(x) = 0$  on  $R_{n+1}^c$ .



(ii)  $\nabla\chi_n$  is continuous and uniformly bounded:  $\sup_{n,x} \|\nabla\chi_n(x)\| < \infty$ .

On denoting  $f_n = \chi_n f$ , we have,

$$\nabla f_n = \chi_n \nabla f + f \nabla \chi_n,$$

which is bounded and continuous under the assumptions of the proposition. An application of the mean value theorem combined with dominated convergence allows us to exchange differentiation and expectation:

$$\frac{\partial}{\partial x_i} \mathbb{E}_x[f_n(X(t))] = \mathbb{E}_x \left[ \frac{\partial}{\partial x_i} f_n(X(t)) \right], \quad 1 \leq i \leq \ell.$$

This identity is equivalent to (24) for  $f_n$ .

Under the assumptions of the proposition there is a constant  $b$  such that  $\|\nabla f_n\|^2 \leq bv$  for each  $n$ . Applying the dominated convergence theorem once more gives,

$$Q^t \nabla f(x) = \lim_{n \rightarrow \infty} Q^t \nabla f_n(x), \quad x \in \mathbb{R}^d.$$

The limit is continuous by Lemma A.2, and an application of Lemma 3.6 of [13] completes the proof.  $\square$

Prop. 2.2 (a) strongly suggests the representation  $\nabla h_\beta = \Omega_\beta \nabla c$  in (19), with:

$$\Omega_\beta := \sum_{t=0}^{\infty} \beta^t Q^t. \quad (25)$$

This is indeed justified (under additional assumptions) in [13, Theorem 2.4], and it forms the basis of the  $\nabla$ LSTD-learning algorithms developed in this paper.

Similarly, the representation  $\nabla h = \Omega \nabla c$  with  $\Omega = \Omega_1$  for the gradient of the relative value function  $h$  is derived, under appropriate conditions, in [13, Theorem 2.3].

### 3 Differential LSTD-Learning

In this section we develop the new *differential LSTD* (or  $\nabla$ LSTD, or ‘grad-LSTD’) learning algorithms for approximating the value functions  $h_\beta$  and  $h$ , cf. (2) and (5), associated with a cost function  $c$  and a Markov chain  $\mathbf{X}$  evolving according to the model (1), subject to assumptions A1 and A2. The algorithms are presented first, with supporting theory in Section 3.2. We concentrate mainly on the family of discounted-cost value functions  $h_\beta$ ,  $0 < \beta < 1$ . The extension to the case of the relative value function  $h$  is briefly discussed in Section 3.3.

#### 3.1 Differential LSTD algorithms

We begin with a review of the standard Least Squares TD-learning (LSTD) algorithm, cf. [6, 29]. We assume that the following are given: A target number of iterations  $T$  together with  $T$  samples from the process  $\mathbf{X}$ , the discount factor  $\beta$ , the functions  $\psi$ , and a gain sequence  $\{\alpha_t\}$ . Throughout the paper the gain sequence  $\{\alpha_t\}$  is taken to be  $\alpha_t = 1/t$ ,  $t \geq 1$ .

---

**Algorithm 1** *Standard LSTD algorithm*


---

**Input:** Initial  $b(0), \varphi(0) \in \mathbb{R}^d$ ,  $M(0)$   $d \times d$  positive definite, and  $t = 1$

1: **repeat**

2:    $\varphi(t) = \beta\varphi(t-1) + \psi(X(t));$

3:    $b(t) = b(t-1) + \alpha_t(\varphi(t)c(X(t)) - b(t-1));$

4:    $M(t) = M(t-1) + \alpha_t(\psi(X(t))\psi^T(X(t)) - M(t-1));$

5:    $t = t + 1$

6: **until**  $t \geq T$

**Output:**  $\theta = M^{-1}(T)b(T)$

---

Algorithm 1 is equivalent to the LSTD(1) algorithm of [9]; see Section 4 and [15, 16] for more details.

To simplify discussion we restrict to a stationary setting for the convergence results in this paper.

**Proposition 3.1.** *Suppose that assumption A1 holds, and that the functions  $c^2$  and  $\|\psi\|_2^2$  are in  $L_\infty^v$ . Suppose moreover that the matrix  $M = \mathbf{E}_\pi[\psi(X)\psi^T(X)]$  is of full rank.*

*Then, there exists a version of the pair process  $(\mathbf{X}, \varphi) = \{(X(t), \varphi(t))\}$  that is stationary on the two-sided time axis, and for any initial choice of  $b(0), \varphi(0) \in \mathbb{R}^d$  and  $M(0)$  positive definite, Algorithm 1 is consistent:*

$$\theta^* = \lim_{t \rightarrow \infty} M^{-1}(t)b(t),$$

where  $\theta^*$  is the least squares minimizer in (8).

*Proof.* The existence of a stationary solution  $\mathbf{X}$  on the two-sided time interval follows directly from  $v$ -uniform ergodicity, and we then define, for each  $t \geq 0$ ,

$$\varphi(t) = \sum_{i=0}^{\infty} \beta^i \psi(X(t-i)).$$

The optimal parameter can be expressed  $\theta^* = M^{-1}b$  in which  $b = \mathbf{E}_\pi[\varphi(t)c(X(t))]$ , so the result follows from the law of large numbers for this ergodic process.  $\square$

In the construction of the LSTD algorithm, the optimization problem (8) is cast as a minimum-norm problem in the Hilbert space,

$$L_2^\pi = \{ \text{measurable } g: \mathbb{R}^\ell \rightarrow \mathbb{R} : \|g\|_\pi^2 = \langle g, g \rangle_\pi < \infty \},$$

with inner-product,  $\langle f, g \rangle_\pi := \int f(x)g(x)\pi(dx)$ .

The  $\nabla$ LSTD algorithm presented next is based on a minimum-norm problem in a different Hilbert space. For  $C^1$  functions  $f, g$ , for which each  $[\nabla f]_i, [\nabla g]_i \in L_2^\pi$ ,  $1 \leq i \leq \ell$ , define the inner product,

$$\langle f, g \rangle_{\pi,1} = \int \nabla f(x)^T \nabla g(x) \pi(dx),$$

with the associated norm  $\|f\|_{\pi,1} := \sqrt{\langle f, f \rangle_{\pi,1}}$ . We let  $L_2^{\pi,1}$  denote the set of functions with finite norm:

$$L_2^{\pi,1} = \{\text{measurable } h: \mathbb{R}^\ell \rightarrow \mathbb{R} : \|h\|_{\pi,1}^2 = \langle h, h \rangle_{\pi,1} < \infty\}. \quad (26)$$

Two functions  $f, g \in L_2^{\pi,1}$  are considered identical if  $\|f - g\|_{\pi,1} = 0$ . In particular, this is true if the difference  $f - g$  is a constant independent of  $x$ .

The ‘differential’ version of the least-squares problem in (8), given as the nonlinear program (10), can now be recast as,

$$\theta^* = \arg \min_{\theta} \|h_{\beta}^{\theta} - h_{\beta}\|_{\pi,1}. \quad (27)$$

The  $\nabla$ LSTD algorithm, defined by the following set of recursions, solves (27).

Given a target number of iterations  $T$  together with  $T$  samples from the process  $\mathbf{X}$ , the discount factor  $\beta$ , the functions  $\psi$ , and a gain sequence  $\{\alpha_t\}$ , we write  $\nabla\psi(x)$  for the  $\ell \times d$  matrix,

$$[\nabla\psi(x)]_{i,j} = \frac{\partial}{\partial x_i} \psi_j(x), \quad x \in \mathbb{R}^\ell. \quad (28)$$

---

**Algorithm 2**  $\nabla$ LSTD algorithm

---

**Input:** Initial  $b(0) \in \mathbb{R}^d$ ,  $\varphi(0) \in \mathbb{R}^{\ell \times d}$ ,  $M(0)$   $d \times d$  positive definite, and  $t = 1$

1: **repeat**

2:    $\varphi(t) = \beta \mathcal{A}(t) \varphi(t-1) + \nabla\psi(X(t));$

3:    $b(t) = b(t-1) + \alpha_t (\varphi^T(t) \nabla c(X(t)) - b(t-1));$

4:    $M(t) = M(t-1) + \alpha_t ((\nabla\psi(X(t)))^T \nabla\psi(X(t)) - M(t-1));$

5:    $t = t + 1$

6: **until**  $t \geq T$

**Output:**  $\theta = M^{-1}(T)b(T)$

---

After the estimate of the optimal choice of  $\theta$  is obtained from Algorithm 2, the required estimate of  $h_{\beta}$  is formed as,

$$h_{\beta}^{\theta} = \theta^T \psi + \kappa(\theta),$$

where,

$$\kappa(\theta) = -\pi(h_{\beta}^{\theta}) + \eta/(1 - \beta), \quad (29)$$

with  $\eta = \pi(c)$  as in (4), and with the two means  $\eta$  and  $\pi(h_{\beta}^{\theta})$  given by the results of the following recursive estimates:

$$\bar{h}_{\beta}(t) = \bar{h}_{\beta}(t-1) + \alpha_t (h_{\beta}^{\theta(t)} - \bar{h}_{\beta}(t-1)), \quad (30)$$

$$\eta(t) = \eta(t-1) + \alpha_t (c(X(t)) - \eta(t-1)). \quad (31)$$

It is immediate that  $\eta(t) \rightarrow \eta$ , a.s., as  $t \rightarrow \infty$ , by the law of large numbers for  $\nu$ -uniformly ergodic Markov chains [30]. The convergence of  $\bar{h}_{\beta}(t)$  to  $\pi(h_{\beta}^{\theta^*})$  is established in the following section.

### 3.2 Derivation and analysis

In the notation of the previous section, and recalling the definition of  $\nabla\psi$  in (28), we write:

$$M = \mathbb{E}_\pi[(\nabla\psi(X))^T \nabla\psi(X)], \quad (32)$$

$$b = \mathbb{E}_\pi[(\nabla\psi(X))^T \nabla h_\beta(X)]. \quad (33)$$

Prop. 3.2 follows immediately from these representations, and the definition of the norm  $\|\cdot\|_{\pi,1}$ .

**Proposition 3.2.** *The norm appearing in (27) is quadratic in  $\theta$ :*

$$\|h_\beta^\theta - h_\beta\|_{\pi,1}^2 = \theta^T M \theta - 2b^T \theta + k, \quad (34)$$

in which for each  $1 \leq i, j \leq d$ ,

$$M_{i,j} = \langle \psi_i, \psi_j \rangle_{\pi,1}, \quad b_i = \langle \psi_i, h_\beta \rangle_{\pi,1}, \quad (35)$$

and  $k = \langle h_\beta, h_\beta \rangle_{\pi,1}$ . Consequently, the optimizer (27) is any solution to:

$$M\theta^* = b. \quad (36)$$

As in the standard SLTD-learning algorithm, the representation for the vector  $b$  in (33) involves the function  $h_\beta$ , which is unknown. An alternative representation will be obtained, which is amenable to recursive approximation will form the basis of the  $\nabla$ LSTD algorithm.

The following assumption is used to justify this representation:

**Assumption A3:**

**A3.1:** For any  $C^1$  functions  $f, g$  satisfying  $f^2, g^2 \in L_\infty^v$  and  $\|\nabla f\|_2^2, \|\nabla g\|_2^2 \in L_\infty^v$ , the following holds for the stationary version of the chain  $\mathbf{X}$ :

$$\sum_{t=0}^{\infty} \mathbb{E}_\pi \left[ \left| \nabla f(X(t))^T \mathcal{S}(t) \nabla g(X(0)) \right| \right] < \infty. \quad (37)$$

**A3.2:** The function  $c$  is continuously differentiable,  $c^2$  and  $\|\nabla c\|_2^2 \in L_\infty^v$ , and for some  $b_1 < \infty$  and  $0 < \rho_1 < 1$ ,

$$\|Q^t \nabla c(x)\|^2 \leq b_1 \rho_1^t v(x), \quad x \in \mathbb{R}^\ell, t \geq 0.$$

Theorem 2.1 of [13] establishes (2) under additional conditions on the model. The bound (37) is related to a negative Lyapunov exponent for the Markov chain  $\mathbf{X}$  [1].

Under A3 we can justify the representation for the gradient of the value functions:

**Lemma 3.3.** *Suppose that assumptions A1–A3 hold, and that  $c^2, \|\nabla c\|_2^2 \in L_\infty^v$ . Then the two representations in (19) hold  $\pi$ -a.s.:*

$$\nabla h_\beta = \Omega_\beta \nabla c \quad \text{and} \quad \nabla h = \Omega \nabla c.$$

*Proof.* Prop. 2.2 justifies the following calculation,

$$\nabla h_{\beta,n}(x) := \nabla \left( \sum_{t=0}^n \beta^t P^t c(x) \right) = \sum_{t=0}^n \beta^t Q^t \nabla c(x),$$

and also implies that this gradient is continuous as a function of  $x$ . Assumption A3.2 implies that the right-hand side converges to  $\Omega_\beta \nabla c(x)$  as  $n \rightarrow \infty$ . The function  $\Omega_\beta \nabla c$  is continuous in  $x$ , since the limit is uniform on compact subsets of  $\mathbb{R}^\ell$  (recall that  $v$  is continuous). Lemma 3.6 of [13] then completes the proof.  $\square$

A stationary realization of the algorithm is established next. Lemma 3.4 follows immediately from the assumptions: The non-recursive expression for  $\varphi(t)$  in (38) is immediate from the recursions in Algorithm 2.

**Lemma 3.4.** *Suppose that assumptions A1–A3 hold, and that  $\|\psi\|_2^2$  and  $\|\nabla\psi\|_2^2$  are in  $L_\infty^v$ . Then there is a version of the pair process  $(\mathbf{X}, \varphi)$  that is stationary on the two-sided time line, and for each  $t \in \mathbb{Z}$ ,*

$$\varphi(t) = \sum_{k=0}^{\infty} \beta^k [\Theta^{t-k} \mathcal{S}(k)] \nabla\psi(X(t-k)), \quad (38)$$

where  $\Theta^{t-k} \mathcal{S}(k) = \mathcal{A}(t)\mathcal{A}(t-1)\cdots\mathcal{A}(t-k+1)$ .

The remainder of this section consists of a proof of the following proposition.

**Proposition 3.5.** *Suppose that assumptions A1–A3 hold, and that  $c^2$ ,  $\|\nabla c\|_2^2$ ,  $\|\psi\|_2^2$  and  $\|\nabla\psi\|_2^2$  are in  $L_\infty^v$ . Suppose moreover that the matrix  $M$  in (32) is of full rank. Then, for the stationary process  $(\mathbf{X}, \varphi)$ , the  $\nabla$ LSTD-learning algorithm is consistent: For any initial  $b(0) \in \mathbb{R}^\ell$  and  $M(0)$  positive definite,*

$$\theta^* = \lim_{t \rightarrow \infty} M^{-1}(t)b(t).$$

Moreover, with probability one,

$$\eta = \lim_{t \rightarrow \infty} \eta(t), \quad \pi(h_\beta^{\theta^*}) = \lim_{t \rightarrow \infty} \bar{h}_\beta(t),$$

and hence  $\lim_{t \rightarrow \infty} \{-\bar{h}_\beta(t) + \eta(t)/(1-\beta)\} = \kappa(\theta^*)$ .

We begin with a representation of  $b$ :

**Lemma 3.6.** *Under the assumptions of Prop. 3.5,*

$$\begin{aligned} b^T &= \sum_{t=0}^{\infty} \beta^t \mathbf{E} \left[ (\mathcal{S}^T(t) \nabla c(X(t)))^T \nabla\psi(X(0)) \right] \\ &= \mathbf{E} \left[ (\nabla c(X(0)))^T \varphi(0) \right]. \end{aligned} \quad (39)$$

*Proof.* The following shift-operator on sample space is defined for a stationary version of  $\mathbf{X}$ : For a random variable of the form

$$Z = F(X(r), N(r), \dots, X(s), N(s)), \quad \text{with } r \leq s,$$

we denote, for any integer  $k$ ,

$$\Theta^k Z = F(X(r+k), N(r+k), \dots, X(s+k), N(s+k)).$$

Consequently, viewing  $\mathcal{S}(t)$  as a function of  $(\mathcal{A}(1), \dots, \mathcal{A}(t))$  as in the evolution equation (21), we have:

$$\Theta^k \mathcal{S}(t) = \mathcal{A}(t+k) \cdots \mathcal{A}(2+k) \mathcal{A}(1+k). \quad (40)$$

The representation (19) for  $\nabla h_\beta$  is valid under assumption A3, by Lemma 3.3. Using this and (21) gives the first representation in (39):

$$\begin{aligned} b^T &= \int \mathbf{E}_x [(\Omega_\beta \nabla c(x))^T \nabla \psi(x)] \pi(dx) \\ &= \sum_{t=0}^{\infty} \beta^t \int \mathbf{E}_x [(\mathcal{S}^T(t) \nabla c(x))^T \nabla \psi(x)] \pi(dx) \\ &= \sum_{t=0}^{\infty} \beta^t \mathbf{E} [(\mathcal{S}^T(t) \nabla c(X(t)))^T \nabla \psi(X(0))]. \end{aligned} \quad (41)$$

Stationarity implies that for any  $t, k \in \mathbb{Z}$ ,

$$\begin{aligned} &\mathbf{E} \left[ \left( \mathcal{S}^T(t) \nabla c(X(t)) \right)^T \nabla \psi(X(0)) \right] \\ &= \mathbf{E} \left[ \left( [\Theta^k \mathcal{S}^T(t)] \nabla c(X(t+k)) \right)^T \nabla \psi(X(k)) \right]. \end{aligned}$$

Setting  $k = -t$ , the first representation in (39) becomes:

$$\begin{aligned} b^T &= \sum_{t=0}^{\infty} \beta^t \mathbf{E} \left[ (\nabla c(X(0)))^T (\Theta^{-t} \mathcal{S}(t)) \nabla \psi(X(-t)) \right] \\ &= \mathbf{E} \left[ (\nabla c(X(0)))^T \left( \sum_{t=0}^{\infty} \beta^t (\Theta^{-t} \mathcal{S}(t)) \nabla \psi(X(-t)) \right) \right], \end{aligned}$$

where last equality is obtained under assumption A3 by applying Fubini's theorem. This combined with (38) completes the proof.  $\square$

**Proof of Prop. 3.5** Lemma 3.6 combined with the stationarity assumption implies that,

$$\begin{aligned} \lim_{T \rightarrow \infty} \frac{1}{T} b(T) &= \lim_{T \rightarrow \infty} \frac{1}{T} \sum_{t=1}^T \varphi^T(t) \nabla c(X(t)) \\ &= \mathbf{E}[\varphi^T(0) \nabla c(X(0))] = b. \end{aligned}$$

Similarly, for each  $T \geq 1$  we have,

$$M(T) = M(0) + \sum_{t=1}^T (\nabla \psi(X(t)))^T \nabla \psi(X(t)),$$

and by the law of large numbers we once again obtain:

$$\lim_{T \rightarrow \infty} \frac{1}{T} M(T) = M.$$

Combining these results establishes  $\theta^* = \lim_{t \rightarrow \infty} M^{-1}(t)b(t)$ .

Convergence of  $\{\eta(t)\}$  in (31) is identical, and convergence of  $\{\bar{h}_\beta(t)\}$  in (30) also follows from the law of large numbers since we have convergence of  $\theta(t)$ .  $\square$

### 3.3 Extension to average cost

The  $\nabla$ LSTD recursion of Algorithm 2 is also consistent in the case  $\beta = 1$ , which corresponds to the relative value function  $h$  in place of the discounted-cost value function  $h_\beta$ . Although we do not repeat the details of the analysis here, we observe that nowhere in the proof of Prop. 3.5 do we use the assumption that  $\beta < 1$ . Indeed, it is not difficult to establish that, under the conditions of the proposition, the  $\nabla$ LSTD-learning algorithm is also convergent when  $\beta = 1$ , and that the limit solves the quadratic program:

$$\theta^* = \arg \min_{\theta} \|h^\theta - h\|_{\pi,1}.$$

## 4 Differential LSTD( $\lambda$ )-Learning

In this section we introduce a *Galerkin approach* for the construction of the new *differential LSTD( $\lambda$ )* (or  $\nabla$ LSTD( $\lambda$ ), or ‘grad’-LSTD( $\lambda$ )) algorithms. The relationship between TD-learning algorithms and the Galerkin relaxation has a long history; see [17, 21, 31] and [41], and also [4, 39, 45] for more recent discussions.

The algorithms developed here offer approximations for the value functions  $h_\beta$  and  $h$  associated with a cost function  $c$  and a Markov chain  $\mathbf{X}$ , under the same conditions as in Section 3. Again, we concentrate on the discounted-cost value functions  $h_\beta$ ,  $0 < \beta < 1$ . The extension to the relative value function  $h$  is straightforward, following along the same lines as in Section 3.3, and thus omitted.

The starting point of the development of the Galerkin approach in this context is the Bellman equation (3). Since we want to approximate the gradient of the discounted-cost value function  $h_\beta$ , it is natural to begin with the ‘differential’ version of (3), i.e., taking gradients,

$$\nabla c + \beta Q \nabla h_\beta - \nabla h_\beta = 0, \tag{42}$$

where we used the identity ‘ $\nabla P = Q \nabla$ ’ from Prop. 2.2 (a). Equivalently, using the definitions of  $Q$  and  $\mathcal{A}$  in terms of the sensitivity process, this can be stated as the requirement that the expectations,

$$\mathbb{E}_\pi \left[ Z(t) \left( \nabla c(X(t)) + \beta \mathcal{A}^T(t+1) \nabla h_\beta(X(t+1)) - \nabla h_\beta(X(t)) \right) \right],$$

are identically equal to zero, for a ‘large enough’ class of random matrices  $Z(t)$ .

The Galerkin approach is simply a relaxation of this requirement: A specific  $(\ell \times d)$ -dimensional, stationary process  $\zeta = \{\zeta(t) : t \geq 0\}$  will be constructed, and the parameter  $\theta^* \in \mathbb{R}^d$  which achieves,

$$\mathbb{E} \left[ \zeta^T(t) \left( \nabla c(X(t)) + \beta \mathcal{A}^T(t+1) \nabla h_{\beta}^{\theta^*}(X(t+1)) - \nabla h_{\beta}^{\theta^*}(X(t)) \right) \right] = 0, \quad (43)$$

will be estimated, where the above expectation is again in steady state. By its construction,  $\zeta$  will be adapted to  $\mathbf{X}$ . We call  $\zeta$  the sequence of *eligibility matrices*, borrowing language from the standard LSTD( $\lambda$ )-learning literature [6, 37, 38].

The motivation for the minimum-norm criterion (27) is clear, but algorithms that solve this problem often suffer from high variance. The Galerkin approach is used because it is simple, generally applicable, and it is frequently observed that the variance of the algorithm is significantly reduced with  $\lambda < 1$ .

It is important to note, as we also discuss below, that the process  $\zeta$  will depend on the value of  $\lambda$ , so the LSTD( $\lambda$ ) (respectively,  $\nabla$ LSTD( $\lambda$ )) algorithms with different  $\lambda$  will converge to different parameter values  $\theta^* = \theta^*(\lambda)$ , satisfying the corresponding versions of (43).

#### 4.1 Differential LSTD( $\lambda$ ) algorithms

Recall the standard algorithm introduced in [9]; see also [6, 29]. Given a target number of iterations  $T$  together with  $T$  samples from the process  $\mathbf{X}$ , the discount factor  $\beta$ , the functions  $\psi$ , a gain sequence  $\{\alpha_t\}$ , and  $\lambda \in [0, 1]$ :

---

##### Algorithm 3 *Standard LSTD( $\lambda$ ) algorithm*

---

**Input:** Initial  $b(0), \zeta(0) \in \mathbb{R}^d$ ,  $M(0)$   $d \times d$  positive definite, and  $t = 1$

1: **repeat**

2:    $\zeta(t) = \beta \lambda \zeta(t-1) + \psi(X(t));$

3:    $b(t) = (1 - \alpha_t)b(t-1) + \alpha_t \zeta(t)c(X(t));$

4:    $M(t) = (1 - \alpha_t)M(t-1) + \alpha_t \zeta(t) [\psi(X(t)) - \beta \psi(X(t+1))]^T;$

5:    $t = t + 1$

6: **until**  $t \geq T$

**Output:**  $\theta = M^{-1}(T)b(T)$

---

The asymptotic consistency of Algorithm 3 is established, e.g., in [8, 9]. Note that, unlike in Algorithms 1 and 2, here there is no guarantee that  $M(t)$  is positive definite for all  $t$ , so by the output value of  $\theta = M^{-1}(T)b(T)$  we mean that obtained by using the pseudo-inverse of  $M(T)$ ; and similarly for Algorithm 4 presented next.

The differential analog of Algorithm 3 is very similar; recall the definition of  $\nabla \psi(x)$  in (28).



**Algorithm 4**  $\nabla\text{LSTD}(\lambda)$  algorithm

**Input:** Initial  $b(0) \in \mathbb{R}^d$ ,  $\zeta(0) \in \mathbb{R}^{\ell \times d}$ ,  $M(0)$   $d \times d$  positive definite, and  $t = 1$

1: **repeat**

2:    $\zeta(t) = \beta\lambda\mathcal{A}(t)\zeta(t-1) + \nabla\psi(X(t));$

3:    $b(t) = (1 - \alpha_t)b(t-1) + \alpha_t\zeta^T(t)\nabla c(X(t));$

4:    $M(t) = (1 - \alpha_t)M(t-1) + \alpha_t[\nabla\psi(X(t)) - \beta\mathcal{A}^T(t+1)\nabla\psi(X(t+1))]^T\zeta(t);$

5:    $t = t + 1$

6: **until**  $t \geq T$

**Output:**  $\theta = M^{-1}(T)b(T)$

As with Algorithm 2, after obtaining the estimate of  $\theta$  from Algorithm 4, the required estimate of  $h_\beta$  is formed based on the recursions in equations (29), (30) and (31).

## 4.2 Derivation and analysis

For any  $\lambda \in [0, 1]$ , the parameter vector  $\theta^* = \theta^*(\lambda)$  that solves (43) is a Galerkin approximation to the exact solution which solves the fixed point equation (42).

The proof of the first part of Prop. 4.1 below follows from the assumptions. In particular, the non-recursive expression for  $\zeta(t)$  is a consequence of the recursions in Algorithm 4. The proof of the second part of the proposition follows from immediately from (43).

**Proposition 4.1.** *Suppose that assumptions A1–A3 hold, and that  $\|\psi\|^2$  and  $\|\nabla\psi\|_2^2$  are in  $L_\infty^v$ . Then:*

- (i) *There is a stationary version of the pair process  $(\mathbf{X}, \zeta)$  on the two-sided time axis, and for each  $t \in \mathbb{Z}$  we have,*

$$\zeta(t) = \sum_{k=0}^{\infty} (\beta\lambda)^k [\Theta^{t-k}\mathcal{S}(k)] \nabla\psi(X(t-k)),$$

where  $\Theta^{t-k}\mathcal{S}(k) = \mathcal{A}(t)\mathcal{A}(t-1)\cdots\mathcal{A}(t-k+1)$ .

- (ii) *The optimal parameter vector  $\theta^*$  that satisfies (43) is any solution to  $M\theta^* = b$ , in which,*

$$M = \mathbb{E}[(\nabla\psi(X(t)) - \beta\mathcal{A}^T(t+1)\nabla\psi(X(t+1)))^T\zeta(t)], \quad (44)$$

$$b = \mathbb{E}[(\zeta(t))^T\nabla c(X(t))], \quad (45)$$

where the expectations are under stationarity.

The following then follows from the law of large numbers:

**Proposition 4.2.** *Suppose that the assumptions of Prop. 3.5 hold. Suppose moreover that the matrix  $M$  appearing in (44) is of full rank. Then, for each initial conditions  $b(0) \in \mathbb{R}^d$  and  $M(0) \in \mathbb{R}^{d \times d}$ , the  $\nabla\text{LSTD}(\lambda)$  Algorithm 4 is consistent, that is,*

$$\lim_{t \rightarrow \infty} M^{-1}(t)b(t) = \theta^*,$$

where  $\theta^* = \theta^*(\lambda)$  solves (43).

This limit holds both for the stationary version  $(\mathbf{X}, \varphi)$  defined in Prop. 4.1, and also for  $\varpi$ -almost all initial  $(X(0), \zeta(0))$ , where  $\varpi$  denotes the marginal for the stationary version  $(\mathbf{X}, \varphi)$ .

### 4.3 Optimality of $\nabla\text{LSTD}(1)$

Although different values of  $\lambda$  in  $\text{LSTD}(\lambda)$  lead to different parameter estimates  $\theta^* = \theta^*(\lambda)$ , it is known that in the case  $\lambda = 1$  the parameter estimates obtained using the standard  $\text{LSTD}(\lambda)$  algorithm converge to the solution to the minimum-norm problem (8), cf. [15, 41]. Similarly, it is shown here that the parameter estimates obtained using the  $\nabla\text{LSTD}(1)$  algorithm converge to the solution of the minimum-norm problem (27).

**Proposition 4.3.** *Suppose that the assumptions of Prop. 3.5 hold. Then, the sequence of parameters  $\theta = \{\theta(t)\}$  obtained using the  $\nabla\text{LSTD}(1)$  Algorithm 4, converges to the solution of the minimum-norm problem (27).*

*Proof.* From Prop. 4.2, the estimates  $\theta$  obtained using the  $\nabla\text{LSTD}(\lambda)$  algorithm converge to  $\theta^* = M^{-1}b$ , where  $M$  and  $b$  are defined in (44) and (45), and  $\zeta(t)$  defined by the recursion in Algorithm 4. It remains to be shown that this coincides with the optimal parameter vector that solves (27) in the case  $\lambda = 1$ .

Substituting the identity,

$$\zeta(t+1) = \beta\mathcal{A}(t+1)\zeta(t) + \nabla\psi(X(t+1)), \quad (46)$$

in (44), gives the following representation,

$$\begin{aligned} M &= -\beta\mathbf{E}[(\mathcal{A}^T(t+1)\nabla\psi(X(t+1)))^T\zeta(t)] + \mathbf{E}[(\nabla\psi(X(t)))^T\zeta(t)] \\ &= -\beta\mathbf{E}[(\mathcal{A}^T(t+1)\nabla\psi(X(t+1)))^T\zeta(t)] + \beta\mathbf{E}[(\mathcal{A}^T(t)\nabla\psi(X(t)))^T\zeta(t-1)] \\ &\quad + \mathbf{E}[(\nabla\psi(X(t)))^T\nabla\psi(X(t))] \\ &= \mathbf{E}[(\nabla\psi(X(t)))^T\nabla\psi(X(t))], \end{aligned}$$

where the last equality is obtained using time stationarity of  $\mathbf{X}$ . Therefore, the matrix  $M$  obtained using the  $\nabla\text{LSTD}(1)$  algorithm coincides with the matrix  $M$  of the  $\nabla\text{LSTD}$  algorithm (32).

To obtain the required representation for  $b$ , recall that  $\zeta(t) \equiv \varphi(t)$ , where the former is defined in (46) and the latter in the recursion of Algorithm 2. Applying Lemma 3.6, it follows that the vector  $b$  of the  $\nabla\text{LSTD}(1)$  algorithm (45) coincides with the vector  $b$  of  $\nabla\text{LSTD}$  algorithm (39).  $\square$

## 5 Numerical Results

In this section we report the results of several numerical experiments, which illustrate the general theory of the previous sections and also suggest possible extensions of the algorithms considered.

Since, under general conditions, all estimates considered in this work obey a central limit theorem [26], we use the asymptotic variance the primary figure of merit in evaluating performance. The relevant variances are estimated by computing a histogram following multiple runs of each experiment for each algorithm.

Specifically, we show comparisons between the performance achieved by  $\text{LSTD}$ ,  $\nabla\text{LSTD}$ ,  $\text{LSTD}(\lambda)$  and the  $\nabla\text{LSTD}(\lambda)$  algorithms. In examples where there is regeneration, i.e., when

the underlying Markov chain  $\mathbf{X}$  visits some state infinitely often, we replace the LSTD algorithm with the lower variance, regenerative LSTD algorithm of [20, 29]; also see [23, 24].

The standard TD( $\lambda$ ) algorithm was also considered, but in all examples its variance was found to be several orders of magnitude greater than alternatives. Its optimal asymptotic variance version is precisely LSTD( $\lambda$ ) [9, 15]. This was found to have better performance, and was therefore used for comparisons; the reader is referred to Section 2.4 of [15] for details on the relationship between TD( $\lambda$ ) and LSTD( $\lambda$ ) algorithms, and their asymptotic variances.

Below we also consider two extensions of  $\nabla$ LSTD for a specific example: The approximation of the relative value function for the speed-scaling model of [11]. First, for this reflected process evolving on  $\mathbb{R}_+$ , it is shown that the sensitivity process  $\mathbf{S}$  can be defined, subject to conditions on the dynamics near the boundary. Second, the algorithm is tested in a discrete state space setting. There is no apparent justification for this approach, but it appears to perform remarkably well in the examples considered.

## 5.1 Linear model

A scalar linear model offers perhaps the clearest illustration of the performance of the  $\nabla$ LSTD-learning algorithm, demonstrating its superior convergence rate compared to the standard LSTD algorithm.

We consider a linear process  $\mathbf{X}$  with dynamics given by the recursion,

$$X(t+1) = aX(t) + N(t+1), \quad t \geq 1,$$

where  $a \in (0, 1)$  is a constant and  $\mathbf{N}$  is Gaussian with  $N(t)$  being i.i.d.  $\mathcal{N}(0, 1)$ . We consider the quadratic cost function  $c(x) = x^2$ , and for the basis of the approximating function class we take  $\psi(x) = (1, x^2)^T$ . In this setting, the true value function  $h_\beta$  turns out to also be quadratic and symmetric, which means that it can be expressed exactly in terms of  $\psi$ , as  $h_\beta = h_\beta^\theta$ , with,

$$h_\beta^\theta(x) = \sum_j \theta_j \psi_j(x) = \theta_1 + \theta_2 x^2,$$

for appropriate  $(\theta_1, \theta_2)$ ; cf. (7). Note that the constant term,  $\theta_1$ , can be estimated as  $\kappa(\theta)$  using (29) in the  $\nabla$ LSTD algorithm. Therefore, the interesting part of the problem is to estimate the optimal value of the second parameter,  $\theta_2$ .

For this linear model, the first recursion for the  $\nabla$ LSTD Algorithm 2 becomes,

$$\varphi(t) = \beta a \varphi(t-1) + \nabla \psi(X(t)), \quad (47)$$

while the corresponding equation in the LSTD Algorithm 1 is,

$$\varphi(t) = \beta \varphi(t-1) + \psi(X(t)). \quad (48)$$

Although both of these algorithms are consistent, there are two differences which immediately suggest that the asymptotic variance of  $\nabla$ LSTD should be much smaller than that of LSTD. First, the additional discounting factor  $a$  appearing in (47), but absent in (48), is the reason why the asymptotic variance of the  $\nabla$ LSTD is bounded over  $0 < \beta < 1$ , whereas that of the standard LSTD grows without bound as  $\beta \rightarrow 1$ . And second, the gradient reduces the growth

rate of each function of  $x$ ; in this case, reducing the quadratic growth of  $c$  and  $\psi$  to the linear growth of their derivatives.

In all of our numerical experiments we take  $a = 0.7$ , and we consider two different discounting factors:  $\beta = 0.9$ , and  $\beta = 0.99$ . In this example the optimal parameters can be computed explicitly, giving  $\theta^* = (16.1, 1.79)^T$  when  $\beta = 0.9$ , and  $\theta^* = (192.27, 1.9421)^T$  when  $\beta = 0.99$ . The histogram of the estimated value of  $\theta_2$  was computed based on 1000 repetitions of the same experiment, where the output of each algorithm was recorded after  $T = 10^3$  and after  $T = 10^6$  iterations. The results are shown in Figure 1.

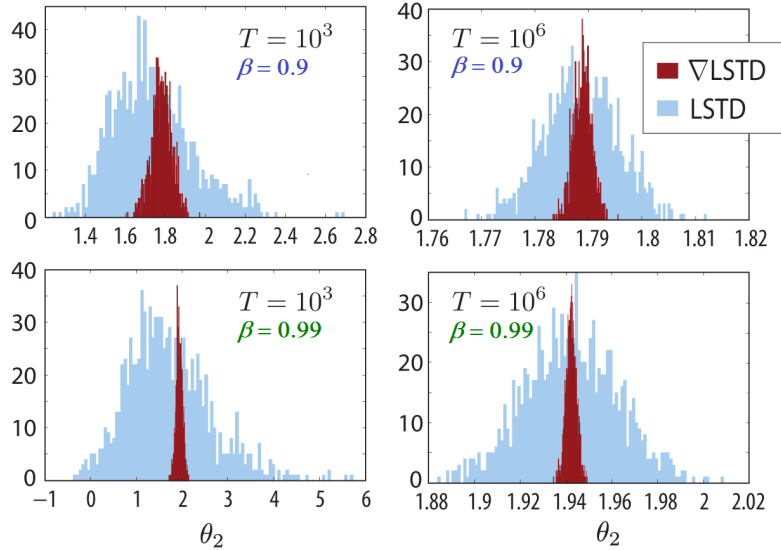


Figure 1: Histogram of the value  $\theta_2(T)$  produced by the LSTD-learning and the  $\nabla$ LSTD-learning algorithms, after  $T = 10^3$  and after  $T = 10^6$  iterations. The top two plots correspond to the case  $\beta = 0.9$  and the bottom two to  $\beta = 0.99$ .

In the results obtained, for  $\beta = 0.9$  it was found that the variance of  $\theta_2$ , estimated using the  $\nabla$ LSTD algorithm, is about the same as that of the standard LSTD after approximately 10 times more iterations. In other words, the convergence of  $\nabla$ LSTD-learning is about 10 times faster than that of standard LSTD. This difference in performance became even larger as  $\beta$  was increased, as is clearly indicated by the second row of plots in Figure 1.

In conclusion, in contrast to the standard LSTD algorithm, the asymptotic variance of  $\nabla$ LSTD in this example is bounded uniformly over  $0 < \beta < 1$ , and the algorithm could also be used to estimate the relative value function (6).

## 5.2 Dynamic speed scaling

Dynamic speed scaling refers to control techniques for power management in computer systems. The goal is to control the processing speed so as to optimally balance energy and delay costs; this can be done by reducing (or increasing) the processor speed at times when the workload is small (respectively, large). For our present purposes, speed scaling is a simple stochastic control problem, namely, a single-server queue with controllable service rate.

This example was considered in [11] with the goal of minimizing the average cost (4). Approximate policy iteration was used to obtain the optimal control policy, and a regenerative

form of the LSTD-learning was used to provide an approximate relative value function  $h$  at each iteration of the algorithm.

The underlying discrete-time Markov decision process model is as follows: At each time  $t$ , the state  $X(t)$  is the (not necessarily integer valued) queue length, which can also be interpreted more generally as the size of the workload in the system;  $N(t) \geq 0$  is number of job arrivals; and  $U(t)$  is the service completion at time  $t$ , which is subject to the constraint  $0 \leq U(t) \leq X(t)$ . The evolution equation is the controlled random walk:

$$X(t+1) = X(t) - U(t) + N(t+1), \quad t \geq 0. \quad (49)$$

Under the assumption that  $\mathbf{N}$  is i.i.d. and that  $\mathbf{U} = \{U(t)\}$  is obtained using a state feedback policy,  $U(t) = f(X(t))$ , the controlled model is a Markov chain of the form (1).

In the experiments that follow in Sections 5.2.1 and 5.2.2 we consider the problem of approximating the relative value function  $h$ , for a fixed state feedback policy  $f$ , so  $\beta = 1$  throughout. We consider the cost function  $c(x, u) = x + u^2/2$ , and feedback law  $f$  given by,

$$f(x) = \min\{x, 1 + \varepsilon\sqrt{x}\}, \quad x \in \mathbb{R}, \quad (50)$$

with  $\varepsilon > 0$ . This is similar in form to the optimal average-cost policy computed in [11], where it was shown that the value function is well-approximated by the function  $h^\theta(x) = \theta^T \psi(x)$  for some  $\theta \in \mathbb{R}_+^2$ , and  $\psi(x) = (x^{3/2}, x)^T$ . As in the linear example, the gradient  $\nabla \psi(x) = (\frac{3}{2}x^{1/2}, 1)^T$  has slower growth as a function of  $x$ .

On a more technical note, we observe that implementation of the  $\nabla$ LSTD algorithms requires attention to the boundary of the state space: The sensitivity process  $\mathcal{S}$  defined in (20) requires that the state space be open, and that the dynamics are smooth. Both of these assumptions are violated in this example. However, with  $X(0) = x$ , we do have a representation for the right derivative,  $\mathcal{S}(t) := \partial^+ X(t)/\partial x$ , which evolves according to the recursive equation,

$$\mathcal{S}(t+1) = \mathcal{A}(t+1)\mathcal{S}(t) = [1 - \frac{d^+}{dx}f(X(t))]\mathcal{S}(t), \quad (51)$$

where the ‘+’ again denotes right derivative. Therefore, we adopt the convention,

$$\mathcal{A}(t+1) = 1 - \frac{d^+}{dx}f(X(t)), \quad (52)$$

for the remainder of this section.

We begin with the case in which the marginal of  $\mathbf{N}$  is exponential. In this case the right derivatives and ordinary derivatives coincide a.e. Note that the regenerative LSTD algorithm used in [11] is not applicable in this case because there is no state that is visited infinitely often with probability one. We therefore restrict our comparisons to the LSTD( $\lambda$ ) algorithms.

### 5.2.1 Exponential arrivals

Suppose the  $N(t)$  are i.i.d. Exponential(1) random variables, and that  $\mathbf{X}$  evolves on  $\mathbb{R}_+$  according to (49) and (50). The derivatives  $\mathcal{A}(t)$  in (52) become,

$$\mathcal{A}(t+1) = \mathbf{1}\{X(t) > \bar{\varepsilon}\} [1 - \frac{1}{2}\varepsilon X(t)^{-1/2}], \quad \bar{\varepsilon} = \frac{1}{2}(\varepsilon + \sqrt{\varepsilon^2 + 4}) \quad (53)$$

where  $\mathbf{1}\{\cdot\}$  denotes the indicator function.

For the implementation of the  $\nabla$ LSTD Algorithm 2, we note that the recursion for  $\varphi$ ,

$$\varphi(t+1) = \mathcal{A}(t+1)\varphi(t) + \nabla\psi(X(t+1)), \quad (54)$$

regenerates: Based on (53),  $\varphi(t+1) = \nabla\psi(X(t+1))$  when  $X(t) \leq \bar{\varepsilon}$ . The second recursion in Algorithm 2 becomes,

$$b(t+1) = b(t) + \alpha_{t+1}(-b(t) + \nabla c(X(t+1))\varphi(t+1)),$$

in which,

$$\begin{aligned} \nabla c(X(t)) &= 1 + f(X(t))\nabla f(X(t)), \\ \nabla f(X(t)) &= \mathbf{1}\{X(t) \leq f(X(t))\} + \frac{\varepsilon}{2} \frac{1}{\sqrt{X(t)}} \mathbf{1}\{X(t) > \bar{\varepsilon}\}. \end{aligned} \quad (55)$$

Implementation of the  $\nabla$ LSTD( $\lambda$ ) Algorithm 4 uses similar modifications, with  $\{\mathcal{A}(t)\}$  and  $\{\nabla c(X(t))\}$  obtained using (53) and (55).

Various forms of the TD( $\lambda$ ) algorithms with  $\lambda \in [0, 1)$  were implemented for comparison, but as reasoned in Section 1, all of them appeared to have infinite asymptotic variance. Implementation of the LSTD( $\lambda$ ) algorithm resulted in improved performance. Since this is an average-cost problem, Algorithm 3 needs to be slightly modified [9, 29, 42]:

---

**Algorithm 5** *LSTD( $\lambda$ ) algorithm for average cost*

---

**Input:** Initial  $\eta(0) \in \mathbb{R}^+$ ,  $b(0), \varphi(0), \eta_\psi(0) \in \mathbb{R}^d$ ,  $M(0)$   $d \times d$  positive definite, and  $t = 1$

1: **repeat**

2:  $\eta(t) = (1 - \alpha_t)\eta(t-1) + \alpha_t c(X(t))$

3:  $\eta_\psi(t) = (1 - \alpha_t)\eta_\psi(t-1) + \alpha_t \psi(X(t))$

4:  $\tilde{\psi}(t) := \psi(X(t)) - \eta_\psi(t)$

5:  $\zeta(t) = \lambda\zeta(t-1) + \tilde{\psi}(X(t));$

6:  $b(t) = (1 - \alpha_t)b(t-1) + \alpha_t \zeta(t)(c(X(t)) - \eta(t));$

7:  $M(t) = (1 - \alpha_t)M(t-1) + \alpha_t \zeta(t)[\tilde{\psi}(X(t)) - \tilde{\psi}(X(t+1))]^T;$

8:  $t = t + 1$

9: **until**  $t \geq T$

**Output:**  $\theta = M^{-1}(T)b(T)$

---

Other than taking  $\beta = 1$ , the main difference between Algorithms 3 and 5 is that we have replaced the cost function  $c(X(t))$  with its centered version,  $c(X(t)) - \eta(t)$ , where  $\eta(t)$  is the estimate of the average cost after  $t$  iterations. While this is standard for average cost problems, we have similarly replaced the basis function  $\psi$  with  $\tilde{\psi}$  to restrict the growth rate of the eligibility vector  $\zeta(t)$ , which in turn reduces the variance of the estimates  $\theta = \{\theta(t)\}$ . This is justified because the approximate value functions  $h_a^\theta = \theta^T \tilde{\psi}$  differs from  $h_b^\theta = \theta^T \psi$  only by a constant term, and the relative value function is unique only up to additive constants. Experiments where  $\psi$  was used instead of  $\tilde{\psi}$  resulted in worse performance.

Figure 2 shows the histogram of the estimates for  $\theta_1$  and  $\theta_2$  obtained using  $\nabla$ LSTD-learning, LSTD(0)-learning, and  $\nabla$ LSTD( $\lambda$ )-learning,  $\lambda = 0$  and 0.5, after  $T = 10^5$  time steps.

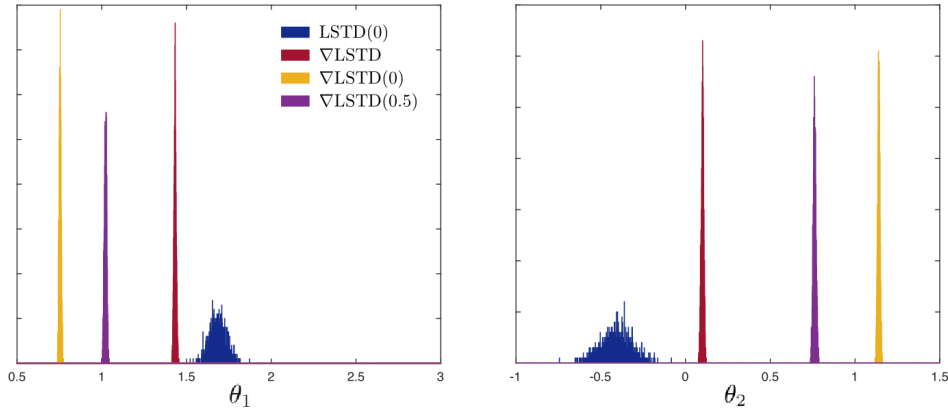


Figure 2: Histograms of the parameter estimates using the LSTD and  $\nabla$ LSTD algorithms after  $T = 10^5$  iterations, under the stationary policy (50) with  $\varepsilon = 0.5$ ;  $\mathcal{N}$  is i.i.d. exponential.

As noted earlier in Section 4.3, we observe that, as expected, different values of  $\lambda$  lead to different parameter estimates  $\theta^*(\lambda)$ , for both the LSTD( $\lambda$ ) and the  $\nabla$ LSTD( $\lambda$ ) classes of algorithms.

### 5.2.2 Geometric arrivals

In [11], the authors consider a discrete state space, with  $N(t)$  geometrically distributed on an integer lattice  $\{0, \Delta, 2\Delta, \dots\}$ ,  $\Delta > 0$ . In this case, the theory developed for the  $\nabla$ LSTD algorithm does not fit the model since we have no convenient representation of a sensitivity process. Nevertheless, the algorithm can be run by replacing gradients with ratios of differences. In particular, in implementing the algorithm we substitute the definition (53) with,

$$\mathcal{A}(t) = 1 - [f(X(t) + \Delta) - f(X(t))]/\Delta,$$

and  $\nabla c$  is approximated similarly. For the distribution of  $N(t)$  we take,  $\mathbf{P}(N(t) = n\Delta) = (1 - p_A)^n p_A$ ; the values  $p_A = 0.04$  and  $\Delta = 1/24$  were chosen, so that  $\mathbf{E}[N(t)] = 1$ .

The sequence of steps followed in the regenerative LSTD-learning algorithm are similar to Algorithm 1 [11, 29]:

**Algorithm 6** *Regenerative LSTD algorithm for average cost*

**Input:** Initial  $\eta(0) \in \mathbb{R}^+$ ,  $b(0), \varphi(0), \eta_\psi(0) \in \mathbb{R}^d$ ,  $M(0)$   $d \times d$  positive definite, and  $t = 1$

1: **repeat**

2:  $\eta(t) = (1 - \alpha_t)\eta(t-1) + \alpha_t c(X(t))$

3:  $\eta_\psi(t) = (1 - \alpha_t)\eta_\psi(t-1) + \alpha_t \psi(X(t))$

4:  $\tilde{\psi}(t) := \psi(X(t)) - \eta_\psi(t)$

5:  $\varphi(t) = \mathbf{1}\{X(t-1) \neq 0\}\varphi(t-1) + \tilde{\psi}(X(t));$

6:  $b(t) = (1 - \alpha_t)b(t-1) + \alpha_t \varphi(t)(c(X(t)) - \eta(t));$

7:  $M(t) = (1 - \alpha_t)M(t-1) + \alpha_t (\tilde{\psi}(X(t))\tilde{\psi}^T(X(t)));$

8:  $t = t + 1$

9: **until**  $t \geq T$

**Output:**  $\theta = M^{-1}(T)b(T)$

Note that the eligibility vector  $\varphi(t)$  regenerates (i.e., resets to 0) every time the queue empties. The regenerative LSTD( $\lambda$ ) algorithm is obtained by making similar modifications, namely, replacing Line 5 of Algorithm 5 with:

$$\zeta(t) = \mathbf{1}\{X(t-1) \neq 0\}\lambda\zeta(t-1) + \tilde{\psi}(X(t)).$$

Figure 3 shows the histogram of  $\theta(T)$  obtained using the regenerative LSTD, LSTD(0),  $\nabla$ LSTD,  $\nabla$ LSTD(0), and  $\nabla$ LSTD(0.5) algorithms, after  $T = 10^5$  iterations. Observe that, again, the variance of the parameters obtained using the  $\nabla$ LSTD algorithms is extremely small compared to the LSTD algorithms.

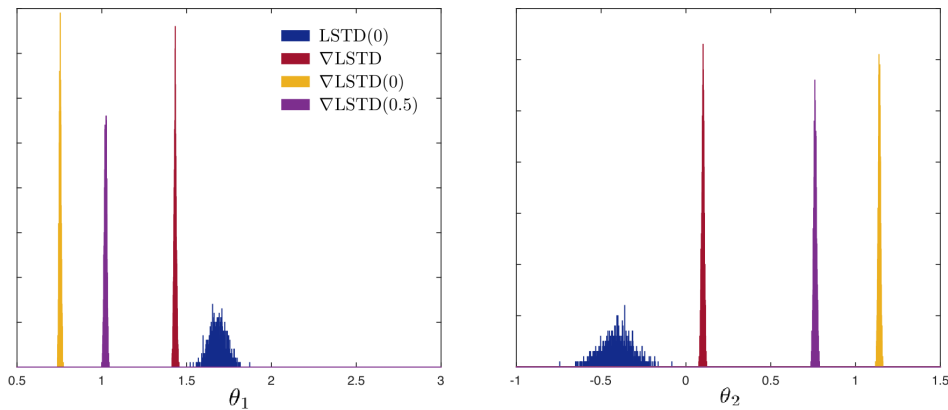


Figure 3: Histograms of the parameter estimates using the LSTD and  $\nabla$ LSTD algorithms after  $T = 10^5$  iterations, under the stationary policy (50) with  $\varepsilon = 0.5$ ;  $\mathbf{N}$  is i.i.d. geometric.

It is once again noticeable in Figure 3 that, as before in the results shown in Figure 2, different values for  $\lambda$  lead to different parameter estimates. To investigate their relative quality the *Bellman error* was computed for each algorithm,

$$\mathcal{E}_B(x) = [P - I]h(x) + c(x) - \eta(T),$$

where  $P$  of course depends on the policy  $f$ , and  $h = \bar{\theta}^T \psi$ , where  $\bar{\theta}$  is the mean of the  $10^3$  parameter estimates obtained for each of the different algorithms, and  $\eta(T)$  denotes the estimate



of the average cost  $\eta$  using  $T = 10^5$  samples. Figure 4 shows plots of  $\mathcal{E}_B(x)$  for each of the five algorithms, for typical values of  $\theta(T)$ , with  $T = 10^3, 10^4$  and  $10^5$ . Once again, the feedback policy (50) was used, with  $\varepsilon = 0.5$ .

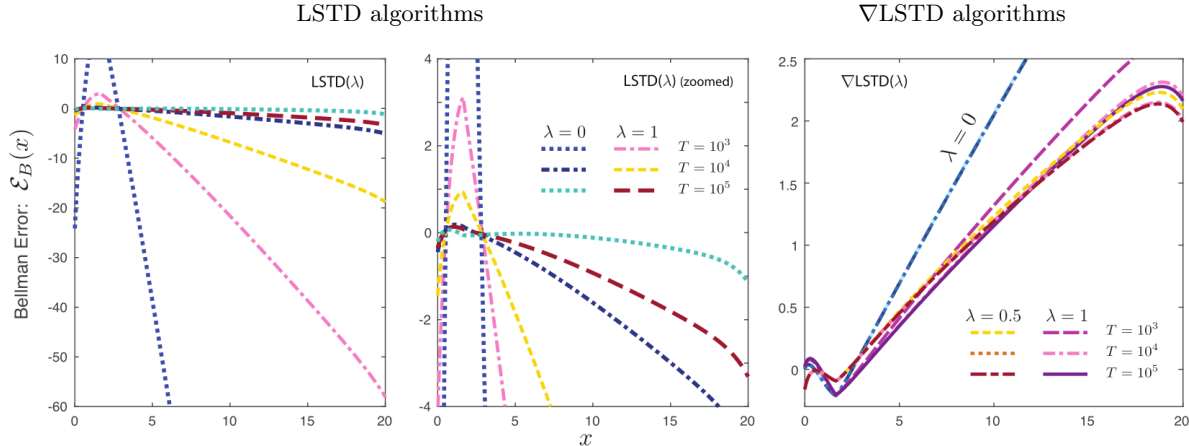


Figure 4: Bellman error corresponding to the estimates of  $h$  using LSTD and  $\nabla$ LSTD algorithms.

We observe that the Bellman error of the  $\nabla$ LSTD algorithms clearly appears to have converged after  $T = 10^3$  iterations, and the limit is nearly zero for the range of  $x$  where the stationary distribution has non-negligible mass. Achieving similar performance using the LSTD algorithms requires more than  $T = 10^5$  iterations.

## 6 Conclusions

The new gradient-based temporal difference learning algorithms introduced in this work prove to be excellent alternatives to the more classical TD- and LSTD-learning methods, often used for value function approximation. In the examples considered, the algorithms show remarkable capability to reduce the variance. There are two known explanations for this:

- (i) The magnitude of the functions that are used as inputs to the  $\nabla$ LSTD algorithms are smaller compared to those in the case of LSTD algorithms; for example, if the basis functions for LSTD are polynomials of order  $n$ , then the basis functions for  $\nabla$ LSTD will be of the order  $n - 1$ .
- (ii) There is an additional “discounting” factor that is inherent in the  $\nabla$ LSTD algorithms, due to the derivative sequence  $\{\mathcal{A}(t)\}$ . For example, in the simple linear model experiment (cf. Section 5.1), we had  $\mathcal{A}(t) \equiv a$ , for some  $a < 0$ , and when this term multiplies the original discount factor  $\beta$ , it can cause a significant reduction in the growth rate of the eligibility trace.

Though we only consider experiments that involve ultimately estimating value functions for a fixed policy, estimating the gradient of the value functions itself has its own applications:

- (i) *State estimation.* In [43], the authors are interested in estimating the gradient of the relative value function, which is useful in obtaining the “innovation gain” for their non-linear filter.

- (ii) *Control.* When one is interested in optimizing the policy using policy iteration in a continuous state space setting, the gradient of the value function could be more useful than the value function, in the policy update step.
- (iii) *Mean-field games.* As was recently emphasised in [3], “...it is not the Bellman equation that is important, but the gradient of its solution.” That is, it is the gradient of the value functions that is the critical quantity of interest in computation of solutions to mean field games. This appears to indicate that the techniques in this paper might offer computational tools for approximating solutions in this class of optimal control problems, and in particular in applications to power systems.

The algorithms considered here do have limitations. Perhaps the most important one is the requirement of partial knowledge of the Markov chain transition dynamics in the form of  $\mathcal{A}(t)$ . Though in certain problems this information is directly available (such as in the queuing example discussed in Section 5.2), it would be useful if one could design a technique that can *estimate* the required components of the dynamics adaptively.

There are many other directions in which this work can be extended. Perhaps the most interesting open question is why the algorithm is so effective even in a discrete state space setting in which there is no theory to justify its application. It would be worth exploring whether there exists a provably convergent algorithm that is analogous to the  $\nabla$ LSTD, which considers finite-differences instead of gradients in a discrete state space setting.

Two final directions of possible future work are the following. It would be interesting to see how the techniques developed here could be used to estimate the gradient of the state-action value function [34]. This will aid more direct applicability of these techniques in control [35]. And it may also be worth exploring if higher-order gradients of the value function can be estimated using similar techniques, and whether such estimates could prove useful in further reducing the variance.

## A Appendix

Here we state and prove two simple technical lemmas that are needed for the proof of Prop. 2.2. Let  $v$  denote the Lyapunov function in Assumption A1.

**Lemma A.1.** *Let  $R$  denote a transition kernel that has the Feller property and satisfies, for some  $B_0 < \infty$ :*

$$Rv(x) := \int R(x, dy)v(y) \leq B_0v(x), \quad x \in \mathbb{R}^\ell.$$

*And let  $Z$  be a kernel that is absolutely continuous with respect to  $R$ , with density  $\xi: \mathbb{R}^\ell \times \mathbb{R}^\ell \rightarrow \mathbb{R}$  such that,*

$$Zg(x) = \int R(x, dy)\xi(x, y)g(y), \quad x \in \mathbb{R}^\ell,$$

*for any bounded measurable function  $g: \mathbb{R}^\ell \rightarrow \mathbb{R}$ .*

*If the density is continuous and for some  $\delta \in (0, 1)$ ,*

$$B_\xi := \sup_{x, y} \frac{|\xi(x, y)|}{v^\delta(y)} < \infty,$$

then  $Z$  has the Feller property:  $Zg$  is continuous whenever  $g$  is bounded and continuous.

*Proof.* The proof is based on a truncation argument: Consider the sequence of closed sets,

$$S_n = \{x \in \mathbb{R}^\ell : v(x) \leq n\}, \quad n \geq 1.$$

Take any sequence of continuous functions  $\{\chi_n : n \geq 1\}$  satisfying  $0 \leq \chi_n(x) \leq 1$  for all  $x$ ,  $\chi_n(x) = 1$  on  $S_n$ , and  $\chi_n(x) = 0$  on  $S_{n+1}^c$ . Hence  $\chi_n$  is a continuous approximation to the indicator on  $S_n$ .

Denote  $g_n = g\chi_n$  for a given bounded and continuous function  $g$ . The function  $Zg_n$  is continuous because  $\xi(x, y)g_n(y)$  is bounded and continuous. It remains to show that  $Zg = \lim_{n \rightarrow \infty} Zg_n$ , and that the convergence is uniform on compact sets.

Under the assumptions of the lemma, for each  $x$ ,

$$\begin{aligned} |Zg(x) - Zg_n(x)| &\leq \|g\|_\infty \int R(x, dy)[1 - \chi_n(y)]|\xi(x, y)| \\ &\leq B_\xi \|g\|_\infty \int_{S_n^c} R(x, dy)v^\delta(y). \end{aligned}$$

Since  $v(y) > n$  on  $S_n^c$ , this gives, for all  $x$ ,

$$|Zg(x) - Zg_n(x)| \leq \frac{1}{n^{1-\delta}} B_0 B_\xi \|g\|_\infty v(x).$$

It follows that  $Zg_n \rightarrow Zg$  uniformly on compact sets, since  $v$  is assumed to be continuous.  $\square$

**Lemma A.2.** *Suppose that assumptions A1 and A2 hold.*

- (i)  $P^t f$  is continuous, provided  $f$  is continuous and  $|f|^2 \in L_\infty^v$ .
- (ii) The vector-valued function  $Q^t \nabla f$  is continuous, provided  $\nabla f$  is continuous,  $|f|^2 \in L_\infty^v$ , and  $\|\nabla f\|_2^2 \in L_\infty^v$ .

*Proof.* Both parts follow from Lemma A.1, with  $R = P^t$ . The bound  $P^t v \leq B_0 v$  holds under A1, and in fact the constant  $B_0$  can be chosen independent of  $t$ .

For part (i), choose  $\xi(x, y) = f(y)$ . The Feller property for the kernel  $Z$  defined in Lemma A.1 implies in particular that  $Zg$  is continuous when  $g \equiv 1$ . In this special case we have  $Zg = P^t f$ .

For part (ii), we observe that each  $Q_{i,j}^t$ ,  $1 \leq i, j \leq \ell$ , admits a continuous and bounded density by its definition, cf (21) and (23):

$$Q_{i,j}^t(x, dy) = P^t(x, dy)q_{i,j}^t(x, y).$$

So, we have for each  $i$  and  $x$ ,

$$[Q^t \nabla f(x)]_i = \sum_j \int P^t(x, dy)q_{i,j}^t(x, y)[\nabla f(y)]_j.$$

Fix  $i, j$  and let  $\xi(x, y) := q_{i,j}^t(x, y)[\nabla f(y)]_j$ . Then Lemma A.1 implies that the  $(i, j)$ -term in the last sum,  $\int P^t(x, dy)q_{i,j}^t(x, y)[\nabla f(y)]_j$ , is continuous in  $x$ .  $\square$

## References

- [1] L. Arnold and V. Wihstutz. Lyapunov exponents: A survey. In Ludwig Arnold and Volker Wihstutz, editors, *Lyapunov Exponents: Proceedings of a Workshop held in Bremen, November 12–15, 1984*, pages 1–26. Springer Berlin Heidelberg, Berlin, Heidelberg, 1986.
- [2] S. Asmussen and P. W. Glynn. *Stochastic Simulation: Algorithms and Analysis*, volume 57 of *Stochastic Modelling and Applied Probability*. Springer-Verlag, New York, 2007.
- [3] A. Bensoussan. Machine learning and control theory (plenary lecture). In *Advances in Modelling and Control for Power Systems of the Future*, Palaiseau, France, September 2018.
- [4] D.P. Bertsekas. Approximate policy iteration: A survey and some new methods. *Journal of Control Theory and Applications*, 9(3):310–335, 2011.
- [5] D.P. Bertsekas and S.E. Shreve. *Stochastic Optimal Control: The Discrete-Time Case*. Athena Scientific, 1996.
- [6] D.P. Bertsekas and J.N. Tsitsiklis. *Neuro-Dynamic Programming*. Atena Scientific, Cambridge, Mass, 1996.
- [7] V.S. Borkar. *Stochastic Approximation: A Dynamical Systems Viewpoint*. Hindustan Book Agency and Cambridge University Press (jointly), Delhi, India and Cambridge, UK, 2008.
- [8] J.A. Boyan. Least-squares temporal difference learning. In *ICML*, pages 49–56, 1999.
- [9] J.A. Boyan. Technical update: Least-squares temporal difference learning. *Mach. Learn.*, 49(2-3):233–246, 2002.
- [10] N. Brosse, A. Durmus, S.P. Meyn, and E. Moulines. Diffusion approximations and control variates for MCMC. *ArXiv e-prints*, August 2018.
- [11] W. Chen, D. Huang, A.A. Kulkarni, J. Unnikrishnan, Q. Zhu, P.G. Mehta, S.P. Meyn, and A. Wierman. Approximate dynamic programming using fluid and diffusion approximations with applications to power management. In *Proc. of the 48th IEEE Conf. on Dec. and Control; held jointly with the 2009 28th Chinese Control Conference*, pages 3575–3580, 2009.
- [12] P. Dellaportas and I. Kontoyiannis. Control variates for estimation based on reversible Markov chain Monte Carlo samplers. *Journal of the Royal Statistical Society. Series B (Statistical Methodology)*, 74(1):133–161, 2012.
- [13] A.M. Devraj, I. Kontoyiannis, and S.P. Meyn. Geometric ergodicity in a weighted Sobolev space. *ArXiv e-prints*, November 2017.
- [14] A.M. Devraj and S.P. Meyn. Differential TD learning for value function approximation. In *Decision and Control (CDC), 2016 IEEE 55th Conference on*, pages 6347–6354. IEEE, 2016.

- [15] A.M. Devraj and S.P. Meyn. Fastest convergence for Q-learning. *ArXiv e-prints*, July 2017.
- [16] A.M. Devraj and S.P. Meyn. Zap Q-Learning. In I. Guyon, U. V. Luxburg, S. Bengio, H. Wallach, R. Fergus, S. Vishwanathan, and R. Garnett, editors, *Advances in Neural Information Processing Systems 30*, pages 2235–2244. Curran Associates, Inc., 2017.
- [17] L. Gurvits, L.J. Lin, and S.J. Hanson. Incremental learning of evaluation functions for absorbing Markov chains: New methods and theorems. *Unpublished manuscript*, 1994.
- [18] S.G. Henderson. *Variance Reduction Via an Approximating Markov Process*. PhD thesis, Stanford University, Stanford, California, USA, 1997.
- [19] S.G. Henderson, S.P. Meyn, and V.B. Tadić. Performance evaluation and policy selection in multiclass networks. *Discrete Event Dynamic Systems: Theory and Applications*, 13(1-2):149–189, 2003. Special issue on learning, optimization and decision making (invited).
- [20] D. Huang, W. Chen, P. Mehta, S.P. Meyn, and A. Surana. Feature selection for neurodynamic programming. In F. Lewis, editor, *Reinforcement Learning and Approximate Dynamic Programming for Feedback Control*. Wiley, 2011.
- [21] T. Jaakkola, M.I. Jordan, and S.P. Singh. Convergence of stochastic iterative dynamic programming algorithms. In *Advances in neural information processing systems*, pages 703–710, 1994.
- [22] V.R. Konda. *Actor-critic algorithms*. PhD thesis, Massachusetts Institute of Technology, 2002.
- [23] V.R. Konda and J.N. Tsitsiklis. Actor-critic algorithms. In *Advances in neural information processing systems*, pages 1008–1014, 2000.
- [24] V.R. Konda and J.N. Tsitsiklis. On actor-critic algorithms. *SIAM J. Control Optim.*, 42(4):1143–1166 (electronic), 2003.
- [25] I. Kontoyiannis and S.P. Meyn. Spectral theory and limit theorems for geometrically ergodic Markov processes. *Ann. Appl. Probab.*, 13:304–362, 2003.
- [26] H.J. Kushner and G.G. Yin. *Stochastic approximation algorithms and applications*, volume 35 of *Applications of Mathematics (New York)*. Springer-Verlag, New York, 1997.
- [27] S. Kyriazopoulou-Panagiotopoulou, I. Kontoyiannis, and S.P. Meyn. Control variates as screening functions. In *ValueTools '08: Proceedings of the 3rd International Conference on Performance Evaluation Methodologies and Tools*, pages 1–9, ICST, Brussels, Belgium, 2008.
- [28] R.S. Laugesen, P.G. Mehta, S.P. Meyn, and M. Raginsky. Poisson’s equation in nonlinear filtering. *SIAM J. Control Optim.*, 53(1):501–525, 2015.
- [29] S.P. Meyn. *Control Techniques for Complex Networks*. Cambridge University Press, 2007. Pre-publication edition available online.

- [30] S.P. Meyn and R.L. Tweedie. *Markov chains and stochastic stability*. Cambridge University Press, Cambridge, second edition, 2009. Published in the Cambridge Mathematical Library. 1993 edition online.
- [31] F.J. Pineda. Mean-field theory for batched TD( $\lambda$ ). *Neural Computation*, 9(7):1403–1419, 1997.
- [32] A. Radhakrishnan, A. Devraj, and S.P. Meyn. Learning techniques for feedback particle filter design. In *55th Conference on Decision and Control*, pages 5453–5459, Dec 2016.
- [33] A. Radhakrishnan and S.P. Meyn. Feedback particle filter design using a differential-loss reproducing kernel Hilbert space. In *American Control Conference (ACC)*, pages 329–336, June 2018.
- [34] G.A. Rummery and M. Niranjan. On-line Q-learning using connectionist systems. Technical report 166, Cambridge Univ., Dept. Eng., Cambridge, U.K. CUED/F-INENG/, 1994.
- [35] D. Silver, G. Lever, N. Heess, T. Degris, D. Wierstra, and M. Riedmiller. Deterministic policy gradient algorithms. In *ICML*, 2014.
- [36] R.S. Sutton. Learning to predict by the methods of temporal differences. *Mach. Learn.*, 3(1):9–44, 1988.
- [37] R.S. Sutton and A.G. Barto. *Reinforcement Learning: An Introduction*. MIT Press. On-line edition at <http://www.cs.ualberta.ca/~sutton/book/the-book.html>, Cambridge, MA, 1998.
- [38] C. Szepesvári. *Algorithms for Reinforcement Learning*. Synthesis Lectures on Artificial Intelligence and Machine Learning. Morgan & Claypool Publishers, 2010.
- [39] C. Szepesvári. Least squares temporal difference learning and galerkin’s method. Presentation at the Mini-Workshop: Mathematics of Machine Learning, Mathematisches Forschungsinstitut Oberwolfach, August 21–27th 2011.
- [40] A. Taghvaei and P.G. Mehta. Gain function approximation in the feedback particle filter. In *IEEE Conference on Decision and Control*, pages 5446–5452, Dec 2016.
- [41] J.N. Tsitsiklis and B. Van Roy. An analysis of temporal-difference learning with function approximation. *IEEE Trans. Automat. Control*, 42(5):674–690, 1997.
- [42] J.N. Tsitsiklis and B. Van Roy. Average cost temporal-difference learning. *Automatica*, 35(11):1799 – 1808, 1999.
- [43] T. Yang, P. G. Mehta, and S. P. Meyn. A mean-field control-oriented approach to particle filtering. In *Proc. of the 2011 American Control Conference (ACC)*, pages 2037–2043, July 2011.
- [44] T. Yang, P.G. Mehta, and S.P. Meyn. Feedback particle filter. *IEEE Trans. Automat. Control*, 58(10):2465–2480, Oct 2013.

- [45] H. Yu and D.P. Bertsekas. Error bounds for approximations from projected linear equations. *Mathematics of Operations Research*, 35(2):306–329, 2010.