

# Economic Cycles of Carnot Type

C. Udriste, V. Golubyatnikov, I. Tevy

Bicentennial of the University Politehnica of Bucharest  
1818-2018

## Abstract

Originally, the Carnot cycle is a theoretical thermodynamic cycle that provides an upper limit on the efficiency that any classical thermodynamic engine can achieve during the conversion of heat into work, or conversely, the efficiency of a refrigeration system in creating a temperature difference by the application of work to the system.

The aim of this paper is to introduce and study the economic Carnot cycles into a Roegenian economy, using our Thermodynamic-Economic Dictionary. Of course, the most difficult questions are: what is the economic significance of such a cycle? Roegenian economics is acceptable or not, in terms of practical applications? Our answer is yes for both questions.

**AMS Mathematical Classification:** 80A99, 91B54, 91B74

**J.E.L. Classification:** B41

**Key words:** Thermodynamic-economic dictionary, Roegenian economics, economic Carnot cycle, ideal income case.

## 1 Thermodynamic-Economic Dictionary

Thermodynamics is important as a model of phenomenological theory, which describes and unifies certain properties of different types of physical systems. There are many systems in biology, economics and computer science, for which an organization similar and unitary-phenomenological would be desirable. Our purpose is to present certain features of the economy that are inspired by thermodynamics and vice versa. In this context, we offer again

a Dictionary that reflects the Thermodynamics-Economy isomorphism. The formal analytical-mathematical analogy between economics and thermodynamics is now well-known or at least accepted by economists and physicists as well.

Starting from these remarks, the works of Udriste et al. [12]-[23] build an isomorphism between thermodynamics and the economy, admitting that fundamental laws are also in correspondence through our identification. Therefore, each thermodynamic system is naturally equivalent to an economic system, and thermodynamic laws have correspondence in the economy.

In the following, we reproduce again the correspondence between the characteristic state variables and the laws of thermodynamics with the macroeconomics ingredients as described in Udriste et al. (2002-2013) based on the theory on which the economy is founded in 1971 [4]. They also allow us to include in the economy the idea of a "black hole" with a similar meaning to the one in astrophysics [Udriste, Ferrara [18]]. We do not know if Roegen would have judged this, but that's why now we are judging him instead.

THERMODYNAMICS		ECONOMICS
U=internal energy	...	G=growth potential
T=temperature	...	I=internal politics stability
S=entropy	...	E=entropy
P=pressure	...	P=price level (inflation)
V=volume	...	Q=volume, structure, quality
M=total energy (mass)	...	Y=national income (income)
Q=electric charge	...	$\mathcal{I}$ =total investment
J= angular momentum (spin)	...	J=economic angular momentum (economic spin)
M=M(S,Q,J)	...	Y=Y(E, $\mathcal{I}$ ,J)
$\Omega = \frac{\partial M}{\partial J}$ = angular speed	...	$\frac{\partial Y}{\partial J}$ =marginal inclination to rotate
$\Phi = \frac{\partial M}{\partial Q}$ =electric potential	...	$\frac{\partial Y}{\partial \mathcal{I}}$ =marginal inclination to investment
$T_H = \frac{\partial M}{\partial S}$ =Hawking temperature	...	$\frac{\partial Y}{\partial E}$ =marginal inclination to entropy

*The Gibbs-Pfaff fundamental equation in thermodynamics  $dU - TdS + PdV + \sum_k \mu_k dN_k = 0$  is changed to Gibbs-Pfaff fundamental equation of*

economy  $dG - IdE + PdQ + \sum_k \nu_k dN_k = 0$ . These equations are combinations of the first law and the second law (in thermodynamics and economy respectively). The third law of thermodynamics  $\lim_{T \rightarrow 0} S = 0$  suggests the third law of economy  $\lim_{I \rightarrow 0} E = 0$  "if the internal political stability  $I$  tends to 0, the system is blocked, meaning entropy becomes  $E = 0$ , equivalent to maintaining the functionality of the economic system must cause disruption").

Process variables  $W = \text{mechanical works}$  and  $Q = \text{heat}$  are introduced into elementary mechanical thermodynamics by  $dW = PdV$  (the first law) and by elementary heat, respectively,  $dQ = TdS$ , for reversible processes, or  $dQ < TdS$ , for irreversible processes (*second law*). Their correspondence in the economy,

$$W = \text{wealth of the system}, \quad q = \text{production of goods}$$

are defined by  $dW = Pdq$  (*elementary wealth in the economy*) and  $dq = IdE$  or  $dq < IdE$  (*the second law or the elementary production of commodities*). A commodity is an economic good, a product of human labor, with a utility in the sense of life, for sale-purchase on the market in the economy.

Sometimes a thermodynamic system is found in an *external electromagnetic field*  $(\vec{E}, \vec{H})$ . The *external electric field*  $\vec{E}$  determines the *polarization*  $\vec{P}$  and the *external magnetic field*  $\vec{H}$  determine *magnetizing*  $\vec{M}$ . Together they give the total elementary mechanical work  $dW = P dV + \vec{E} d\vec{P} + \vec{H} d\vec{M}$ . Naturally, an economic system is found in an *external econo-electromagnetic field*  $(\vec{e}, \vec{h})$ . The *external investment (econo-electric) field*  $\vec{e}$  determines *initial growth condition field (econo-polarization field)*  $\vec{p}$  and the *external growth field (econo-magnetic field)*  $\vec{h}$  cause *growth (econo-magnetization)*  $\vec{m}$ . All these fields produce the elementary mechanical work  $dW = P dQ + \vec{e} d\vec{e} + \vec{h} d\vec{m}$ . The economic fields introduced here are imposed on the one hand by the type of economic system and on the other hand by the policy makers (government, public companies, private firms, etc.).

The long term association between Economy and Thermodynamics can be strengthened with new tools based on the previous dictionary. Of course, this new idea of the thermodynamically-economical dictionary produces concepts different from those in econophysics [2] and concepts of Thermodynamics in economic systems [9], [10], [11]. Econophysics seems to build similar economic notions to physics, as if those in the economy were not enough.

The thermodynamic-economic dictionary allows the transfer of information from one discipline to another (Udriste et al., [12]-[23]), keeping the

background of each discipline, that we think that was suggested by Roegen in 1971 [4].

**Definition 1.1.** *Economics based on rules similar to those in thermodynamics is called Roegenian economics.*

Economics described by Gibbs-Pfaff equation is Roegenian economics.

A macro-economic system based on a Gibbs-Pfaff equation is both Roegenian and controllable (see [22]).

Roegenian economics (also called bioeconomics by Georgescu-Roegen) is both a transdisciplinary and an interdisciplinary field of academic research addressing the interdependence and coevolution of human economies and natural ecosystems, both intertemporally and spatially. The economic entropy is closely related to disorder and complexity [5].

## 2 What Is the Carnot Cycle in Thermodynamics?

The Carnot cycle [3], [1] is a theoretical thermodynamic cycle proposed by French physicist Sadi Carnot. It provides an upper limit on the efficiency that any classical thermodynamic engine can achieve during the conversion of heat into work, or conversely, the efficiency of a refrigeration system in creating a temperature difference by the application of work to the system.

A heat engine is a device that produces motion from heat and includes gasoline engines and steam engines. These devices vary in efficiency. The Carnot cycle describes the most efficient possible heat engine, involving two isothermal processes and two adiabatic processes. It is the most efficient heat engine that is possible within the laws of physics.

The second law of thermodynamics states that it is impossible to extract heat from a hot reservoir and use it all to do work; some must be exhausted into a cold reservoir. Or, in other words, no process can be "one hundred percent" efficient because energy is always lost somewhere. The Carnot cycle sets the upper limit for what is possible, for what the maximally-efficient engine would look like.

When we go through the details of the Carnot cycle, we should define two important adjectives, isothermic and adiabatic, which characterize a process. An isothermic process means that the temperature remains constant and the

volume and pressure vary relative to each other. An adiabatic process means that no heat enters or leaves the system to or from a reservoir and the temperature, pressure, and volume are all free to change, relative to each other.

**Remark 2.1.** *The idea of Carnot's cycles in the Roegenian economy was suggested by Vladimir Golubyatnikov in a discussion held at the "The XII-th International Conference of Differential Geometry and Dynamical Systems (DGDS-2018), 30 August - 2 September 2018, Mangalia, Romania" on the communication of Constantin Udriste about the Roegenian economy and the dictionary that creates this point of view in the economy.*

*The economic Carnot cycle in Roegenian economics, introduced and analysed in the next two Sections, are and are not the same with economic cycles described in [1], [6], [7], [8].*

### 3 Economic Carnot Cycle, Q – P Diagram

Let us consider again the Roegenian economics (an economic distribution) generated by the Gibbs-Pfaff fundamental equation  $dG - IdE + PdQ = 0$  on  $\mathbb{R}^5$ , where  $(G, I, E, P, Q)$  are economic variables, according the previous dictionary ( $G$ = growth potential,  $I$ = internal politics stability,  $E$ =entropy,  $P$ = price level (inflation),  $Q$ = volume, structure, quality).

The heat  $Q$  in thermodynamics is associated to  $q = \textit{production of goods}$  in economics. Let  $I$  be the internal politics stability,  $P$  be the price level, and  $E$  the economic entropy.

The properties of an economic cycle are represented firstly on the **Q – P** diagram (Figure 1, arrows clockwise). This diagram is based on economical quantities  $Q$  and  $P$  that we can measure. In the **Q – P** diagram, the curves (evolutions) 1 – 2, 3 – 4 are considered at constant internal politics stability (corresponding to isothermic transformations) and the curves (evolutions) 2 – 3, 4 – 1 are considered at constant levels of goods production regarding as supply (corresponding to adiabatic transformations). See, "supply and demand law" in economics.

Let us describe the four steps that make up an economic Carnot cycle. Process 1 – 2 is an iso-internal politics stability expansion, where the volume increases and the price level decreases at a constant internal politics stability. Process 2 – 3 is a constant levels of goods production expansion.

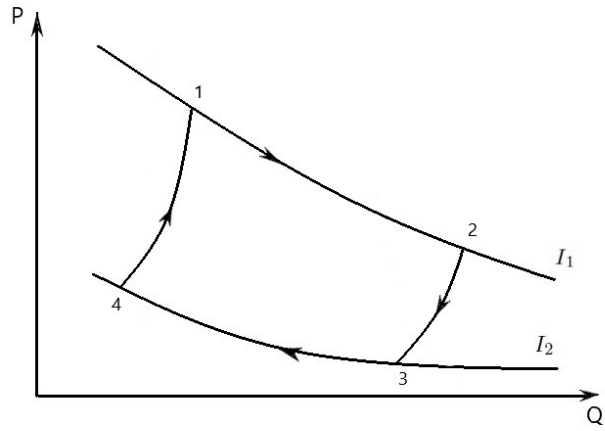


Figure 1: Economic Carnot cycle illustrated on a Q-P diagram to show the wealth done

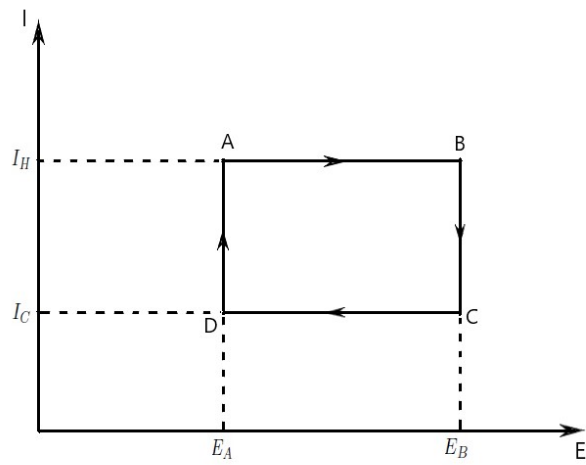


Figure 2: Economic Carnot cycle acting as economic engine producing goods, illustrated on a E-I diagram

Process 3 – 4 is an iso-internal politics stability compression, where the volume decreases and the price level increases at an internal politics stability. Lastly, process 4 – 1 is a constant levels of goods production compression. Process 2 – 3 is a constant levels of goods production expansion. Process 3 – 4 is an iso-internal politics stability compression, where the volume decreases and the price level increases at an internal politics stability. Lastly, process 4 – 1 is a constant levels of goods production compression.

The useful wealth  $W$  in the economy that comes out of the economic Carnot cycle is the difference between the wealth  $W_1$  in the economy done by the economic system in stages 1 – 2 and 2 – 3 and the wealth  $W_2$  in the economy done (or the economic energy wasted) by you in stages 3 – 4 and 4 – 1. The economic Carnot cycle described above is the most favorable case, because it produces the largest difference between these values allowed by the laws of economics.

## 4 Economic Carnot Cycle, $\mathbf{E} - \mathbf{I}$ Diagram

Let  $(G, I, E, P, Q)$  be economic variables, according the previous dictionary ( $G$ = growth potential,  $I$ = internal politics stability,  $E$ =entropy,  $P$ = price level (inflation),  $Q$ = volume, structure, quality). We refer again the Røgenian economics (an economic distribution) generated by the Gibbs-Pfaff fundamental equation  $dG - IdE + PdQ = 0$  on  $\mathbb{R}^5$ .

The heat  $Q$  in thermodynamics is associated to  $q = \textit{production of goods}$  in economics. Let  $I$  be the internal politics stability, and  $E$  the economic entropy satisfying the Pfaff equation  $dq = IdE$ . The properties of an economic process are represented secondly on the  $\mathbf{E} - \mathbf{I}$  diagram (Figure 2), although  $E$  and  $I$  are not directly measurable.

The evolution in the plane  $\mathbf{E} - \mathbf{I}$  of an economic system in time will be described by a curve connecting an initial state (A) and a final state (B). The area under the curve will be

$$q = \int_A^B I dE,$$

which is the amount of production of goods (economical energy) transferred in the process. If the process moves to greater entropy, the area under the curve will be the amount of production of goods absorbed by the system

in that process. If the process moves towards lesser entropy, it will be the amount of production of goods removed. For any cyclic process, there will be an upper portion of the cycle and a lower portion. For a clockwise cycle, the area under the upper portion will be the economical energy absorbed during the cycle, while the area under the lower portion will be the economical energy removed during the cycle.

The area inside the cycle will then be the difference between the two, but since the economical energy of the system must have returned to its initial value, this difference must be the amount of the wealth of the economic system over the cycle.

**Theorem 4.1.** *The amount of the wealth of the economic system done over a cyclic process is*

$$W = \oint I dE = (I_H - I_C)(E_B - E_A).$$

*Proof.* Referring to "W = the wealth of the system, P=price level (inflation), Q = volume, structure, quality", mathematically, for a reversible process we may write the amount of the wealth of the economic system done over a cyclic process as

$$W = \oint P dQ = \oint dq - dG = \oint I dE - dG = \oint I dE - \oint dG = \oint I dE.$$

Since  $dG$  is an exact differential, its integral over any closed loop is zero and it follows that the area inside the loop on a  $\mathbf{E} - \mathbf{I}$  diagram is equal to the total amount of the wealth performed if the loop is traversed in a clockwise direction, and is equal to the total amount of the wealth done on the system as the loop is traversed in a counterclockwise direction.

Evaluation of the above integral is particularly simple for the Carnot cycle if we use the  $\mathbf{E} - \mathbf{I}$  diagram (Figure 2). The amount of economic energy transferred as wealth of the system is (see Green formula)

$$W = \oint P dQ = \oint I dE = \iint_{\Delta} dI dE = (I_H - I_C)(E_B - E_A).$$

□



The total amount of economic energy transferred from the production to the system is given by  $q_H = I_H(E_B - E_A)$ , and the total amount of economic energy transferred from the system to the consumption is

$$q_C = I_C(E_B - E_A),$$

where  $E_B$  is the maximum system entropy,  $E_A$  is the minimum system entropy.

## 5 Efficiency of an Economic System

We recall the notations:  $W$  is the wealth done by the system (economic energy),  $q_C$  is the production of goods taken from the system (economic energy leaving the system),  $q_H$  is the production of goods put into the system (economic energy entering the system),  $I_C$  is the absolute internal politics stability of the consumption,  $I_H$  is the absolute internal politics stability of the production.

**Definition 5.1.** The number

$$\eta = \frac{W}{q_H} = 1 - \frac{I_C}{I_H}$$

is called the *efficiency* of an economic system.

The absolute internal politics stability of the consumption can not be as small as it is limited by social restrictions. The absolute internal politics stability of the production can not be as large as it is limited by resources and labor. A wrong interpretation of the efficiency of an economic Roegenian system can generate **Homeland Falcons Hymn**: to grow strong and big without eating anything.

This definition of efficiency makes sense for an economic "engine", since it is the fraction of the economic energy extracted from the production and converted to wealth done by the system (economic energy). In practical aspects of this theory, we use approximations.

Economic Carnot cycle has maximum efficiency for reversible economic "engine".

The Carnot economic cycle previously described is a totally reversible cycle. That is, all the processes that comprise it can be reversed, in which

case it becomes the consumption Carnot cycle. This time, the cycle remains exactly the same except that the directions of any production and wealth interactions are reversed. The  $\mathbf{Q} - \mathbf{P}$  diagram of the reversed economic Carnot cycle is the same as for the initial economic Carnot cycle except that the directions of the processes are reversed.

## 6 Ideal Income Case

To transform the ideal gas theory into the ideal income theory, we recall a part of dictionary and we complete it with new correspondences:  $Q = \text{heat} \leftrightarrow q = \text{production of goods}$ ;  $T = \text{temperature} \leftrightarrow I = \text{internal politics stability}$ ;  $P = \text{pressure} \leftrightarrow P = \text{price level}$ ;  $S = \text{entropy} \leftrightarrow E = \text{economic entropy}$ ;  $V = \text{volume} \leftrightarrow Q = \text{volume, structure, quality}$ ;  $U = \text{internal energy} \leftrightarrow G = \text{growth potential}$ ; mole  $\leftrightarrow$  economic mole;  $R = \text{molar gas constant} \leftrightarrow R = \text{molar income constant}$ ;  $f = \text{number of degrees of freedom} \leftrightarrow f = \text{number of degrees of freedom}$ . Also, we look at  $\mathbf{Q} - \mathbf{P}$  diagram.

Suppose the three states of an economy "inflation, monetary policy as liquidity, income" are reduced to one and the same "income". By the equipartition theorem, the growth potential of one mole of an ideal income is  $G = \frac{f}{2} R I$ , where  $f$ , the number of degrees of freedom, is 3 for a mono-atomic income, 5 for a diatomic income, and 6 for an income of arbitrarily shaped economic molecules. The quantity  $R$  is the molar income constant. For the present discussion it is important to notice that  $G$  is a function of  $I$  only.

In Figure 1 the economic Carnot cycle is represented in a  $\mathbf{Q} - \mathbf{P}$  diagram. Consider the compression (decreasing "volume, structure, quality") of the income along the path 3-4. Along this path the internal politics stability is  $I_c$ . The economic work done is converted into production of goods  $q_c$ . This process is so slow that the internal politics stability remains constant (i.e., it is an iso-ips), and hence the the potential growth  $Q$  of the income does not change, i.e.,  $dQ = 0$ . By the first and second law of economics, reference to Figure 1, and the ideal income law  $PQ = R I$  (for the sake of argument we consider one mole of income), we have

$$q_c = I_c \int_3^4 dE = \int_3^4 P dQ = R I_c \int_3^4 \frac{dQ}{Q} \Rightarrow E_4 - E_3 = R \ln \frac{Q_4}{Q_3} < 0.$$

The economic entropy  $E$  of an ideal income is a logarithmic function of its "volume, structure, quality"  $Q$ .

In the  $Q - P$  plane, the iso-ips 3-4 has the following expression  $P = \frac{RI_c}{Q}$ , i.e.,  $P$  is a function of  $Q$  only.

At point 4, we move on a curve similar to an adiabatic curve. We move inward from  $Q_4$  to  $Q_3$  and by this compression the income is amplified to exactly the internal politics stability  $I_h$ . From 4 to 1 the path in the  $\mathbf{Q} - \mathbf{P}$  diagram is similar to adiabatic and reversible path. The entropy does not change during this compression, i.e.,  $dE = 0$  (an isentropic economic process). It is easy to derive the equation for the adiabatic in the  $Q - P$  plane,

$$dG = \frac{f}{2}R dI = -P dQ = -\frac{RI}{Q} dQ \Rightarrow \frac{f}{2} \ln \frac{I_3}{I_4} = -\ln \frac{Q_3}{Q_4}$$

and the ideal income law  $PQ = RI$  (for the sake of argument we consider one mole of income) implies

$$\frac{f}{2} \ln \frac{P_3 Q_3}{P_4 Q_4} = -\ln \frac{Q_3}{Q_4} \Rightarrow \frac{P_3}{P_4} = \left( \frac{Q_3}{Q_4} \right)^{-\frac{f+2}{f}}.$$

For a mono-atomic income ( $f = 3$ ) the expression of the curve 4-1 is  $P = c Q^{-\frac{5}{3}}$ , where  $c = P_4 Q_4^{\frac{5}{3}}$ .

The integral  $\int_3^1 P dQ$  is the economic work done. In the  $\mathbf{Q} - \mathbf{P}$  diagram this integral is the negative of the area bounded by the curve 3-4-1 and the  $Q$  axis.

At point 1, we have the internal politics stability  $I_h$  and total production of goods  $q_h$ . The iso-ips 1-2 has the expression  $P(Q) = \frac{RI_h}{Q}$  and the entropy increases, i.e.,

$$E_2 - E_1 = R \ln \frac{Q_2}{Q_1} > 0.$$

From 2 to 3 isentropic economic expansion occurs, the internal politics stability decreases to  $I_c$ . The integral  $\int_1^3 P dQ$  is the economic work. In the  $\mathbf{Q} - \mathbf{P}$  diagram this integral is the area bounded by the curve 1-2-3 and the  $Q$  axis. Note that this area is larger than the area below the curve 3-4-1. Difference of the two areas, the economic work done during the cycle, is  $\oint P dQ$ , where the closed curve is 1 - 2 - 3 - 4 - 1.

By the first law of economics, the total work  $W$  is equal to  $q_h - q_c$ .

The economic process, as depicted in Figure 1, runs clockwise. All the economic processes are reversible, so that all arrows can be reverted.

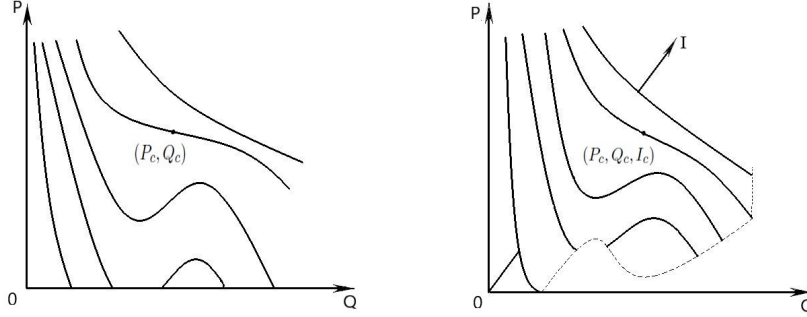


Figure 3: Van der Waals surface

## 7 Economic Van der Waals Equation

Let  $Q_m$  be the molar volume of the income,  $R$  be the universal income constant,  $P$  be the price level,  $Q$  be the "volume, structure, quality", and  $I$  be internal politics stability.

The Van der Waals equation in Thermodynamics [24] has a correspondent into economics, where the variables are  $P, Q, I$ . The idea is based on plausible reasons that real incomes do not follow the ideal income law.

The ideal income law states that volume  $Q$  occupied by  $n$  moles of any income has a price level  $P$ , typically in reference currency, at internal politics stability  $I$  in percents - see, for instance, Moodys rating. The relationship for these variables,  $PQ = nRI$ , is called the *ideal income economic law* or equation of state.

The *economic Van der Waals equation* is

$$\left(P + \frac{a}{Q_m^2}\right)(Q_m - b) = RI, \text{ or } \left(P + \frac{an^2}{Q^2}\right)(Q - nb) = nRI.$$

When the molar volume  $Q_m$  is large, the constant  $b$  becomes negligible in comparison with  $Q_m$ , the term  $\frac{a}{Q_m^2}$  becomes negligible with respect to  $P$ , the economic Van der Waals equation reduces to the ideal income economic law,  $PQ_m = RI$ .

The economic Van der Waals equation successfully approximates the behavior of real "mp - lc = monetary policies as liquidity or consumption"

above critical internal politics stability and is qualitatively reasonable for points ( $mp - lc$ , level of prices, internal politics stability) around critical point. However, near the transitions between income and  $mp - lc$ , in the range of  $P, Q, I$ , where the  $mp - lc$  phase and the income phase are in equilibrium, the Van der Waals equation fails to accurately model observed experimental behaviour; in particular  $P$  is a constant function of  $Q$  at given internal politics stability, but the Van der Waals equation do not confirm that. As such, the Van der Waals model is not useful only for calculations intended to predict real behavior in regions near the critical point, but also for qualitatively properties. Empirical corrections to address these predictive deficiencies can be inserted into the Van der Waals model, e.g., equal area rule (see Maxwell theory), and related but distinct theoretical models, e.g., based on the principle of corresponding states. All of these permit to achieve better fits to real  $mp - lc$  behaviour in equations of more comparable complexity.

Geometrically, the previous equation represents a surface located in the first octane of the point space  $(0, \infty)^3 = \{(P, Q, I)\}$ , that we call the *economic Van der Waals surface*, Fig. 3. The shape of this surface follows from the shapes of the sections by the planes  $I = \text{constant}$  (Van der Waals iso-”mp-lc”). There is a stationary inflection point in the constant - ”internal politics stability” curve (critical iso-”mp-lc”) on a  $\mathbf{Q} - \mathbf{P}$  diagram. This means that at the degenerate critical point we must have

$$\left. \frac{\partial P}{\partial Q} \right|_I = 0, \quad \left. \frac{\partial^2 P}{\partial Q^2} \right|_I = 0.$$

On the Van der Waals surface, the above critical point  $(P_c, Q_c, I_c)$  has the coordinates

$$P_c = \frac{a}{27b^2}, \quad Q_c = 3b, \quad I_c = \frac{8a}{27bR}.$$

**Remark 7.1.** *Let us show that we can find the critical point without the use of the ”partial derivative”. At the critical point, the income is characterized by the critical values of  $I_c, P_c, Q_c$ , which are determined only by the income properties. From the algebraic point of view, the iso-”mp-lc” through the critical point, i.e.,  $Q^3 - (b + \frac{RI}{P})Q^2 + \frac{a}{P}Q - \frac{ab}{P} = 0$ , like equation in  $Q$ , has a triple real root  $Q_c$ , i.e., the equation should be identified to  $(Q - Q_c)^3 = 0$ . Expanding this cube and equating the coefficients of the terms with equal powers of  $Q$ , we find the expressions for the critical parameters.*

Let's connect with catastrophe theory. For this we consider the function  $\varphi : (0, \infty)^3 \rightarrow \mathbb{R}^3$ , of components

$$x = \frac{1}{Q} - \frac{1}{3b}, \quad \alpha = \frac{P}{a} + \frac{RI}{ab} - \frac{1}{3b^2}, \quad \beta = -\frac{P}{3ab} + \frac{RI}{3ab^2} - \frac{2}{27b^3}.$$

One remarks that  $\varphi : (0, \infty)^3 \rightarrow \varphi((0, \infty)^3)$  is a global diffeomorphism and  $\varphi(P_c, Q_c, I_c) = (0, 0, 0)$ . The image of economic Van der Waals surface by  $\varphi$  is characterized by the equation  $x^3 + \alpha x + \beta = 0$ , where

$$x \in \left(-\frac{1}{3b}, \infty\right), \quad \alpha \in \left(-\frac{1}{3b^2}, \infty\right), \quad \beta \in \left(-\infty, \frac{-2}{27b^3}\right) \cup \left(\frac{-2}{27b^3}, \infty\right),$$

that is, it is part of the *cuspidal catastrophe manifold*.

**Theorem 7.1.** *All diffeomorphic-invariant information about Van der Waals  $mp-lc$  can be obtained by examining the cuspidal potential  $x \rightarrow f(x, \alpha, \beta) = \frac{1}{4}x^4 + \frac{1}{2}\alpha x^2 + \beta x$ , which is equivalent to Gibbs' free energy.*

## References

- [1] C. Bianciardia, A. Donatib, S. Ulgiatic, 1993. *On the relationship between the economic process, the Carnot cycle and the entropy law*, Ecological Economics, 8, 1 (1993), 7-10.
- [2] D. S. Chernavski, N. I. Starkov, A. V. Shcherbakov, 2002. *On some problems of physical economics*, Phys. Usp. 45, 9, pp. 977-997.
- [3] T. I. Crețu, 1996. *Physics* (in Romanian), Technical Editorial House, Bucharest.
- [4] N. Georgescu-Roegen, 1971. *The Entropy Law and Economic Process*, Cambridge, Mass., Harvard University Press.
- [5] A. Holden, 1996. *The New Science of Complexity*, Springer.
- [6] W. Isard, *Location theory and trade theory: short-run analysis*, Quarterly Journal of Economics, 68 (2) (1954), 305. doi:10.2307/1884452

- [7] A. Khrennikov, 2010. *Thermodynamic-like Approach to Complexity of the Financial Market (in the Light of the Present Financial Crises)*, in M. Faggini, C.P. Vinci (Eds.), *Decision Theory and Choices: a Complexity Approach*, 183-203, Springer-Verlag, Italia.
- [8] A. Khrennikov, 2018. *The Financial Heat Machine: coupling with the present financial crises*, International Center for Mathematical Modelling in Physics and Cognitive Sciences, University of Växjö, S-35195, Sweden, email: Andrei.Khrennikov@vxu.se, INTERNET.
- [9] S. London, F. Tohme, 2007. *Thermodynamics and Economic Theory: a conceptual discussion*, Asociación Argentina de Economía Política - XXX Reunión Anual, Facultad de Ciencias Económicas - Universidad Nacional de Río Cuarto.
- [10] J. Mimkes, 2018. *Concepts of Thermodynamics in Economic Systems*, Physik Department, Universität Paderborn, Warburgerstr. 100, D-33098 Paderborn, INTERNET, e-mail: mimkes@physik.upb.de
- [11] M. Ruth, 2005, *Insights from thermodynamics for the analysis of economic processes*, in A. Kleidon, R. Lorenz (Eds), *Non-equilibrium thermodynamics and the production of entropy: life, earth, and beyond*, Springer, Heidelberg, pp. 243-254.
- [12] C. Udriște, O. Dogaru, I. Tevy, 2002. *Extrema with Nonholonomic Constraints*, Monographs and Textbooks 4, Geometry Balkan Press.
- [13] C. Udriște, I. Tevy, M. Ferrara, 2002. *Nonholonomic economic systems*, in C. Udriște, O. Dogaru, I. Tevy, *Extrema with Nonholonomic Constraints*, Monographs and Textbooks 4, Geometry Balkan Press, pp. 139-150.
- [14] C. Udriște, M. Ferrara, D. Opreș, 2004. *Economic Geometric Dynamics*, Monographs and Textbooks 6, Geometry Balkan Press.
- [15] C. Udriște, 2007. *Thermodynamics versus Economics*, University Politehnica of Bucharest, Scientific Bulletin, Series A, 69, 3, pp. 89-91.
- [16] C. Udriște, M. Ferrara, F. Munteanu, D. Zugrăvescu, 2007. *Economics of Roegen-Ruppeiner-Weinhold type*, The International Conference of

Differential Geometry and Dynamical Systems, University Politehnica of Bucharest.

- [17] C. Udriște, M. Ferrara, 2007. *Multi-time optimal economic growth*, Journal of the Calcutta Mathematical Society, 3, 1, pp. 1-6.
- [18] C. Udriște, M. Ferrara, 2008. *Black hole models in economics*, Tensor, N.S., vol. 70, 1, pp. 53-62.
- [19] C. Udriște, M. Ferrara, 2008. *Multitime models of optimal growth*, WSEAS Transactions on Mathematics, 7, 1, pp. 51-55.
- [20] C. Udriște, M. Ferrara, D. Zugrăvescu, F. Munteanu, 2008. *Geobiodynamics and Roegen type economy*, Far East J. Math. Sci. (FJMS) 28, No. 3, pp. 681 - 693.
- [21] C. Udriște, M. Ferrara, D. Zugrăvescu, F. Munteanu, 2010. *Nonholonomic geometry of economic systems*, ECC'10 Proceedings of the 4th European Computing Conference, Bucharest, Romania, pp. 170-177.
- [22] C. Udriște, M. Ferrara, D. Zugrăvescu, F. Munteanu, 2012. *Controllability of a nonholonomic macroeconomic system*, J. Optim. Theory Appl., 154, 3, pp. 1036-1054.
- [23] C. Udriște, 2013. *Optimal control on nonholonomic black holes*, Journal of Computational Methods in Sciences and Engineering, 13, 1-2, pp. 271-278.
- [24] J. D. Van der Waals, 1901-1921. *The equation of state for gases and liquids*. Nobel Lectures, Physics. Amsterdam: Elsevier Publishing Company. 1967. pp. 254-265.

**Authors addresses:** Prof. Emeritus Dr. Constantin Udriste, Prof. Dr. Ionel Tevy, University Politehnica of Bucharest, Faculty of Applied Sciences, Department of Mathematics-Informatics, Splaiul Independentei 313, Bucharest, 060042, Romania.

Prof. Emeritus Dr. Constantin Udriste, Titular Member of Academy of Romanian Scientists, Spl. Independentei, 54, Sector 5, Bucharest, 50085, Romania

E-mail addresses: [udriste@mathem.pub.ro](mailto:udriste@mathem.pub.ro) ; [tevy@mathem.pub.ro](mailto:tevy@mathem.pub.ro)



Prof. Dr. Vladimir Golubyatnikov, Sobolev Institute of Mathematics  
SB RAS Department of Inverse and Ill-posed Problems, Kotpyug avenue 4,  
Novosibirsk, 630090, Russia  
E-mail address: golubyatn@yandex.ru