

Tensor Ensemble Learning for Multidimensional Data

Ilia Kisil¹, Ahmad Moniri¹, and Danilo P. Mandic¹

¹Electrical and Electronic Engineering Department, Imperial College London, SW7 2AZ, UK,
E-mails: {i.kisil15, ahmad.moniri13, d.mandic}@imperial.ac.uk

Abstract

In big data applications, classical ensemble learning is typically infeasible on the raw input data and dimensionality reduction techniques are necessary. To this end, novel framework that generalises classic flat-view ensemble learning to multidimensional tensor-valued data is introduced. This is achieved by virtue of tensor decompositions, whereby the proposed method, referred to as tensor ensemble learning (TEL), decomposes every input data sample into multiple factors which allows for a flexibility in the choice of multiple learning algorithms in order to improve test performance. The TEL framework is shown to naturally compress multidimensional data in order to take advantage of the inherent multi-way data structure and exploit the benefit of ensemble learning. The proposed framework is verified through the application of Higher Order Singular Value Decomposition (HOSVD) to the ETH-80 dataset and is shown to outperform the classical ensemble learning approach of bootstrap aggregating.

Index terms— Tensor Decomposition, Multidimensional Data, Ensemble Learning, Classification, Bagging

1 Introduction

The phenomenon of the *wisdom of the crowd* has been known for a very long time and was originally formulated by Aristotle. It simply states that the collective answer of a group of people to questions related to common world knowledge, spatial reasoning, and general estimation tasks, is often superior to the judgement of a particular person within this group.

With the advent of computer, the machine learning community have adopted this concept under the framework of *ensemble learning* [1]. This class of methods can be described as a collection of base learners whereby each learner generates a particular hypothesis about an underlying process that governs the input data. This makes it possible to construct the final model as a strategic aggregation of the outputs from its constituent learners. Indeed, the “wisdom of the base learners” has been proven to be a powerful way to enhance the performance when solving both classification and regression types of problems [2–4]. For example, ensemble learning has been a key element in winning solutions to the Netflix Prize competition [5]. Generally speaking, ensemble methods can be considered within the three main groups:

- *Boosting*. The aim is to sequentially train a series of estimators whereby every subsequent estimator puts more emphasis on samples that were previously predicted incorrectly [6]. The most established variant of this strategy is the *AdaBoost* algorithm [7].

- *Stacking*. The gist of his strategy is that a set of base classifiers is first trained on the original input data, followed by “meta learning” in order to combine the outputs of base classifiers for enhanced performance [8].
- *Bagging*. This family relies on creation of multiple “surrogate” training datasets from the original data, for example through resampling with replacement [9]. An independent base classifier is then applied to each new dataset and their outputs are combined to reach a consensus. To date, the most successful bagging approach is the Random Forest algorithm [10].

It is important to notice that, common machine learning algorithms, such as Neural Networks (NN) or Support Vector Machines (SVM), operate on “one way” vector inputs, even if the original data is inherently multidimensional or multivariate, that is “multi-way”. Such “flat view” representation of multidimensional data arrays (also called tensors) prevents learning models from taking full advantage of the underlying multi-way latent structure, as in the “matrix world” the cross-modal dependencies become obscure or even completely broken. This all calls for modern methodologies which can maintain the original structure in the data, an ideal avenue to explore multi-way analyses based on tensor decompositions [11]. Indeed, tensor based representations of multi-faceted data have been shown to be a promising tool for feature extraction [12, 13], data fusion [14, 15], anomaly detection [16] and classification [17, 18].

The research paradigm which lies at the intersection between ensemble learning and high dimensional data processing is known as *multi-view learning*. The concept of the multi-view ensemble learning was proposed in [19], however, despite its intrinsic multi-way structure, the data are still considered as single-way entities (vectors); this does not admit natural dimensionality reduction that would take advantage of the rich latent structure present in data. Furthermore, the analysis is limited to finding only relevant and irrelevant features. Other approaches under the framework of multiple-view multiple learners has been successfully applied to semi-supervised and active learning [20, 21], but still without employing multidimensional arrays, tensors, as a compact, rigorous and inherently structure-preserving model. The aim of this work is therefore to fill this void in the open literature and to introduce a novel framework which naturally incorporates physically meaningful tensor decompositions into ensemble learning of the intrinsically multi-way and multi-modal data.

2 Theoretical Background

This paper adopts the following notation: a scalar is denoted by an italic lowercase letter, $x \in \mathbb{R}$; a vector by boldface lowercase letters, $\mathbf{x} \in \mathbb{R}^I$; a matrix by boldface uppercase letters, $\mathbf{X} \in \mathbb{R}^{I \times J}$; a tensor by underlined boldface capital letters, $\underline{\mathbf{X}} \in \mathbb{R}^{I \times J \times K}$; a dataset of M samples, \mathbf{x}^m , and the corresponding labels, y^m , are designated as $\mathcal{D} : \{(\mathbf{x}^m, y^m)\}$; a classifier, \mathcal{C} , is denoted by $\mathcal{C}(\mathcal{D})$ during the training stage, whereas at the testing phase it is represented as $\mathcal{C}(\mathbf{x})$.

2.1 Ensemble Learning: The Bagging Approach

Consider an ensemble of N independent classifiers, $\mathcal{C} = \{\mathcal{C}_1, \dots, \mathcal{C}_N\}$, employed for a binary classification problem based on a dataset $\mathcal{D} : \{(\mathbf{x}^1, y^1), \dots, (\mathbf{x}^M, y^M)\}$, where $y^m \in \{0, 1\}$ and $m = 1, \dots, M$. Provided that every classifier within the ensemble, \mathcal{C}_n , misclassifies the

previously unseen sample, \mathbf{x}^{new} , with probability $p < 0.5$, we can write

$$\mathcal{P}(\mathcal{C}) = \sum_{n=\lceil \frac{N}{2} \rceil}^N \binom{N}{n} p^n (1-p)^{N-n} \quad (1)$$

$$\lim_{N \rightarrow \infty} \mathcal{P}(\mathcal{C}) = 0$$

where $\mathcal{P}(\cdot)$ is the probability of majority voting being incorrect. It has been proved that the operator \mathcal{P} is monotonically decreasing with N [22], which simply implies that the more base learners participate in the majority vote the more accurate their collective decision. The two conditions that should be satisfied for this to hold true are:

- 1) every predictor should perform better than a random guess,
- 2) the errors of individual predictors should be uncorrelated.

The latter condition has been the main challenge for all bagging classifiers. In principle, there are two ways to address this problem:

- Through a heterogeneous set of base learning algorithms in order to introduce a degree of diversity into the individual hypotheses, despite each being just a crude approximation of the true underlying processes that govern the data. In this way, the individual under-performance of a particular learning model is compensated for when all learning models are combined together into a unified global system;
- Utilising a homogeneous set of base classifiers and exposing each member to a subset of the training data. This data manipulation procedure is called *resampling*, and can significantly improve the overall generalisation ability of the model.

However, in real world scenarios, none of these methods is capable of completely removing correlation among the hypotheses generated by the base classifiers even if these are applied in conjunction.

2.2 Multilinear Algebra: Basic Definitions

A tensor of *order* N is an N -dimensional array, $\underline{\mathbf{X}} \in \mathbb{R}^{I_1 \times I_2 \times \dots \times I_N}$, with a particular dimension of $\underline{\mathbf{X}}$ referred to as a *mode*. An element of a tensor $\underline{\mathbf{X}}$ is a scalar $x_{i_1, i_2, \dots, i_N} = \underline{\mathbf{X}}(i_1, i_2, \dots, i_N)$ which is indexed by N indices. A *fiber* is a vector obtained by fixing all but one of the indices, e.g. $\underline{\mathbf{X}}_{(:, i_2, i_3, \dots, i_N)}$ is the mode-1 fiber. Mode- n unfolding is the process of element mapping from a tensor to a matrix, e.g. $\underline{\mathbf{X}} \rightarrow \mathbf{X}_{(1)} \in \mathbb{R}^{I_1 \times I_2 I_3 \dots I_N}$ is the mode-1 unfolding which can be visualised as stacking the mode-1 fibers of $\underline{\mathbf{X}}$ as column vectors of the matrix $\mathbf{X}_{(1)}$. A mode- n product of a tensor $\underline{\mathbf{X}}$ and a matrix \mathbf{A} is therefore equivalent to

$$\underline{\mathbf{Y}} = \underline{\mathbf{X}} \times_n \mathbf{A} \quad \Leftrightarrow \quad \mathbf{Y}_{(n)} = \mathbf{A} \mathbf{X}_{(n)} \quad (2)$$

The outer product of N vectors results in a *rank-1* tensor of order N , that is $\mathbf{a}_1 \circ \mathbf{a}_2 \circ \dots \circ \mathbf{a}_n = \underline{\mathbf{X}} \in \mathbb{R}^{I_1 \times I_2 \times \dots \times I_N}$ [23].

2.3 Higher Order Singular Value Decomposition

A generalisation of the principal component analysis (PCA) method to multidimensional data is called the Higher Order Singular Value Decomposition¹ (HOSVD), which is illustrated in Fig. 1. It factorises the original tensor into the core tensor, $\underline{\mathbf{G}}$, and a set of factor matrices, $\mathbf{A}, \mathbf{B}, \mathbf{C}$, whereby each factor matrix corresponds to a particular mode of the original tensor, that is

¹The HOSVD is a particular case of the Tucker Decomposition.

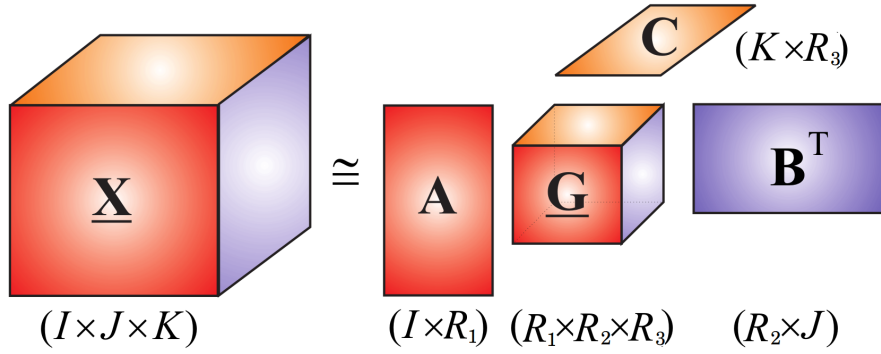


Figure 1: Graphical illustration of the HOSVD for a third order tensor $\underline{\mathbf{X}}$ into a small and dense core tensor $\underline{\mathbf{G}}$ and the corresponding factor matrices $\mathbf{A}, \mathbf{B}, \mathbf{C}$.

$$\begin{aligned}
\underline{\mathbf{X}} &= \sum_{r_a=1}^{R_a} \sum_{r_b=1}^{R_b} \sum_{r_c=1}^{R_c} \underline{\mathbf{X}}_{r_a r_b r_c} \\
&= \sum_{r_a=1}^{R_a} \sum_{r_b=1}^{R_b} \sum_{r_c=1}^{R_c} g_{r_a r_b r_c} \cdot \mathbf{a}_{r_a} \circ \mathbf{b}_{r_b} \circ \mathbf{c}_{r_c} \\
&= \underline{\mathbf{G}} \times_1 \mathbf{A} \times_2 \mathbf{B} \times_3 \mathbf{C} \\
&= \llbracket \underline{\mathbf{G}}; \mathbf{A}, \mathbf{B}, \mathbf{C} \rrbracket
\end{aligned} \tag{3}$$

Here, a 3-rd order tensor, $\underline{\mathbf{X}} \in \mathbb{R}^{I \times J \times K}$, is factorised into a much smaller and dense core tensor, $\underline{\mathbf{G}} \in \mathbb{R}^{R_a \times R_b \times R_c}$, and a set of orthogonal factor matrices, $\mathbf{A} \in \mathbb{R}^{I \times R_a}$, $\mathbf{B} \in \mathbb{R}^{J \times R_b}$, $\mathbf{C} \in \mathbb{R}^{K \times R_c}$. The computation of the HOSVD is straightforward and was originally proposed in [24]. At first, all factor matrices are computed as left singular matrices of all possible unfoldings of a tensor, to yield

$$\begin{aligned}
\underline{\mathbf{X}}_{(1)} &= \mathbf{A} \boldsymbol{\Sigma}_1 \mathbf{V}_1^T \\
\underline{\mathbf{X}}_{(2)} &= \mathbf{B} \boldsymbol{\Sigma}_2 \mathbf{V}_2^T \\
\underline{\mathbf{X}}_{(3)} &= \mathbf{C} \boldsymbol{\Sigma}_3 \mathbf{V}_3^T
\end{aligned} \tag{4}$$

Then, the core tensor is computed as a projection of the original tensor on the multimodal subspaces spanned by the factor matrices computed at the previous step, that is

$$\underline{\mathbf{G}} = \underline{\mathbf{X}} \times_1 \mathbf{A}^T \times_2 \mathbf{B}^T \times_3 \mathbf{C}^T \tag{5}$$

Given the significant redundancy when a tensor $\underline{\mathbf{X}}$ is unfolded along any mode, it is a common practice to use a truncated SVD in Eq. (4), performed by keeping only the first most significant R_a, R_b and R_c singular vectors of the corresponding matrices \mathbf{A}, \mathbf{B} and \mathbf{C} . For a general order- N tensor, the N -tuple (R_1, \dots, R_N) is called the *multi-linear rank* and provides flexibility and enables super-compression in the approximation of the original tensor. For our order-3 tensor in Eq. (3) the multilinear rank is therefore (R_a, R_b, R_c) .

3 Proposed TEL Framework

As described previously, current methods for generating ensembles of estimators rely on re-sampling the input data and/or using a set of different base classifiers for same data. Neither approach takes into account the original structure intrinsic to the data and the underlying multi-modal dependencies. To this end, we propose a natural learning framework for multi-way data, referred to as *tensor ensemble learning* (TEL), which enables ensemble construction based on direct application of multilinear analysis. In this way, the inherently rich structure of the input

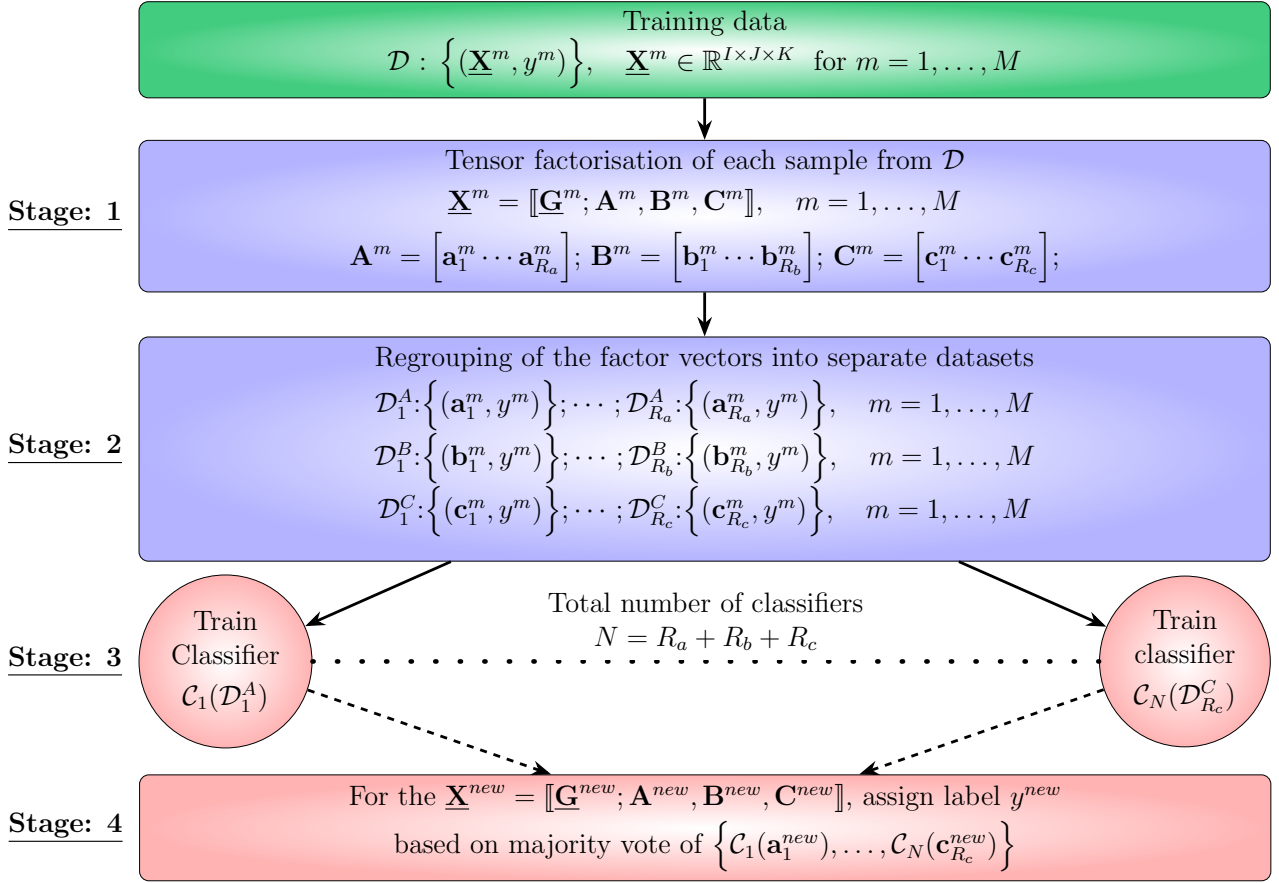


Figure 2: Tensor ensemble learning through the HOSVD with multi-linear rank (R_a, R_b, R_c) . All factor vectors of training samples, $\underline{\mathbf{X}}^m$, are reorganised into separate datasets, thus only requiring to train $N = R_a + R_b + R_c$ classifiers. At the final stage, a majority vote is used to classify a new unlabelled sample, $\underline{\mathbf{X}}^{new}$, achieved by aggregation of the individually learned knowledge about training data extrapolated to extracted latent components $\mathbf{a}_1^{new}, \dots, \mathbf{c}_{R_c}^{new}$.

samples is fully exploited which equips the framework with the ability to extract otherwise indistinguishable latent information from multidimensional data. The proposed TEL method comprises the four main stages:

Stage 1. Apply a tensor decomposition to each multidimensional sample from the training set in order to find latent components. Tensor decompositions that can be utilised at this stage include Canonical Polyadic Decomposition (CPD) [25], Higher Order Singular Value Decomposition (HOSVD) [24], Block Term Decomposition (BTD) [26] and the Tensor Train Decomposition (TT) [27–29].

Stage 2. Perform reorganisation of the components extracted in Stage 1 in order to generate multiple new datasets, each containing an incomplete information about the original sample. Given the different notions of existing tensor decompositions, there are multiple ways to accomplish this step.

Stage 3. Train an ensemble of base learners in order to generate a series of independent hypotheses about the underlying processes that govern the datasets constructed in Stage 2.

Stage 4. When facing a previously unseen data sample, aggregate the knowledge about its latent components based on the hypotheses from Stage 3. This can be achieved using any basic method, such as the weighted majority vote, or through more advanced machine learning algorithms.

Having established such a general framework of the tensor ensemble learning, we next demonstrate a successful implementation (depicted in Fig. 2) of the proposed concept in the context of supervised multi-class classification. For simplicity of presentation and ease of illustration we restrict ourselves to tensors of order 3. The solution in Section 3.1 can be straightforwardly generalised to tensors of any arbitrary order.

3.1 Tensor Ensemble Learning for Classification

Consider the problem of training a classifier using a dataset, \mathcal{D} , of M labelled samples, which are naturally multidimensional, and come from K distinct categories, that is

$$\mathcal{D} : \{(\underline{\mathbf{X}}^m, y^m)\}, \quad m = 1, \dots, M \quad (6)$$

Here, $y^m \in [1, K]$ is a label associated with the training sample $\underline{\mathbf{X}}^m \in \mathbb{R}^{I \times J \times K}$. Recall that an important assumption behind the success of ensemble learning is that the hypotheses from each base learner are independent. This can be enforced by providing uncorrelated datasets to every base learner. A tensor decomposition that guarantees such uncorrelated factors is the HOSVD. Therefore, an implementation of Stage 2 of the TEL framework using HOSVD with the multi-linear rank (R_a, R_b, R_c) yields the following representation of the original data set

$$\mathcal{D}' : \left\{ \left(\llbracket \underline{\mathbf{G}}^m; \mathbf{A}^m, \mathbf{B}^m, \mathbf{C}^m \rrbracket, y^m \right) \right\}, \quad m = 1, \dots, M \quad (7)$$

Here, the orthonormal factor matrices $\mathbf{A}^m \in \mathbb{R}^{I \times R_a}$, $\mathbf{B}^m \in \mathbb{R}^{J \times R_b}$, $\mathbf{C}^m \in \mathbb{R}^{K \times R_c}$ are uniquely defined by the corresponding column vectors $\mathbf{a}_{r_a}^m$, $\mathbf{b}_{r_b}^m$ and $\mathbf{c}_{r_c}^m$, where $r_a \in [1, R_a]$; $r_b \in [1, R_b]$ and $r_c \in [1, R_c]$. Thus, if a reorganisation is performed such that these factor vectors are considered by the base estimators independently, this would provide an ensemble learning framework which is practically feasible and yields enhanced performance after aggregation of the individual hypotheses. A detailed illustration of such reorganisation is given in Stage 2 of Fig. 2. Consequently, there are $N = R_a + R_b + R_c$ datasets which are separately fed into N base learners at the next stage. In this particular implementation of the TEL, the final stage is accomplished using a simple majority vote but other aggregation methods could be equally utilised.

To summarise, the proposed Tensor Ensemble Learning – Vector Independent (TELVI) estimator is a machine learning model that belongs to the TEL framework, whereby the resampling of the factor vectors is performed as depicted in Stage 2 of Fig. 2.

4 Simulations and Analysis

The proposed approach was employed for object classification from images within the benchmark ETH-80 dataset [30]. This dataset consists of 3280 colour images (128×128 pixels) from 8 categories: apple, car, cow, cup, dog, horse, pear, tomato. Each category contains 10 different objects with 41 views per object, spaced equally over the viewing hemisphere. Observe that the samples of ETH-80 dataset are inherently multidimensional since any colour (RGB) image can be represented as a three-dimensional array $pixel_X \times pixel_Y \times 3$. For the simulations we used `Scikit-Learn` [31], a highly optimised library of classical machine learning algorithms, while the computation of the HOSVD and implementation of the TELVI classifier² were implemented using our own recently developed Python software package for multidimensional data, `HOTTBOX`, publicly available at [32]. To assess performance of the proposed and classical approaches, we used a ratio of correctly categorised images to the total number of samples in the test set.

²Available within Jupyter notebooks and an alpha version of `HOTTBOX` on request.

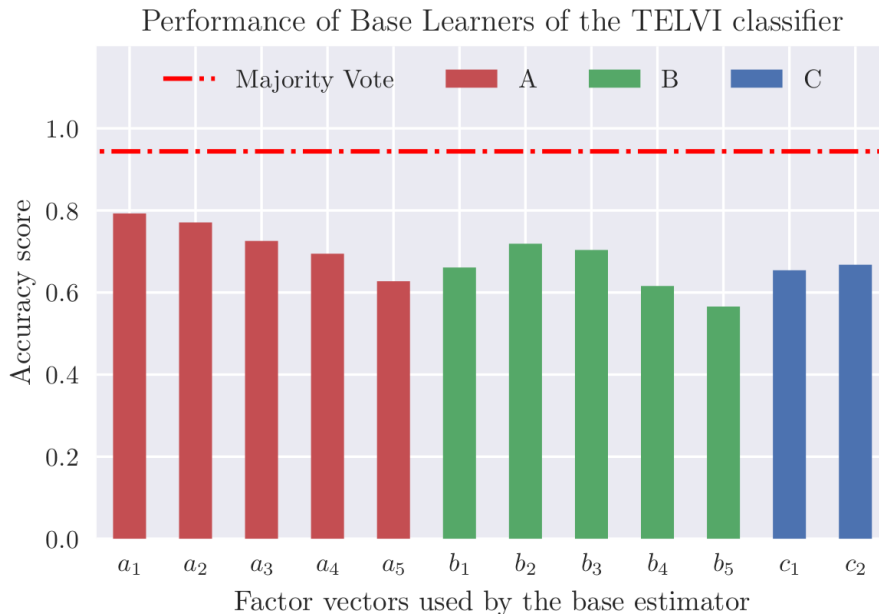


Figure 3: Performance of the employed base classifiers which were individually trained and used for prediction of a particular latent component from factor matrices **A**, **B** and **C**, computed through HOSVD.

Prior to comparing the overall performances of the TELVI and Bagging approaches, classification accuracy scores of each chosen base classifier within the TELVI were computed in order to establish the behavioural correspondence between this implementation of TEL framework and classical ensemble learning. The classification pipeline for the TELVI classifier begins with splitting the images from the ETH-80 dataset into the training and test sets. This was followed by extracting the latent components from each image individually with the use of the HOSVD algorithm for the multi-linear rank $(5, 5, 2)$. The latter should be treated as the hyperparameter of the TELVI classifier. In our simulations, its values were chosen so as to give the optimal ratio between the compression rate and the approximation error of a particular tensor decomposition across all images. Next, the factor components of images from the training set were regrouped (as illustrated in Stage 2 of Fig. 2) into 12 new training datasets, thus requiring a total of 12 independent base learners to be employed. After each base classifier had been trained, the TELVI classifier was ready to assign labels for the test samples that would undergo the same “preprocessing” steps (decomposing a test sample through HOSVD with multi-linear rank $(5, 5, 2)$ and regrouping obtained components). Finally, a label was assigned based on the majority vote over a list of labels produced by the base classifiers.

Fig. 3 shows the individual test performance of each base classifier (Support Vector Machine with the polynomial kernel) trained with 50% of the original dataset. Observe that none of the base classifiers exhibited strong performance on the training set, with the highest reaching 80%. However, when the individual classifiers were combined through a majority vote, the accuracy score of 94% was achieved. This is significantly higher than for any of the base estimators and provides a conclusive evidence that the TELVI classifier operates in a manner similar to classic ensemble learning approaches.

Next, the proposed method was rigorously assessed against the Bagging approach through four experiments. The images from the ETH-80 dataset were randomly split into the training and test data with the size of training proportion ranging from 10% to 70% of all available samples. In each experiment, all base learners of both TELVI and Bagging classifiers used the same machine learning algorithm: Support Vector Machines with both the Gaussian (SVM-RBF) and polynomial (SVM-POLY) kernel, Decision Trees (TREE) and K-nearest neighbours

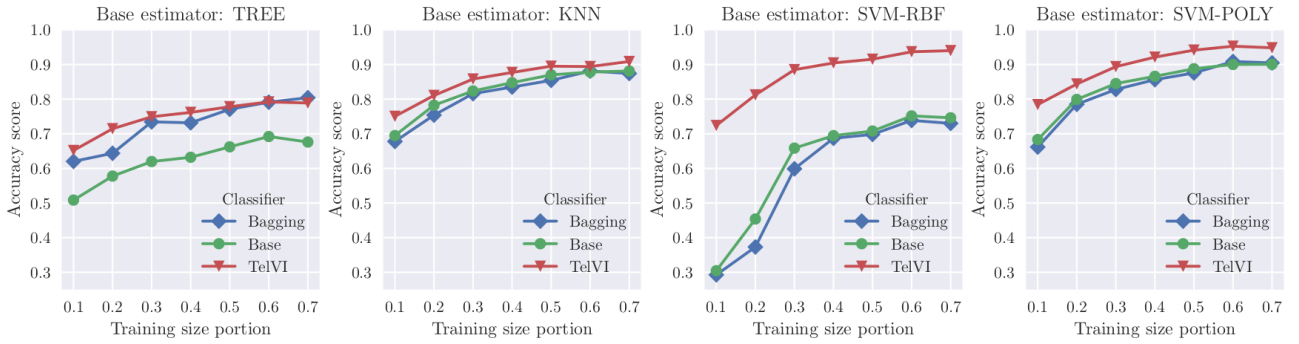


Figure 4: Comparison of the overall test performance for Bagging and TELVI approaches on the ETH-80 dataset, illustrated as a function of the proportion of training size portion and across a variety of classification algorithms used as the base estimators.

(KNN). Hyperparameters were tuned based on an exhaustive grid search with the 5-fold cross validation of the training data. The classification pipeline for the TELVI remained the same as described above. Recall that Bagging approach requires to start with the vectorisation of all samples from the training and test data. Given the large number of features, dimensionality reduction through Principal Component Analysis (PCA) was used to reduce computational complexity during the training stage. For fair comparison, the Bagging classifier also utilised 12 base learners that were combined by virtue of the majority vote.

The results of this set of experiments are presented in Fig. 4. Observe that TEL approach achieved significantly increased classification rates, independent of the nature of the particular base estimator at hand, with the highest scores reaching 95% for SVM-POLY, while Bagging performed at around the same level as the base classifier, except for the Decision Tree. This conclusively demonstrates that, even when resampling with replacement did not provide the desired increase in the performance, exploiting the inherent structure within the data is a promising way to create a series of datasets as a data manipulation part of ensemble learning.

5 Conclusion

We have introduced tensor ensemble learning (TEL) as a novel framework for generating ensembles of base estimators for multidimensional data. This has been achieved by virtue of tensor decompositions thus making TEL highly parallelisable and suitable for large-scale problems. As one of the possible implementations of TEL, we have presented the TELVI algorithm that has been derived in accordance with the definition of classical ensemble learning. The conducted simulations have shown that when compared with the popular approach of *bootstrap aggregating*, TELVI is capable of improving test performance of a multi-class image classification task. This success is partially due to its ability to obtain uncorrelated surrogate datasets that are generated by HOSVD and partially owing to the dimensionality reduction inherent to tensor decompositions which takes into account the original structure of the data.

References

- [1] T. G. Dietterich, “Ensemble methods in machine learning,” *In Proceedings of International Workshop on Multiple Classifier Systems*, pp. 1–15, 2000.
- [2] T. G. Dietterich, “An experimental comparison of three methods for constructing ensembles of decision trees: Bagging, boosting, and randomization,” *Machine Learning*, vol. 40, no. 2, pp. 139–157, 2000.
- [3] D. Opitz and R. Maclin, “Popular ensemble methods: An empirical study,” *Journal of Artificial Intelligence Research*, vol. 11, pp. 169–198, 1999.
- [4] S. Džeroski and B. Ženko, “Is combining classifiers with stacking better than selecting the best one?,” *Machine Learning*, vol. 54, no. 3, pp. 255–273, 2004.
- [5] Y. Koren, “The BellKor solution to the Netflix grand prize,” *Netflix Prize Documentation*, vol. 81, pp. 1–10, 2009.
- [6] R. E. Schapire, “The strength of weak learnability,” *Machine Learning*, vol. 5, no. 2, pp. 197–227, 1990.
- [7] Y. Freund and R. E. Schapire, “A decision-theoretic generalization of on-line learning and an application to boosting,” *Journal of Computer and System Sciences*, vol. 55, no. 1, pp. 119–139, 1997.
- [8] D. H. Wolpert, “Stacked generalization,” *Neural Networks*, vol. 5, no. 2, pp. 241–259, 1992.
- [9] L. Breiman, “Bagging predictors,” *Machine Learning*, vol. 24, no. 2, pp. 123–140, 1996.
- [10] A. Liaw, M. Wiener, and *et al.*, “Classification and regression by randomForest,” *R News*, vol. 2, no. 3, pp. 18–22, 2002.
- [11] A. Cichocki, D. P. Mandic, L. De Lathauwer, G. Zhou, Q. Zhao, C. Caiafa, and H. A. Phan, “Tensor decompositions for signal processing applications: From two-way to multiway component analysis,” *IEEE Signal Processing Magazine*, vol. 32, no. 2, pp. 145–163, 2015.
- [12] W. K. Wong, Z. Lai, Y. Xu, J. Wen, and C. P. Ho, “Joint tensor feature analysis for visual object recognition,” *IEEE Transactions on Cybernetics*, vol. 45, no. 11, pp. 2425–2436, 2015.
- [13] I. Kisił, G. G. Calvi, A. Cichocki, and D. P. Mandic, “Common and individual feature extraction using tensor decompositions: A remedy for the curse of dimensionality?,” *In Proceedings of the IEEE International Conference on Acoustics, Speech and Signal Processing (ICASSP)*, pp. 6299–6303, 2018.
- [14] E. Acar, M. A. Rasmussen, F. Savorani, T. Næs, and R. Bro, “Understanding data fusion within the framework of coupled matrix and tensor factorizations,” *Chemometrics and Intelligent Laboratory Systems*, vol. 129, pp. 53–63, 2013.
- [15] G. G. Calvi, I. Kisił, and D. P. Mandic, “Feature fusion via tensor network summation,” *In Proceedings of the 26th European Signal Processing Conference (EUSIPCO)*, p. TBA, 2018.
- [16] H. Fanaee-T and J. Gama, “Tensor-based anomaly detection: An interdisciplinary survey,” *Knowledge-Based Systems*, vol. 98, pp. 130–147, 2016.

- [17] A. Phan and A. Cichocki, “Tensor decompositions for feature extraction and classification of high dimensional datasets,” *Nonlinear Theory and its Applications*, vol. 1, no. 1, pp. 37–68, 2010.
- [18] R. Zink, B. Hunyadi, S. Van Huffel, and M. De Vos, “Tensor-based classification of an auditory mobile BCI without a subject-specific calibration phase,” *Journal of Neural Engineering*, vol. 13, no. 2, pp. 1–10, 2016.
- [19] V. Kumar and S. Minz, “Multi-view ensemble learning: An optimal feature set partitioning for high-dimensional data classification,” *Knowledge and Information Systems*, vol. 49, no. 1, pp. 1–59, 2016.
- [20] Q. Zhang and S. Sun, “Multiple-view multiple-learner active learning,” *Pattern Recognition*, vol. 43, no. 9, pp. 3113–3119, 2010.
- [21] S. Sun and Q. Zhang, “Multiple-view multiple-learner semi-supervised learning,” *Neural Processing Letters*, vol. 34, no. 3, pp. 229, 2011.
- [22] L. Lam and S. Suen, “Application of majority voting to pattern recognition: An analysis of its behaviour and performance,” *IEEE Transactions on Systems, Man, and Cybernetics – Part A: Systems and Humans*, vol. 27, no. 5, pp. 553–568, 1997.
- [23] T. G. Kolda and B. W. Bader, “Tensor decompositions and applications,” *SIAM Review*, vol. 51, no. 3, pp. 455–500, 2009.
- [24] L. De Lathauwer, B. De Moor, and J. Vandewalle, “A multilinear singular value decomposition,” *SIAM Journal on Matrix Analysis and Applications*, vol. 21, no. 4, pp. 1253–1278, 2000.
- [25] H. A. Kiers and I. V. Mechelen, “Three-way component analysis: Principles and illustrative application,” *Psychological Methods*, vol. 6, no. 1, pp. 84–110, 2001.
- [26] L. De Lathauwer, “Decompositions of a higher-order tensor in block terms. Part II: Definitions and uniqueness,” *SIAM Journal on Matrix Analysis and Applications*, vol. 30, no. 3, pp. 1033–1066, 2008.
- [27] I. Oseledets, “Tensor-train decomposition,” *SIAM Journal on Scientific Computing*, vol. 33, no. 5, pp. 2295–2317, 2011.
- [28] A. Cichocki, N. Lee, I. Oseledets, A. H. Phan, Q. Zhao, and D. P. Mandic, “Tensor networks for dimensionality reduction and large-scale optimization. Part 1: Low-rank tensor decompositions,” *Foundations and Trends in Machine Learning*, vol. 9, no. 4-5, pp. 249–429, 2016.
- [29] A. Cichocki, A. H. Phan, Q. Zhao, N. Lee, I. Oseledets, M. Sugiyama, and D. P. Mandic, “Tensor networks for dimensionality reduction and large-scale optimization. Part 2: Applications and future perspectives,” *Foundations and Trends in Machine Learning*, vol. 9, no. 6, pp. 431–673, 2017.
- [30] B. Leibe and B. Schiele, “Analyzing appearance and contour based methods for object categorization,” *In Proceedings of the IEEE Computer Society Conference on Computer Vision and Pattern Recognition (CVPR)*, vol. 2, pp. 409–415, 2003.

- [31] F. Pedregosa, G. Varoquaux, A. Gramfort, V. Michel, B. Thirion, O. Grisel, M. Blondel, P. Prettenhofer, R. Weiss, V. Dubourg, J. Vanderplas, A. Passos, D. Cournapeau, M. Brucher, M. Perrot, and E. Duchesnay, “Scikit-learn: Machine learning in python ,” *Journal of Machine Learning Research*, vol. 12, pp. 2825–2830, 2011.
- [32] I. Kisil, A. Moniri, G. G. Calvi, B. Scalzo Dees, and D. P. Mandic, “HOTTBOX: Higher Order Tensors ToolBOX,” <https://github.com/hottbox>.