

Endowing Λ with a dynamic nature: constraints in a spatially curved Universe

Christine R. Farrugia,^{1,*} Joseph Sultana,^{1,†} and Jurgen Mifsud^{2,3,‡}

¹*Department of Mathematics, Faculty of Science, University of Malta, Msida MSD 2080, Malta*

²*Consortium for Fundamental Physics, School of Mathematics and Statistics,
University of Sheffield, Hounsfield Road, Sheffield S3 7RH, UK*

³*Korea Astronomy and Space Science Institute, 776 Daedeokdae-ro, Yuseong-gu, Daejeon 34055, Republic of Korea*

(Dated: June 9, 2020)

In this study, we consider three dark energy models in which Λ is not constant, but has a dynamic nature that depends on the Hubble parameter H and/or its time derivative \dot{H} . We analyze the generalized running vacuum model, for which $\Lambda(H) = A + BH^2 + C\dot{H}$, along with the two models obtained by setting B or C equal to zero. A null value for C yields the classical running vacuum model (RVM), while $B = 0$ corresponds to what we term the generalized running vacuum sub-case, or GRVS. Our main aim is to investigate whether these models can accommodate non-zero spatial curvature. To this end, we carry out a Markov Chain Monte Carlo analysis using data for the observables associated with Type-Ia supernovae, cosmic chronometers, the cosmic microwave background and baryon acoustic oscillations, as well as two values for the Hubble constant. Then we include data relating to the growth of large-scale structure (LSS) and repeat the procedure. Our results indicate that taking LSS observations into account helps to tighten constraints and determine a definite sign for the model parameters. In the case of the RVM and GRVS, the addition of growth data results in dynamical vacuum energy being preferred to a cosmological constant at a little over 1σ . This happens in both the flat and non-flat scenarios – there are only a few exceptions – but comes at the cost of an extra parameter which can degrade the performance of the models (as assessed by model selection criteria). Of special relevance is the fact that the inclusion of LSS data appears to increase compatibility with a flat geometry. It also brings the constraints on the Hubble constant closer to the range of values established by *Planck*.

I. INTRODUCTION

Twenty years after the scientific community collectively acknowledged the existence of dark energy, its nature is still as elusive as ever. This despite the plethora of models that have been put forward [1, 2] in an attempt to explain why the Universe seems to be expanding at an accelerated rate [3–5], the phenomenon that first brought dark energy – whose negative pressure is supposed to be responsible for the said acceleration – to the forefront of cosmological research.

The initial tentative explanation of dark energy took the form of a cosmological constant Λ included in the field equations that underlie General Relativity. This is not to say that the concept of a cosmological constant emerged two decades ago. Indeed, Λ had been introduced into General Relativity by Einstein himself to ensure a quasi-static distribution of matter [6]. Once the Universe was discovered to be expanding at an increasing rate, however, Λ seemed to provide the means by which cosmic acceleration could be accounted for [3, 7]. The resulting cosmology is known as Λ CDM (Λ +Cold Dark Matter). In it, the role of dark energy is played by the energy of the vacuum, whose density is hypothesized to remain constant as the Universe expands. Consequently, it begins to dominate the energy budget of the cosmos

when the densities of matter and radiation have been sufficiently diluted.

Λ CDM is arguably still the most popular among the many dark energy models that have been proposed. Most of these can be classified as either modified matter or modified gravity models [2]; the former explain the accelerated expansion of the Universe by introducing a new matter component with negative pressure, such as a scalar field. On the other hand, modified gravity models are based on the view that dark energy is a relic of the inaccuracies in the Λ CDM description of the space-time geometry. As yet, however, the available evidence is not sufficient for Λ CDM to be discarded in favor of one of the alternatives [8, 9]. And for good reason: theoretically, its framework is appealingly simple, and when it comes to observations, Λ CDM has not only turned out to be compatible with local gravity constraints [10, 11], but it also successfully predicted the baryon acoustic oscillations (BAOs) imprint on galaxy clustering [12] and the existence of gravitational waves [13]. Additionally, it can properly describe the cosmology at the redshifts probed by cosmic microwave background (CMB) data [14–16]. This list is by no means complete, but it serves to illustrate why Λ CDM is considered the standard model of cosmology. On the other hand, it has a number of shortcomings that cannot be overlooked, prominent among which are the cosmic coincidence and smallness problems [17]. Another case in point is the tension between the local value of the Hubble constant [18] and the result obtained by the *Planck* collaboration [14] in the context of a Λ CDM cosmology. There is also the challenge posed

* christine.r.farrugia@um.edu.mt

† joseph.sultana@um.edu.mt

‡ jurgenmifsud@kasi.re.kr

by the ‘small-scale crisis’ (see Ref. [19] and works cited therein), which refers to the discrepancies between sub-galactic-scale observations and the predictions resulting from N -body simulations of structure formation in the standard model.

A sound alternative model of dark energy, therefore, is expected to emulate the successes of Λ CDM while bridging the existing gaps between theory and observation (or some of them, at least). Consequently, such models should mimic Λ CDM at the high redshifts where it is well-tested by CMB data, and give a comparable expansion history at low redshifts, albeit without invoking a true cosmological constant [20]. Furthermore, on Solar-System scales their behavior must be in accordance with experimentally-supported General Relativistic predictions [21]. One way of achieving this is by means of screening mechanisms, which depend on the density contrast between the local environment and the cosmic fluid to suppress small-scale deviations from the standard model (see, for instance, Ref. [22] and works cited therein).

In view of all this, and keeping in mind that the successes of Λ CDM have not been eclipsed, the simplest – and perhaps most natural – extension of the standard model is a scenario characterized by a mildly-evolving cosmological ‘constant’. We therefore consider three dynamical- Λ models: the Running Vacuum Model (RVM), in which Λ varies with the Hubble parameter H according to the relation $\Lambda(H) = A + BH^2$ (A and B being constants), a generalization of the RVM (GRVM) with $\Lambda(H) = A + BH^2 + C(dH/dt)$, where t is cosmic time and C another constant, and a second sub-case of the GRVM: $\Lambda(H) = A + C(dH/dt)$. We shall refer to the last as the ‘generalized running vacuum sub-case’, or GRVS. The GRVM and RVM were introduced in Refs. [23] and [24], respectively, and have been analyzed in works such as Refs. [23, 25–28] and [29], while the GRVS was investigated in Ref. [30] as a model with a variable dark energy equation-of-state parameter.

These models are especially appealing due to the fact that they are motivated by Quantum Field Theory (QFT) considerations [31–35]. Additionally, the RVM can properly account for cosmic dynamics at both the linear perturbation and background levels [29] – and in certain cases has been shown to outperform Λ CDM [26, 36–38]. Likewise, the GRVM is compatible with observations [23, 25, 30], and it, too, has been reported to receive greater support from cosmological data than Λ CDM [38]. There is also the fact that both the RVM and GRVM appear to provide a better fit to structure formation data [26, 36, 38].

To our knowledge, however, the GRVM, RVM and GRVS [with $\Lambda(H)$ taking the exact forms specified above] have not been analyzed in the context of a spatially curved space-time – although extended versions have, as discussed in subsection II A. Indeed, a great number of works in the literature are based on the premise of spatial flatness. We find this practice rather concern-

ing, because although it is true that observational data appears to favor a flat geometry, the evidence comes mainly from studies which assume a flat Λ CDM cosmology [14, 16, 39, 40]. Our primary aim, therefore, will be to investigate whether the GRVM, RVM and GRVS can accommodate spatial curvature while remaining compatible with the data available. To this end, we will briefly introduce dynamical- Λ models in section II, with special emphasis on the ones we shall be considering. The relevant likelihoods and statistics are reviewed in section III, while results are presented and discussed in section IV and the study is concluded in section V. We use units in which $c = 8\pi G/3 = 1$.

II. DYNAMICAL- Λ MODELS

The literature contains many examples of models in which dynamical dark energy takes the form of a varying Λ . In most cases, Λ is allowed to have a large value at early times, and this then decays to the much smaller one observed at present. Therefore, such models go some way in addressing the smallness problem [41–43], which refers to the fact that in Λ CDM, the observed value of ρ_Λ (where ρ_Λ is the vacuum energy density) happens to be around a factor of 10^{120} smaller than the theoretical estimate [17].

Endowing Λ with a dynamic nature may be achieved in two ways. One can either model Λ as an explicit function of time, or else take an implicit approach and express it in terms of appropriate cosmic parameters. In the former case, the most popular choice is undoubtedly the inverse power relation given by¹ $\Lambda(t) \propto t^{-n}$. The inverse power-law model features in works such as Refs. [44–48] – the list is by no means exhaustive – and has additionally been investigated in differing scenarios, including a Bianchi Type-I cosmology with variable gravitational coupling [49] and the Brans-Dicke (BD) theory [50, 51]. Albeit less popular, exponential decay has also been proposed [42, 52].

In the category of implicit time dependence, one finds studies in which Λ is a function of the scale factor a , with expressions such as $\Lambda(a) = Aa^n + Ba^m$ [53–56] and $\Lambda(a) = A + Ba^{-n}$, $A \neq 0$ [57]. Models having $\Lambda(a) \propto a^{-n}$ are very popular – the reader is referred to Refs. [58–62] – and under certain conditions may be seen as equivalent to standard cosmology with matter, radiation and an additional component: an exotic fluid characterized by an equation of state parameter $w = n/3 - 1$ [63]. The case $n = 2$ is of particular interest. It may not only have its foundations in quantum cosmology [64], but has also been shown – in the framework of a closed geometry – to result from the assumption that the energy density of the

¹ The parameters n , m , A and B shall henceforth represent constants.

Universe is equal to its critical value at all times, not just at present [65]. This assumption would ensure that the current epoch is not special in any way and effectively solve the cosmic coincidence problem.

Another notable study is Ref. [66]. Here, the authors present a model in which the vacuum couples with radiation (during the radiation-dominated epoch), and has an associated energy density that scales as $a^{-4(1-x)}$, where x depends on the balance between the energy densities of radiation and dark energy. Meanwhile, the innovative approach detailed in Ref. [67] is based on the ansatz that the energy density of cold dark matter (CDM) varies as a^{-3+y} , rather than the customary a^{-3} . The small positive constant y results from the interaction with dark energy and quantifies the decrease in the rate at which CDM gets diluted. It is interesting to note that provided² $\Omega_m^0 \geq 0.2$ and $n \geq 1.6$, spatially flat cosmologies having $\Lambda(a) \propto a^{-n}$ show consistency with lensing data [63].

A third popular class of expressions for Λ is based on the Hubble parameter H and functions thereof. Prominent among these is again the power law: $\Lambda(H) \propto H^n$ [56, 58, 68–71]. Other interesting possibilities include combinations of H or H^n with either a^m [55, 59] or dH/dt , or even the total energy density [72]. A case in point is the entropic acceleration model [73]. This model is characterized by an entropic force which acts at the apparent horizon of the Universe,³ and which behaves essentially like a dark energy component whose density varies as $A(dH/dt) + BH^2$ ($B \neq 0$) in flat space. According to the authors of Ref. [74], however, the entropic model is problematic in that the sign of its deceleration parameter never changes. Additionally, the possibility that it describes the late-time behavior of a more complete model is ruled out by its failure to reconcile recent cosmic growth data with an accelerated expansion [74]. An alternative entropic model in which $\Lambda(H) = AH + BH^2$ also has this shortcoming, while putting $\Lambda(H) \propto H$ results in a scenario that is disqualified by CMB data [74]. It has in fact been proposed that when $\Lambda(H)$ is a simple function of terms from the set $\{H, dH/dt, H^2\}$, the addition of a constant to the said function is crucial to get a valid model [74].

A. The Generalized Running Vacuum Model

The inspiration for the GRVM comes from the interpretation of Λ as a running parameter in the curved space-time version of QFT. The associated energy density, ρ_Λ , is thus expected to evolve according to a renor-

malization group equation of the form [75]

$$\frac{d\rho_\Lambda}{d \ln \beta} = \frac{1}{(4\pi)^2} \sum_{n=1}^{\infty} S_n \beta^{2n}, \quad (1)$$

where the dynamical variable β represents some characteristic infrared-cutoff scale. In a cosmological context, the role of β may be played by the Hubble parameter H , since the latter is of the order of the energy scale associated with the Friedmann-Lemaître-Robertson-Walker (FLRW) cosmology [25]. We furthermore note that the coefficients S_n result from loop contributions of fields having different masses and spins [75]. Meanwhile, the absence of odd powers of β reflects the general covariance of the effective action [25, 76].

Given that $\beta \sim H$, the small present-day value of H ($\sim 10^{-27} \text{ m}^{-1}$) implies that terms in Eq. (1) with $n \geq 2$ would be suppressed in the current epoch. An expression for ρ_Λ (henceforth $\rho_{\Lambda(H)}$) may hence be obtained by integrating the remaining term on the right-hand side. One gets the relation $(4\pi)^2 \rho_{\Lambda(H)} = S_0 + S_1 \beta^2/2$, with S_0 denoting the constant of integration. Consequently, if β^2 is identified with a linear combination of⁴ H^2 and dH/dt , the expression for $\rho_{\Lambda(H)}$ becomes $(4\pi)^2 \rho_{\Lambda(H)} = S_0 + \tilde{S}_2 H^2 + \tilde{S}_3 (dH/dt)$, where \tilde{S}_2 and \tilde{S}_3 are constants [25].

In conclusion, we shall be investigating a model in which the cosmological constant is replaced with

$$\Lambda(H) = A + BH^2 + C\dot{H}. \quad (2)$$

The leading constant and the coefficients of H^2 and \dot{H} have been written as A , B and C for the sake of simplicity, B and C being dimensionless and A having units of length^{-2} . An overdot denotes differentiation with respect to cosmic time t . The model specified by Eq. (2) is none other than the GRVM, introduced in section I – the RVM and GRVS follow as special cases by setting $C = 0$ and $B = 0$, respectively. One notes that $\Lambda(H)$ is not an *explicit* function of time (the dependence on t is established implicitly, via H) and it is in fact this property that the name ‘running vacuum model’ is meant to reflect [25].

The dynamic nature of $\Lambda(H)$ means that the Bianchi identity may be satisfied in one of two ways [38, 77, 78]. Let us see how such a possibility comes about. If we restore the constant $8\pi G/3$ and do not incorporate $\Lambda(H)$ into the energy-momentum tensor $T_{\mu\nu}$, Einstein’s field equations read

$$G_{\mu\nu} = 8\pi G T_{\mu\nu} - \Lambda(H) g_{\mu\nu}, \quad (3)$$

so that the twice-contracted Bianchi identity, $\nabla^\mu G_{\mu\nu} = 0$ [79] ($G_{\mu\nu}$ being the Einstein tensor), implies that

$$\nabla^\mu (8\pi G T_{\mu\nu}) = g_{\mu\nu} \nabla^\mu \Lambda(H), \quad (4)$$

² Ω_m^0 denotes the current value of the matter density parameter.

³ The apparent horizon is determined by the quantity $(H^2 + k/a^2)^{-1/2}$, where k is the spatial curvature parameter and a the scale factor, both in normalized form [73]. In the absence of spatial curvature, the apparent and Hubble horizons are equivalent.

⁴ These two quantities represent independent degrees of freedom [23].

where we have made use of the fact that ∇_μ is constructed from a metric-compatible connection (i.e. $\nabla^\rho g_{\mu\nu} = 0$ at all points) [79]. In the presence of a time-varying G , $T_{\mu\nu}$ may be conserved separately, in which case the above equation becomes $8\pi T_{\mu\nu} \nabla^\mu G(t) = g_{\mu\nu} \nabla^\mu \Lambda(H)$. If G is constant, however, the Bianchi identity requires that $8\pi G \nabla^\mu T_{\mu\nu} = g_{\mu\nu} \nabla^\mu \Lambda(H)$. In other words, we have the choice of either a ‘running’ gravitational coupling $G(t)$ or of energy transfer between the vacuum and any other component/s of the cosmic fluid (combinations of the two options are also possible). We shall take the constant- G approach. Assuming that the densities of baryonic matter and radiation evolve as in the standard model, it may be deduced that dark energy interacts with cold dark matter (whose energy density is denoted by ρ_{cdm}) according to the equation

$$\dot{\rho}_{\text{cdm}} + 3H\rho_{\text{cdm}} = -\dot{\rho}_{\Lambda(H)}. \quad (5)$$

In the system of units with $c = 8\pi G/3 = 1$, $\rho_{\Lambda(H)} = \Lambda(H)/3$, and hence Eq. (2) translates into

$$\rho_{\Lambda(H)} = \frac{1}{3} (A + BH^2 + C\dot{H}), \quad (6)$$

which, when inserted into Eq. (5), yields the relation

$$\dot{\rho}_{\text{cdm}} = -\frac{1}{3} \left[H (9\rho_{\text{cdm}} + 2B\dot{H}) + C\ddot{H} \right]. \quad (7)$$

To obtain an expression for \dot{H} , we use Eq. (2) with the

second Friedmann equation. The latter reads as follows:

$$\dot{H} + H^2 = -\frac{1}{2}(\rho + 3p) + \frac{\Lambda(H)}{3}. \quad (8)$$

Here, ρ denotes the sum of the energy densities of cold dark matter (ρ_{cdm}), baryons (ρ_{b}) and radiation (ρ_{r}), while p represents the total of the corresponding pressures. Dark energy is modeled with an equation of state parameter $w_{\Lambda(H)}$ fixed at -1 , as in ΛCDM . If $w_{\Lambda(H)}$ is instead allowed to vary, it would be possible for dark energy to be conserved independently of the other cosmic components. Such a scenario has been investigated in Ref. [30].

As stated previously, it is assumed that neither radiation (i.e. photons and massless neutrinos) nor baryons interact with dark energy. Consequently, cosmic expansion dilutes the respective energy densities in accordance with the familiar ΛCDM relations:

$$\rho_{\text{b}} = \rho_{\text{b}}^0 a^{-3}, \quad \rho_{\text{r}} = \rho_{\text{r}}^0 a^{-4}, \quad (9)$$

a being the normalized scale factor. A 0-superscript indicates present-day quantities.

Let us now return to Eq. (8). It provides us with an expression for \dot{H} , and we proceed by differentiating it with respect to t to find \ddot{H} . Then we substitute for the first and second time derivatives of H in Eq. (7), getting that

$$\left\{ \frac{3}{2}(C-2)(C-3)\rho'_{\text{cdm}}(a)a + 3[9-B+C(C-5)]\rho_{\text{cdm}} - \frac{3}{2}[2B+(C-5)C]\rho_{\text{b}}^0 a^{-3} - 2[3B+C(2C-9)]\rho_{\text{r}}^0 a^{-4} + 2(B-C)[A+(B-3)H^2] \right\} \frac{1}{(C-3)^2} = 0, \quad (10)$$

where a prime denotes differentiation with respect to the argument and we have replaced d/dt with $aH(d/da)$. The next step is to solve the differential equation (10), but before attempting to do so, the Hubble parameter must be expressed in terms of a . To this end, we make use of the Friedmann equation:

$$H^2 = \rho_{\text{cdm}} + \rho_{\text{b}} + \rho_{\text{r}} + \rho_{\Lambda(H)} - \kappa a^{-2}. \quad (11)$$

Here, κ represents the curvature of the spatial hypersurfaces in an FLRW Universe. It is a scaled version of the normalized curvature parameter k , and is defined as the ratio of k to R_0^2 , R_0 being the value that the (non-normalized) scale factor R takes at present.

The energy densities in Eq. (11) may be replaced with the corresponding relations given by Eqs. (6) and (9). This allows us to determine H as a function of a :

$$H = \frac{[3(C-2)\rho_{\text{cdm}}a^4 + 3(C-2)\rho_{\text{b}}^0 a + 2(2C-3)\rho_{\text{r}}^0 - 2(C-3)\kappa a^2 - 2Aa^4]^{1/2}}{a^2 \sqrt{2(B-3)}}. \quad (12)$$

Inserting the above into Eq. (10) yields the final version of Eq. (5):

$$3(C-2)\rho'_{\text{cdm}}(a)a + 6(B-3)\rho_{\text{cdm}} + 3(2B-3C)\rho_{\text{b}}^0 a^{-3} + 8(B-2C)\rho_{\text{r}}^0 a^{-4} - 4(B-C)\kappa a^{-2} = 0, \quad (13)$$

which can readily be solved for ρ_{cdm} . We find that

$$\rho_{\text{cdm}} = H_0^2 \left[a^{\frac{2(3-B)}{C-2}} \Omega_{\text{cdm}}^0 - \left(a^{-3} - a^{\frac{2(3-B)}{C-2}} \right) \Omega_{\text{b}}^0 - \frac{4(B-2C)}{3(B-2C+1)} \left(a^{-4} - a^{\frac{2(3-B)}{C-2}} \right) \Omega_{\text{r}}^0 - \frac{2(B-C)}{3(B-C-1)} \left(a^{-2} - a^{\frac{2(3-B)}{C-2}} \right) \Omega_{\text{k}}^0 \right]. \quad (14)$$

In the above equation, H_0 is the Hubble constant, and we have utilized the fact that each energy density ρ_i has an associated density parameter Ω_i , defined as the ratio of ρ_i to⁵ the critical energy density ρ_c . In the unit system we have adopted, $\rho_c = H^2$, and hence $\Omega_i = \rho_i/H^2$.

Now we require an expression for $\rho_{\Lambda(H)}$. Equipped with Eq. (14), we first eliminate ρ_{cdm} from Eq. (12). Next, Eq. (14) is used in conjunction with Eq. (9), the up-

dated version of Eq. (12), and Eq. (2); they are inserted into Eq. (8) to find an expression for \dot{H} . In all cases, we write the energy densities in terms of the current values of the density parameters. Finally, we substitute for H [Eq. (12)] and \dot{H} in Eq. (6), which consequently takes the form

$$\rho_{\Lambda(H)} = \left\{ \frac{(2B-3C)}{2(B-3)} \left(1 - a^{\frac{2(3-B)}{C-2}} \right) (\Omega_{\text{cdm}}^0 + \Omega_{\text{b}}^0) + \frac{B-2C}{3(B-3)(B-2C+1)} \left[(B-3)a^{-4} + 2(3C-2B)a^{\frac{2(3-B)}{C-2}} + 3(B-2C+1) \right] \Omega_{\text{r}}^0 - \frac{(B-C)}{3(B-3)(B-C-1)} \left[(B-3)a^{-2} + (2B-3C)a^{\frac{2(3-B)}{C-2}} - 3(B-C-1) \right] \Omega_{\text{k}}^0 + \Omega_{\Lambda(H)}^0 \right\} H_0^2. \quad (15)$$

The requirement that $\rho_{\Lambda(H)}$ is currently equal to $H_0^2 \Omega_{\Lambda(H)}^0$ has been used to fix the value of A at $H_0^2 \left(3\Omega_{\Lambda(H)}^0 - B \right)$.

A few comments about the role of spatial curvature are in order before we proceed. In Ref. [43], the RVM is represented as the late-time limit of a model that can describe the complete cosmic history. Its generalized version takes spatial curvature into account [80], and is based on the following expression for Λ :

$$\Lambda(H, a) = \Lambda_{\infty} + 3\nu \left(H^2 - H_{\text{F}}^2 + \frac{\kappa}{a^2} \right) + 3\tau \left(\frac{H}{H_{\text{I}}} \right)^n \left(H^2 + \frac{\kappa}{a^2} \right), \quad (16)$$

where the integer n satisfies $n \geq 1$ [43] and Λ_{∞} is the limit of $\Lambda(H, a)$ as $a \rightarrow \infty$. H_{I} and H_{F} stand for the Hubble parameter in two different epochs. The former characterizes inflation, while the latter denotes the ‘final’ value of H (or the limit of H as $a \rightarrow \infty$) [80]. Lastly,

ν and τ correspond to dimensionless constants [80]. The quantity 3ν is the counterpart of the model parameter B we have introduced in Eq. (2).

The reason why we limit ourselves to the RVM, instead of analyzing the extended version just described, is twofold. Firstly, H is expected to be already much smaller than H_{I} at the start of the adiabatic radiation phase [80]. Since we are not concerned with inflation, but rather with the late-time behavior of dark energy models, the term in $(H/H_{\text{I}})^n$ may therefore be dropped. Secondly, the explicit inclusion of κ in Eq. (16) is motivated by phenomenological considerations [80]. In light of this, we think it would be interesting to study how the RVM – in its original simple form – behaves if Ω_{k}^0 is allowed to vary.

III. OBSERVATIONAL DATA AND CORRESPONDING LIKELIHOODS

If a model is to be considered a candidate in the dark energy contest, one must first of all determine whether it is compatible with observational data. To this end, we employ Bayesian statistics, and perform a Markov Chain Monte Carlo (MCMC) analysis using the Cosmic Linear Anisotropy Solving System (CLASS) v.2.6.3 [81] in conjunction with MONTE PYTHON v.2.2.2 [82]. The plots presented in this work have been constructed using

⁵ The subscript i represents a generic component, and is replaced by ‘cdm’ for cold dark matter, ‘b’ for baryons, ‘r’ for radiation, ‘ $\Lambda(H)$ ’ for dark energy and ‘k’ for spatial curvature. Ω_k is equivalent to $-\kappa/(Ha)^2$. Present-day quantities are denoted by a 0-sub/superscript.

the MCMC analysis package GETDIST v.0.2.8 [83].

In this section, we briefly introduce the likelihoods with which we constrain model parameters.

A. The JLA likelihood for SNeIa

Type-Ia supernovae (SNeIa) make it possible to probe the expansion history of the Universe by looking at how the luminosity distance to an object varies with redshift z . Whenever this relation departs from a pure Hubble law [5], the difference (to lowest order in z) depends on just the deceleration parameter, and can thus yield important information about the rate of cosmic expansion. SNeIa are ideal in this regard because they act as standard candles – in the sense that their homogeneity as a group means their intrinsic luminosity (or absolute magnitude) can be calibrated [84], and hence astronomers may readily find how distant they are by measuring their observed luminosity (called the apparent magnitude) [85].

The Joint Light-Curve Analysis (JLA) data set is based on a sample of 740 SNeIa [86]. The observable relevant to us is the distance modulus μ_{obs} , whose theoretical counterpart is given by:

$$\mu_{\text{th}} = 5 \log_{10} \left(\frac{d_{\text{L}}}{\text{Mpc}} \right) + 25, \quad (17)$$

where the luminosity distance d_{L} should be quoted in Mpc, and is in turn determined from the equation⁶

$$d_{\text{L}} = \frac{1+z}{H_0 \sqrt{|\Omega_k^0|}} \mathcal{F} \left(\sqrt{|\Omega_k^0|} \int_0^z \frac{H_0 d\bar{z}}{H(\bar{z})} \right). \quad (18)$$

The form of the function $\mathcal{F}(x)$ depends on the spatial geometry:

$$\mathcal{F}(x) = \begin{cases} x & \text{if } \kappa = 0; \\ \sin(x) & \text{if } \kappa > 0; \\ \sinh(x) & \text{if } \kappa < 0. \end{cases} \quad (19)$$

We are now in a position to construct the associated χ^2 . This may be expressed as

$$\chi_{\text{JLA}}^2 = \Delta\mu^{\text{T}} C_{\text{JLA}}^{-1} \Delta\mu, \quad (20)$$

where $\Delta\mu$ is a vector whose i^{th} entry is the difference between the observed and theoretical distance moduli ($\mu_{\text{obs}}^i - \mu_{\text{th}}^i$) of the i^{th} supernova [87]. $\Delta\mu^{\text{T}}$ represents its transpose.

The inverted covariance matrix for the observational values of μ is denoted in Eq. (20) by C_{JLA}^{-1} . Details about its construction are provided in Ref. [86].

TABLE I. Cosmic chronometer data. Each value of $H(z)$ in the third column is measured at an effective redshift z given in the second column, and has a corresponding error σ (fourth column).

Ref.	z	$H(z)$ ($\text{km s}^{-1} \text{Mpc}^{-1}$)	σ
[88]	0.0700	69.0	19.6
[88]	0.1200	68.6	26.2
[89]	0.1700	83.0	8.0
[90]	0.1791	75.0	4.0
[90]	0.1993	75.0	5.0
[88]	0.2000	72.9	29.6
[89]	0.2700	77.0	14.0
[88]	0.2800	88.8	36.6
[90]	0.3519	83.0	14.0
[91]	0.3802	83.0	13.6
[89]	0.4000	95.0	17.0
[91]	0.4004	77.0	10.2
[91]	0.4247	87.1	11.2
[91]	0.4497	92.8	12.9
[92]	0.4700	89.0	49.6
[91]	0.4783	80.9	9.0
[93]	0.4800	97.0	62.0
[90]	0.5929	104.0	13.0
[90]	0.6797	92.0	8.0
[90]	0.7812	105.0	12.0
[90]	0.8754	125.0	17.0
[93]	0.8800	90.0	40.0
[89]	0.9000	117.0	23.0
[90]	1.0370	154.0	20.0
[89]	1.3000	168.0	17.0
[94]	1.3630	160.0	33.6
[89]	1.4300	177.0	18.0
[89]	1.5300	140.0	14.0
[89]	1.7500	202.0	40.0
[94]	1.9650	186.5	50.4

B. The cosmic chronometer (clocks) likelihood

The Hubble parameter is defined in terms of the scale factor as the ratio \dot{a}/a , and the relation $a = 1/(1+z)$ allows us to express it as a function of the redshift z :

$$H(z) = -\frac{1}{1+z} \frac{dz}{dt}. \quad (21)$$

The differential age (or cosmic chronometer/clocks) method entails measuring dz/dt to directly arrive at $H(z)$. This approach, first put forward in Ref. [95], effectively involves determining the age difference between two cosmic ‘chronometers’ [95] located in a given redshift interval. The best chronometers are massive early-type galaxies which acquired more than 90 percent of their stellar mass very rapidly at high redshifts, and have been

⁶ In a flat Universe, $d_{\text{L}} = H_0^{-1}(1+z) \mathcal{F}(\int_0^z H_0 H(\bar{z})^{-1} d\bar{z})$.

evolving passively since then, without major episodes of star formation [90] that would otherwise dominate the emission spectrum [95]. The age of such a galaxy can consequently be inferred from the differential dating of its stellar population [90].

Table I lists the cosmic chronometer data employed in this work.⁷ Where possible, we chose results that were obtained using the Bruzual and Charlot 2003 (BC03) stellar population synthesis (SPS) model [96]. It should be pointed out, however, that the values of $H(z)$ are expected to be largely unaffected by the choice of SPS [90, 93].

The χ^2 for the cosmic chronometer likelihood reads:

$$\chi_{H(z)}^2 = \sum_i \left(\frac{H_i^{\text{obs}} - H^{\text{th}}(z_i)}{\sigma_{H(z),i}} \right)^2. \quad (22)$$

Here, each H_i^{obs} is the observed value from Table I corresponding to $z = z_i$, σ_i represents the associated error, and $H^{\text{th}}(z_i)$ stands for the theoretical prediction at the same redshift.

C. The CMB likelihood

Anisotropies present in the temperature and polarization power spectra of the CMB can yield a wealth of information when used as cosmological probes. We shall work with two main distance priors: the shift parameter \mathcal{R} and the acoustic scale l_A . These are related to the amplitude and distribution of the temperature anisotropy peaks. The shift parameter \mathcal{R} characterizes the temperature power spectrum in the line-of-sight direction and is defined as follows [97]:

$$\mathcal{R}(z_*) = \sqrt{\Omega_m^0} H_0 (1 + z_*) d_A(z_*), \quad (23)$$

where z_* denotes the redshift of the photon decoupling epoch. The angular diameter distance d_A may be expressed via the distance-duality relation as $d_L/(1+z)^2$, d_L being the luminosity distance from Eq. (18).

The acoustic scale l_A , on the other hand, relates to attributes of the CMB temperature power spectrum in the transverse direction [98]. It, too, depends on d_A [97]:

$$l_A(z_*) = (1 + z_*) \frac{\pi d_A(z_*)}{r_s(z_*)}. \quad (24)$$

Here, $r_s(z_*)$ is the comoving sound horizon evaluated at z_* . In our case, it shall be determined numerically by CLASS, although it is worth noting that in general, the function $r_s(z)$ takes the form

$$r_s(z) = \int_z^\infty \frac{c_s(\bar{z})}{H(\bar{z})} d\bar{z}, \quad (25)$$

TABLE II. Mean values and corresponding errors for the CMB distance priors [98].

\mathcal{R}	1.7448 ± 0.0054
l_A	301.460 ± 0.094
$\Omega_b^0 h^2$	0.02240 ± 0.00017
n_s	0.9680 ± 0.0051

where $c_s(z)$ is the sound speed in the photon-baryon fluid and equates to $1/\sqrt{3[1+\eta(z)]}$. The function $\eta(z)$ is given by $0.75\rho_b/\rho_\gamma$ in the standard scenario [97–99] (ρ_γ stands for the energy density of photons), but should be modified when considering cosmological models in which ρ_b and ρ_γ scale differently with z . More details may be found in Ref. [25].

It is interesting to note that while differences in \mathcal{R} affect the amplitude of the acoustic peaks, changes in l_A are instead reflected in the distribution of peaks and troughs [98].

The data we use to constrain our model parameters is taken from Ref. [98] and shown in Table II. It was obtained in the context of a flat Λ CDM cosmology with A_L as a free parameter (A_L being the amplitude of the lensing power spectrum). The fact that a particular cosmological model had to be assumed is, however, only a minor disadvantage, since $\mathcal{R}(z_*)$ and $l_A(z_*)$ are effective observables, while the quantities $\Omega_b^0 h^2$ and n_s – which serve as a third and fourth distance prior⁸ – do not appear to be affected significantly by the choice of cosmology [98, 100].

The χ^2 associated with this likelihood reads:

$$\chi_{\text{CMB}}^2 = \Delta x^T C_{\text{CMB}}^{-1} \Delta x. \quad (26)$$

In the above, Δx is the vector $\{\mathcal{R}_{\text{obs}}(z_*) - \mathcal{R}_{\text{th}}(z_*), l_A^{\text{obs}}(z_*) - l_A^{\text{th}}(z_*), (\Omega_b^0 h^2)_{\text{obs}} - (\Omega_b^0 h^2)_{\text{th}}, n_s^{\text{obs}} - n_s^{\text{th}}\}$. We use the notation ‘obs’ to indicate the observed values listed in Table II, while ‘th’ denotes theoretical quantities. The covariance matrix C_{CMB} may be obtained in normalized form from Ref. [98]. We reproduce it below for ease of reference:

$$\begin{matrix} & \mathcal{R} & l_A & \Omega_b^0 h^2 & n_s \\ \mathcal{R} & \begin{bmatrix} 1.00 & 0.53 & -0.73 & -0.80 \\ 0.53 & 1.00 & -0.42 & -0.43 \\ -0.73 & -0.42 & 1.00 & 0.59 \\ -0.80 & -0.43 & 0.59 & 1.00 \end{bmatrix} & & & \\ l_A & & & & \\ \Omega_b^0 h^2 & & & & \\ n_s & & & & \end{matrix}. \quad (27)$$

It should be noted that n_s is only included as a distance prior [in Table II and Eq. (27)] when measurements related to the growth of large-scale structure are added to the data set.

⁷ In the case of the Ratsimbazafy et al. data point [92], σ was calculated by summing the systematic and statistical errors in quadrature.

⁸ The dimensionless constant h is equivalent to $H_0/(100 \text{ km s}^{-1} \text{ Mpc}^{-1})$, and n_s represents the index of the primordial scalar power spectrum.

TABLE III. Uncorrelated BAO data measured at different effective redshifts, z_{eff} . Column 4 gives the error in each quantity.

Ref.	z_{eff}	Quantity	σ	Type
[103]	0.106	0.323	0.014	1
[104]	0.150	4.490	0.170	2
[105]	1.520	26.005	0.995	2
[106]	2.330	1.031	0.026	3

1: $r_s(z_d)/d_v$; 2: $d_v/r_s(z_d)$;
3: $\alpha_{\parallel}^{0.7}\alpha_{\perp}^{0.3}$;
 $r_{s, \text{fid}}(z_d) = 147.78 \text{ Mpc}$ [101].

D. The BAO likelihood

The physics of BAOs is centered around the imprint left by pre-recombination acoustic waves on clusters of matter [101]. Simply put, galaxies clustered with a preferred separation equal to $r_s(z_d)$, the sound horizon at the drag epoch [$r_s(z)$ is given by Eq. (25), and z_d denotes the redshift of the drag epoch]. A prominent signature of BAOs is the presence of a localized peak in the galaxy correlation function. Another characteristic feature takes the form of a damped series of oscillations in the CMB power spectrum (see Ref. [101] and works cited therein), and so $r_s(z_d)$ may first be inferred from CMB data, then combined with measurements of angular and redshift separations between clusters. As a result, it becomes possible to calculate the Hubble parameter at the redshift of the said clusters and the angular diameter distance to them [102]. It is common practice, however, to use a distance measure that depends on both H and d_A – and this is where the volume distance (or dilation scale) d_v comes in. It is defined as follows [12]:

$$d_v = \left(D_A^2 \frac{z}{H} \right)^{1/3}. \quad (28)$$

In the above, D_A stands for the comoving angular diameter distance and is equivalent to $(1+z)d_A$.

The data used in our analysis is summarized in Tables III and IV. We introduce $r_{s, \text{fid}}(z_d)$ to represent the sound horizon as evaluated at the drag epoch in the fiducial cosmology (quantities pertaining to this cosmology shall henceforth be indicated by a sub/superscript ‘fid’). As for the dimensionless parameters α_{\perp} and α_{\parallel} , these describe how the BAO peak is displaced with respect to its position in the fiducial model, and correspond to shifts perpendicular and parallel to the line of sight, respectively [101]:

$$\alpha_{\perp} = \frac{D_A r_{s, \text{fid}}(z_d)}{D_A^{\text{fid}} r_s(z_d)}, \quad \alpha_{\parallel} = \frac{H^{\text{fid}} r_{s, \text{fid}}(z_d)}{H r_s(z_d)}. \quad (29)$$

The choice of a fiducial cosmology is necessary to convert redshifts into comoving distances. The problem is that

TABLE IV. BAO data. In the case of the first six data points, the associated errors – displayed in column 4 – were derived from the corresponding covariance matrix. The value of σ for the last two entries was estimated by constructing the covariance matrix for the quantities numbered 4 and 5.

Ref.	z_{eff}	Quantity	σ	Type
[101]	0.380	1512.390	24.994	4
[101]	0.380	81.209	2.368	5
[101]	0.510	1975.220	30.096	4
[101]	0.510	90.903	2.329	5
[101]	0.610	2306.680	37.083	4
[101]	0.610	98.965	2.502	5
[107]	2.400	5277.480	246.091	4
[107]	2.400	225.067	8.750	5

4: $D_A \times r_{s, \text{fid}}(z_d)/r_s(z_d)$ (Mpc);
5: $H \times r_s(z_d)/r_{s, \text{fid}}(z_d)$ ($\text{km s}^{-1} \text{ Mpc}^{-1}$);
 $r_{s, \text{fid}}(z_d) = 147.78 \text{ Mpc}$ [101].

this may inadvertently distort the data. In Ref. [101], therefore, constraints on distances are scaled by the ratio $r_{s, \text{fid}}(z_d)/r_s(z_d)$, the aim being to make a conversion of length scales and thus erase any bias potentially resulting from the fiducial model [101]. We have used the same fiducial value of $r_s(z_d)$ to scale any data points obtained from other studies. Accordingly, the values listed under ‘Quantity’ in Table III and in the last two rows of Table IV are scaled versions of the original.

The χ^2 for the BAO likelihood may be expressed in the usual way:

$$\chi_{\text{BAO}}^2 = \Delta x^T C_{\text{BAO}}^{-1} \Delta x. \quad (30)$$

Here, the vector Δx gives the difference between the observed quantities from Tables III and IV (in that order) and their theoretical counterparts, while C_{BAO}^{-1} is the inverse covariance matrix and takes the form indicated below:

$$C_{\text{BAO}}^{-1} = \begin{pmatrix} \sigma_1^{-2} & 0 & 0 & 0 & 0 & 0 \\ 0 & \sigma_2^{-2} & 0 & 0 & 0 & 0 \\ 0 & 0 & \sigma_3^{-2} & 0 & 0 & 0 \\ 0 & 0 & 0 & \sigma_4^{-2} & 0 & 0 \\ 0 & 0 & 0 & 0 & C_A^{-1} & 0 \\ 0 & 0 & 0 & 0 & 0 & C_B^{-1} \end{pmatrix}, \quad (31)$$

σ_1 to σ_4 being the standard deviations listed in column 4 of Table III. As for the submatrices, C_A^{-1} is the inverse covariance matrix for the Alam et al. observations (the first six data points in Table IV), and C_B^{-1} corresponds to the quantities reported by des Bourboux et al. (the last two entries in Table IV). These matrices may be constructed from data available in Refs. [101] and [107], respectively.

E. The LSS likelihood

The redshift of a galaxy depends on its velocity relative to us, and is hence affected by any peculiar velocity the galaxy might have. If only the Hubble recession is taken into account when converting redshifts into distances, therefore, the recovered over-density field is characterized by redshift space distortions (RSDs) [108] along the line of sight. The anisotropies that RSDs introduce into the galaxy power spectrum encode information about the growth of large-scale structure (LSS) [109].

In this work we shall be using LSS data in the form of $f\sigma_8$ measurements. The growth rate f and the quantity σ_8 are defined as follows [110]:

$$f = \frac{d(\ln \delta_m)}{d \ln a}, \quad \sigma_8 = \sigma_{8,0} \frac{\delta_m(a)}{\delta_m(1)}, \quad (32)$$

where δ_m denotes the matter density contrast function, $\delta_m(1) = \delta_m(a=1)$ and $\sigma_{8,0}^2$ is the variance of the density field in spheres of radius $R_8 = 8h^{-1}$ Mpc. It is important to note that $\sigma_{8,0}$ is calculated by linearly evolving the initial power spectrum to the present time, so the square of its value is not necessarily equal to the variance of the current distribution [111].

Let us consider δ_m and σ_8 one by one. In both cases, our derivations are closely based on the work presented in Refs. [26] and [112].

1. The matter density contrast function (δ_m)

The matter density contrast function, δ_m , is the ratio of the perturbation density to its background analogue [112]:

$$\delta_m = \frac{\delta\rho_m}{\rho_m} = \frac{\delta\rho_{\text{cdm}} + \delta\rho_b}{\rho_{\text{cdm}} + \rho_b} = \frac{\rho_{\text{cdm}}\delta_{\text{cdm}} + \rho_b\delta_b}{\rho_{\text{cdm}} + \rho_b}, \quad (33)$$

and evolves according to the equation:⁹

$$\delta_m''(a) + \frac{F_1(a)}{a}\delta_m'(a) + \frac{F_2(a)}{a^2}\delta_m(a) = 0. \quad (34)$$

⁹ The δ_m we use here is actually the coefficient of a generic mode in momentum space. More specifically, the perturbation in physical space $[\delta_m(\tau, \vec{x})]$ may be expressed as an integral over momentum modes, every one of which has a characteristic comoving wave vector \vec{k}_\dagger : $\delta_m(\tau, \vec{x}) = \int \delta_m^{k_\dagger}(\tau) Q(\vec{k}_\dagger, \vec{x}) d^3k_\dagger$ [113]. Here, \vec{x} is the 3-vector (x, y, z) , $k_\dagger = |\vec{k}_\dagger|$ and $Q(\vec{k}_\dagger, \vec{x})$ takes the form $e^{i\vec{k}_\dagger \cdot \vec{x}}$ if $\Omega_k^0 = 0$ (the generalization to the non-flat case may be found in Ref. [114]). The linearity of our perturbation equations implies that the individual modes decouple and are each a solution to the said equations. We may thus write δ_m in terms of a generic mode: $\delta_m(\tau, \vec{x}) = \delta_m^{k_\dagger}(\tau) Q(\vec{k}_\dagger, \vec{x})$. However, $Q(\vec{k}_\dagger, \vec{x})$ factors out of the equations, and we are left with the coefficient, $\delta_m^{k_\dagger}(\tau)$, which we subsequently rename δ_m .

We use $\delta\rho_{\text{cdm}}$ and $\delta\rho_b$ to represent perturbations in the cold dark matter and baryon components, respectively. The functions F_1 and F_2 are given by

$$F_1(a) = 2 + \frac{a\mathcal{H}'(a) + \psi}{\mathcal{H}},$$

$$F_2(a) = \frac{a\psi'(a) + \psi}{\mathcal{H}} - \frac{3\rho_m}{2\mathcal{H}^2}a^2, \quad (35)$$

where a prime again denotes differentiation with respect to the argument, \mathcal{H} stands for¹⁰ $a'(\tau)/a$ and ψ equates to $-\rho'_{\Lambda(H)}(\tau)/\rho_m$. Eqs. (34) and (35) are derived in Ref. [26] and works cited therein. Their relatively simple form is due to the use of the sub-horizon and quasi-static approximations [115], as well as the fact that dark energy perturbations – which reflect the dynamic nature of Λ in the models being studied – are negligible in comparison to $\delta\rho_m$ on sub-horizon scales [112]. We have found that changes to Eq. (34) resulting from the presence of curvature are inconsequential. The reason is as follows. The dependence on κ is introduced via the time-time component of the perturbed Einstein equation:¹¹

$$(k_\dagger^2 - 3\kappa)\Phi = -\frac{3}{2}a^2\rho_m\delta_m, \quad (36)$$

but for values of the comoving wavenumber k_\dagger in the relevant range – that is, the range that most contributes to the integral in Eq. (46) [112] – κ must necessarily be much smaller than k_\dagger^2 . The above equation may therefore be simplified to $k_\dagger^2\Phi = -3a^2\rho_m\delta_m/2$.

We are now in a position to derive initial conditions for δ_m and $\delta_m'(a)$. Let us start by finding the approximate form that ρ_{cdm} and $\rho_{\Lambda(H)}$ take deep in the matter-dominated epoch. We return to Eqs. (14) and (15) and look for the dominant terms by taking a number of factors into account, such as the order of magnitude of the ratios Ω_m^0/Ω_r^0 and Ω_m^0/Ω_k^0 , the value of a at which the initial conditions will be applied ($a=0.01$), and the fact that B and C are expected to be much less than unity – which makes it possible to expand algebraic functions of B and/or C by using the binomial theorem. To first order in B and C , the final expressions read:

$$\rho_m \approx H_0^2 \Omega_m^0 a^{B-3-3C/2}, \quad \Omega_m^0 = \Omega_b^0 + \Omega_{\text{cdm}}^0, \quad (37)$$

$$\rho_{\Lambda(H)} \approx H_0^2 \left[\Omega_{\Lambda(H)}^0 + \frac{1}{6}(2B-3C)\Omega_m^0 a^{B-3-3C/2} \right]. \quad (38)$$

¹⁰ The conformal time τ is related to the cosmic time t via the scale factor: $d\tau = dt/a$.

¹¹ The perturbed metric reads [116, 117]

$$ds^2 = a^2 [-(1+2\Phi)d\tau^2 + \gamma_{ij}(1-2\Phi)dx^i dx^j],$$

Φ being the metric perturbation and γ_{ij} the spatial part of the unperturbed metric: $\gamma_{ij} = \delta_{ij} [1 + \kappa(x^2 + y^2 + z^2)/4]^{-2}$. δ_{ij} denotes the Kronecker delta and x, y and z are quasi-Cartesian coordinates.

These are used in conjunction with Eq. (12) to obtain an approximation for \mathcal{H} ($= aH$):

$$\mathcal{H} \approx H_0 \sqrt{\Omega_m^0} \left[1 + \frac{1}{12}(2B - 3C) \right] a^{(2B-3C-2)/4}, \quad (39)$$

while combining Eqs. (37)–(39) allows us to write ψ as:

$$\begin{aligned} \psi &= -\frac{\rho'_{\Lambda(H)}(\tau)}{\rho_m} = -\frac{\rho'_{\Lambda(H)}(a)\mathcal{H}a}{\rho_m}, \\ &\approx \frac{1}{2}(2B - 3C)H_0 \sqrt{\Omega_m^0} a^{(2B-3C-2)/4}. \end{aligned} \quad (40)$$

Next, we insert the above results into Eq. (35) to estimate F_1 and F_2 , and find that:

$$F_1 \approx \frac{1}{4}(6 + 6B - 9C), \quad F_2 \approx \frac{1}{2}(-3 + 2B - 3C). \quad (41)$$

Eq. (34) may finally be solved analytically. The expression we obtain for the density contrast function is a sum of two modes:

$$\delta_m = A_1 a^{1-B+3C/2} + A_2 a^{(-6-2B+3C)/4}, \quad (42)$$

a growing mode and a decaying one. The latter is expected to be subdominant at the redshifts of interest ($z \lesssim 100$), and so we only retain the former:

$$\delta_m = A_1 a^{1-B+3C/2}. \quad (43)$$

This is the ‘initial’ condition that we assign to δ_m at $a = 0.01$. Taking its derivative with respect to a yields the corresponding initial value for $\delta'_m(a)$. We shall deal with the constant of integration (A_1) below.

2. The standard deviation of density perturbations (σ_8)

The variance of the perturbation density field in spheres of radius $R_8 = 8h^{-1}$ Mpc may be calculated as follows [110, 118]:

$$\sigma_{8,0}^2 = \frac{1}{2\pi^2} \int_0^\infty P(k_\dagger) W^2(k_\dagger) k_\dagger^2 dk_\dagger. \quad (44)$$

Here, $P(k_\dagger)$ is the present-day power spectrum, and the function $W(k_\dagger)$ represents the Fourier transform of a spherical top-hat window function having radius R_8 :

$$W(k_\dagger) = \frac{3}{k_\dagger^2 R_8^2} \left[\frac{\sin(k_\dagger R_8)}{k_\dagger R_8} - \cos(k_\dagger R_8) \right]. \quad (45)$$

We construct an expression for $P(k_\dagger)$ as outlined in Refs. [26] and [112] and insert the result into Eq. (44), getting that

$$\sigma_8^2(a) = \delta_m^2(a) \int_0^\infty k_\dagger^{2+n_s} \left[\frac{4A_s k_*^{1-n_s}}{25H_0^4 (\Omega_m^0)^2} \right] T^2(k_\dagger) W^2(k_\dagger) dk_\dagger, \quad (46)$$

TABLE V. LSS data from the compilation presented in Ref. [110]. Each $f\sigma_8$ measurement is listed together with the corresponding redshift z and error σ . Column 5 shows the values of Ω_m^0 for the respective fiducial cosmologies.

Ref.	z	$f\sigma_8(z)$	σ	$\Omega_{m,0}^{\text{fid}}$
[122, 123]	0.02	0.3140	0.0480	0.266
[124]	0.17	0.5100	0.0600	0.300
[125]	0.18	0.3600	0.0900	0.270
[125]	0.38	0.4400	0.0600	0.270
[126]	0.25	0.3512	0.0583	0.250
[126]	0.37	0.4602	0.0378	0.250
[127]	0.44	0.4130	0.0800	0.270
[127]	0.60	0.3900	0.0630	0.270
[127]	0.73	0.4370	0.0720	0.270
[128]	0.60	0.5500	0.1200	0.300
[128]	0.86	0.4000	0.1100	0.300
[129]	1.40	0.4820	0.1160	0.270

where use has been made of Eq. (32). The absence of the normalizing factor [$\delta_m(1)$] is due to the fact that we account for it indirectly by putting the integration constant of Eq. (43) equal to unity.

The quantities n_s and A_s that appear in Eq. (46) are the index and amplitude of the primordial scalar power spectrum, respectively, defined at a pivot scale k_* of 0.05 Mpc^{-1} [119]. A_s is either fixed by setting $\ln(10^{10} A_s)$ equal to 3.062 [15] or treated as a free parameter. In the latter case, we construct a likelihood for A_s by assuming that it is sampled from a Gaussian distribution whose mean and standard deviation are given by $(2.139 \pm 0.063) \times 10^{-9}$ [15]. As for the primordial spectral index n_s , this is allowed to vary subject to the CMB constraint of Ref. [98] ($n_s = 0.9680 \pm 0.0051$). Finally, the transfer function $T(k_\dagger)$ – which describes how perturbations evolve as they cross the horizon and as matter begins to dominate [120] – is modeled as specified in the work of Eisenstein and Hu [121]. This requires that we estimate the wave number (k_\dagger^{eq}) of the mode that crosses the horizon at matter-radiation equality.

Our approximation for k_\dagger^{eq} is arrived at by following the method of Ref. [112]. We discard terms whose order in B and C is higher than linear, and additionally use the fact that the scale factor at equality satisfies $a \sim O(-3)$ to remove subdominant terms. The resulting expression reads:

$$\begin{aligned} k_\dagger^{\text{eq}} \approx \sqrt{2} H_0 \frac{\Omega_m^0}{\sqrt{\Omega_r^0}} &\left[1 - \frac{7B}{6} + \frac{19C}{8} + \frac{2\Omega_k^0}{3\Omega_m^0} (C - B) + \right. \\ &\left. \left(B - \frac{3C}{2} \right) \ln \left(\frac{\Omega_r^0}{\Omega_m^0} \right) \right]. \end{aligned} \quad (47)$$

3. Constructing χ^2

The data we use (Table V) is a subset of the updated Gold-2017 compilation of Nesseris et al. [110, 130]. Apart from the $f\sigma_8$ values from Ref. [127] – which are correlated with each other – all data points are independent. Moreover, measurements derived from the same survey data as any of the observables associated with previous likelihoods (especially the BAO likelihood) are excluded. This is done to avoid potential correlations.

At a given redshift z_i , the theoretical prediction $f\sigma_8^{\text{th}}$ is computed by combining $\sigma_8(z_i)$ with the growth rate $f(z_i)$ returned by CLASS. The quantity $\sigma_8(z_i)$ itself is obtained from Eq. 46.

The χ^2 to be minimised is constructed as follows [131]:

$$\chi^2 = V^i C_{ij}^{-1} V^j . \quad (48)$$

In the above, C is the covariance matrix, assembled as described in Refs. [110] and [130], and the vector V contains elements of the form¹²[131]

$$V^i = f\sigma_8^{\text{obs}}(z_i) - \frac{f\sigma_8^{\text{th}}(z_i)}{r_{\text{AP}}^i} , \quad (49)$$

$f\sigma_8^{\text{obs}}(z_i)$ being the i^{th} data point from Table V. The factor $1/r_{\text{AP}}^i$ is designed to correct for the Alcock-Paczynski (AP) effect. As was also the case with BAO data, each of the studies from which the values in Table V are quoted makes use of a different fiducial cosmology to convert redshifts to distances. If the fiducial cosmology is not the same as the true one, the data incorporates an additional anisotropy that is degenerate with RSDs [131]. This is the above-mentioned AP effect [132]. One way of correcting for it involves multiplying the observational value of $f\sigma_8(z_i)$ and its associated error by the ratio [133]

$$r_{\text{AP}}^i = \frac{H(z_i)d_A(z_i)}{H^{\text{fid}}(z_i)d_A^{\text{fid}}(z_i)} . \quad (50)$$

A superscript ‘fid’ indicates quantities calculated in the framework of the respective fiducial cosmologies (flat Λ CDM).

Alternatively, one may simply rescale $f\sigma_8^{\text{th}}(z_i)$ by $1/r_{\text{AP}}^i$ [131], as we have done in Eq. (49).

IV. RESULTS

A. Preliminaries

The joint likelihood on which our analysis is based is specified by the function

$$\mathcal{L}_{\text{total}} \propto \exp \left[-\frac{1}{2} \left(\chi_{\text{JLA}}^2 + \chi_{H(z)}^2 + \chi_{\text{CMB}}^2 + \chi_{\text{BAO}}^2 + \chi_{\text{LSS}}^2 \right) \right] , \quad (51)$$

where we have used the relation $\mathcal{L}_i \propto \exp(-\chi_i^2/2)$ for each likelihood considered in section III. The full data set – consisting of the JLA + $H(z)$ + CMB + BAO + LSS measurements – shall be referred to as ALL + LSS, and as the ALL data set when LSS observations are excluded.

In order to investigate how our results are affected by the value of the Hubble constant, we constrain the parameters of each model six times, first using the ALL data set, then extending this to JLA + $H(z)$ + CMB + BAO + H_0^{R} (ALL + H_0^{R}) and to JLA + $H(z)$ + CMB + BAO + H_0^{E} (ALL + H_0^{E}), and finally repeating the whole procedure with the ALL+LSS data set replacing ALL. H_0^{R} is the value of H_0 reported by Riess et al. [18] and equates to $73.48 \pm 1.66 \text{ km s}^{-1} \text{ Mpc}^{-1}$. As for H_0^{E} , this stands for the Hubble constant as inferred by Efstathiou [134] and amounts to $70.6 \pm 3.3 \text{ km s}^{-1} \text{ Mpc}^{-1}$. We do not include the *Planck* result [14], opting instead for values of H_0 which were derived independently of any cosmological model.

One of the topics currently at the forefront of cosmological research is the growing discrepancy between – on the one hand – the value of H_0 determined locally from Cepheid parallax measurements [18], and on the other, that obtained in a Λ CDM framework using measurements of CMB observables. It turns out that H_0^{R} is in a 3.5σ tension with the *Planck* 2018 value ($H_0 = 67.27 \pm 0.60 \text{ km s}^{-1} \text{ Mpc}^{-1}$) [14]. One reason for the said tension could be the presence of systematic errors in the data used by either group. However, despite the investigative studies carried out, no obvious problem has been identified so far (refer to [14] and works cited therein). The other possibility is that this discrepancy provides compelling evidence for new physics [135–137]. Interestingly, a BD-like form of RVM [138] – in which the dynamical nature of dark energy arises from the properties of the BD field – has the potential of alleviating the tension [139, 140].

In conclusion, the lack of consensus about the value of the Hubble constant makes it imperative to consider different options for H_0 . This is especially true since, as we later find out from the posterior probability plots, there is significant correlation between H_0 and the model parameters B and C .

We use the likelihood combinations just described and run MCMC chains to place constraints on the parameters of the GRVM, RVM and GRVS. The general baseline

¹² There is no summation over i in Eq. (49); z_i is simply the redshift of the i^{th} data point from Table V.

TABLE VI. The flat priors for the baseline parameters.

Parameter	Min	Max
H_0 (km s ⁻¹ Mpc ⁻¹)	50	95
$\Omega_b^0 h^2$	0.005	0.100
$\Omega_{\text{cdm}}^0 h^2$	0.01	0.99
Ω_k^0	-0.3	0.3
B	-1.0	1.0
C	-1.0	1.0
n_s	0.75	1.25

set Θ is given by¹³ $\{H_0, \Omega_b^0 h^2, \Omega_{\text{cdm}}^0 h^2, \Omega_k^0, B, C, n_s\}$, although Ω_k^0 is set to zero when we assume a flat space-time, and so is C (B) when we study the RVM (GRVS). Furthermore, the primordial spectral index is only considered a free parameter if LSS observations are included in the data sets. The reason is that n_s features explicitly in the LSS likelihood but is of minimal importance otherwise. We also differentiate between two scenarios in relation to the amplitude of the primordial power spectrum: the case with a fixed value of A_s , and that in which A_s is incorporated into Θ and allowed to vary freely. However, the two approaches yield very similar results, and consequently we shall not distinguish between them when discussing the effects of introducing growth data.

The flat priors for the main baseline parameters are listed in Table VI. We additionally note that the reionization redshift z_{reio} is set to 8.8 [15], while all other parameters take the CLASS default values.¹⁴ In particular, this implies that the effective number of relativistic neutrino species (N_{eff}) is fixed at 3.046 [141] and the current CMB temperature (T_{CMB}) at 2.7255 K [142].

B. The GRVM

The GRVM is characterized by two highly-correlated parameters, B and C . The constraints we get in the flat case are nonetheless tight enough to be informative (Fig. 1), but when Ω_k^0 is allowed to vary, the data we use proves insufficient to break the degeneracy between B and C or between Ω_k^0 and the model parameters (Fig. 2).

The challenges posed by the fact that B is correlated with C are also highlighted in Ref. [25]. In this work, the authors find a way around the problem by defining a particular combination of ν ($= B/3$) and α ($= C/2$) as another effective parameter – labeled ν_{eff} – that is then

TABLE VII. Mean values and 1σ confidence limits obtained with each data set combination in the context of a flat GRVM scenario. LSS observations were excluded from the analysis. In the top block we present results for the baseline parameters, whereas in the last row we report constraints on the derived parameter $\Omega_{\Lambda(H)}$. H_0 is quoted in units of km s⁻¹ Mpc⁻¹.

Parameter	ALL	ALL + H_0^R	ALL + H_0^E
H_0	68.8330 ^{+1.6845} _{-1.6725}	71.1120 ^{+1.2073} _{-1.1912}	69.1850 ^{+1.4937} _{-1.4954}
$10^3 \Omega_b^0 h^2$	22.4090 ^{+0.1755} _{-0.1744}	22.4190 ^{+0.1747} _{-0.1726}	22.4110 ^{+0.1735} _{-0.1732}
$\Omega_{\text{cdm}}^0 h^2$	0.1217 ^{+0.0070} _{-0.0073}	0.1305 ^{+0.0056} _{-0.0059}	0.1230 ^{+0.0064} _{-0.0066}
B	0.0555 ^{+0.1660} _{-0.1430}	0.2341 ^{+0.1186} _{-0.1069}	0.0845 ^{+0.1491} _{-0.1306}
C	0.0365 ^{+0.1096} _{-0.0940}	0.1553 ^{+0.0776} _{-0.0701}	0.0558 ^{+0.0980} _{-0.0858}
$\Omega_{\Lambda(H)}^0$	0.6958 ^{+0.0070} _{-0.0067}	0.6976 ^{+0.0069} _{-0.0065}	0.6961 ^{+0.0069} _{-0.0066}

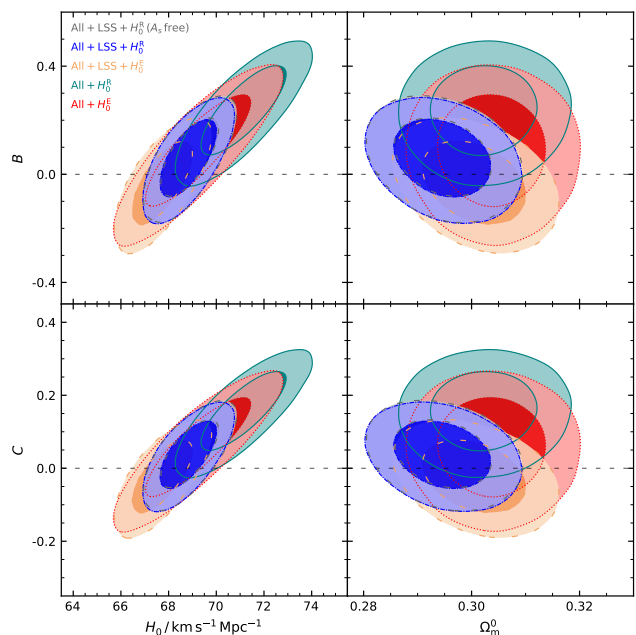


FIG. 1: (*top panel*) Marginalized posterior probability distributions for the GRVM parameter B vs (*left*) H_0 , (*right*) Ω_m^0 . The bottom panel shows analogous plots for the second GRVM parameter, C . Darker (lighter) shades denote 1σ (2σ) confidence regions (the first two data sets listed in the legend produce contours that overlap almost exactly). We assume a spatially flat space-time.

constrained instead of the original two. They do this by making the approximation

$$\xi = \frac{1 - \nu}{1 - \alpha} \sim 1 - (\nu - \alpha) \equiv 1 - \nu_{\text{eff}}, \quad (52)$$

which is justified on the basis that $|\nu|$ and $|\alpha|$ must both be much smaller than unity if the deviation from Λ CDM is to be mild. The parameter ξ controls the way the matter energy density (ρ_m) scales with a , and for the pur-

¹³ The four nuisance parameters associated with the JLA likelihood (α , β , M and ΔM) also form part of Θ .

¹⁴ The exception is A_s , and only when LSS data is included in the analysis. More details are provided in subsection III E 2.

TABLE VIII. Mean values and 1σ confidence limits obtained with each data set combination in the context of a flat GRVM scenario. In the top block we present constraints on the baseline parameters, whereas the last row features the derived parameter $\Omega_{\Lambda(H)}^0$. H_0 is quoted in units of $\text{km s}^{-1} \text{Mpc}^{-1}$, and double dashes indicate cases in which $\ln(10^{10} A_s)$ was fixed at 3.062 [15].

Parameter	ALL+LSS	ALL+LSS+ H_0^R	ALL+LSS+ H_0^E	ALL+LSS	ALL+LSS+ H_0^R	ALL+LSS+ H_0^E
H_0	$67.5240^{+0.8710}_{-0.8880}$	$68.8020^{+0.7935}_{-0.8142}$	$67.7140^{+0.8367}_{-0.8635}$	$67.5440^{+0.8705}_{-0.8936}$	$68.8580^{+0.8092}_{-0.8326}$	$67.7460^{+0.8515}_{-0.8706}$
$10^3 \Omega_b^0 h^2$	$22.4140^{+0.1750}_{-0.1732}$	$22.4470^{+0.1729}_{-0.1742}$	$22.4210^{+0.1737}_{-0.1743}$	$22.4160^{+0.1732}_{-0.1734}$	$22.4460^{+0.1754}_{-0.1740}$	$22.4200^{+0.1728}_{-0.1724}$
$\Omega_{\text{cdm}}^0 h^2$	$0.1151^{+0.0024}_{-0.0025}$	$0.1170^{+0.0024}_{-0.0024}$	$0.1154^{+0.0024}_{-0.0025}$	$0.1152^{+0.0025}_{-0.0026}$	$0.1173^{+0.0025}_{-0.0026}$	$0.1155^{+0.0025}_{-0.0026}$
B	$-0.0491^{+0.1118}_{-0.1014}$	$0.0571^{+0.1022}_{-0.0933}$	$-0.0338^{+0.1088}_{-0.0996}$	$-0.0483^{+0.1114}_{-0.1027}$	$0.0619^{+0.1026}_{-0.0937}$	$-0.0301^{+0.1093}_{-0.1000}$
C	$-0.0340^{+0.0719}_{-0.0655}$	$0.0353^{+0.0657}_{-0.0602}$	$-0.0240^{+0.0700}_{-0.0644}$	$-0.0334^{+0.0718}_{-0.0662}$	$0.0385^{+0.0661}_{-0.0604}$	$-0.0215^{+0.0704}_{-0.0644}$
n_s	$0.9683^{+0.0052}_{-0.0052}$	$0.9688^{+0.0053}_{-0.0052}$	$0.9684^{+0.0053}_{-0.0052}$	$0.9683^{+0.0052}_{-0.0052}$	$0.9688^{+0.0052}_{-0.0052}$	$0.9683^{+0.0052}_{-0.0052}$
$\ln(10^{10} A_s)$	--	--	--	$3.0580^{+0.0310}_{-0.0294}$	$3.0503^{+0.0314}_{-0.0298}$	$3.0571^{+0.0309}_{-0.0296}$
$\Omega_{\Lambda(H)}^0$	$0.6983^{+0.0067}_{-0.0065}$	$0.7052^{+0.0062}_{-0.0059}$	$0.6993^{+0.0066}_{-0.0064}$	$0.6982^{+0.0068}_{-0.0064}$	$0.7051^{+0.0062}_{-0.0060}$	$0.6993^{+0.0066}_{-0.0063}$

TABLE IX. Mean values and 1σ confidence limits obtained in the context of a GRVM scenario. LSS data was excluded from the analysis, and the condition of spatial flatness was not imposed. More details may be found in the caption of Table VII.

Parameter	ALL	ALL + H_0^R	ALL + H_0^E
H_0	$68.8780^{+1.6279}_{-1.6844}$	$71.0800^{+1.1760}_{-1.1827}$	$69.2380^{+1.4922}_{-1.5051}$
$10^3 \Omega_b^0 h^2$	$22.4050^{+0.1754}_{-0.1715}$	$22.4180^{+0.1698}_{-0.1739}$	$22.4060^{+0.1719}_{-0.1725}$
$\Omega_{\text{cdm}}^0 h^2$	$0.1219^{+0.0069}_{-0.0072}$	$0.1303^{+0.0055}_{-0.0058}$	$0.1232^{+0.0063}_{-0.0067}$
Ω_k^0	$-0.0019^{+0.0121}_{-0.0110}$	$-0.0020^{+0.0067}_{-0.0150}$	$-0.0023^{+0.0109}_{-0.0124}$
B	$0.1068^{+0.7911}_{-0.3660}$	$0.2685^{+0.7313}_{-0.1610}$	$0.1587^{+0.8389}_{-0.2599}$
C	$0.0688^{+0.5045}_{-0.2378}$	$0.1765^{+0.4745}_{-0.1036}$	$0.1027^{+0.5202}_{-0.1861}$
$\Omega_{\Lambda(H)}^0$	$0.6978^{+0.0143}_{-0.0144}$	$0.6998^{+0.0173}_{-0.0110}$	$0.6986^{+0.0145}_{-0.0140}$

poses of data fitting the authors assume that ρ_r evolves as in the standard model.

There are several reasons, however, why the approach outlined in Ref. [25] cannot be taken here. To begin with, the authors determine ρ_m and ρ_r in terms of a by considering the cosmic fluid to have only two components at any given time – dynamical dark energy and either matter or radiation, depending on which of the two dominates. The expressions thus obtained are then used to formulate $\rho_{\Lambda(H)}$ as a function of ρ_m and ρ_r . The fact that we do not simplify our analysis likewise introduces more terms into the relevant equations, as does our decision to treat Ω_k^0 as a free parameter for part of the study. In conclusion, the relations we get for ρ_{cdm} and $\rho_{\Lambda(H)}$ – Eqs. (14) and (15), respectively – include several different combinations of B and C , so that it is not possible to reduce the number of degrees of freedom as detailed in Ref. [25].

The constraints we obtain in the context of a flat geometry are nonetheless instructive. The most prominent

feature of Fig. 1 is the shift in the marginalized 2D posteriors that is brought about by the addition of LSS data. Table VIII shows that (in the absence of the H_0^R likelihood) this shift results in negative mean values for B and C – rather than the positive ones we get otherwise (Table VII). A second characteristic which emerges in Fig. 1 is the correlation between B (or C) and H_0 . In the case of B , this behavior is in stark contrast with the negative correlation observed in the RVM scenario (Figs. 3 and 4). The fact that a larger value of H_0 favors a larger B explains why, in the top panel of Fig. 1, the contours obtained with the ALL + H_0^R and ALL + LSS + H_0^R data sets have a marked shift in the direction of increasing B relative to their H_0^E counterparts. The same holds true for C (Fig. 1, bottom panel). Consequently, in the context of a flat geometry, the ALL + H_0^R mean values of B and C are inconsistent with zero within a 1σ confidence interval. However, Fig. 1 plainly demonstrates that the introduction of growth data causes the contours to close around the Λ CDM limit. Additionally, the 2D posteriors for B (or C) vs H_0 make it clear that LSS data lends support to the Hubble constant as established by *Planck* ($H_0 = 67.27 \pm 0.60 \text{ km s}^{-1} \text{Mpc}^{-1}$) [14], rather than to H_0^R . This may be observed in both the flat and non-flat cases (results for the latter are shown in Tables IX and X). We find that even the ALL + H_0^R mean values for H_0 become more compatible with the *Planck* constraints when we add the LSS likelihood. Moreover, the Hubble constant from *Planck* is endorsed irrespectively of whether A_s is allowed to vary, which makes it less likely that this is an indirect consequence of using the Λ CDM value for A_s . Before the possibility can be ruled out, however, one would need to repeat the procedure with a wider Gaussian likelihood for A_s .¹⁵

¹⁵ If we opt for a flat prior instead, the LSS likelihood attempts to make model predictions compatible with data by ‘picking’ values of A_s well outside the established range.

TABLE X. Mean values and 1σ confidence limits obtained in the context of a GRVM scenario. Ω_k^0 was treated as a free parameter. More details may be found in the caption of Table VIII .

Parameter	ALL+LSS	ALL+LSS+ H_0^R	ALL+LSS+ H_0^E	ALL+LSS	ALL+LSS+ H_0^R	ALL+LSS+ H_0^E
H_0	$67.7460^{+0.8958}_{-0.9245}$	$69.0740^{+0.7971}_{-0.8411}$	$67.8870^{+0.8656}_{-0.8824}$	$67.7420^{+0.9102}_{-0.9459}$	$69.1410^{+0.8361}_{-0.8330}$	$67.9370^{+0.8750}_{-0.8964}$
$10^3 \Omega_b^0 h^2$	$22.4070^{+0.1716}_{-0.1729}$	$22.4430^{+0.1723}_{-0.1756}$	$22.4140^{+0.1743}_{-0.1733}$	$22.4090^{+0.1716}_{-0.1730}$	$22.4400^{+0.1664}_{-0.1741}$	$22.4180^{+0.1739}_{-0.1709}$
$\Omega_{\text{cdm}}^0 h^2$	$0.1157^{+0.0026}_{-0.0028}$	$0.1180^{+0.0026}_{-0.0027}$	$0.1160^{+0.0026}_{-0.0028}$	$0.1159^{+0.0027}_{-0.0028}$	$0.1183^{+0.0027}_{-0.0026}$	$0.1162^{+0.0027}_{-0.0028}$
Ω_k^0	$-0.0050^{+0.0106}_{-0.0141}$	$-0.0073^{+0.0064}_{-0.0155}$	$-0.0029^{+0.0105}_{-0.0124}$	$-0.0035^{+0.0111}_{-0.0129}$	$-0.0062^{+0.0071}_{-0.0160}$	$-0.0040^{+0.0108}_{-0.0149}$
B	$0.1637^{+0.8362}_{-0.2790}$	$0.3591^{+0.6489}_{-0.2050}$	$0.0834^{+0.6882}_{-0.4039}$	$0.0979^{+0.7169}_{-0.4212}$	$0.3148^{+0.6953}_{-0.3449}$	$0.1248^{+0.8194}_{-0.3556}$
C	$0.1019^{+0.5339}_{-0.1816}$	$0.2282^{+0.4148}_{-0.1312}$	$0.0508^{+0.4411}_{-0.2577}$	$0.0599^{+0.4592}_{-0.2687}$	$0.2000^{+0.4444}_{-0.2230}$	$0.0773^{+0.5241}_{-0.2270}$
n_s	$0.9680^{+0.0052}_{-0.0051}$	$0.9687^{+0.0050}_{-0.0052}$	$0.9682^{+0.0053}_{-0.0052}$	$0.9681^{+0.0051}_{-0.0052}$	$0.9686^{+0.0051}_{-0.0052}$	$0.9682^{+0.0049}_{-0.0053}$
$\ln(10^{10} A_s)$	--	--	--	$3.0584^{+0.0311}_{-0.0293}$	$3.0514^{+0.0309}_{-0.0275}$	$3.0578^{+0.0302}_{-0.0293}$
$\Omega_{\Lambda(H)}^0$	$0.7038^{+0.0170}_{-0.0132}$	$0.7128^{+0.0193}_{-0.0091}$	$0.7024^{+0.0154}_{-0.0130}$	$0.7021^{+0.0152}_{-0.0144}$	$0.7116^{+0.0198}_{-0.0102}$	$0.7034^{+0.0176}_{-0.0141}$

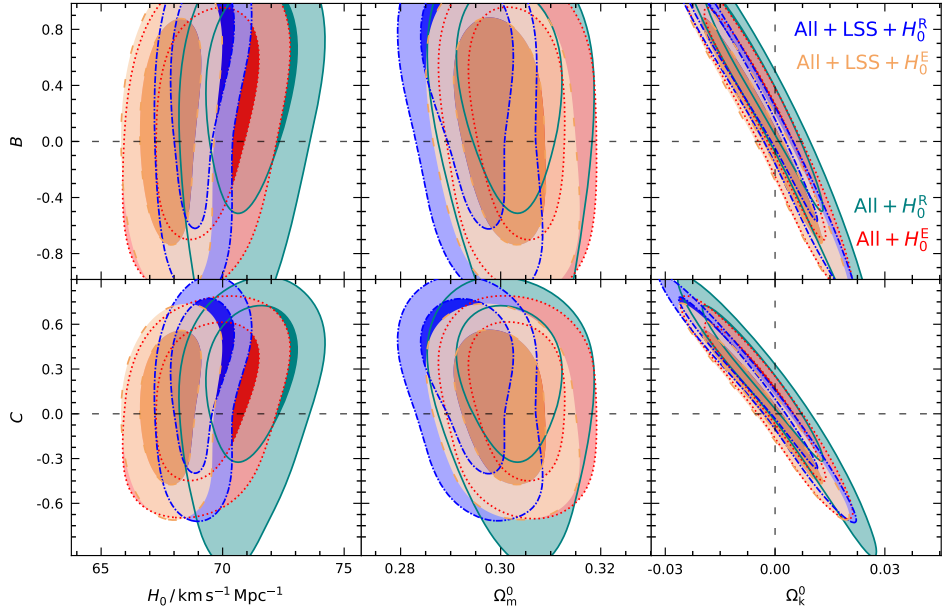


FIG. 2: (top panel) Marginalized posterior probability distributions for the GRVM parameter B vs (left) H_0 , (center) Ω_m^0 , (right) Ω_k^0 . The bottom panel shows analogous plots for the second GRVM parameter, C .

TABLE XI. Mean values and 1σ confidence limits obtained in the context of a flat RVM scenario. LSS data was excluded from the analysis. More details may be found in the caption of Table VII .

Parameter	ALL	ALL + H_0^R	ALL + H_0^E
H_0	$67.4240^{+0.4759}_{-0.4944}$	$67.8950^{+0.4785}_{-0.4939}$	$67.4900^{+0.4723}_{-0.4939}$
$10^3 \Omega_b^0 h^2$	$22.3030^{+0.1380}_{-0.1387}$	$22.3830^{+0.1378}_{-0.1373}$	$22.3140^{+0.1393}_{-0.1383}$
$\Omega_{\text{cdm}}^0 h^2$	$0.1175^{+0.0032}_{-0.0035}$	$0.1190^{+0.0033}_{-0.0036}$	$0.1177^{+0.0032}_{-0.0035}$
$10^3 B$	$3.0279^{+3.1358}_{-3.1698}$	$1.0225^{+3.1603}_{-3.1745}$	$2.7498^{+3.1121}_{-3.1691}$
$\Omega_{\Lambda(H)}^0$	$0.6925^{+0.0066}_{-0.0064}$	$0.6932^{+0.0067}_{-0.0064}$	$0.6926^{+0.0066}_{-0.0064}$

C. The RVM

The results for the RVM are summarized in Tables XI–XIV. As can be deduced from Figs. 3 and 4 (left panel), there is significant negative correlation between the model parameter B and the Hubble constant H_0 , although in the flat case the use of LSS data makes this much less pronounced. The said correlation explains why including H_0^R with the observational data – rather than the lower value of H_0^E – shifts the corresponding contours in all the plots of Figs. 3 and 4 downwards, in the direction of decreasing B .

The introduction of LSS data is a game-changer. In the flat scenario, it reduces or even neutralizes the positive/negative correlation between B and the parameters

TABLE XII. Mean values and 1σ confidence limits obtained in the context of a flat RVM scenario. More details may be found in the caption of Table VIII .

Parameter	ALL+LSS	ALL+LSS+ H_0^R	ALL+LSS+ H_0^E	ALL+LSS	ALL+LSS+ H_0^R	ALL+LSS+ H_0^E
H_0	$67.8130^{+0.6130}_{-0.6275}$	$68.4770^{+0.5816}_{-0.5896}$	$67.9030^{+0.6059}_{-0.6135}$	$67.8270^{+0.6179}_{-0.6319}$	$68.5050^{+0.5812}_{-0.6036}$	$67.9160^{+0.6059}_{-0.6155}$
$10^3 \Omega_b^0 h^2$	$22.3780^{+0.1568}_{-0.1561}$	$22.4970^{+0.1517}_{-0.1497}$	$22.3940^{+0.1551}_{-0.1551}$	$22.3800^{+0.1550}_{-0.1560}$	$22.4990^{+0.1512}_{-0.1509}$	$22.3960^{+0.1548}_{-0.1547}$
$\Omega_{\text{cdm}}^0 h^2$	$0.1158^{+0.0019}_{-0.0019}$	$0.1161^{+0.0019}_{-0.0019}$	$0.1159^{+0.0019}_{-0.0019}$	$0.1159^{+0.0019}_{-0.0020}$	$0.1163^{+0.0019}_{-0.0020}$	$0.1160^{+0.0019}_{-0.0020}$
$10^3 B$	$3.6665^{+1.9661}_{-2.0391}$	$2.3309^{+1.8986}_{-1.9689}$	$3.4801^{+1.9351}_{-2.0277}$	$3.5647^{+2.0408}_{-2.1165}$	$2.1456^{+1.9740}_{-2.0357}$	$3.3725^{+2.0146}_{-2.0964}$
n_s	$0.9670^{+0.0045}_{-0.0046}$	$0.9705^{+0.0044}_{-0.0044}$	$0.9675^{+0.0045}_{-0.0045}$	$0.9671^{+0.0046}_{-0.0045}$	$0.9706^{+0.0044}_{-0.0044}$	$0.9675^{+0.0045}_{-0.0045}$
$\ln(10^{10} A_s)$	--	--	--	$3.0564^{+0.0307}_{-0.0294}$	$3.0525^{+0.0311}_{-0.0294}$	$3.0559^{+0.0308}_{-0.0293}$
$\Omega_{\Lambda(H)}^0$	$0.6994^{+0.0063}_{-0.0061}$	$0.7043^{+0.0060}_{-0.0058}$	$0.7000^{+0.0062}_{-0.0060}$	$0.6993^{+0.0063}_{-0.0060}$	$0.7042^{+0.0060}_{-0.0058}$	$0.6999^{+0.0062}_{-0.0060}$

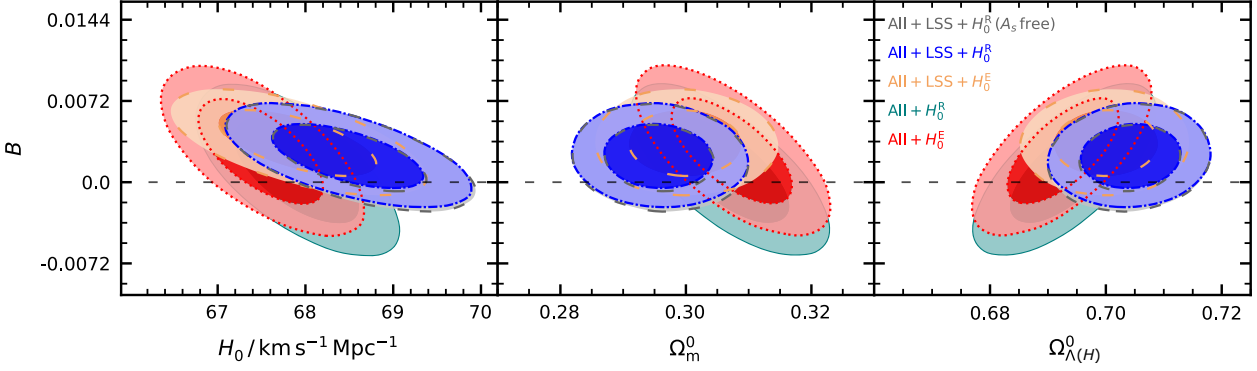


FIG. 3: Marginalized posterior probability distributions for the RVM parameter B vs (left) H_0 , (center) Ω_m^0 , (right) $\Omega_{\Lambda(H)}^0$. We assume a spatially flat space-time.

H_0 , Ω_m^0 and $\Omega_{\Lambda(H)}^0$ (Fig. 3). This makes the constraints on B less compatible with the Λ CDM limit, and indeed the new 1D posteriors for B exclude a null value at a little over 1σ . Similar behavior is noted when Ω_k^0 is allowed to vary. A few differences are worth mentioning, however: in the presence of spatial curvature, the effect of the LSS likelihood on the negative correlation between B and H_0 is less significant (Fig. 4). Furthermore, comparison of the average values of B in Tables XIII and XIV reveals that the addition of growth data changes their sign from negative to positive (which results from the tightening of contours around positive values of B ; see Fig. 4). Another point of interest is the fact that while the ALL + H_0^R posteriors favor an open universe at more than 2σ , the inclusion of LSS data causes them to close up around $\Omega_k = 0$. Moreover, we note that the tendency of the LSS likelihood to select smaller values for the Hubble constant emerges again in the non-flat case. It may easily be deduced that the resulting mean values of H_0 resonate with the *Planck* constraint rather than with H_0^R .

Let us now take a look at the literature and see how our findings for the flat scenario fare in comparison (the studies we consider are based on the assumption of spatial flatness). The authors of Ref. [36] report that the

TABLE XIII. Mean values and 1σ confidence limits obtained in the context of an RVM scenario. LSS data was excluded from the analysis, and spatial flatness was not imposed. More details may be found in the caption of Table VII .

Parameter	ALL	ALL + H_0^R	ALL + H_0^E
H_0	$68.5350^{+1.5435}_{-1.5236}$	$70.7750^{+1.1456}_{-1.1488}$	$68.8920^{+1.4166}_{-1.3974}$
$10^3 \Omega_b^0 h^2$	$22.2870^{+0.1420}_{-0.1399}$	$22.2940^{+0.1409}_{-0.1396}$	$22.2870^{+0.1394}_{-0.1404}$
$\Omega_{\text{cdm}}^0 h^2$	$0.1220^{+0.0066}_{-0.0069}$	$0.1309^{+0.0055}_{-0.0057}$	$0.1234^{+0.0062}_{-0.0065}$
$10^3 \Omega_k^0$	$2.1474^{+2.9676}_{-2.6744}$	$5.9320^{+2.1120}_{-2.0502}$	$2.7793^{+2.6796}_{-2.5027}$
$10^3 B$	$-0.3265^{+4.9193}_{-5.8219}$	$-7.1221^{+3.6466}_{-4.1096}$	$-1.5054^{+4.6128}_{-5.2781}$
$\Omega_{\Lambda(H)}^0$	$0.6908^{+0.0069}_{-0.0068}$	$0.6883^{+0.0067}_{-0.0065}$	$0.6903^{+0.0068}_{-0.0067}$

RVM appears to be more consistent with observations than Λ CDM, and furthermore remark that the inclusion of an LSS likelihood tips the balance in favor of the *Planck* value for H_0 . Our results paint a somewhat different picture. We find no statistically significant evidence that the RVM is preferred over Λ CDM (more details are provided in subsection IV E). Secondly, the addition of LSS data increases the mean values of H_0 slightly when

TABLE XIV. Mean values and 1σ confidence limits obtained in the context of an RVM scenario. Ω_k^0 was treated as a free parameter. More details may be found in the caption of Table VIII .

Parameter	ALL+LSS	ALL+LSS+ H_0^R	ALL+LSS+ H_0^E	ALL+LSS	ALL+LSS+ H_0^R	ALL+LSS+ H_0^E
H_0	$67.5010^{+0.8679}_{-0.8693}$	$68.7760^{+0.7858}_{-0.7956}$	$67.7000^{+0.8428}_{-0.8546}$	$67.5280^{+0.8876}_{-0.8918}$	$68.8250^{+0.8011}_{-0.8075}$	$67.7310^{+0.8496}_{-0.8716}$
$10^3\Omega_b^0 h^2$	$22.4130^{+0.1730}_{-0.1696}$	$22.4500^{+0.1730}_{-0.1714}$	$22.4180^{+0.1728}_{-0.1723}$	$22.4120^{+0.1723}_{-0.1725}$	$22.4490^{+0.1724}_{-0.1725}$	$22.4190^{+0.1717}_{-0.1733}$
$\Omega_{\text{cdm}}^0 h^2$	$0.1150^{+0.0026}_{-0.0026}$	$0.1170^{+0.0025}_{-0.0025}$	$0.1153^{+0.0025}_{-0.0026}$	$0.1151^{+0.0026}_{-0.0027}$	$0.1173^{+0.0026}_{-0.0027}$	$0.1154^{+0.0026}_{-0.0027}$
$10^3\Omega_k^0$	$-1.0358^{+2.1119}_{-2.0708}$	$1.0969^{+1.9576}_{-1.9154}$	$-0.6868^{+2.0555}_{-2.0362}$	$-0.9842^{+2.1179}_{-2.0898}$	$1.1876^{+1.9680}_{-1.9402}$	$-0.6480^{+2.0761}_{-2.0397}$
$10^3 B$	$4.0567^{+2.1064}_{-2.2043}$	$2.0203^{+1.9293}_{-2.0197}$	$3.7450^{+2.0332}_{-2.1945}$	$3.9637^{+2.1855}_{-2.3301}$	$1.7766^{+2.0335}_{-2.1403}$	$3.6112^{+2.1647}_{-2.2666}$
n_s	$0.9682^{+0.0052}_{-0.0051}$	$0.9689^{+0.0051}_{-0.0051}$	$0.9683^{+0.0052}_{-0.0052}$	$0.9682^{+0.0051}_{-0.0052}$	$0.9689^{+0.0052}_{-0.0052}$	$0.9683^{+0.0052}_{-0.0052}$
$\ln(10^{10} A_s)$	--	--	--	$3.0581^{+0.0311}_{-0.0292}$	$3.0504^{+0.0315}_{-0.0302}$	$3.0572^{+0.0312}_{-0.0294}$
$\Omega_{\Lambda(H)}^0$	$0.6994^{+0.0063}_{-0.0059}$	$0.7039^{+0.0060}_{-0.0057}$	$0.7001^{+0.0062}_{-0.0060}$	$0.6993^{+0.0063}_{-0.0061}$	$0.7036^{+0.0060}_{-0.0058}$	$0.7000^{+0.0063}_{-0.0060}$

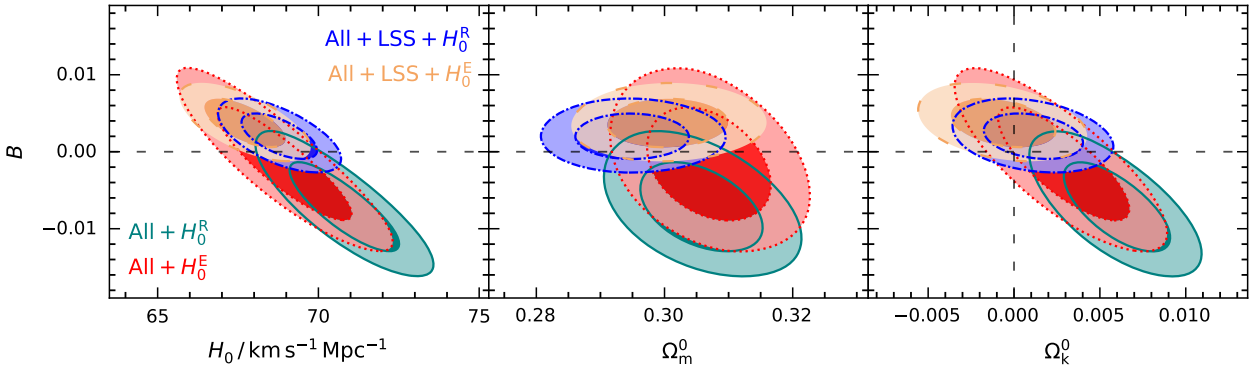


FIG. 4: Marginalized posterior probability distributions for the RVM parameter B vs (left) H_0 , (center) Ω_m^0 , (right) Ω_k^0 .

$\Omega_k^0 = 0$, although we cannot say that it spoils the consistency with the *Planck* constraints. We nonetheless note that once the conversion from ν to B ($= 3\nu$) is made, the mean values of B and the corresponding uncertainties (Tables XI and XII) are found to be of the same order of magnitude¹⁶ as those obtained in Ref. [36] with the full data set.

The tendency of the RVM to lend support to the *Planck* bounds for H_0 is also pointed out in Ref. [37]. The authors find that $\nu = 0$ is excluded at more than 3σ when they include LSS data, and although our results do not corroborate this conclusion, the mean and uncertainty for ν again translate into values for B that match ours in order of magnitude. The same can be said of the constraints placed on ν in Ref. [38] by means of a fit to SNeIa+BAO+ $H(z)$ +LSS+BBN+CMB data. This despite the fact that the study in question considers radi-

ation to interact with dark energy, which is not the case here. We note that our mean values for B (excluding the ones obtained with the ALL + H_0^R and ALL + LSS + H_0^R data sets) have ν equivalents that lie within 1σ of the value found in Ref. [38] using the full data set.

TABLE XV. Mean values and 1σ confidence limits obtained in the context of a flat GRVS scenario. LSS data was excluded from the analysis. More details may be found in the caption of Table VII .

Parameter	ALL	ALL + H_0^R	ALL + H_0^E
H_0	$68.2640^{+0.7812}_{-0.8232}$	$69.2520^{+0.7381}_{-0.7772}$	$68.3850^{+0.7663}_{-0.8033}$
$10^3\Omega_b^0 h^2$	$22.4300^{+0.1647}_{-0.1640}$	$22.5740^{+0.1559}_{-0.1563}$	$22.4490^{+0.1627}_{-0.1617}$
$\Omega_{\text{cdm}}^0 h^2$	$0.1193^{+0.0036}_{-0.0040}$	$0.1222^{+0.0037}_{-0.0041}$	$0.1197^{+0.0036}_{-0.0040}$
$10^3 C$	$-0.1050^{+2.4635}_{-2.4237}$	$2.2458^{+2.3401}_{-2.2670}$	$0.1792^{+2.4189}_{-2.3773}$
$\Omega_{\Lambda(H)}^0$	$0.6957^{+0.0069}_{-0.0066}$	$0.6980^{+0.0069}_{-0.0066}$	$0.6960^{+0.0069}_{-0.0066}$

¹⁶ Two values ($a \times 10^p$ and $b \times 10^p$, where $1 \leq a, b < 10$ and p is an integer) shall be deemed to have the same magnitude if $|a - b| < 5$.

Given the quantity $M_{-\ell}^{+n}$, we shall refer to $n+\ell$ as the *uncertainty* in M .

On the contrary, our results are in some tension with that of Ref. [29] [$\nu = B/3 = (1.37^{+0.72}_{-0.95}) \times 10^{-4}$]. The authors attribute their strong constraints on ν to the

TABLE XVI. Mean values and 1σ confidence limits obtained in the context of a flat GRVS scenario. More details may be found in the caption of Table VIII .

Parameter	ALL+LSS	ALL+LSS+ H_0^R	ALL+LSS+ H_0^E	ALL+LSS	ALL+LSS+ H_0^R	ALL+LSS+ H_0^E
H_0	$67.7840^{+0.6186}_{-0.6298}$	$68.4770^{+0.5943}_{-0.5972}$	$67.8800^{+0.6095}_{-0.6200}$	$67.8000^{+0.6284}_{-0.6370}$	$68.4960^{+0.5958}_{-0.5968}$	$67.8990^{+0.6132}_{-0.6292}$
$10^3 \Omega_b^0 h^2$	$22.3790^{+0.1543}_{-0.1565}$	$22.5010^{+0.1519}_{-0.1500}$	$22.3960^{+0.1540}_{-0.1539}$	$22.3820^{+0.1549}_{-0.1567}$	$22.5020^{+0.1501}_{-0.1493}$	$22.3980^{+0.1547}_{-0.1540}$
$\Omega_{\text{cdm}}^0 h^2$	$0.1157^{+0.0019}_{-0.0019}$	$0.1161^{+0.0019}_{-0.0019}$	$0.1158^{+0.0019}_{-0.0019}$	$0.1158^{+0.0019}_{-0.0019}$	$0.1163^{+0.0019}_{-0.0020}$	$0.1159^{+0.0020}_{-0.0020}$
$10^3 C$	$-2.3810^{+1.3190}_{-1.2607}$	$-1.4761^{+1.2662}_{-1.2102}$	$-2.2558^{+1.2957}_{-1.2541}$	$-2.3120^{+1.3602}_{-1.3179}$	$-1.3684^{+1.3103}_{-1.2737}$	$-2.1795^{+1.3530}_{-1.3042}$
n_s	$0.9671^{+0.0045}_{-0.0045}$	$0.9706^{+0.0044}_{-0.0044}$	$0.9675^{+0.0044}_{-0.0044}$	$0.9671^{+0.0045}_{-0.0045}$	$0.9707^{+0.0044}_{-0.0044}$	$0.9676^{+0.0045}_{-0.0045}$
$\ln(10^{10} A_s)$	--	--	--	$3.0565^{+0.0309}_{-0.0295}$	$3.0522^{+0.0309}_{-0.0294}$	$3.0560^{+0.0310}_{-0.0292}$
$\Omega_{\Lambda(H)}^0$	$0.6993^{+0.0063}_{-0.0061}$	$0.7043^{+0.0060}_{-0.0057}$	$0.7000^{+0.0062}_{-0.0060}$	$0.6992^{+0.0063}_{-0.0061}$	$0.7041^{+0.0060}_{-0.0057}$	$0.6999^{+0.0062}_{-0.0060}$

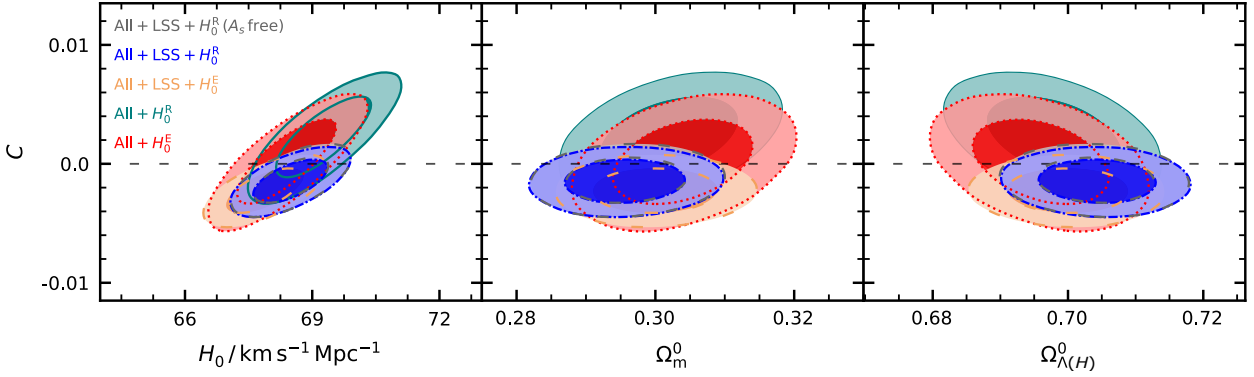


FIG. 5: Marginalized posterior probability distributions for the GRVS parameter C vs (left) H_0 , (center) Ω_m^0 , (right) $\Omega_{\Lambda(H)}^0$. We assume a spatially flat space-time.

TABLE XVII. Mean values and 1σ confidence limits obtained in the context of a GRVS scenario. LSS data was excluded from the analysis, and the condition of spatial flatness was not imposed. More details may be found in the caption of Table VII .

Parameter	ALL	ALL + H_0^R	ALL + H_0^E
H_0	$68.7530^{+1.5454}_{-1.5507}$	$70.9130^{+1.1628}_{-1.1578}$	$69.0730^{+1.4051}_{-1.4109}$
$10^3 \Omega_b^0 h^2$	$22.4090^{+0.1726}_{-0.1718}$	$22.4320^{+0.1720}_{-0.1700}$	$22.4120^{+0.1716}_{-0.1715}$
$\Omega_{\text{cdm}}^0 h^2$	$0.1214^{+0.0066}_{-0.0070}$	$0.1298^{+0.0056}_{-0.0058}$	$0.1227^{+0.0062}_{-0.0064}$
$10^3 \Omega_k^0$	$1.0452^{+2.9292}_{-2.7865}$	$4.3585^{+2.3047}_{-2.2526}$	$1.5638^{+2.7015}_{-2.6167}$
$10^3 C$	$0.7443^{+3.7198}_{-3.2210}$	$4.9508^{+2.6763}_{-2.3946}$	$1.4163^{+3.3940}_{-2.9272}$
$\Omega_{\Lambda(H)}^0$	$0.6946^{+0.0074}_{-0.0073}$	$0.6928^{+0.0074}_{-0.0072}$	$0.6943^{+0.0074}_{-0.0072}$

effectiveness of CMB temperature fluctuations as cosmological probes [29]. One should keep in mind, however, that the approach taken in Ref. [29] differs from ours in a number of ways, the most prominent being the assumption that dark energy decays into both radiation and matter, and the incorporation of massive neutrinos into the model.

We turn our attention to the study presented in Ref. [26] next. Here, the joint analysis is based on measurements of observables associated with SNeIa, BAOs, cosmic chronometers, LSS and the CMB, and again it transpires that the mean value of ν and associated standard deviation have the same order of magnitude as the ones we get (for $B/3$). The authors also investigate the impact of the individual likelihoods on the results, and observe that using both LSS and CMB data tightens constraints on ν , consequently endowing it with a definite sign. They go on to show that the absence of either makes ν compatible with the Λ CDM limit ($\nu = 0$). The authors conclude that the BAO+LSS+CMB combination excludes the standard model at more than 3σ .

Although some of the above studies allow radiation to couple with vacuum energy, we decide not to do likewise. There is an important reason for this: namely, any interaction between radiation and dark energy would cause the CMB temperature (T_{CMB}) to scale differently with redshift than it does in Λ CDM. Additionally, any net changes in photon number would alter the relation between the angular diameter and luminosity distances [143]. The literature contains many examples of studies that have constrained departures from the standard-model prediction for T_{CMB} [$T_{\text{CMB}} \propto (1+z)$] [143–146],

TABLE XVIII. Mean values and 1σ confidence limits obtained with each data set combination in the context of a GRVS scenario. Ω_k^0 was treated as a free parameter. More details may be found in the caption of Table VIII .

Parameter	ALL+LSS	ALL+LSS+ H_0^R	ALL+LSS+ H_0^E	ALL+LSS	ALL+LSS+ H_0^R	ALL+LSS+ H_0^E
H_0	$67.5080^{+0.8646}_{-0.8940}$	$68.7710^{+0.7891}_{-0.7891}$	$67.7040^{+0.8326}_{-0.8632}$	$67.5270^{+0.8799}_{-0.9011}$	$68.8250^{+0.7975}_{-0.8066}$	$67.7270^{+0.8537}_{-0.8650}$
$10^3\Omega_b^0h^2$	$22.4130^{+0.1718}_{-0.1742}$	$22.4490^{+0.1719}_{-0.1728}$	$22.4190^{+0.1739}_{-0.1709}$	$22.4140^{+0.1734}_{-0.1718}$	$22.4500^{+0.1720}_{-0.1716}$	$22.4170^{+0.1707}_{-0.1723}$
$\Omega_{\text{cdm}}^0h^2$	$0.1150^{+0.0025}_{-0.0026}$	$0.1170^{+0.0025}_{-0.0025}$	$0.1153^{+0.0025}_{-0.0026}$	$0.1151^{+0.0026}_{-0.0027}$	$0.1173^{+0.0026}_{-0.0026}$	$0.1154^{+0.0026}_{-0.0027}$
$10^3\Omega_k^0$	$-0.9464^{+2.0824}_{-2.0889}$	$1.1408^{+1.9543}_{-1.9133}$	$-0.6118^{+2.0552}_{-2.0364}$	$-0.9229^{+2.1097}_{-2.0864}$	$1.2022^{+1.9458}_{-1.9261}$	$-0.5637^{+2.0727}_{-2.0289}$
10^3C	$-2.5839^{+1.4209}_{-1.3420}$	$-1.2927^{+1.2993}_{-1.2392}$	$-2.3797^{+1.3910}_{-1.3091}$	$-2.5323^{+1.4719}_{-1.4069}$	$-1.1341^{+1.3627}_{-1.2930}$	$-2.3232^{+1.4490}_{-1.3732}$
n_s	$0.9682^{+0.0052}_{-0.0052}$	$0.9689^{+0.0051}_{-0.0052}$	$0.9683^{+0.0052}_{-0.0051}$	$0.9682^{+0.0051}_{-0.0052}$	$0.9690^{+0.0052}_{-0.0052}$	$0.9683^{+0.0052}_{-0.0052}$
$\ln(10^{10}A_s)$	--	--	--	$3.0584^{+0.0309}_{-0.0297}$	$3.0504^{+0.0313}_{-0.0299}$	$3.0571^{+0.0312}_{-0.0296}$
$\Omega_{\Lambda(H)}^0$	$0.6993^{+0.0063}_{-0.0061}$	$0.7038^{+0.0060}_{-0.0059}$	$0.7000^{+0.0062}_{-0.0060}$	$0.6993^{+0.0063}_{-0.0061}$	$0.7036^{+0.0061}_{-0.0058}$	$0.6999^{+0.0062}_{-0.0061}$

or placed bounds on violations of the distance-duality relation [147–150]. As yet, however, no compelling evidence of deviations from Λ CDM has been found. In other words, there is currently little observational justification for energy exchange between radiation and the vacuum to be incorporated into a cosmological model.

In the same vein, since Ω_b^0 is subject to very tight constraints, we refrain from coupling the baryon component with dark energy, as this would alter the way in which ρ_b scales with redshift. The reader is referred to Refs. [151] and [152] (and the works cited therein) for a review of the said constraints.

D. The GRVS

Results are presented in Tables XV–XVIII. The inclusion of LSS data again proves to be important. In the flat case, it tightens constraints on C and endows it with a definite (negative) sign, while also reducing (or even neutralizing) the correlation between C and the parameters H_0 , Ω_m^0 and $\Omega_{\Lambda(H)}^0$ (Fig. 5). As a result, the 1D posteriors for C exclude the Λ CDM limit at a little over 1σ . The situation is in many ways analogous to the RVM scenario. When the assumption of spatial flatness is relaxed, we again find that LSS data shows mild preference for a closed (rather than open) geometry, and tends to decrease the mean values of H_0 (Fig. 6). Contrary to what was observed for the RVM, the latter effect is also noted in the flat case.

The correlation between C and H_0 explains why the H_0^R likelihood shifts the contours in Figs. 5 and 6 in the direction of increasing C . The introduction of growth data makes this displacement much less pronounced.

Before we move on, let us consider how well the GRVM, RVM and GRVS account for RSD measurements. The values of $f\sigma_8(z)$ inferred from CMB data (for a Λ CDM cosmology) seem to be in excess of what observations related to structure growth suggest. This is a result of the fact that the constraints on Ω_m^0 and $\sigma_{8,0}$ obtained

from weak lensing, Sunyaev-Zel’dovich cluster counts, and RSDs appear to be in some tension with the Planck analysis of primary fluctuations [131]. However, the cause of the discrepancy is as yet a subject of debate. According to a recent study, the lower value for the reionization optical depth reported in more recent *Planck* papers has partially solved the problem [153]. Whether or not any tension is detected also depends on the choice of data set. In particular, RSD measurements published in the last few years tend to probe higher redshifts, at which degeneracies can set in between different models. Such measurements are therefore more likely to be consistent with the Λ CDM values for $f\sigma_8$ [131].

Figs. 7 and 8 show the variation of $f\sigma_8$ with z for the dynamical- Λ models and Λ CDM. Most of the data points are located below the Λ CDM curve, so the fact that the GRVM, RVM and GRVS yield smaller values for $f\sigma_8(z)$ augurs well, and indeed one notes that – in the majority of cases – the dynamical- Λ curves are closer to the mean values of the observations. By comparing the results for $\sigma_{8,0}$ (provided in the captions of Figs. 7 and 8) with the *Planck* value of ~ 0.8 [14], we may additionally deduce that the lower $f\sigma_8$ curves are mainly a consequence of a smaller $\sigma_{8,0}$. Finally, it appears that the addition of H_0^R to the data set yields a slightly higher value of $f\sigma_8$ at a given z . This observation is perfectly in accord with our conclusion that LSS data lends support to the *Planck* constraints on H_0 .

E. Comparison with Λ CDM

In this subsection, we consider the cosmological parameter constraints obtained by using the ALL + LSS, ALL + LSS + H_0^R and ALL + LSS + H_0^E data sets in the framework of a Λ CDM cosmology with freely-varying Ω_k^0 . The mean values and 1σ confidence limits are presented in Table XIX.

How may we compare the results obtained for Λ CDM with those for the GRVM, RVM and GRVS? The number

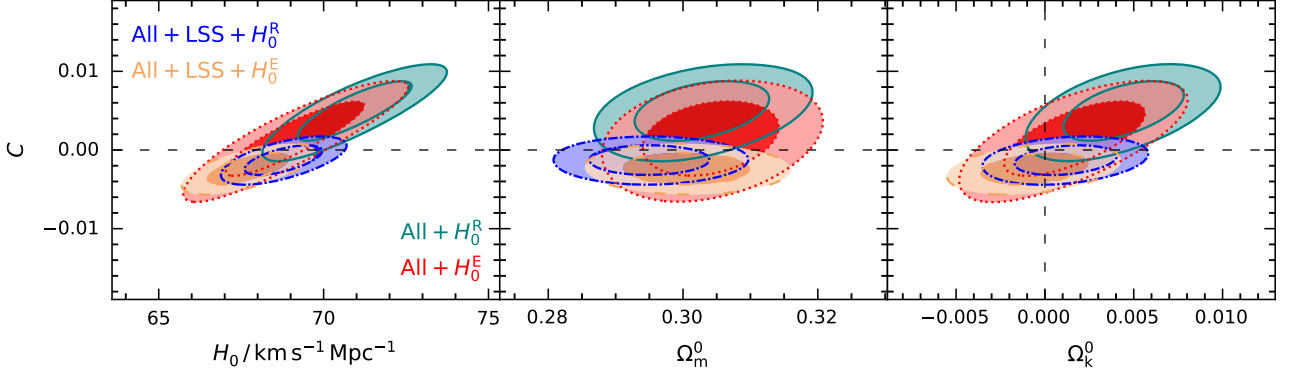


FIG. 6: Marginalized posterior probability distributions for the GRVS parameter C vs (left) H_0 , (center) Ω_m^0 , (right) Ω_k^0 .

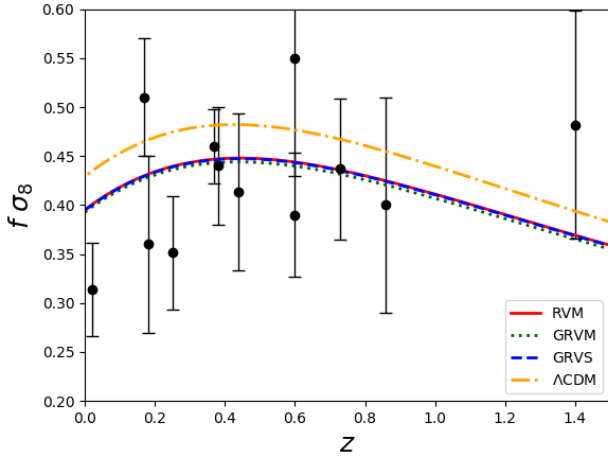


FIG. 7: The variation of $f\sigma_8$ with z in a flat scenario. The data points of Table V are shown as black circles with 1σ error bars, and it can be seen that they mainly probe redshifts less than unity, at which different models are less likely to be degenerate [131]. The dynamical- Λ curves are based on the ALL+LSS (+ fixed A_s) mean values, and have $\sigma_{8,0}$ equal to 0.7748 (RVM), 0.7660 (GRVM) and 0.7736 (GRVS). The Λ CDM curve was obtained using the TT+lowP+lensing results from Ref. [15].

of baseline parameters differs from model to model (11 for the GRVM, 10 for the RVM and GRVS, and 9 in the case of Λ CDM), so one cannot simply assess performance by looking at the minimum χ^2 . Instead, we employ the Akaike Information Criterion (AIC) [154]. This takes into account both the number of free parameters (p) and the value of the maximum likelihood (\mathcal{L}_{\max}):

$$\text{AIC} = 2p - 2 \ln(\mathcal{L}_{\max}) . \quad (53)$$

Additionally, since the theoretical quantities associated with each likelihood are treated as samples from a multivariate Gaussian distribution, the AIC may equiv-

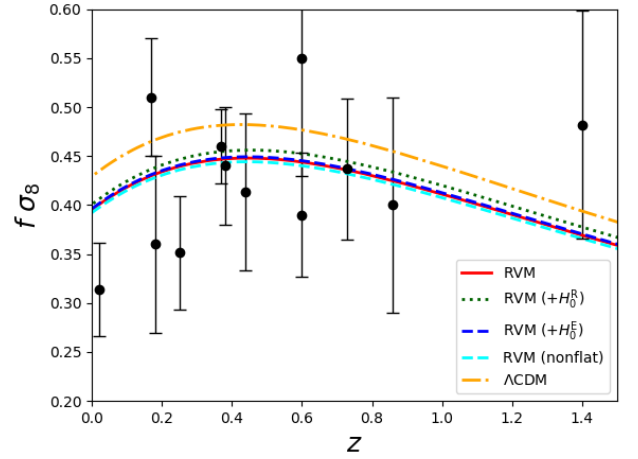


FIG. 8: The variation of $f\sigma_8$ with z . The dynamical- Λ curves are based on the mean values obtained using the ALL+LSS data set (or, where indicated in the legend, ALL+LSS+ H_0^R / $+H_0^E$) with $\ln(10^{10} A_s)$ fixed at 3.062; $\sigma_{8,0}$ equates to 0.7748 (RVM), 0.7909 (RVM+ H_0^R), 0.7773 (RVM+ H_0^E) and 0.7676 (RVM-nonflat). We assume a flat geometry in all cases but one. The sole exception is labeled accordingly.

alently be expressed in terms of the minimum χ^2 :

$$\text{AIC} = 2p + \chi_{\min}^2 . \quad (54)$$

Another tool for model selection is the Bayesian Information Criterion (BIC) [155]:

$$\text{BIC} = p \ln N - 2 \ln(\mathcal{L}_{\max}) . \quad (55)$$

Here, N is the number of observations, which in this work amounts to 798 or 799,¹⁷ depending on whether H_0^R or

¹⁷ JLA: 740, $H(z)$: 30, CMB: 4, BAO: 12, LSS: 12 .

TABLE XIX. Mean values and 1σ confidence limits for the baseline cosmological parameters (*top block*) and the derived quantity Ω_Λ^0 (*last row*) in the context of a Λ CDM cosmology. The condition $\Omega_k^0 = 0$ was not imposed.

Parameter	ALL+LSS	ALL+LSS+ H_0^R	ALL+LSS+ H_0^E	ALL+LSS	ALL+LSS+ H_0^R	ALL+LSS+ H_0^E
H_0	$68.6250^{+0.6557}_{-0.6720}$	$69.2690^{+0.6243}_{-0.6256}$	$68.7000^{+0.6456}_{-0.6569}$	$68.6080^{+0.6579}_{-0.6631}$	$69.2560^{+0.6229}_{-0.6348}$	$68.6790^{+0.6499}_{-0.6644}$
$10^3\Omega_b^0 h^2$	$22.4650^{+0.1700}_{-0.1697}$	$22.4740^{+0.1697}_{-0.1707}$	$22.4640^{+0.1711}_{-0.1705}$	$22.4570^{+0.1707}_{-0.1696}$	$22.4680^{+0.1706}_{-0.1694}$	$22.4600^{+0.1703}_{-0.1711}$
$\Omega_{\text{cdm}}^0 h^2$	$0.1190^{+0.0015}_{-0.0015}$	$0.1191^{+0.0015}_{-0.0015}$	$0.1190^{+0.0015}_{-0.0015}$	$0.1191^{+0.0015}_{-0.0015}$	$0.1191^{+0.0015}_{-0.0015}$	$0.1191^{+0.0015}_{-0.0015}$
$10^3\Omega_k^0$	$0.3456^{+1.9551}_{-1.9447}$	$1.6406^{+1.8794}_{-1.8476}$	$0.5135^{+1.9412}_{-1.9091}$	$0.4033^{+1.9647}_{-1.9491}$	$1.6730^{+1.8754}_{-1.8582}$	$0.5333^{+1.9657}_{-1.9232}$
n_s	$0.9698^{+0.0051}_{-0.0051}$	$0.9697^{+0.0051}_{-0.0051}$	$0.9698^{+0.0051}_{-0.0051}$	$0.9696^{+0.0051}_{-0.0051}$	$0.9696^{+0.0051}_{-0.0051}$	$0.9696^{+0.0051}_{-0.0051}$
$\ln(10^{10}A_s)$	--	--	--	$3.0417^{+0.0300}_{-0.0287}$	$3.0425^{+0.0300}_{-0.0286}$	$3.0418^{+0.0303}_{-0.0282}$
Ω_Λ^0	$0.6991^{+0.0063}_{-0.0060}$	$0.7032^{+0.0060}_{-0.0057}$	$0.6995^{+0.0063}_{-0.0060}$	$0.6987^{+0.0063}_{-0.0060}$	$0.7029^{+0.0060}_{-0.0058}$	$0.6992^{+0.0062}_{-0.0060}$

TABLE XX. The AIC and BIC statistics for the RVM, GRVS and Λ CDM. The values in the top, middle and bottom sections were obtained using the ALL + LSS, ALL + LSS + H_0^R and ALL + LSS + H_0^E data sets, respectively. Ω_k^0 was treated as a free parameter in all cases, while A_s was set to a fixed value.

Model	χ_{min}^2	AIC	Δ AIC	BIC	Δ BIC
RVM	722.9	742.9	-1.8	789.7	2.9
GRVS	722.9	742.9	-1.8	789.7	2.9
Λ CDM	726.7	744.7	0.0	786.8	0.0
RVM (+ H_0^R)	733.2	753.2	1.1	800.0	5.8
GRVS (+ H_0^R)	733.1	753.1	1.0	799.9	5.7
Λ CDM (+ H_0^R)	734.1	752.1	0.0	794.3	0.0
RVM (+ H_0^E)	723.7	743.7	-1.4	790.5	3.3
GRVS (+ H_0^E)	723.7	743.7	-1.4	790.5	3.3
Λ CDM (+ H_0^E)	727.1	745.1	0.0	787.3	0.0

H_0^E are included. Provided the assumption of sampling from a multivariate Gaussian distribution holds, Eq. (55) may alternatively take the form

$$\text{BIC} = p \ln N + \chi_{\text{min}}^2. \quad (56)$$

The AIC and BIC for the RVM and GRVS can be found in Tables XX and XXI. We do not include the GRVM, since some of its parameters are not well-constrained in the non-flat case.

Tables XX and XXI demonstrate that the minimum χ^2 for the RVM and GRVS is smaller than its Λ CDM counterpart. What is more, this holds for all three data set combinations. One must however determine whether the difference in χ_{min}^2 is enough to justify the extra free parameter of the RVM and GRVS. The reason is that although the addition of parameters introduces more degrees of freedom – and hence allows the model to better approximate the data – it does not necessarily yield a model of greater merit, because when the information

TABLE XXI. The AIC and BIC statistics for the RVM, GRVS and Λ CDM. Ω_k^0 and A_s were treated as free parameters in all cases.

Model	χ_{min}^2	AIC	Δ AIC	BIC	Δ BIC
RVM	723.1	745.1	-1.2	796.6	3.5
GRVS	722.7	744.7	-1.6	796.2	3.1
Λ CDM	726.3	746.3	0.0	793.1	0.0
RVM (+ H_0^R)	733.2	755.2	1.5	806.7	6.2
GRVS (+ H_0^R)	733.1	755.1	1.4	806.6	6.1
Λ CDM (+ H_0^R)	733.7	753.7	0.0	800.5	0.0
RVM (+ H_0^E)	724.0	746.0	-0.6	797.5	4.1
GRVS (+ H_0^E)	723.7	745.7	-0.9	797.2	3.8
Λ CDM (+ H_0^E)	726.6	746.6	0.0	793.4	0.0

supplied by the data has to be ‘shared’ among more parameters the resulting estimates tend to be less precise [156]. In such cases, information criteria like the AIC and BIC become indispensable to find a trade-off.¹⁸ As can be deduced from Eqs. (53) and (55), the AIC and BIC statistics do not only penalize for a smaller value of \mathcal{L}_{max} , but also for a larger number of free parameters. In general, a smaller AIC/BIC indicates better performance.

Let us consider this in more detail. We start by noting that Δ AIC indicates the level of support the data provides for the model with the smaller AIC. An absolute value between 0 and 2 is usually not deemed enough to draw conclusions. If $|\Delta$ AIC| lies in the range from 2 to 4, the model with the larger AIC is considerably disfavored, while a value of $|\Delta$ AIC| > 10 renders it practically irrelevant. In the same vein, a difference of magnitude 2 in

¹⁸ There is nonetheless a caveat: the AIC and BIC should, strictly speaking, only be applied if certain conditions are satisfied [157, 158]. For instance, they are both meant to be used with independent observations [159, 160].

the BIC is considered as evidence against the model with the larger BIC, while a difference of magnitude 6 or more constitutes strong evidence [161]. We may thus conclude that the models perform similarly when assessed by the AIC. However, the BIC penalizes for extra parameters more harshly than the AIC [162], and consequently provides a considerable level of support for Λ CDM.

V. CONCLUSION

Many of the studies that investigate the nature of dark energy are based on the premise of a spatially flat Universe. However, it has been shown that if the true geometry is not exactly flat, this practice could critically distort the conclusions reached about the dynamics of dark energy [163, 164]. It is therefore important to ask what implications a non-zero Ω_k^0 would have for dark energy scenarios. To this end, we consider three models from the literature that feature a dynamical Λ : the GRVM, whose characteristic $\Lambda(H)$ takes the form $A + BH^2 + CH$ [23], and two sub-cases: the RVM, obtained by setting C to zero [24], and the model we call the GRVS, which has a null value for B instead [30]. We assume that the vacuum only exchanges energy with cold dark matter as it decays. The parameters B and/or C are constrained by means of an MCMC analysis, initially using data for the observables associated with SNIa, cosmic chronometers, the CMB, and BAOs. Each model is first investigated in the context of a flat space-time. Then we allow Ω_k^0 to vary and look for any differences. We also analyze the effects of introducing a measurement of the Hubble constant as a fifth likelihood, and consider two different values for H_0 : the one reported by Riess et al. ($H_0^R = 73.48 \pm 1.66 \text{ km s}^{-1} \text{ Mpc}^{-1}$) [18], and that obtained by Efstathiou (H_0^E) [134], equal to $70.6 \pm 3.3 \text{ km s}^{-1} \text{ Mpc}^{-1}$. Finally, we include LSS observations in the collection of data sets and repeat the whole procedure. The amplitude of the primordial scalar power spectrum, A_s , is either assigned a fixed value or treated as a freely-varying parameter.

In the case of the GRVM, the data we use is insufficient to break parameter degeneracies when the assumption of flatness is relaxed. The constraints we get in the flat scenario are, however, informative: we find that the addition of the LSS likelihood makes the posterior distributions for B and C close around the Λ CDM limit. It also changes the mean values of B and C from positive to negative – although only if H_0^R is absent from the combination of data sets, because the correlation between B (or C) and the Hubble constant causes the H_0^R likelihood to shift the posteriors in the direction of increasing B (or C). We furthermore note that the inclusion of growth data lowers the averages for H_0 , enhancing compatibility with the range of values established by *Planck* [14].

Next, we turn our attention to the RVM. This time, the use of LSS data excludes the Λ CDM limit at a little over 1σ (in both the flat and non-flat cases, with one exception in the latter), while also serving to tighten the 2D posteriors in Fig. 4. When $\Omega_k^0 \neq 0$, we note a change in the sign of the mean values of B from negative to positive, and again find that growth data lends support to values of H_0 which resonate with the *Planck* result. Of particular relevance is the fact that all the constraints on Ω_k^0 become consistent with a flat geometry (within a 1σ confidence interval) once LSS observations are taken into account.

The GRVS parallels the RVM in many ways. Here, too, growth data is responsible for a dynamical Λ being preferred to a cosmological constant at a little over 1σ , and once more this turns out to hold (for the most part) whether or not we assume that the Universe is spatially flat. The LSS likelihood establishes a definite (negative) sign for C and increases compatibility between the average values of H_0 and the *Planck* constraints. Its effect on the 1D posteriors for Ω_k^0 is similar to what was noted for the RVM. In all cases, the addition of LSS observations puts $\Omega_k^0 = 0$ at less than 1σ from the resulting mean, but in its absence both the RVM and GRVS show some preference for an open universe, and indeed the level of support provided by the RVM for a positive Ω_k^0 is over 2σ when H_0^R is included with the data.

In conclusion, our study indicates that a mildly-evolving Λ (modeled as in the RVM or GRVS) is only marginally favored over the cosmological constant. Moreover, this comes at the cost of an extra parameter which – while not given much weight by the AIC – has a negative impact on the BIC score. Another point of interest is the fact that merging the RVM and GRVS expressions for Λ into a two-parameter combination (the GRVM) appears to weaken the support for dynamical vacuum energy. We also investigate what happens when the assumption of spatial flatness is relaxed, and find that the addition of LSS data reduces the ability of the models to accommodate a non-zero Ω_k^0 .

ACKNOWLEDGMENTS

This research has been carried out using computational facilities procured through the European Regional Development Fund, Project ERDF-080 “*A super-computing laboratory for the University of Malta*”. The research work of C. F. disclosed in this publication is partially funded by the Endeavour Scholarship Scheme (Malta). Scholarships are part-financed by the European Union – European Social Fund (ESF) – Operational Programme II– Cohesion Policy 2014-2020 “*Investing in human capital to create more opportunities and promote the well-being of society*”.

The authors would like to thank the anonymous referee for his/her invaluable comments and suggestions.

- [1] L. Miao, L. Xiao-Dong, W. Shuang, and W. Yi, *Commun. Theor. Phys.* **56**, 525 (2011).
- [2] J. Yoo and Y. Watanabe, *Int. J. Mod. Phys. D* **21**, 1230002 (2012).
- [3] A. G. Riess *et al.*, *Astron. J.* **116**, 1009 (1998).
- [4] S. Perlmutter *et al.* (The Supernova Cosmology Project), *Astrophys. J.* **517**, 565 (1999).
- [5] B. P. Schmidt *et al.*, *Astrophys. J.* **507**, 46 (1998).
- [6] A. Einstein, *Sitzungsber. Preuss. Akad. Wiss. Berlin (Math. Phys.)* **1917**, 142 (1917), *translated into English by W. Perrett and G. B. Jeffery*, in *The Principle of Relativity*, by H. A. Lorentz, A. Einstein, H. Minkowski, and H. Weyl (Dover, New York, 1952) pp. 175–188. With notes by A. Sommerfeld.
- [7] M. Tegmark, D. J. Eisenstein, W. Hu, and R. Kron, arXiv:astro-ph/9805117.
- [8] P. A. R. Ade *et al.* (Planck Collaboration), *Astron. & Astrophys.* **594**, A14 (2016).
- [9] S. Joudaki *et al.*, *Mon. Not. R. Astron. Soc.* **471**, 1259 (2017).
- [10] A. Einstein, *Sitzungsber. Preuss. Akad. Wiss. Berlin* **1915**, 831, *translated into English by A. Engel*, in *The Collected Papers of Albert Einstein, Volume 6: The Berlin Years: Writings, 1914–1917*, (Princeton University Press, Princeton, New Jersey, 1997) pp. 112–116. With E. Schucking as consultant.
- [11] I. i. Shapiro, in *General Relativity and Gravitation, 1989: Proceedings of the 12th International Conference on General Relativity and Gravitation*, edited by N. Ashby, D. F. Bartlett, and W. Wyss (Cambridge University Press, Cambridge, New York, 1990) pp. 313–330.
- [12] D. J. Eisenstein *et al.*, *Astrophys. J.* **633**, 560 (2005).
- [13] B. P. Abbott *et al.* (LIGO Scientific Collaboration and VIRGO Collaboration), *Phys. Rev. Lett.* **116**, 061102 (2016).
- [14] N. Aghanim *et al.* (Planck Collaboration), arXiv:1807.06209.
- [15] P. A. R. Ade *et al.* (Planck Collaboration), *Astron. & Astrophys.* **594**, A13 (2016).
- [16] C. L. Bennett *et al.*, *Astrophys. J. Suppl. Ser.* **208**, 20 (2013).
- [17] S. Weinberg, in *Sources and Detection of Dark Matter and Dark Energy in the Universe*, edited by D. B. Cline (Springer-Verlag, Berlin & Heidelberg, 2001) pp. 18–26.
- [18] A. G. Riess *et al.*, *Astrophys. J.* **855**, 136 (2018).
- [19] T. Nakama, J. Chluba, and M. Kamionkowski, *Phys. Rev. D* **95**, 121302 (2017).
- [20] W. Hu and I. Sawicki, *Phys. Rev. D* **76**, 064004 (2007).
- [21] C. M. Will, *Living Rev. Relativ.* **9**, 3 (2006).
- [22] J. Khoury, *Class. Quant. Grav.* **30**, 214004 (2013).
- [23] S. Basilakos, D. Polarski, and J. Solà, *Phys. Rev. D* **86**, 043010 (2012).
- [24] I. L. Shapiro, J. Solà, C. España-Bonet, and P. Ruiz-Lapuente, *Phys. Lett. B* **574**, 149 (2003).
- [25] A. Gómez-Valent, J. Solà, and S. Basilakos, *J. Cosmol. Astropart. Phys.* **2015** (01), 004.
- [26] J. Solà Peracaula, J. de Cruz Pérez, and A. Gómez-Valent, *Mon. Not. R. Astron. Soc.* **478**, 4357 (2018).
- [27] S. Basilakos, M. Plionis, and J. Solà, *Phys. Rev. D* **80**, 083511 (2009).
- [28] J. Grande, J. Solà, S. Basilakos, and M. Plionis, *J. Cosmol. Astropart. Phys.* **2011** (08), 007.
- [29] C.-Q. Geng, C.-C. Lee, and L. Yin, *J. Cosmol. Astropart. Phys.* **2017** (08), 032.
- [30] A. Gómez-Valent, E. Karimkhani, and J. Solà, *J. Cosmol. Astropart. Phys.* **2015** (12), 048.
- [31] I. L. Shapiro and J. Solà, *Phys. Lett. B* **475**, 236 (2000).
- [32] I. L. Shapiro and J. Solà, *J. High Energy Phys.* **2002** (02), 006.
- [33] I. L. Shapiro and J. Solà, *Nucl. Phys. B* **127**, 71 (2004).
- [34] J. Solà, *J. Phys. A – Math. Theor.* **41**, 164066 (2008).
- [35] C. Moreno-Pulido and J. Solà Peracaula, arXiv:2005.03164v2.
- [36] J. Solà, A. Gómez-Valent, and J. de Cruz Pérez, *Phys. Lett. B* **774**, 317 (2017).
- [37] J. Solà Peracaula, J. de Cruz Pérez, and A. Gómez-Valent, *Europhys. Lett.* **121**, 39001 (2018).
- [38] J. Solà, A. Gómez-Valent, and J. de Cruz Pérez, *Astrophys. J.* **836**, 43 (2017).
- [39] A. G. Sánchez, M. Crocce, A. Cabré, C. M. Baugh, and E. Gaztañaga, *Mon. Not. R. Astron. Soc.* **400**, 1643 (2009).
- [40] M. Moresco, R. Jimenez, L. Verde, A. Cimatti, L. Pozzetti, C. Maraston, and D. Thomas, *J. Cosmol. Astropart. Phys.* **2016** (12), 039.
- [41] M. S. Berman, *Phys. Rev. D* **43**, 1075 (1991).
- [42] A. Beesham, *Phys. Rev. D* **48**, 3539 (1993).
- [43] E. L. D. Perico, J. A. S. Lima, S. Basilakos, and J. Solà, *Phys. Rev. D* **88**, 063531 (2013).
- [44] O. Bertolami, *Nuovo Cim. B* **93**, 36 (1986).
- [45] D. Kalligas, P. Wesson, and C. W. F. Everitt, *Gen. Relativ. Gravit.* **24**, 351 (1992).
- [46] J. L. Lopez and D. Nanopoulos, *Mod. Phys. Lett. A* **11**, 1 (1996).
- [47] A. I. Arbab, *Gen. Relativ. Gravit.* **29**, 61 (1997).
- [48] Y. Fujii and T. Nishioka, *Phys. Rev. D* **42**, 361 (1990).
- [49] A. Beesham, *Gen. Relativ. Gravit.* **26**, 159 (1994).
- [50] M. S. Berman and M. M. Som, *Int. J. Theor. Phys.* **29**, 1411 (1990).
- [51] M. Endō and T. Fukui, *Gen. Relativ. Gravit.* **8**, 833 (1977).
- [52] Ph. Spindel and R. Brout, *Phys. Lett. B* **320**, 241 (1994).
- [53] A. B. Dussattar and R. G. Vishwakarma, *Pramana* **47**, 41 (1996).
- [54] M. V. John and K. Babu Joseph, *Class. Quant. Grav.* **14**, 1115 (1997).
- [55] J. C. Carvalho, J. A. S. Lima, and I. Waga, *Phys. Rev. D* **46**, 2404 (1992).
- [56] I. Waga, *Astrophys. J.* **414**, 436 (1993).
- [57] R. F. Sisteró, *Gen. Relativ. Gravit.* **23**, 1265 (1991).
- [58] J. M. Overduin and F. I. Cooperstock, *Phys. Rev. D* **58**, 043506 (1998).
- [59] A. I. Arbab and A.-M. M. Abdel-Rahman, *Phys. Rev. D* **50**, 7725 (1994).
- [60] A.-M. M. Abdel-Rahman, *Phys. Rev. D* **45**, 3497 (1992).
- [61] V. Méndez and D. Pavón, *Gen. Relativ. Gravit.* **28**, 679 (1996).
- [62] M. O. Calvao, H. P. de Oliveira, D. Pavón, and J. M. Salim, *Phys. Rev. D* **45**, 3869 (1992).
- [63] V. Silveira and I. Waga, *Phys. Rev. D* **56**, 4625 (1997).
- [64] W. Chen and Y.-S. Wu, *Phys. Rev. D* **41**, 695 (1990).

- [65] M. Özer and M. Taha, *Phys. Lett. B* **171**, 363 (1986).
- [66] K. Freese, F. C. Adams, J. A. Frieman, and E. Mottola, *Nucl. Phys. B* **287**, 797 (1987).
- [67] P. Wang and X.-H. Meng, *Class. Quant. Grav.* **22**, 283 (2005).
- [68] J. A. S. Lima and J. C. Carvalho, *Gen. Relativ. Gravit.* **26**, 909 (1994).
- [69] C. Wetterich, *Astron. & Astrophys.* **301**, 321 (1995).
- [70] S. Ray, U. Mukhopadhyay, and X.-H. Meng, *Gravit. Cosmol.* **13**, 142 (2007).
- [71] S. Ray, F. Rahaman, U. Mukhopadhyay, and R. Sarkar, *Int. J. Theor. Phys.* **50**, 2687 (2011).
- [72] J. A. S. Lima and J. M. F. Maia, *Phys. Rev. D* **49**, 5597 (1994).
- [73] D. A. Easson, P. H. Frampton, and G. F. Smoot, *Phys. Lett. B* **696**, 273 (2011).
- [74] S. Basilakos and J. Solà, *Phys. Rev. D* **90**, 023008 (2014).
- [75] J. Solà, *J. Phys. Conf. Ser.* **283**, 012033 (2011).
- [76] I. L. Shapiro, *Class. Quant. Grav.* **25**, 103001 (2008).
- [77] I. L. Shapiro, J. Solà, and H. Štefanić, *J. Cosmol. Astropart. Phys.* **2005** (01), 012.
- [78] J. Solà, A. Gómez-Valent, and J. de Cruz Pérez, *Astrophys. J. Lett.* **811**, L14 (2015).
- [79] S. Carroll, *Spacetime and Geometry: An Introduction to General Relativity* (Addison Wesley, San Francisco, 2004).
- [80] J. A. S. Lima, E. L. D. Perico, and G. J. M. Zilioti, *Int. J. Mod. Phys. D* **24**, 1541006 (2015).
- [81] D. Blas, J. Lesgourgues, and T. Tram, *J. Cosmol. Astropart. Phys.* **2011** (07), 034.
- [82] B. Audren, J. Lesgourgues, K. Benabed, and S. Prunet, *J. Cosmol. Astropart. Phys.* **2013** (02), 001.
- [83] A. Lewis, GetDist, <https://getdist.readthedocs.io/en/latest/intro.html> (2015), date accessed: 11 Oct. 2018.
- [84] B. Katz, S. Dong, and D. Kushnir, What Causes Supernovae Explosions?, www.ias.edu/ideas/2013/katz-dong-kushnir-1a-supernovae, Published in *The Institute Letter – Summer 2013* by the Institute for Advanced Study.
- [85] S. M. Carroll, *Living Rev. Relativ.* **4**, 1 (2001), www.livingreviews.org/lrr-2001-1.
- [86] M. Betoule *et al.*, *Astron. & Astrophys.* **568**, A22 (2014).
- [87] X.-B. Zou, H.-K. Deng, Z.-Y. Yin, and H. Wei, *Phys. Lett. B* **776**, 284 (2018).
- [88] C. Zhang, H. Zhang, S. Yuan, S. Liu, T.-J. Zhang, and Y.-C. Sun, *Res. Astron. Astrophys.* **14**, 1221 (2014).
- [89] J. Simon, L. Verde, and R. Jimenez, *Phys. Rev. D* **71**, 123001 (2005).
- [90] M. Moresco *et al.*, *J. Cosmol. Astropart. Phys.* **2012** (08), 006.
- [91] M. Moresco, L. Pozzetti, A. Cimatti, R. Jimenez, C. Maraston, L. Verde, D. Thomas, A. Citro, R. Tojeiro, and D. Wilkinson, *J. Cosmol. Astropart. Phys.* **2016** (05), 014.
- [92] A. L. Ratsimbazafy, S. I. Loubser, S. M. Crawford, C. M. Cress, B. A. Bassett, R. C. Nichol, and P. Väisänen, *Mon. Not. R. Astron. Soc.* **467**, 3239 (2017).
- [93] D. Stern, R. Jimenez, L. Verde, M. Kamionkowski, and S. A. Stanford, *J. Cosmol. Astropart. Phys.* **2010** (02), 008.
- [94] M. Moresco, *Mon. Not. R. Astron. Soc.: Lett.* **450**, L16 (2015).
- [95] R. Jimenez and A. Loeb, *Astrophys. J.* **573**, 37 (2002).
- [96] G. Bruzual and S. Charlot, *Mon. Not. R. Astron. Soc.* **344**, 1000 (2003).
- [97] E. Komatsu *et al.*, *Astrophys. J. Suppl. Ser.* **180**, 330 (2009).
- [98] Q.-G. Huang, K. Wang, and S. Wang, *J. Cosmol. Astropart. Phys.* **2015** (12), 022.
- [99] É. Aubourg *et al.* (BOSS Collaboration), *Phys. Rev. D* **92**, 123516 (2015).
- [100] P. Mukherjee, M. Kunz, D. Parkinson, and Y. Wang, *Phys. Rev. D* **78**, 083529 (2008).
- [101] S. Alam *et al.*, *Mon. Not. R. Astron. Soc.* **470**, 2617 (2017).
- [102] C. Bonvin, Baryon acoustic oscillations, www.blue-shift.ch/wp-content/uploads/downloads/2014/08/bao.pdf (2014), date accessed: 29 Sep. 2018.
- [103] F. Beutler, C. Blake, M. Colless, D. H. Jones, L. Staveley-Smith, L. Campbell, Q. Parker, W. Saunders, and F. Watson, *Mon. Not. R. Astron. Soc.* **416**, 3017 (2011).
- [104] A. J. Ross, L. Samushia, C. Howlett, W. J. Percival, A. Burden, and M. Manera, *Mon. Not. R. Astron. Soc.* **449**, 835 (2015).
- [105] M. Ata *et al.*, *Mon. Not. R. Astron. Soc.* **473**, 4773 (2018).
- [106] J. E. Bautista *et al.*, *Astron. & Astrophys.* **603**, A12 (2017).
- [107] H. du Mas des Bourboux *et al.*, *Astron. & Astrophys.* **608**, A130 (2017).
- [108] W. J. Percival, L. Samushia, A. J. Ross, C. Shapiro, and A. Raccanelli, *Phil. Trans. R. Soc. A* **369**, 5058 (2011).
- [109] J. Kwan, G. F. Lewis, and E. V. Linder, *Astrophys. J.* **748**, 78 (2012).
- [110] B. Sagredo, S. Nesseris, and D. Sapone, *Phys. Rev. D* **98**, 083543 (2018).
- [111] H. Mo, F. van den Bosch, and S. White, *Galaxy Formation and Evolution* (Cambridge University Press, New York, 2010).
- [112] A. Gómez-Valent and J. Solà Peracaula, *Mon. Not. R. Astron. Soc.* **478**, 126 (2018).
- [113] L. Amendola and S. Tsujikawa, *Dark Energy: Theory and Observations* (Cambridge University Press, Cambridge, UK, 2010) p. 103.
- [114] L. F. Abbott and R. K. Schaefer, *Astrophys. J.* **308**, 546 (1986).
- [115] M.-C. Chiu, A. Taylor, C. Shu, and H. Tu, *Phys. Rev. D* **92**, 103514 (2015).
- [116] C.-P. Ma and E. Bertschinger, *Astrophys. J.* **455**, 7 (1995).
- [117] V. F. Mukhanov, H. A. Feldman, and R. H. Brandenberger, *Phys. Rep.* **215**, 203 (1992).
- [118] D. J. Eisenstein and W. Hu, *Astrophys. J.* **511**, 5 (1999).
- [119] P. A. R. Ade *et al.* (Planck Collaboration), *Astron. & Astrophys.* **594**, A20 (2016).
- [120] S. Dodelson, *Modern Cosmology* (Academic Press, San Diego, California, 2003).
- [121] D. J. Eisenstein and W. Hu, *Astrophys. J.* **496**, 605 (1998).
- [122] M. Davis, A. Nusser, K. L. Masters, C. Springob, J. P. Huchra, and G. Lemson, *Mon. Not. R. Astron. Soc.* **413**,

- 2906 (2011).
- [123] M. J. Hudson and S. J. Turnbull, *Astrophys. J. Lett.* **751**, L30 (2012).
- [124] Y.-S. Song and W. J. Percival, *J. Cosmol. Astropart. Phys.* **2009** (10), 004.
- [125] C. Blake *et al.*, *Mon. Not. R. Astron. Soc.* **436**, 3089 (2013).
- [126] L. Samushia, W. J. Percival, and A. Raccanelli, *Mon. Not. R. Astron. Soc.* **420**, 2102 (2012).
- [127] C. Blake *et al.*, *Mon. Not. R. Astron. Soc.* **425**, 405 (2012).
- [128] A. Pezzotta *et al.*, *Astron. & Astrophys.* **604**, A33 (2017).
- [129] T. Okumura *et al.*, *Publ. Astron. Soc. Japan* **68**, 38 (2016).
- [130] S. Nesseris, G. Pantazis, and L. Perivolaropoulos, *Phys. Rev. D* **96**, 023542 (2017).
- [131] L. Kazantzidis and L. Perivolaropoulos, *Phys. Rev. D* **97**, 103503 (2018).
- [132] C. Alcock and B. Paczyński, *Nature* **281**, 358 (1979).
- [133] E. Macaulay, I. K. Wehus, and H. K. Eriksen, *Phys. Rev. Lett.* **111**, 161301 (2013).
- [134] G. Efstathiou, *Mon. Not. R. Astron. Soc.* **440**, 1138 (2014).
- [135] E. Mörtzell and S. Dhawan, *J. Cosmol. Astropart. Phys.* **2018** (09), 025.
- [136] E. Di Valentino, E. V. Linder, and A. Melchiorri, *Phys. Rev. D* **97**, 043528 (2018).
- [137] V. Poulin, T. L. Smith, T. Karwal, and M. Kamionkowski, *Phys. Rev. Lett.* **122**, 221301 (2019).
- [138] J. Solà Peracaula, *Int. J. Mod. Phys. D* **27**, 1847029 (2018).
- [139] J. Solà Peracaula, A. Gómez-Valent, J. de Cruz Pérez, and C. Moreno-Pulido, *Astrophys. J. Lett.* **886**, L6 (2019).
- [140] J. de Cruz Pérez and J. Solà Peracaula, *Mod. Phys. Lett. A* **33**, 1850228 (2018).
- [141] G. Mangano, G. Miele, S. Pastor, T. Pinto, O. Pisanti, and P. D. Serpico, *Nucl. Phys. B* **729**, 221 (2005).
- [142] D. J. Fixsen, *Astrophys. J.* **707**, 916 (2009).
- [143] A. Avgoustidis, G. Luzzi, C. Martins, and A. Monteiro, *J. Cosmol. Astropart. Phys.* **2012** (02), 013.
- [144] G. Luzzi, R. Génova-Santos, C. Martins, M. D. Petris, and L. Lamagna, *J. Cosmol. Astropart. Phys.* **2015** (09), 011.
- [145] P. Noterdaeme, P. Petitjean, R. Srianand, C. Ledoux, and S. López, *Astron. & Astrophys.* **526**, L7 (2011).
- [146] A. Avgoustidis, R. T. Génova-Santos, G. Luzzi, and C. J. A. P. Martins, *Phys. Rev. D* **93**, 043521 (2016).
- [147] H.-N. Lin, M.-H. Li, and X. Li, *Mon. Not. R. Astron. Soc.* **480**, 3117 (2018).
- [148] F. De Bernardis, E. Giusarma, and A. Melchiorri, *Int. J. Mod. Phys. D* **15**, 759 (2006).
- [149] R. Holanda, V. Busti, and J. Alcaniz, *J. Cosmol. Astropart. Phys.* **2016** (02), 054.
- [150] C. Ma and P.-S. Corasaniti, *Astrophys. J.* **861**, 124 (2018).
- [151] S. S. McGaugh, *Astrophys. J.* **611**, 26 (2004).
- [152] S. S. McGaugh, *Can. J. Phys.* **93**, 250 (2015).
- [153] M. Douspis, L. Salvati, and N. Aghanim, *PoS Proc. Sci.* **335**, 037 (2018).
- [154] H. Akaike, *IEEE Trans. Automat. Contr.* **19**, 716 (1974).
- [155] G. Schwarz, *Ann. Stat.* **6**, 461 (1978).
- [156] C. J. Schwarz, *Sampling, Regression, Experimental Design and Analysis for Environmental Scientists, Biologists, and Resource Managers*, <http://people.stat.sfu.ca/%7Ecschwarz/Stat-650/Notes/PDF/MLE-AIC.pdf> (2011), date accessed: 23 Nov. 2018.
- [157] W. A. Link and R. J. Barker, *Bayesian Inference: With Ecological Applications* (Academic Press, London, 2010).
- [158] J. Kuha, *Sociol. Methods & Res.* **33**, 188 (2004).
- [159] A. R. Liddle, *Mon. Not. R. Astron. Soc.: Lett.* **377**, L74 (2007).
- [160] L. A. Jordanger and D. Tjøstheim, *Stat. & Probab. Lett.* **92**, 249 (2014).
- [161] S. Nesseris, A. De Felice, and S. Tsujikawa, *Phys. Rev. D* **82**, 124054 (2010).
- [162] A. R. Liddle, *Mon. Not. R. Astron. Soc.* **351**, L49 (2004).
- [163] C. Clarkson, M. Cortès, and B. Bassett, *J. Cosmol. Astropart. Phys.* **2007** (08), 011.
- [164] J.-M. Virey, D. Talon-Esmieu, A. Ealet, P. Taxil, and A. Tilquin, *J. Cosmol. Astropart. Phys.* **2008** (12), 008.