

# EvoMSA: A Multilingual Evolutionary Approach for Sentiment Analysis

Mario Graff<sup>1,3</sup>

Sabino Miranda-Jimnez<sup>1,3</sup>  
Daniela Moctezuma<sup>1,2</sup>

Eric S. Tellez<sup>1,3</sup>

<sup>1</sup>INFOTEC Centro de Investigación e Innovación en Tecnologías de la Información y Comunicación, Circuito Tecnopolo Sur No 112, Fracc. Tecnopolo Pocitos II, Aguascalientes 20313, México

<sup>2</sup>CentroGEO Centro de Investigación en Ciencias de Información Geoespacial, Circuito Tecnopolo Norte No. 117, Col. Tecnopolo Pocitos II, C.P., Aguascalientes, Ags 20313 México

<sup>3</sup>CONACyT Consejo Nacional de Ciencia y Tecnología, Dirección de Ctedras, Insurgentes Sur 1582, Crédito Constructor, Ciudad de México 03940 México

This work has been submitted to the IEEE Computational Intelligence Magazine for possible publication. Copyright may be transferred without notice, after which this version may no longer be accessible.

## Abstract

Sentiment analysis (SA) is a task related to understanding people’s feelings in written text; the starting point would be to identify the polarity level (positive, neutral or negative) of a given text, moving on to identify emotions or whether a text is humorous or not. This task has been the subject of several research competitions in a number of languages, e.g., English, Spanish, and Arabic, among others. In this contribution, we propose an SA system, namely EvoMSA, that unifies our participating systems in various SA competitions, making it domain independent and multilingual by processing text using only language-independent techniques. EvoMSA is a classifier, based on Genetic Programming, that works by combining the output of different text classifiers and text models to produce the final prediction. We analyze EvoMSA on different SA competitions to provide a global overview of its performance, and as the results show, EvoMSA is competitive obtaining top rankings in several SA competitions. Furthermore, we performed an analysis of EvoMSA’s components to measure their contribution to the performance; the idea is to facilitate a practitioner or newcomer to implement a competitive SA classifier. Finally, it is worth to mention that EvoMSA is available as open source software.

## 1 Introduction

Sentiment Analysis (SA) is a task dedicated to creating automatic techniques that can analyze people’s feelings or beliefs expressed in texts [1] such as emotions, opinions, attitudes, appraisals, among others. Sentiment Analysis is not only applied to text data but also voice, video recording, among others, see for instance [2] and [3]. Regarding text, one of the most analyzed opinion forums is Twitter because it is a massive source of data<sup>1</sup> having potential uses for many decision-making areas. With the advent and success of social media, affective computing and sentiment analysis have attracted a multitude of researchers aiming to understand people’s opinion on an

<sup>1</sup><https://www.omnicoreagency.com/twitter-statistics/>

event or entity or even the user’s mood [1, 4]. The dedicated community, i.e., researchers in areas ranging from psychology and sociology to natural language processing (NLP) and machine learning (ML), have proposed a number of approaches to tackle the problem. The community also organizes several challenges to measure the effectiveness of the available approaches over common ground, e.g., TASS (Taller de Análisis Semántico) [5,6] and SemEval (Semantic Evaluation) [7,8] which are among the most popular SA competitions. Overall, the dynamic of challenges provides insightful ideas on how to solve the problem, and an objective procedure to compare different approaches; however, in our opinion, the side effect is that some models are difficult to replicate. Our particular experience is that the rush of the competition made us take several decisions which are not systematically tested, and, consequently, produce many details that are impractical to write in a report.

One would expect that in competitions such as SemEval [7,8] where a task is in English, Arabic, and Spanish languages there would be plenty of multilingual approaches participating in all the languages, or, at least, teams participating in various languages; however, this is not the case, and the majority of systems are designed to work only on English. For example, in SemEval 2017 [8] where task 4 was in English and Arabic only 19% (8 out of 42 teams) of the teams participated in both languages, and in SemEval 2018 [7] 16% (7 out of 43 teams) participated in English, Arabic, and Spanish, and 28% (12 out of 43) participated in two of the languages. A reason of this modest multilingual participation is the inherent difficulties of creating multilingual systems, being one of them that a particular resource is only available in a specific language, or it is difficult to implement in other languages. This problem becomes relevant for those languages with weakly developed NLP techniques. As an example, some winning approaches have created text models based on millions of texts (more than 400 million of tweets), clearly, the requirements on information and computing power limit this approach only to the languages where these requirements are satisfied which sometimes are those where the authors have invested most of their time. On the other hand, there are a number of language techniques that are tailored to a specific language, and, in order to target another language, one needs to be fluent on that particular language.

To overcome these problems, this contribution proposes a multilingual methodology that tackles the sentiment analysis task inspired by our participation as INGEOTEC in TASS 2017 [9] where INGEOTEC obtained the first and fifth place in General Corpus and InterTASS, respectively, TASS 2018 [10] (first in S1-L1 and S2, and fourth in S1-L2), SemEval 2017 [11] (seventh in English and fourth in Arabic), SemEval 2018 [12] (in average on emotion intensity INGEOTEC obtained the position fourteenth in English, fourth in Arabic, and third in Spanish), and IberEval 2018 in MEX-A3T [13] (first place), and HABA [14] (first place) competitions. There are considerable differences between INGEOTEC’s systems and EvoMSA. Firstly, EvoMSA is applied to all the languages and competitions without any modification and with its parameters fixed, per language, to provide a global overview of its performance; whereas, INGEOTEC systems are slightly different in each competition. Secondly, in this contribution, it is included an alternative implementation of the DeepMoji [15], ad-hoc to our approach; we call it Emoji Space. Finally, some text models have not been used in our participating systems such as FastText (except in TASS 2018) and our Emoji Space (see Section 3).

The goal is to propose a competitive multilingual SA system that can be applied to a variety of languages and domains. To achieve this, we disregard those techniques and optimizations that are either only applicable to a particular language or domain, or which net effects (regarding performance) are hard to measure. Besides, the development of EvoMSA is modular so that each of its parts can be measured separately, and, thus, one can understand which parts contribute the most to the performance. As a result, the methodology presented here can be easily applied to other text categorization problems, and it is simple to implement given that there are public libraries for most of its components, and, the analysis highlight which components contribute the most to the performance. Moreover, we released our Python implementation as open source<sup>2</sup>.

The rest of the manuscript is organized as follows: Section 2 presents the related work emphasizing the best or multilingual works presented at SA competitions. EvoMSA is described in

<sup>2</sup><https://github.com/INGEOTEC/EvoMSA>

Section 3. Section 4 describes the datasets of the competitions used as testbeds. The performance and comparison of EvoMSA using different text models and state-of-the-art SA systems are described in Section 5. The conclusions and possible directions for future work are given in Section 6.

## 2 Related work

The sentiment analysis community has stimulated research groups to develop innovative techniques to classify aspects, stances, emotions employing international challenges such as SemEval, TASS, IberEval, among others. In particular, SemEval challenge encourages the participation in more than one language in order to boost multilingual approaches; for instance, in tasks such as polarity detection [8] and emotion detection [7] the English, Spanish, and Arabic languages are promoted. Since our study is tested in several contests, this review of related work focuses not only in multilingual research works but also in systems that won the challenge and participating systems in more than one language.

Existing multilingual approaches rely on lexicons, parallel corpora, machine translation systems, labeled data, or combination of them [16, 17]. For instance, for polarity detection, [18] uses a machine translation system to translate data from English (Semeval 2013 task 2 [19]) into four languages (Italian, German, French, and Spanish); use a classifier to train models for each language. The final results by language are close, and the combination of multilingual data sometimes improves the performance; also, authors point out that the use of external labeled data of the target language improves the performance. In [20], is proposed a generative cross-lingual mixture model (CLMM) using the bilingual parallel corpus for English and Chinese (target), they can learn unseen sentiment words maximizing the likelihood of generating the parallel corpora. The conditional probability can be used to determine the polarity of texts in the target language. Also, for emotion detection, similar approaches are used, for instance, in [21] use two source corpora (English and Portuguese) of news and its translated versions of the target languages Spanish, French, English, Portuguese, respectively. The combination of features of multilingual translations improves the performance for the classification task; on the other hand, the stacking of monolingual classifiers performs even better. Another approach, AffecThor system [22], uses 22 lexicons and 6 translated lexicons to score words (English, Spanish, Arabic), and implements several neural architectures like Convolutional Neural Networks (CNNs), Bidirectional Long-Short Term Memory Networks (BiLSTMs) with attention, and a set of character and word features BiLSTMs, see ranks in Table 5.

In the case of contests, in SemEval 2017, polarity detection task involves detecting whether a given text has a positive, negative, or neutral sentiment at a global level. In this task BB\_twtr [23] and DataStories [24] systems obtained the best performance in English language. BB\_twtr uses an ensemble of Neural Networks combining CNNs and Long-Short Term Memory Networks (LSTMs). The DataStories system follows a similar deep learning approach using Bidirectional LSTMs (BiLSTM) with an attention mechanism. Both approaches use word embeddings from pre-trained vectors as text representation. In the case of the Arabic language, NileTMRG team [25] obtained the best place using a Naïve Bayes classifier augmented with phrase and word level sentiment lexicon for Egyptian and Modern Standard Arabic. Two multilingual systems were proposed for this task, SiTAKA [26] and ELiRF-UPV [27] which participated in English and Arabic. SiTAKA system uses pre-trained embeddings, Word2Vec for English, and SKIP-G300 [28] for Arabic. Also, it uses other features such as n-grams, part of speech tags, and lexicons to give an additional score. It uses a Support Vector Machine (SVM) to perform the classification. ELiRF-UPV system is based on Convolutional Recurrent Neural Networks (CRNNs) and the combination of general and specific word embeddings for English and Arabic, and polarity information from lexicons.

SemEval 2018 [7] consisted of an array of subtasks where the systems have to infer the emotional state of a person based on his/her tweets. The tasks include the automatic determination of emotion intensity (EI) and valence classification (VC). The first one tries to determine the emotional intensity of a set of tweets; it considers four basic emotions: anger, fear, joy, and sad-

ness. The second task, VC, consists on, given a tweet, classify it into one of seven ordinal classes related to various levels of positive and negative sentiment intensity. All tasks were run for English, Arabic, and Spanish languages. In this competition, SeerNet system [29] participated only in English and obtained the first place in emotional intensity and valence. SeerNet proposed a pipeline where first tweets are pre-processed with the Tweettokenize<sup>3</sup> tool, and for feature extraction, several deep learning approaches were considered such as DeepMoji, EmoInt, Sentiment Neuron, and Skip-Thought Vectors. EiTAKA [30] and UNCC [31] teams presented results for English and Arabic. In the Arabic language, EiTAKA team obtained the first position in valence classification through an ensemble of two approaches, deep learning and XGBoost regressor based on embeddings and lexicons. ELiRF-UPV [32] and Amobee [33] teams participated in English and Spanish, respectively. As a multilingual system, AffecThor [22] participated in all the languages and emotional intensity and valence tasks. The AffecThor team proposed a solution build upon several best past-years participating systems and a combination of several approaches based on lexical resources and semantic representations. These resources include 22 lexicons and Word2Vec for word embeddings. In the classification step, they used an architecture of several neural models like CNN with max pooling, BiLSTM with attention, and a set of character and word features BiLSTMs (CHAR-LSTM).

TASS 2017 competition [6] focused on polarity classification at tweet level (positive, negative, neutral, and none) in the Spanish language. We consider systems that were evaluated on two datasets: the International TASS corpus (InterTASS), tweets located inside Spain territory written in the Spanish language; and the General Corpus, tweets of personalities and celebrities written in Spanish from several countries including Spain. ELiRF-UPV [34] and RETUYT [35] systems obtained the first and second place, respectively on InterTASS corpus, and the third and fourth positions on General corpus. The former system employs a number of approaches, i.e., bag-of-words, bag-of-chars, word embeddings, and one-shot vectors over words and characters representations. They used deep learning, specifically Multilayer Perceptron (MPL), RNNs, CNNs, and LSTM networks. The first place in General corpus was our approach, INGEOTEC team [9] it is widely explained in this work.

TASS 2018 edition [5] proposed several tasks including a task to identify positive or negative emotions that can arouse news, i.e., classify news articles into *SAFE* (positive emotions, so safe for ads) or *UNSAFE* (negative emotions, so better avoid ads), as a kind of stance classification according to reader’s point of view. In this task, there were two subtasks, subtask 1 (S1) consists of the classification of headlines into either SAFE or UNSAFE using for training and testing headlines written only in the Spanish language spoken in Spain; there were two test sets, named L1 and L2, having as only difference their cardinality. Moreover, subtask 2 (S2) consists of evaluating the systems’ ability to generalize. For training, participants were provided with subsets with headlines written only in the Spanish language spoken in Spain, and for testing, news articles come from nine different countries of America in order to encourage generalization. ELiRF-UPV [36] system obtained the first position in S1 with corpus L2; the second best performing system was rbnUGR [37] with three sub-systems based on both LSTM and RNN. INGEOTEC team, our approach, obtained the first place in S1 with L1 and S2 datasets. The ELiRF-UPV team uses a deep neural network, the model Deep Averaging Networks (DAN), and a set of pre-trained word embeddings for representing the news headlines.

The IberEval contest is another challenge related to emotions, mostly in the Spanish language. In its 2018 edition, IberEval promotes different tasks such as aggressiveness identification [38] and humor analysis [39]. The aggressiveness identification task (MEX-A3T) is motivated by cyberbullying, hate speech, harassment, among others. It consists of classifying a text, in Spanish from Mexico, into either aggressive or non-aggressive. CGP [40] and Aragon-Lopez [41] systems were the second and third place on the aggressive task on MEX-A3T, and our participating system, called INGEOTEC, obtained the first place. CGP system uses an Attention-based LSTM network, and word embeddings were used over the sentence. Attention is applied over the hidden states to estimate the importance of each word and this context vector is used into another LSTM model

<sup>3</sup><https://github.com/jaredks/tweettokenize>

to estimate whether a tweet is aggressive or not. Aragon-Lopez team uses both a bag of terms representation and second order attributes (SOA). They use an n-gram representation combined with a CNN as the classifier.

The HAHA task [39] (Humor Analysis based on Human Annotation) consists of classifying tweets in Spanish as humorous or not. U\_O-UPV [42] system obtained a second place, and IN-GEOTEC team obtained the first position. More detailed, U\_O-UPV uses a neural network with attention mechanism using word2vec models, and a set of linguistic features is used such as stylistic (length, counting of emoticons, hashtags, etc.), structural and content (animal vocabulary, sexual and obscene vocabulary, etc.), and affective (positive or negative words, counting of words related to attitudes, among others).

Sarcasm could be considered as a verbal form of irony that toggles the explicit sentiment found in a text; the final opinion can be either positive or negative [43]. It is essential to take into account the possibility of sarcasm in a text. For instance, in [44], the hashtag’s sentiment is used as an indicator of sarcasm. Authors consider a number of hashtags, e.g., #sarcasm, #lying, and #notreally; the idea is to divide hashtags into its parts to simplify its analysis. Joshi et al. [45] propose a deep-learning approach with word embeddings used as the main feature. Another deep-learning approach is presented in [46]; here, authors use CNN to learn user embeddings with the purpose to learn user-specific context. Ghosh and Veale [47] explore and compare the performance of CNN and RNN regarding sarcasm detection. In this work, we did not approach the problem of sarcasm directly, but annotators handle it during the labeling process. A more fine-grained analysis of sarcasm is beyond the scope of our current study.

### 3 System Description

EvoMSA is a specialization of Stack Generalization (SG) [48] focused on text classification problems<sup>4</sup>. EvoMSA is a two-stage procedure where the first stage is composed by several models that transform a text into decision function values; these values are combined, in the second stage, by a classifier, in particular, EvoMSA uses EvoDAG [49, 50] as its internal classifier, which is based on Genetic Programming with semantic operators. Figure 1 depicts the structure of EvoMSA; the prediction flow which goes from left to right. On the left, a text is submitted to different models; the outputs of these models compose the vector space which is used by EvoDAG to make the final prediction. From the figure, it is clear that the difference between EvoMSA and SG approach is on the first stage, whereas EvoMSA’s first stage receives a text, SG receives a vector; from the vector space through the end of the procedure EvoMSA and SG are equivalent.

The first stage considers five different models (which can be selected by the user) all of them are a composition of two functions, i.e.,  $m \circ g$ , where  $m$  transforms a text into a vector (i.e.,  $m : \text{text} \rightarrow \mathbb{R}^d$  where  $d$  is inherent to  $m$ ) and  $g$  is a function with the form  $g : \mathbb{R}^d \rightarrow \mathbb{R}^c$  where  $c$  is the number of classes of the text classification problem. Function  $m$  is a text model obtained from different sources, and  $g$  is a linear support vector machine (SVM) trained on TR dataset. It was decided to use a linear SVM as  $g$  based on our experience building B4MSA [51], our previous SA classifier.

The different sources used to compute  $m$  are: in the first model,  $m_1$ , the training set of the competition (TR). The second model,  $m_2$ , is obtained by training B4MSA with a human annotated (HA) dataset, independent of TR. The third model,  $m_3$ , is an emotion and sentiment Lexicon-based model (TH). The fourth model,  $m_4$ , is our Emoji Space (Emo). Finally, the fifth model,  $m_5$ , corresponds to FastText (FT), frequently used to provide a semantic representation (word embeddings) of the text. Based on this description, it is possible to infer the value of  $d$  for the different  $m$ . In the first model,  $d_1$  corresponds to the vocabulary size. In the second model  $d_2$  is the number of classes of HA. The third model  $d_3$  equals 2 which corresponds to the count of positive and negative words, respectively. The fourth model has a  $d_4 = 64$ ; and finally,  $d_5 = 300$  for the fifth model.

<sup>4</sup>Stack Generalization was initially proposed to improve the performance of any supervised learning algorithm.

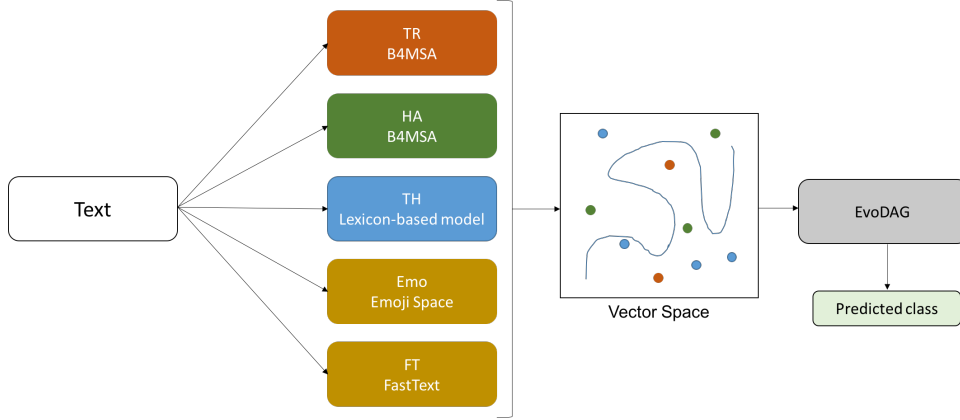


Figure 1: The prediction scheme of EvoMSA. A text is transformed by different models composing a vector space which is the input of EvoDAG to make the final prediction; the flow goes from left to right.

The second stage starts with the outputs of the first one, that is, the output generated by all the models, e.g.,  $m_1 \circ g \dots m_\ell \circ g$ , are concatenated to form a vector in  $\mathbb{R}^{\ell c}$  where  $\ell$  is the number of models, and  $c$  is the number of classes. This last vector is used by EvoDAG to perform the final prediction. Before EvoDAG can be used, it is needed to train it. The straight forward approach would be to use TR directly to train  $g$  and EvoDAG. Nonetheless, this would result in an ill-designed approach which is not considering the weakness of the classifier(s) at generalization. In SG it was proposed to train the second stage classifier (i.e., EvoDAG) by using the output of a k-fold (5 folds) cross-validation approach on TR and  $g$ . That is, the TR is split into  $k$  (five) parts. The idea is to train  $k$  SVMs using  $k - 1$  (four) parts and predict the remaining one. This process can be repeated  $k$  times, and this is done in such a way that at the end, the complete TR is predicted.

---

**Algorithm 1** EvoDAG’s training

---

**Require:**  $\mathcal{M}$  {Set containing text models  $m \in \mathcal{M}$ }  
**Require:** TR {Training set of pairs text and class}  
1:  $\mathcal{X}$  {Store the decision function values}  
2: **for all**  $m \in \mathcal{M}$  **do**  
3:  $X \leftarrow m(\text{TR})$  {Transform the texts into vectors}  
4:  $\hat{X} \leftarrow []$  {List containing  $m$  decision function values}  
5: **for**  $(tr, vs) \in \text{K-Fold}(X)$  **do**  
6:  $c \leftarrow \text{Train}(\text{SVM}, tr)$  {Train a linear SVM}  
7:  $\hat{X}[\text{Index}(vs)] \leftarrow \text{Decision-Function}(c, vs)$  {Predict validation set  $vs$ }  
8: **end for**  
9:  $\mathcal{X} \leftarrow \text{Concatenate}(\mathcal{X}, \hat{X})$   
10: **end for**  
11: **return**  $\text{Train}(\text{EvoDAG}, \mathcal{X})$  {Trained EvoDAG on the decision function values}

---

Algorithm 1 presents the procedure used to train EvoDAG. It requires the different text models used in the first stage,  $m \in \mathcal{M}$ , and the training set, TR. From line 2-9, it iterates for the different text models,  $m$ , transforming the text into vectors (line 3), these vectors are used in k-fold cross-validation (lines 5-8) to predict the decision function values of the validation set (vs). During the folding process, there are two disjoint set,  $tr$  and  $vs$ , where  $tr$  is used to train an SVM (line 6), and  $vs$  is the set to be predicted (line 7). The predictions obtained for the different models,  $\mathcal{M}$ , are concatenated (line 9) to form the training set input to EvoDAG. The last step is to train EvoDAG (line 11) with the predicted values. Notice that in Algorithm 1 EvoDAG is only trained

with TR dataset; on the other hand, EvoMSA’s models could use other datasets for training.

The rest of this section describes the different models used in this contribution. It starts with B4MSA using two datasets, the lexicon-based models, Emoji Space and FastText. The last subsection is devoted to describing EvoDAG, the classifier used in EvoMSA’s second stage.

### 3.1 B4MSA

The first two models use our baseline for multilingual sentiment analysis, namely B4MSA<sup>5</sup> [51]. B4MSA uses an equivalent structure that the models used in EvoMSA’s first stage, i.e.,  $m_b \circ g_b$ . Function  $m_b$  uses a series of simple language-independent text transformations to convert text into tokens, as well as some language-dependent transformation commonly implemented on various open source libraries. Nonetheless, it avoids the usage of computational expensive linguistic tasks such as part-of-speech tagging, among others. Then, these tokens are represented into a vector space model using TF-IDF, and, finally, the vectors and their associated classes are learned by a linear SVM (i.e.,  $g_b$ ).

B4MSA was conceived to serve as a baseline for text categorization. To achieve this, it starts with a search in its parameter space to find an acceptable configuration. The searching procedure is to sample a few points randomly, and, then perform a hill-climbing starting on the point with the best performance. However, performing this search, per problem, would increment the time required to obtain a solution. Furthermore, in our previous work on sentiment analysis (see [52]), it was observed that some parameters could be fixed, and, the effect in performance is minimal, this study was on Spanish dataset. Consequently, trying to reduce the time, and, inspired by the previous experience, it was decided to keep constant the parameters of B4MSA per language; Table 1 shows these parameters.

The B4MSA’s parameters with the best rank per language are shown in Table 1. These parameters were obtained by measuring its performance (using macro-F1) on all the datasets used in this contribution, and, using k-fold cross-validation ( $k = 5$ ) on the training set. The parameter space was sample using a loop of two steps. In the first step, the parameters varied were the tokenizers; it was tested all the combinations of n-words 1, 2, and 3; skip-grams (3, 1), (2, 2), and (2, 1); and q-grams 2, 3, 4, 5, and 6. The second step tested the rest of the parameters shown in the table; these parameters are either dichotomic or treated as such, this is the case of parameters with possible values like *group* or *delete*. This process continues until a stable configuration is found, that is, where the best configuration is the one found in a previous step.

Some of B4MSA’s parameters are self-described such as remove diacritics, duplicates, punctuation symbols, and convert text to lowercase. The emoticons were changed to the words *\_pos*, *\_neg*, or *\_neu* depending on the polarity expressed. Numbers, URLs and users are either deleted or replaced with words *\_num*, *\_url*, and *\_usr*, respectively. The tokens are words, bi-grams of words, q-grams of different sizes, and skip-grams. The notation used in skip-gram is  $(a, b)$  where  $a$  indicates the number of words and  $b$  indices the size of the skip, for example, in *have a nice weekend* the skip-gram (2, 1) would be *have nice* and *a weekend*.

B4MSA is used to create two models ( $m_1 \circ g$  and  $m_2 \circ g$ ), one using the competition training set (TR) and the other using a human annotated dataset (HA). Regarding the competition training set,  $m_1$  uses B4MSA’s text model (i.e.,  $m_b$ ), and, as a result, the first model is  $m_b \circ g$ . On the other hand, HA dataset is composed of texts and their associated polarity (negative, neutral or positive), and, it is not related to TR. Consequently, it is feasible to create a text classifier that outputs the polarity of a given text; to this aim, we used B4MSA with the parameters described in Table 1, that is,  $m_2 = m_b \circ g_b$  where  $m_b$  is B4MSA’s text model and  $g_b$  is a linear SVM trained on HA, therefore the second model is  $m_b \circ g_b \circ g$ .

### 3.2 Lexicon-based Model

This model,  $m_3 \circ g$ , introduces external knowledge into our approach by the use of lexicons such as affective words. Thumbs Up-Down (TH) model,  $m_3 : \text{text} \rightarrow \mathbb{R}^2$ , counts the number of affective

<sup>5</sup><https://github.com/INGEOTEC/b4msa>

Table 1: B4MSA parameters used per language.

Parameter	Text transformation			
	Default	Arabic	English	Spanish
remove diacritics	yes	yes	no	yes
remove duplicates			yes	
remove punctuation			yes	
lowercase			yes	
emoticons			group	
numbers	group	group	delete	group
urls			group	
users			group	
hashtag			none	
entities	none	delete	none	none
negation			false	
stopwords	false	delete	false	false
stemming			false	
Tokenizers				
n-words	{1, 2}	{1}	{1, 2}	{1}
skip-grams	{}	{}	{{(3, 1)}}	{{(2, 1)}}
q-grams	{2, 3, 4}	{2, 3, 4}	{3, 4}	{2, 3, 4, 5, 6}

words keeping a separate record for the positive and negative words. We created a positive-negative lexicon based on several affective lexicons for English [53] and Spanish [54–56] and enriched with WordNet [57]. In the case of Arabic, we translate the English lexicon to Arabic language using Google translate, service employing Googletrans API [58].

### 3.3 Emoji Space

Inspired by DeepMoji [15], we create a model,  $m_4 : \text{text} \rightarrow \mathbb{R}^{64}$ ; the core idea is to predict what emoji would be the most probable one for a given text. For this purpose, we learn a B4MSA model per language using 3.2 million examples of the 64 most frequent emojis in each language. This dataset consisted in 50’000 examples per emoji extracted from our own collected tweets, that is, we filtered out these examples from (approximately)  $2 \times 10^9$  Arabic tweets,  $2.3 \times 10^9$  English tweets, and to  $3.7 \times 10^9$  Spanish tweets. A few simple rules were followed to create the datasets: i) each example contains only one type of emoji to reduce the ambiguity among predictions, ii) all re-tweets were removed, iii) a uniform sample was chosen to avoid any seasonality effect. Finally, each selected tweet is transformed into a text and emoji pair, where the emoji is the one in the text. All emojis were removed from the text while training. Consequently, the dataset is a supervised learning dataset.

B4MSA uses this dataset to create the Emoji Space. B4MSA parameters are described in Table 1, the only exception is that emoticons/emojis are deleted from the text. Each text is transformed to the vector space defined by B4MSA’s text model, and, it is followed by one-vs-rest strategy to train the SVM (i.e.,  $m_4 = m_b \circ g_b$  where  $m_b$  is B4MSA’s text model and  $g_b$  are linear SVM). The positive and negative class are equally represented considering 50’000 examples for the positive, as well for the negative class. The emojis of the negative class are equally represented within the class; at the end of this process, there are 64 different text classifiers, one per each of the most frequent emojis. Instead of being interested in the most probable emoji given text, we are interested in the decision functions of all the classifiers given a text. Consequently, a text is represented in a 64 dimension vector space where each coordinate represent an emoji.

Figure 2 lists the emojis used to create our Emoji-Space for Spanish, English, and Arabic






Figure 2: Actual emojis used by our Emoji-Space model.

languages; which also correspond to 64 most frequent emojis in these languages. The emojis are ordered row-wise being the most frequent the emoji in the left upper corner. It can be seen that there is a significant coincidence between the emojis used in each language, especially among the most frequently used ones. Among languages, Spanish and English show the most similar behavior, while Arabic is a little different.

### 3.4 FastText

FastText [59] is a tool to create text classifiers and learn a semantic vocabulary from a given collection of documents; this vocabulary is represented with a collection of high dimensional vectors, one per word. It is worth to mention that FastText is robust to lexical errors since out-vocabulary words are represented as the combination of vectors of sub-words, that is, a kind of character q-grams limited in context to words.

FastText is used to represent a text into a vector space using the pre-computed models (see [60]) for Arabic, English, and Spanish. In particular, each text is transformed into a vector using the vector sentences flag; these are vectors in 300 dimensions using the default parameters (i.e.,  $m_5 : \text{text} \rightarrow \mathbb{R}^{300}$ ).

### 3.5 EvoDAG

EvoDAG<sup>6</sup> [49, 50] is a steady-state Genetic Programming (GP) system with tournament selection (tournament size 2) specifically tailored to tackle classification and regression problems. GP is an evolutionary algorithm with the distinctive characteristic of searching in a program search space, in particular, in this contribution, GP searches in a search space,  $\Omega$ , of functions. That is,  $\Omega$  is the set of functions created by recursively composing elements from two sets: function set  $\mathcal{F}$ , and terminal set  $\mathcal{L}$ . The function set is composed by operations such as sum, product, sin, cos, max, and min, among others; and the inputs compose the terminal set, and normally, by an ephemeral random constant. Nonetheless, EvoDAG’s terminal set only contains inputs, and each function, in the function set, is associated with a set of parameters that are identified using the training set. For example, let  $f \in \mathcal{F}$  be a function of cardinality 1 then  $f(x \mid \theta) \in \Omega$  is an element of the search space, and,  $\theta$  is identified with the training set using ordinary least squares, e.g.,  $f(x \mid \theta) = \theta \sin(x)$ .

In more detail, EvoDAG’s search space is as follows: let  $\mathcal{F}_c \subseteq \mathcal{F}$  be the functions with cardinality  $c$  in the function set, and  $\Omega^i$  be the elements created at iteration  $i$ , starting from  $i = 0$ . Using this notation, the first elements, i.e.,  $i = 0$ , are  $\Omega^0 = \{\theta x_j \mid x_j \in \mathcal{L}\} \cup \bigcup_c \{f(x_1, \dots, x_c \mid \theta) \mid x_j \in$

<sup>6</sup><https://github.com/mgraffg/EvoDAG>

$\mathcal{L}, f \in \mathcal{F}_c\}$ . The rest of the elements are composed recursively using  $\Omega^i = \bigcup_c \{f(x_1, \dots, x_c \mid \theta) \mid x_j \in \Omega^{i-1}, f \in \mathcal{F}_c\}$ ; consequently, the search space is defined as  $\Omega = \bigcup_i \Omega^i$ . Using this notation, it is difficult to indicate that in the case of a commutative operator it is only included one of them, e.g.,  $x_i + x_j$  is included in the search space and  $x_j + x_i$  it is not. The second restriction is that some functions require unique arguments. A function is decided to require unique arguments when  $f(a, b, b, d) = \theta f(a, b, d)$  such as: min, max, and addition, among others.

EvoDAG searches  $\Omega$  using a similar procedure than the one used to describe the search space; clearly, it is not possible to test all the elements at  $\Omega^i$ , instead, one samples it and stores the elements in population  $\mathcal{P}$ . The initial population,  $P^0$ , contains  $\{\theta x \mid x \in \mathcal{L}\}$ , it also includes a set of functions such as Nearest Centroid Classifier, NC, that uses all the functions, and the rest of the element are inserted to  $P^0$  using the following procedure. A function,  $f$ , is randomly selected from  $\mathcal{F}$ , the arguments of  $f$  are randomly taken from  $\mathcal{L}$ , and these cannot be selected again, this process continues until either all the elements of  $\mathcal{L}$  have been selected or the population size has been reached. In the former case, the process is to add one element at a time to  $P^0$  by randomly selecting a function from  $\mathcal{F}$  and its arguments are randomly taken from  $P^0$ ; this mechanism continues until the population size is reached. For example, let  $\mathcal{F} = \{+, \sin\}$  and  $\mathcal{L} = \{x_1, x_2, x_3\}$  then  $P^0$  starts with  $\{\theta_1 x_1, \theta_2 x_2\}$ , this is followed by selecting a function, assume  $+$  is selected,  $P^0$  is  $\{\theta_1 x_1, \theta_2 x_2, \theta_3 x_1 + \theta_4 x_2\}$ , assume the next function selected is  $\sin$ , consequently,  $P^0 = \{\theta_1 x_1, \theta_2 x_2, \theta_3 x_1 + \theta_4 x_3, \theta_5 \sin(x_2)\}$ . At this point all the inputs have been selected so the process continues by selecting the arguments from  $P^0$ , suppose  $\sin$  is selected and  $\theta_3 x_1 + \theta_4 x_3$  is its argument, this makes  $P^0 = \{\theta_1 x_1, \theta_2 x_2, \theta_3 x_1 + \theta_4 x_3, \theta_5 \sin(x_2), \theta_6 \sin(\theta_3 x_1 + \theta_4 x_3)\}$ . This process is repeated until  $|P^0|$  reaches the population size.

Once the initial population is created,  $P^0$ , the evolution starts. EvoDAG uses a steady-state evolution, and, thus, it is not necessary to keep track of the population through the generations, therefore  $\mathcal{P} = P^0$ . The procedure used in the first generation is to create an element by selecting a function from  $\mathcal{F}$ , and its arguments are randomly selected from  $\mathcal{P}$ . The element created replaces an element of  $\mathcal{P}$  which is selected using a negative tournament selection. From the second generation to the end of the run an element is created by first selecting  $f$  and its argument are selected using tournament selection on  $\mathcal{P}$ , the element created replaces an element selected, from  $\mathcal{P}$ , with a negative tournament.

Traditionally in GP, the evolution stops when the maximum number of generations is reached, or the fitness reaches a particular value; however, EvoDAG uses an early stopping approach. That is, the training set is split into a smaller training set, used to identify  $\theta$  and the fitness of the individuals, and a validation set. Then, the best element is the one with the best performance on the validation set. The evolution stop when the best individual has not been updated in some evaluations, 4000 is the default.

EvoDAG function set is  $\mathcal{F} = \{\sum_{60}, \text{atan}, \text{NC}_2, |\cdot|, \text{hypot}, \text{max}_5, \text{min}_5, \prod_{20}, \text{NB}_5, \text{MN}_5, \sin, \sqrt{\cdot}, \tan, \tanh\}$ . Let us start by describing the addition which is defined as  $f(x_1, \dots, x_{60}) = \sum_i \theta_i x_i$  where coefficients  $\theta$  are identified using ordinary least squares (OLS) using the training set. Functions such as min and trigonometric functions are defined as  $\theta f(x_i, \dots)$  where  $\theta$  is identified using OLS.  $\text{NC}_5$  is the nearest centroid classifier whose output is the distance to each class centroid.  $\text{NB}_5$  and  $\text{MN}_5$  are Naive Bayes classifiers using Gaussian and Multinomial distributions, respectively. The outputs of these classifiers are the log-likelihood. NC, NB, and MN are always included in the initial population  $P^0$  having as arguments all the inputs, in the rest of the run, these functions use their default number of arguments.

At this point, one might wonder how the output of the addition and other functions that are not classifiers is. The approach followed is to transform the problem into  $k$  classification problems using the technique one-vs-rest. In each problem, the values are either  $-1$  or  $1$ . Also, the binary classification problem is transformed into two problems: one when the  $1$  correspond to the positive class, and the other when  $1$  correspond to the negative class. Under these conditions there are  $k$  classification problems; therefore  $\theta$  coefficients are identified each for one of them. The result is that these functions have  $k$  outputs one for each class.

In order to provide an idea of the type of models being evolved, Figure 3 depicts a model

evolved for the Arabic polarity classification at global message task. As can be seen, the model is represented using a DAG (Direct Acyclic Graph) where the direction of the edges and dependency is bottom-up, e.g.,  $\tan$  depends on  $X_5$ , i.e., the tangent function is applied to  $X_5$ . The inputs nodes are colored in red, the inner nodes are blue (the intensity is related to the distance to the height, the darker the closer), and the green node is the output node. As mentioned previously, EvoDAG uses as inputs the decision functions of the models, the first three inputs (i.e.,  $X_0$ ,  $X_1$ , and  $X_2$ ) correspond to the decision function values of the negative, neutral, and positive polarity of B4MSA model, in this example trained with SemEval Arabic dataset, and the latter two (i.e.,  $X_3$  and  $X_4$ ) correspond to output of the Lexicon-based model. It is important to mention that EvoDAG does not have information regarding whether input  $X_i$  comes from a particular polarity decision function, consequently from EvoDAG point of view all inputs are equivalent.

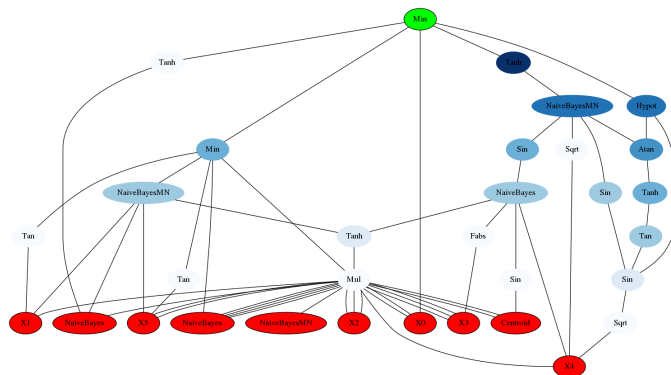


Figure 3: An example of an evolved model by EvoDAG for the Aggressiveness detection task.

## 4 Competition, and Human Annotated Datasets

As mentioned before, we use the human annotated datasets (HA) from [61,62] for Arabic, English, and Spanish languages. These HA datasets contain around 223 thousand tweets for Spanish, 73 thousand tweets for English, and 2000 for Arabic. Table 2 shows the distribution of examples per class for Arabic, English, and Spanish datasets.

Table 2: Number of tweets in each class on the Human Annotated (H.A.) datasets.

Language	Total	Negative	Neutral	Positive
Arabic	1972	1329	199	444
English	73240	18454	33620	21166
Spanish	223306	26272	89782	107252

Table 3 summarizes all the datasets used to analyze EvoMSA’s performance. As mentioned before, the analysis includes datasets of competitions SemEval 2017 [8] and 2018 [7], TASS 2017 [6] and 2018 [5], HAHA 2018 [39] and MEX-A3T 2018 [38]. It is worth to mention that for corpus InterTASS (TASS 2018) and MEX-A3T we do not have the gold standard used in the competition; so, we performed cross-validation. Therefore, the performances reported are on that cross-validation dataset, and cannot be compared with the official performance presented by the competition.

These competitions present different tasks starting from the traditional sentiment analysis which corresponds to identify the polarity of a text; moving on to emotion ordinary classification where the emotions considered are anger, fear, joy, and sadness; safe-unsafe news classification; humor and aggressiveness detection. The majority of the problems are multi-class problems, and there are three binary classification problems which are safe news, humor, and aggressive detection.

Table 3: Number of tweets on the training and test sets in different tasks regarding sentiment analysis (SA), emotion-ordinal classification (EC), safe-unsafe classification of news (SUS), humor analysis (HA), and aggressive analysis (AA).

Language		Training	Test
SemEval 2017 (SA)			
English		50,333	12,284
Arabic		3,355	6,100
SemEval 2018 (EC)			
Arabic	anger	1,027	373
	fear	1,028	372
	joy	952	448
	sadness	1,030	370
	valence	1,070	730
English	anger	2,089	1002
	fear	2,641	986
	joy	1,906	1105
	sadness	1,930	975
	valence	1,630	937
Spanish	anger	1,359	627
	fear	1,368	618
	joy	1,260	730
	sadness	1,350	641
	valence	1,795	648
TASS 2017 (SA)			
Spanish	G. Corpus	7,219	60,798
	InterTASS	1,514	1,899
TASS 2018 (SUS)			
Spanish	S1-L1	1,500	500
	S1-L2	1,500	13,152
	S2	274	407
HAHA 2018 (HA)			
Spanish		16,000	4,000
MEX-A3T 2018 (AA)			
Spanish		5,389	2,311

## 5 Analysis

This section presents EvoMSA’s performance using different models and also different competitions. The different EvoMSA models presented are a combination of the text models described previously, that is B4MSA trained with the training set (TR), B4MSA trained with the human annotated dataset (HA), the Lexicon-based model (TH), Emoji Space (Emo), and FastText (FT). In total, there are 31 different combinations models whose performance could be presented; however, we decided to describe only those combinations that had a significant impact following a bottom-up approach. That is, one starts with a text model having the performance; in particular, this is EvoMSA trained with the training set, then the remaining models are incorporated and tested one at a time. The model pair with the best performance is kept, and, the process continues

testing the remaining text models until all of them are incorporated into EvoMSA. This analysis is performed using a variety of performance measures such as macro-F1, macro-Recall, and Pearson correlation; these measures were used in the different competitions, and, the idea is to facilitate the comparison with the systems submitted to each competition.

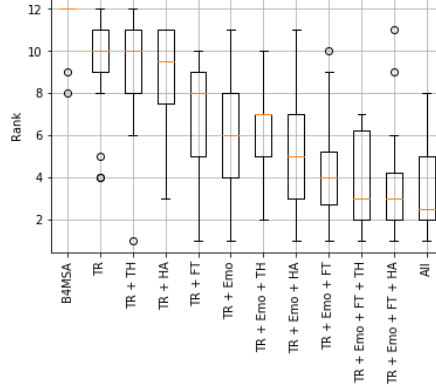


Figure 4: Boxplot of the ranks of B4MSA and EvoMSA using different models, namely trained with the training set (TR), Lexicon-based model (TR + TH), the human annotated dataset (TR + HA), the FastText model (TR + FT), and the combination of these model until all the text model are combined with EvoMSA (All).

Figure 4 presents a boxplot of the ranks of EvoMSA using the different models and the rank of B4MSA. These ranks were calculated using all the datasets used, and, the performance measures used in each particular competition. From the figure, it can be observed that B4MSA has the highest rank, followed by EvoMSA using only the training set (TR). The difference in performance between these two systems is statistically significant with a confidence of 95%, using Wilcoxon signed-rank test [63]. Comparing the performance of EvoMSA using only two models, it is observed that the Emoji Space (TR + Emo) is the one with the lowest rank, followed by FastText (TR + FT), the human annotated dataset (TR + HA), and the Lexicon-based model. This latter model has an equivalent rank that EvoMSA using only the training set, albeit, it presented an outlier obtaining the best performance in one problem. The combination of training set, Emoji Space, and Fast Text (TR + Emo + FT) has the lowest rank among the systems with three models, and EvoMSA with fourth (TR + Emo + FT + TH and TR + Emo + FT + HA) and five models (All) obtained similar ranks, having the lowest rank EvoMSA with all the models. In order to complement this boxplot, it was performed a comparison between EvoMSA with all the models (system with the lowest rank) and the rest of the systems. The statistical test used was a Wilcoxon signed-rank test [63], and the  $p$ -values were adjusted with Holm-Bonferroni method [64] to consider the multiple comparisons. The result is that the difference in performance between the best system and the next three best-performing systems is not significant with a confidence of 95%, whereas it is statistically different with the remaining of the systems.

Table 4 presents the performance of EvoMSA using all the text models, B4MSA, our participating system (i.e., INGEOTEC), and a selection of systems that participated in SemEval 2017 [8] and TASS 2017 [6]. Given that more than 30 teams participated in SemEval 2017, we decided to include only those systems that outperformed INGEOTEC in any of the languages. Regarding TASS 2017, the teams selected are the best submission of each team, and, those that obtained better performance than B4MSA which is our baseline. The performance in English sorts all systems. Comparing the performance of EvoMSA against the other competitors in SemEval 2017, it is observed that EvoMSA would have obtained the first place in Arabic and the sixth position in English. Regarding General Corpus (TASS 2017), our INGEOTEC team obtained the best performance, and EvoMSA would have been in the fifth place [6].

Let us move our attention to those teams that participated in more than one language, the table

Table 4: Performance comparison in terms of Pearson correlation of EvoMSA (using all models) with teams that participated in SemEval 2018; we include the performance measures of our baseline (B4MSA) and our participating system (INGEOTEC). The best performance for each task is indicated in boldface.

Systems/Teams	SemEval 2017		TASS 2017	
	Arabic	English	G. Corpus	InterTASS
BB_twtr [23]	-	<b>0.681</b>	-	-
DataStories [24]	-	0.681	-	-
LIA [65]	-	0.676	-	-
Senti17 [66]	-	0.674	-	-
NileTMRG [25]	0.583	-	-	-
NNEMBs [67]	-	0.669	-	-
EvoMSA	<b>0.592</b>	0.662	0.540	0.474
Tweester [68]	-	0.659	-	-
INGEOTEC	0.477	0.649	<b>0.577</b>	<b>0.507</b>
SiTAKA [26]	0.55	0.645	-	-
ELiRF-UPV [27, 34]	0.478	0.619	0.549	-
B4MSA	0.510	0.610	0.490	0.388
jacerong [69]	-	-	0.569	-
RETUYT [35]	-	-	0.546	-
tecnolengua [70]	-	-	0.528	-

presents only two out of three teams that participated in both languages, namely SiTAKA [26] and ELiRF-UPV [27, 34], it can be observed that EvoMSA obtained the best performance among these teams, and, in addition only SiTAKA is better than B4MSA (our baseline) in both languages. On the other hand, ELiRF-UPV participated in both languages and competitions, and this team had better performance than EvoMSA in TASS 2017 and worst in Arabic and English.

Table 5 shows the results achieved on SemEval 2018 [7] datasets. The table includes the performance of EvoMSA, B4MSA, INGEOTEC, and a selection of systems that participated in this competition. We decided to include those teams that obtained a better position than INGEOTEC in English and those that outperformed the competition baseline on Arabic and Spanish. The table organized the performance of the systems according to the competition language, namely Arabic, English, and Spanish. Furthermore, the systems are sorted by valence in all the languages. From the table, it can be observed that EvoMSA in Arabic would have obtained a second place in valence and first in sadness, and third in the rest of the tasks. On the other hand, in English EvoMSA did not outperform INGEOTEC in valence; nonetheless, it did improve INGEOTEC in the rest of the problems. In Spanish, EvoMSA would have been in first place in Joy and second place in the rest of the tasks.

Seven teams participated in two or more languages; only AffectThor [22] submitted results for all languages. Their approach in English outperformed EvoMSA in all tasks; in Arabic and Spanish languages AffectThor obtained better performance in anger, fear, and joy. Three teams submitted results for Arabic and English: EiTAKA [30] obtained better performance than EvoMSA in all tasks; UNCC [31] in English had a better position than EvoMSA in anger, fear, and sadness. EvoMSA outperforms UWB [71] in all tasks. Finally, three teams participated in English and Spanish, Amobee [74] obtained a better score than EvoMSA in all the tasks; ELiRF-UPV [32] obtained better results in English and worst in Spanish; and YNU-HPCC [80] only outperformed EvoMSA in fear and sadness in English.

Table 6 shows the performance of EvoMSA (using all models) and the participants of TASS 2018 [5]) and IberEval 2018 [39]; in both comparisons, we also included the performance of B4MSA, our baseline system. The table shows that EvoMSA would have obtained two first places and it did not outperform our participating system, INGEOTEC on the rest of the tasks.

Table 5: Performance comparison in terms of Pearson correlation of EvoMSA (using all models) and teams that participated in SemEval 2018; we also included our baseline (B4MSA) and our participating system (INGEOTEC) in the listing. The best performance for each task is indicated in boldface.

Systems/Teams	Anger	Fear	Joy	Sadness	Valence
Arabic					
EiTAKA [30]	<b>0.572</b>	0.529	<b>0.634</b>	0.563	<b>0.809</b>
EvoMSA	0.492	0.495	0.612	<b>0.622</b>	0.761
AffectThor [22]	0.551	<b>0.551</b>	0.631	0.618	0.752
INGEOTEC	0.387	0.440	0.498	0.425	0.749
UNCC [31]	0.459	0.483	0.538	0.587	0.748
B4MSA	0.425	0.409	0.401	0.480	0.680
UWB [71]	0.327	0.345	0.437	0.467	-
EMA [72]	0.077	0.242	0.215	0.535	0.643
NileTMRG [7]	-	-	-	-	0.622
English					
SeerNet [29]	<b>0.706</b>	<b>0.637</b>	<b>0.720</b>	<b>0.717</b>	<b>0.836</b>
PlusEmo2Vec) [73]	0.704	0.528	0.720	0.683	0.833
Amobee [74]	0.667	0.536	0.705	0.673	0.813
psyML [75]	0.670	0.588	0.686	0.667	0.802
EiTAKA [30]	0.651	0.595	0.651	0.636	0.796
FOI DSS [76]	0.631	0.521	0.617	0.591	0.777
TCS Research [77]	0.641	0.561	0.655	0.621	0.777
NTUA-SLP [78]	0.644	0.581	0.678	0.643	0.777
AffecThor [22]	0.620	0.538	0.686	0.622	0.776
Epita [79]	-	-	-	-	0.776
INGEOTEC	0.560	0.489	0.643	0.584	0.760
ELiRF-UPV [32]	0.601	0.525	0.630	0.605	0.759
EvoMSA	0.575	0.520	0.656	0.605	0.753
UNCC [31]	0.604	0.544	0.638	0.610	0.736
YNU-HPCC [80]	0.554	0.523	0.624	0.610	0.733
B4MSA	0.420	0.400	0.521	0.487	0.530
ZMU [7]	0.556	0.565	0.586	0.579	0.122
Spanish					
Amobee [74]	-	-	-	-	<b>0.765</b>
EvoMSA	0.560	0.659	<b>0.693</b>	0.672	0.757
AffectThor [22]	<b>0.606</b>	<b>0.706</b>	0.667	<b>0.677</b>	0.756
ELiRF-UPV [32]	0.520	0.567	0.592	0.620	0.729
INGEOTEC	0.468	0.634	0.655	0.628	0.698
IntenseEmojis/UG18 [81]	0.499	0.606	0.665	0.625	0.682
YNU-HPCC [80]	0.263	0.283	0.513	0.380	0.556
B4MSA	0.454	0.568	0.570	0.546	0.538
UWB [71]	0.361	0.606	0.544	0.506	-

Table 6: Performance in terms of macro-F1 (except HAHA where F1 is used instead) of EvoMSA (with all the models), our baseline (B4MSA), our participating system (INGEOTEC), and other competitors. The performance in S1-L1 sorts the systems and the best performance is indicated in boldface for each task.

System	TASS 2018			IberEval 2018	
	S1-L1	S1-L2	S2	HAHA	MEX-A3T
INGEOTEC	<b>0.795</b>	0.866	0.719	0.797	<b>0.794</b>
ELiRF-UPV [36] [82]	0.790	<b>0.883</b>	0.699	0.7724	-
EvoMSA	0.783	0.854	<b>0.725</b>	<b>0.799</b>	0.789
rbnUGR [37]	0.774	0.873	0.683	-	-
MEANINGCLOUD [83]	0.767	0.793	0.651	-	-
SINAI [84]	0.728	0.773	-	-	-
B4MSA	0.722	0.768	0.519	0.793	0.786

After analyzing the behavior of EvoMSA with different resources, it is time to measure the effects that our genetic programming classifier, EvoDAG, has in the overall performance. The procedure used is to replace EvoDAG in EvoMSA by, almost, all the classifiers implemented in [85] using their default parameters; EvoMSA uses all models. In total, sixteen different classifiers are used to perform this comparison. Figure 5 presents the boxplot of the ranks of these classifiers as well as EvoDAG. The figure is ordered so that the classifier with the lowest rank is in the left and the classifier with the highest rank is on the right; this is only to facilitate the reading.

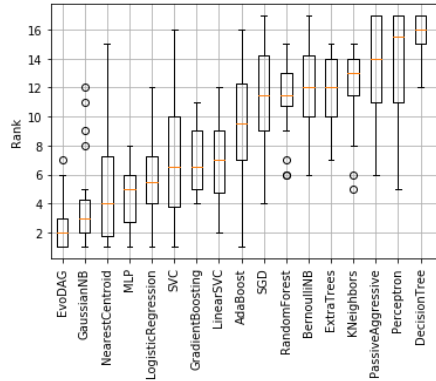


Figure 5: Ranking comparison of different classifiers on all tested datasets.

It is observed from the figure that EvoDAG obtained the lowest rank (best performance), closely followed by a Gaussian Naive Bayes and the Nearest Centroid classifier, the Decision Trees presented the highest rank. EvoDAG, Gaussian NB, and Nearest Centroid obtained the first position in a number of problems; however, these are not the only ones obtaining the first position, these other classifiers are Logistic regression, Support Vector Machines (SVC), and Ada Boost. The comparison between the performance of EvoDAG against the other systems –using the Wilcoxon signed-rank test [63] and adjusting the  $p$ -values with Holm-Bonferroni method [64] to consider the multiple comparisons– shows that there is a difference in performance with a confidence of 95%. Nonetheless, as mentioned, there are classifiers that in some problems obtained the best place; however, on average EvoDAG is the best.



## 6 Conclusions

We presented EvoMSA, a multilingual and domain-independent sentiment analysis system. EvoMSA is designed to combine different resources into one objective; among the possible resources, we use domain specific training set and other related human annotated datasets, lexicon-based models, semi-supervised models like our Emoji Space and FastText models. These models are combined into a classifier based on Genetic Programming to produce a final prediction. All parts that compose EvoMSA are analyzed regarding performance, and this also includes our classifier EvoDAG. The study shows that the resource contributing the most to the performance is Emoji Space; on the other hand, the system with the lowest average rank, the lower the better, was produced by using all the resources. Furthermore, it is worth to mention that replacing EvoDAG with a simpler classifier such as Gaussian Naive Bayes one can reduce computing time, nonetheless, with a performance impact.

EvoMSA performance is analyzed using datasets from different competitions, namely SemEval 2017 and 2018, TASS 2017 and 2018, HAHA 2018, and MEX-A3T 2018. It is important to note that almost all the parameters of EvoMSA and its components are kept constant in all the datasets; the only exception is the models that can be used. Consequently, EvoMSA can be considered an almost free parameter algorithm in a multilingual domain. Furthermore, the result shows that EvoMSA is competitive against the systems participating in those competitions. Based on our experimental results, EvoMSA would have obtained fifth first places (SemEval 2017 in Arabic; SemEval 2018 sadness in Arabic and joy in Spanish; TASS 2018 on S2 dataset; and HAHA 2018), on SemEval 2018 would be on average on the second place in Spanish and third in Arabic. These results are evidence that EvoMSA has a significant generalization potential over several languages considering EvoMSA as a unique and generic solution.

Finally, we would like to discuss some research avenues briefly. We have tested EvoMSA on different sentiment analysis competitions; however, the scheme is general enough to tackle multi-modal problems such as combining images and texts. A concrete example would be user profiling in social media using both text and images published by a user, as lately in PAN 2018 [86]. Also, we have tested two semantic resources, i.e., Emoji Space and FastText, in the future it would be essential to develop and test other semantic representations. An important characteristic that has not been addressed in EvoMSA is that, currently, the models evolved are not intended to be understood. Given that EvoDAG is a GP system, it would be desired that the model evolved would be a white box.

## EvoMSA’s quick start guide

As we have mentioned earlier, EvoMSA is publicly available, developed in Python and to facilitate its use there is a command line interface (CLI). The first step would be to install EvoMSA which can be done from different sources; however, the most accessible path to install it is using conda<sup>7</sup> with the following command:

```
conda install -c ingeotec evomsa
```

Once EvoMSA is installed, it is time to train the model. The format used for the datasets, e.g., training set, is a JSON per line, e.g., {“klass”= 0, “text”: “good life” } where *klass* contains the label and *text* is the text to be classified. The following command is used to train a model:

```
EvoMSA-train -n2 -o evomsa.model train.json
```

where *-n2* indicates to two cores, *-o* specifies the model’s name, and *train.json* contains the training set.

Once the model is created, it can be used to predict unseen instances with the following command:

---

<sup>7</sup>Using the [Anaconda.com](https://anaconda.com)’s Python distribution

```
EvoMSA-predict -n1 -o out.json -m evomsa.model test.json
```

where *-n1* indicates to use one core, if it is omitted then the number of cores used in training is used instead, *-o* specifies the output file, *m* is the model, and *test.json* contains the file to be predicted.

For a complete documentation, visit the official repository at <https://github.com/INGEOTEC/EvoMSA>.

## References

- [1] Bing Liu and Lei Zhang. A Survey of Opinion Mining and Sentiment Analysis. In *Mining Text Data*, pages 415–463. Springer US, Boston, MA, 2012.
- [2] Soujanya Poria, Erik Cambria, Newton Howard, Guang-Bin Huang, and Amir Hussain. Fusing audio, visual and textual clues for sentiment analysis from multimodal content. *Neurocomputing*, 174:50–59, 1 2016.
- [3] Alessandro Ortis, Giovanni M. Farinella, Giovanni Torrisi, and Sebastiano Battiato. Visual Sentiment Analysis Based on on Objective Text Description of Images. In *2018 International Conference on Content-Based Multimedia Indexing (CBMI)*, pages 1–6. IEEE, 9 2018.
- [4] Erik Cambria. Affective Computing and Sentiment Analysis. *IEEE Intelligent Systems*, 31(2):102–107, 3 2016.
- [5] Eugenio Martínez-Cámara, Yudivin Almeida-Cruz, Manuel Carlos Díaz-Galiano, Suilan Estévez-Velarde, Migue A García-Cumbreras, Manuel García-Vega, Yoan Gutiérrez, Arturo Montejo-Ráez, Andrs Montoyo, Rafael Muñoz, Alejandro Piad-Morffis, and Julio Villena-Román. Overview of TASS 2018: Opinions, Health and Emotions. *CEUR Workshop Proceedings*, 2172:13–27, 2018.
- [6] Eugenio Martínez-Cámara, Manuel C Díaz-Galiano, Angel García-Cumbreras, Manuel García-Vega, and Julio Villena-Román. Overview of TASS 2017. *CEUR Workshop Proceedings*, 1896:13–21, 2017.
- [7] Saif M Mohammad, Felipe Bravo-Marquez, Mohammad Salameh, and Svetlana Kiritchenko. SemEval-2018 Task 1: Affect in Tweets. In *Proceedings of the 12th International Workshop on Semantic Evaluation (SemEval-2018)*, pages 1–17. Association for Computational Linguistics, 2018.
- [8] Sara Rosenthal, Noura Farra, and Preslav Nakov. SemEval-2017 Task 4: Sentiment Analysis in Twitter. In *Proceedings of the 11th International Workshop on Semantic Evaluations (SemEval-2017)*, pages 502–518. Association for Computational Linguistics, 2017.
- [9] Daniela Moctezuma, Mario Graff, Sabino Miranda-Jiménez, Eric S Tellez, Abel Coronado, Claudia N Sánchez, and Jos Ortiz-Bejar. A Genetic Programming Approach to Sentiment Analysis for Twitter: TASS’17. *CEUR Workshop Proceedings*, 1896:23–28, 2017.
- [10] Daniela Moctezuma, Jos Ortiz-Bejar, Eric S Tellez, Sabino Miranda-Jiménez, and Mario Graff. INGEOTEC solution for Task 4 in TASS’18 competition. *CEUR Workshop Proceedings*, 2172:111–115, 2018.
- [11] Sabino Miranda-Jiménez, Mario Graff, Eric S Tellez, and Daniela Moctezuma. INGEOTEC at SemEval 2017 Task 4: A B4MSA Ensemble based on Genetic Programming for Twitter Sentiment Analysis. In *Proceedings of the 11th International Workshop on Semantic Evaluations (SemEval-2017)*, pages 771–776. Association for Computational Linguistics, 2017.
- [12] Mario Graff, Sabino Miranda-Jiménez, Eric S Tellez, and Daniela Moctezuma. INGEOTEC at SemEval-2018 Task 1: EvoMSA and microTC for Sentiment Analysis. In *Proceedings of the 12th International Workshop on Semantic Evaluation (SemEval-2018)*, pages 146–150, 2018.
- [13] Mario Graff, Sabino Miranda-Jiménez, Eric S Tellez, Daniela Moctezuma, Vladimir Salgado, Jos Ortiz-Bejar, and Claudia N Sánchez. INGEOTEC at MEX-A3T: Author profiling and aggressiveness analysis in Twitter using microTC and EvoMSA. *CEUR Workshop Proceedings*, 2150:128–133, 2018.
- [14] Jose Ortiz-Bejar, Vladimir Salgado, Mario Graff, Daniela Moctezuma, Sabino Miranda-Jimenez, and Eric Sadit Tellez. INGEOTEC at IberEval 2018 Task HaHa: microTC and EvoMSA to Detect and Score Humor in Texts. *CEUR Workshop Proceedings*, 2150:195–202, 2018.

- [15] Bjarke Felbo, Alan Mislove, Anders Søgaard, Iyad Rahwan, and Sune Lehmann. Using millions of emoji occurrences to learn any-domain representations for detecting sentiment, emotion and sarcasm. In *Proceedings of the 2017 Conference on Empirical Methods in Natural Language Processing*, page 16151625, Copenhagen, Denmark, 9 2017. Association for Computational Linguistics.
- [16] S L Lo, E Cambria, R Chiong, and D Cornforth. Multilingual sentiment analysis: from formal to informal and scarce resource languages. *Artificial Intelligence Review*, 48(4):499–527, 2017.
- [17] David Vilares, Miguel A Alonso, and Carlos Gómez-Rodríguez. Supervised sentiment analysis in multilingual environments. *Information Processing & Management*, 53(3):595–607, 2017.
- [18] Alexandra Balahur, Marco Turchi, Ralf Steinberger, Jose Manuel Perea-Ortega, Guillaume Jacquet, Dilek Kucuk, Vanni Zavarella, and Adil El Ghali. Resource Creation and Evaluation for Multilingual Sentiment Analysis in Social Media Texts. In *Proceedings of the Ninth International Conference on Language Resources and Evaluation (LREC’14)*, Reykjavik, Iceland, 5 2014. European Language Resources Association (ELRA).
- [19] Preslav Nakov, Sara Rosenthal, Zornitsa Kozareva, Veselin Stoyanov, Alan Ritter, and Theresa Wilson. SemEval-2013 Task 2: Sentiment Analysis in Twitter. In *Second Joint Conference on Lexical and Computational Semantics (\*SEM), Volume 2: Proceedings of the Seventh International Workshop on Semantic Evaluation (SemEval 2013)*, pages 312–320. Association for Computational Linguistics, 2013.
- [20] Xinfan Meng, Furu Wei, Xiaohua Liu, Ming Zhou, Ge Xu, and Houfeng Wang. Cross-lingual Mixture Model for Sentiment Classification. In *Proceedings of the 50th Annual Meeting of the Association for Computational Linguistics: Long Papers - Volume 1*, ACL ’12, pages 572–581, Stroudsburg, PA, USA, 2012. Association for Computational Linguistics.
- [21] Karin Becker, Viviane P Moreira, and Aline G L dos Santos. Multilingual emotion classification using supervised learning: Comparative experiments. *Information Processing & Management*, 53(3):684–704, 2017.
- [22] Mostafa Abdou, Artur Kulmizev, and Joan Ginés Ametllé. AffecThor at SemEval-2018 Task 1: A cross-linguistic approach to sentiment intensity quantification in tweets. In *Proceedings of the 12th International Workshop on Semantic Evaluation (SemEval-2018)*, pages 210–217. Association for Computational Linguistics, 2018.
- [23] Mathieu Cliche Bloomberg. BB twtr at SemEval-2017 Task 4: Twitter Sentiment Analysis with CNNs and LSTMs. In *Proceedings of the 11th International Workshop on Semantic Evaluations (SemEval-2017)*, pages 573–580. Association for Computational Linguistics, 2017.
- [24] Christos Baziotis, Nikos Pelekis, and Christos Doukeridis. DataStories at SemEval-2017 Task 4: Deep LSTM with Attention for Message-level and Topic-based Sentiment Analysis. In *Proceedings of the 11th International Workshop on Semantic Evaluations (SemEval-2017)*, pages 747–754. Association for Computational Linguistics, 2017.
- [25] Samhaa R El-Beltagy, Mona El Kalamawy, and Abu Bakr Soliman. NileTMRG at SemEval-2017 Task 4: Arabic Sentiment Analysis. In *Proceedings of the 11th International Workshop on Semantic Evaluations (SemEval-2017)*, pages 790–795. Association for Computational Linguistics, 2017.
- [26] Mohammed Jabreel and Antonio Moreno. SiTAKA at SemEval-2017 Task 4: Sentiment Analysis in Twitter Based on a Rich Set of Features. In *Proceedings of the 11th International Workshop on Semantic Evaluations (SemEval-2017)*, pages 694–699. Association for Computational Linguistics, 2017.
- [27] Jos-A González, Ferran Pla, and Llus-F Hurtado. ELiRF-UPV at SemEval-2017 Task 4: Sentiment Analysis using Deep Learning. In *Proceedings of the 11th International Workshop on Semantic Evaluations (SemEval-2017)*, pages 723–727. Association for Computational Linguistics, 2017.
- [28] Mohamed A. Zahran, Ahmed Magooda, Ashraf Y. Mahgoub, Hazem Raafat, Mohsen Rashwan, and Amir Atyia. Word representations in vector space and their applications for arabic. In Alexander Gelbukh, editor, *Computational Linguistics and Intelligent Text Processing*, pages 430–443, Cham, 2015. Springer International Publishing.
- [29] Venkatesh Duppada, Royal Jain, and Sushant Hiray. SeerNet at SemEval-2018 Task 1: Domain Adaptation for Affect in Tweets. *Proceedings of the 12th International Workshop on Semantic Evaluation (SemEval-2018)*, pages 18–23, 2018.

- [30] Mohammed Jabreel and Antonio Moreno. EiTAKA at SemEval-2018 Task 1: An Ensemble of N-Channels ConvNet and XGboost Regressors for Emotion Analysis of Tweets. In *Proceedings of the 12th International Workshop on Semantic Evaluation (SemEval-2018)*, pages 193–199. Association for Computational Linguistics, 2018.
- [31] Malak Abdullah and Samira Shaikh. TeamUNCC at SemEval-2018 Task 1: Emotion Detection in English and Arabic Tweets using Deep Learning. In *Proceedings of the 12th International Workshop on Semantic Evaluation (SemEval-2018)*, pages 350–357. Association for Computational Linguistics, 2018.
- [32] Jos-A González, Llus-F Hurtado, and Ferran Pla. ELiRF-UPV at SemEval-2018 Tasks 1 and 3: Affect and Irony Detection in Tweets. In *Proceedings of the 12th International Workshop on Semantic Evaluation (SemEval-2018)*, pages 565–569. Association for Computational Linguistics, 2018.
- [33] Alon Rozental and Daniel Fleischer. Amobee at SemEval-2018 Task 1: GRU Neural Network with a CNN Attention Mechanism for Sentiment Classification. *Proceedings of the 12th International Workshop on Semantic Evaluation (SemEval-2018)*, pages 218–225, 2018.
- [34] Llus-F Hurtado, Ferran Pla, and Jos-A González. ELiRF-UPV at TASS 2017: Sentiment Analysis in Twitter based on Deep Learning. *CEUR Workshop Proceedings*, 1896:29–34, 2017.
- [35] Ros Aiala, Luis Chiruzzo, Mathias Etcheverry, and Santiago Castro. RETUYT en TASS 2017: Análisis de Sentimiento de Tweets en Español utilizando SVM y CNN. *CEUR Workshop Proceedings*, 1896:77–83, 2017.
- [36] Jos-A González, Llus-F Hurtado, and Ferran Pla. ELiRF-UPV at TASS 2018: Emotional categorization of news articles. *CEUR Workshop Proceedings*, 2172:103–109, 2018.
- [37] Nuria Rodríguez Barroso, Eugenio Martínez-Cámara, and Francisco Herrera. SCI 2 S at TASS 2018: Emotion Classification with Recurrent Neural Networks. *CEUR Workshop Proceedings*, 2172:117–123, 2018.
- [38] Miguel A Alvarez-Carmona, Estefana Guzmán-Falcón, Manuel Montes-Y-Gómez, Hugo Jair Escalante, Luis Villaseñor-Pineda, Vernica Reyes-Meza, and Antonio Rico-Sulayes. Overview of MEX-A3T at IberEval 2018: Authorship and aggressiveness analysis in Mexican Spanish tweets. *CEUR Workshop Proceedings*, 2150:74–96, 2018.
- [39] Santiago Castro, Luis Chiruzzo, and Aiala Rosá. Overview of the HAHA Task: Humor Analysis based on Human Annotation at IberEval 2018. *CEUR Workshop Proceedings*, 2150:187–194, 2018.
- [40] Carlos Enrique Muñoz Cuza, Gretel Liz De la Peña Sarracén, and Paolo Rosso. Attention mechanism for aggressive detection. In *CEUR Workshop Proceedings*, volume 2150, pages 114–118, 2018.
- [41] Mario Ezra Aragón and A Pastor López-Monroy. Author Profiling and Aggressiveness Detection in Spanish Tweets: MEX-A3T 2018. *CEUR Workshop Proceedings*, 2150:134–139, 2018.
- [42] Reynier Ortega-Bueno, Carlos E Muñoz-Cuza, Jos E Medina Pagola, and Paolo Rosso. UO UPV: Deep Linguistic Humor Detection in Spanish Social Media. *CEUR Workshop Proceedings*, 2150:203–213, 2018.
- [43] Aditya Joshi, Pushpak Bhattacharyya, and Mark J. Carman. Automatic Sarcasm Detection. *ACM Computing Surveys*, 50(5):1–22, 9 2017.
- [44] Diana Maynard and Mark A Greenwood. Who cares about sarcastic tweets? Investigating the impact of sarcasm on sentiment analysis. In *Proceedings of the 7th Workshop on Computational Approaches to Subjectivity, Sentiment and Social Media Analysis*, 2014.
- [45] Aditya Joshi, Vaibhav Tripathi, Kevin Patel, Pushpak Bhattacharyya, and Mark Carman. Are Word Embedding-based Features Useful for Sarcasm Detection? In *Proceedings of the 2016 Conference on Empirical Methods in Natural Language Processing*, pages 1006–1011, Stroudsburg, PA, USA, 2016. Association for Computational Linguistics.
- [46] Silvio Amir, Byron C. Wallace, Hao Lyu, Paula Carvalho, and Mario J. Silva. Modelling Context with User Embeddings for Sarcasm Detection in Social Media. In *Proceedings of The 20th SIGNLL Conference on Computational Natural Language Learning*, pages 167–177, Stroudsburg, PA, USA, 2016. Association for Computational Linguistics.
- [47] Aniruddha Ghosh and Dr. Tony Veale. Fracking Sarcasm using Neural Network. In *Proceedings of the 7th Workshop on Computational Approaches to Subjectivity, Sentiment and Social Media Analysis*, pages 161–169, Stroudsburg, PA, USA, 2016. Association for Computational Linguistics.

- [48] David H. Wolpert. Stacked generalization. *Neural Networks*, 5(2):241–259, 1 1992.
- [49] Mario Graff, Eric S. Tellez, Sabino Miranda-Jimenez, and Hugo Jair Escalante. EvoDAG: A semantic Genetic Programming Python library. In *2016 IEEE International Autumn Meeting on Power, Electronics and Computing (ROPEC)*, pages 1–6. IEEE, 11 2016.
- [50] Mario Graff, Eric S. Tellez, Hugo Jair Escalante, and Sabino Miranda-Jiménez. Semantic Genetic Programming for Sentiment Analysis. In Pierrick Legrand Yazmin Maldonado Oliver Schütze, Leonardo Trujillo, editor, *NEO 2015*, pages 43–65. Springer, Cham, 2017.
- [51] Eric S. Tellez, Sabino Miranda-Jiménez, Mario Graff, Daniela Moctezuma, Ranyart R. Suárez, and Oscar S. Siordia. A simple approach to multilingual polarity classification in Twitter. *Pattern Recognition Letters*, 94:68–74, 2017.
- [52] Eric S. Tellez, Sabino Miranda-Jiménez, Mario Graff, Daniela Moctezuma, Oscar S. Siordia, and Elio A. Villaseñor. A case study of Spanish text transformations for twitter sentiment analysis. *Expert Systems with Applications*, 81:457–471, 2017.
- [53] Bing Liu. English Opinion Lexicon, 2017.
- [54] Jorge Carrillo De Albornoz, Laura Plaza, and Pablo Gerv. Language Resources and Evaluation SentiSense : an affective lexicon for sentiment analysis SentiSense : An easily scalable concept-based affective lexicon for sentiment analysis. In *International Conference on Language Resources and Evaluation*, pages 3562–3567, Istanbul, Turkey, 2012. European Language Resources Association (ELRA).
- [55] Grigori Sidorov, Sabino Miranda-Jiménez, Francisco Viveros-Jiménez, Alexander Gelbukh, No Castro-Sánchez, Francisco Velásquez, Ismael Díaz-Rangel, Sergio Suárez-Guerra, Alejandro Treviño, and Juan Gordon. Empirical Study of Machine Learning Based Approach for Opinion Mining in Tweets. In *Proceedings of the 11th Mexican International Conference on Advances in Artificial Intelligence - Volume Part I, MICAI’12*, pages 1–14, Berlin, Heidelberg, 2013. Springer-Verlag.
- [56] Veronica Perez-Rosas, Carmen Banea, and Rada Mihalcea. Learning Sentiment Lexicons in Spanish. In *Proceedings of the Eighth International Conference on Language Resources and Evaluation (LREC-2012)*, pages 3077–3081, 2012.
- [57] George A. Miller and George A. WordNet: a lexical database for English. *Communications of the ACM*, 38(11):39–41, 11 1995.
- [58] googletrans. Googletrans: Free and unlimited google translate api for python. <http://py-googletrans.readthedocs.io/en/latest>, 2018. Accessed 26-Jul-2018.
- [59] Piotr Bojanowski, Edouard Grave, Armand Joulin, and Tomas Mikolov. Enriching Word Vectors with Subword Information. *Transactions of the Association for Computational Linguistics*, 5(1):135–146, 2017.
- [60] Edouard Grave, Piotr Bojanowski, Prakhar Gupta, Armand Joulin, and Tomas Mikolov. Learning Word Vectors for 157 Languages. In *Proceedings of the 11th Language Resources and Evaluation Conference*, pages 3483–3487. Proceedings of the Eleventh International Conference on Language Resources and Evaluation (LREC-2018), 2 2018.
- [61] Igor Mozetič, Miha Grčar, and Jasmina Smailović. Multilingual Twitter Sentiment Classification: The Role of Human Annotators. *PloS one*, 11(5):e0155036, 2016.
- [62] NRC. Syrian tweets arabic sentiment analysis dataset. <http://saifmohammad.com/WebPages/ArabicSA.html>, 2017. Accessed 17-Feb-2017.
- [63] Frank Wilcoxon. Individual Comparisons by Ranking Methods. *Biometrics Bulletin*, 1(6):80, 12 1945.
- [64] Sture Holm. A Simple Sequentially Rejective Multiple Test Procedure. *Scandinavian Journal of Statistics*, 6:65–70, 1979.
- [65] Mickael Rouvier. LIA at SemEval-2017 Task 4: An Ensemble of Neural Networks for Sentiment Classification. In *Proceedings of the 11th International Workshop on Semantic Evaluation (SemEval-2017)*, pages 760–765. Association for Computational Linguistics, 2017.
- [66] Hussam Hamdan. Senti17 at SemEval-2017 Task 4: Ten Convolutional Neural Network Voters for Tweet Polarity Classification. In *Proceedings of the 11th International Workshop on Semantic Evaluation (SemEval-2017)*, pages 700–703. Association for Computational Linguistics, 2017.

- [67] Yichun Yin, Yangqiu Song, and Ming Zhang. NNEMBs at SemEval-2017 Task 4: Neural Twitter Sentiment Classification: a Simple Ensemble Method with Different Embeddings. In *Proceedings of the 11th International Workshop on Semantic Evaluation (SemEval-2017)*, pages 621–625. Association for Computational Linguistics, 2017.
- [68] Athanasia Kolovou, Filippos Kokkinos, Aris Fergadis, Pinelopi Papalampidi, Elias Iosif, Nikolaos Malandrakis, Elisavet Palogiannidi, Haris Papageorgiou, Shrikanth Narayanan, and Alexandros Potamianos. Tweester at SemEval-2017 Task 4: Fusion of Semantic-Affective and pairwise classification models for sentiment analysis in Twitter. In *Proceedings of the 11th International Workshop on Semantic Evaluation (SemEval-2017)*, pages 675–682. Association for Computational Linguistics, 2017.
- [69] Jhon Adrin Cerón-Guzmán and Santiago de Cali. Classifier Ensembles That Push the State-of-the-Art in Sentiment Analysis of Spanish Tweets. *CEUR Workshop Proceedings*, 1896:59–64, 2017.
- [70] Antonio Moreno-Ortiz. Tecnolengua Lingmotif at TASS 2017: Spanish twitter dataset classification combining wide-coverage lexical resources and text features. *CEUR Workshop Proceedings*, 1896:35–42, 2017.
- [71] Pavel Přibá, Tom Hercig, and Ladislav Lenc. UWB at SemEval-2018 Task 1: Emotion Intensity Detection in Tweets. In *Proceedings of the 12th International Workshop on Semantic Evaluation (SemEval-2018)*, pages 133–140. Association for Computational Linguistics, 2018.
- [72] Gilbert Badaro, Obeida El Jundi, Alaa Khaddaj, Alaa Maarouf, Raslan Kain, Hazem Hajj, and Wassim El-Hajj. EMA at SemEval-2018 Task 1: Emotion Mining for Arabic. In *Proceedings of The 12th International Workshop on Semantic Evaluation*, pages 236–244, Stroudsburg, PA, USA, 2018. Association for Computational Linguistics.
- [73] Ji Ho Park, Peng Xu, and Pascale Fung. PlusEmo2Vec at SemEval-2018 Task 1: Exploiting emotion knowledge from emoji and #hashtags. In *Proceedings of The 12th International Workshop on Semantic Evaluation*, pages 264–272. Association for Computational Linguistics, 2018.
- [74] Alon Rozental and Daniel Fleischer. Amobee at SemEval-2018 Task 1: GRU Neural Network with a CNN Attention Mechanism for Sentiment Classification. In *Proceedings of The 12th International Workshop on Semantic Evaluation*, pages 218–225. Association for Computational Linguistics, 2018.
- [75] Grace Gee and Eugene Wang. psyML at SemEval-2018 Task 1: Transfer Learning for Sentiment and Emotion Analysis. In *Proceedings of The 12th International Workshop on Semantic Evaluation*, pages 369–376. Association for Computational Linguistics, 2018.
- [76] Maja Karasalo, Mattias Nilsson, Magnus Rosell, and Ulrika Wickenberg Bolin. FOI DSS at SemEval-2018 Task 1: Combining LSTM States, Embeddings, and Lexical Features for Affect Analysis. In *Proceedings of The 12th International Workshop on Semantic Evaluation*, pages 109–115. Association for Computational Linguistics, 2018.
- [77] Hardik Meisheri and Lipika Dey. TCS Research at SemEval-2018 Task 1: Learning Robust Representations using Multi-Attention Architecture. In *Proceedings of The 12th International Workshop on Semantic Evaluation*, pages 291–299. Association for Computational Linguistics, 2018.
- [78] Christos Baziotis, Athanasiou Nikolaos, Alexandra Chronopoulou, Athanasia Kolovou, Georgios Paraskevopoulos, Nikolaos Ellinas, Shrikanth Narayanan, and Alexandros Potamianos. NTUA-SLP at SemEval-2018 Task 1: Predicting Affective Content in Tweets with Deep Attentive RNNs and Transfer Learning. In *Proceedings of The 12th International Workshop on Semantic Evaluation*, pages 245–255. Association for Computational Linguistics, 2018.
- [79] Guillaume Daval-Frerot, Abdesselam Boucekif, and Anatole Moreau. Epita at SemEval-2018 Task 1: Sentiment Analysis Using Transfer Learning Approach. In *Proceedings of The 12th International Workshop on Semantic Evaluation*, pages 151–155. Association for Computational Linguistics, 2018.
- [80] You Zhang, Jin Wang, and Xuejie Zhang. YNU-HPCC at SemEval-2018 Task 1: BiLSTM with Attention based Sentiment Analysis for Affect in Tweets. In *Proceedings of The 12th International Workshop on Semantic Evaluation*, pages 273–278. Association for Computational Linguistics, 2018.
- [81] Marloes Kuijper, Mike van Lenthe, and Rik van Noord. UG18 at SemEval-2018 Task 1: Generating Additional Training Data for Predicting Emotion Intensity in Spanish. In *Proceedings of The 12th International Workshop on Semantic Evaluation*, pages 279–285. Association for Computational Linguistics, 2018.
- [82] Jos-A González, Llus-F Hurtado, and Ferran Pla. ELiRF-UPV at MultiStanceCat 2018. *CEUR Workshop Proceedings*, 2150:173–179, 2018.

- [83] Javier Herrera-Planells and Julio Villena-Román. MeaningCloud at TASS 2018: News Headlines Categorization for Brand Safety Assessment. *CEUR Workshop Proceedings*, 2172:97–102, 2018.
- [84] Flor Miriam Plaza del Arco, Eugenio Martínez-Cámara, Mara Teresa Martn Valdivia, and Luis Alfonso Urea López. SINAI at TASS 2018: Lineal Classification System with Emotional External Knowledge. *CEUR Workshop Proceedings*, 2150:125–130, 2018.
- [85] Fabian Pedregosa, Gal Varoquaux, Alexandre Gramfort, Vincent Michel, Bertrand Thirion, Olivier Grisel, Mathieu Blondel, Peter Prettenhofer, Ron Weiss, Vincent Dubourg, Jake Vanderplas, Alexandre Passos, David Cournapeau, Matthieu Brucher, Matthieu Perrot, and douard Duchesnay. Scikit-learn: Machine Learning in Python. *Journal of Machine Learning Research*, 12(Oct):2825–2830, 2011.
- [86] Francisco Rangel, Paolo Rosso, Manuel Montes-Y-Gómez, Martin Potthast, and Benno Stein. Overview of the 6th Author Profiling Task at PAN 2018: Multimodal Gender Identification in Twitter. In *PAN @ CLEF 2018*, page 38, Avignon, France, 2018. CEUR Workshop Proceedings.