

OPTIMAL UNCERTAINTY QUANTIFICATION ON MOMENT CLASS USING CANONICAL MOMENTS

BY JÉRÔME STENGER^{1,2}, FABRICE GAMBOA¹, MERLIN
KELLER², AND BERTRAND IOOSS^{1,2}

¹*Université de Toulouse Paul Sabatier*, ²*EDF R&D*

We gain robustness on the quantification of a risk measurement by accounting for all sources of uncertainties tainting the inputs of a computer code. We evaluate the maximum quantile over a class of distributions defined only by constraints on their moments. The methodology is based on the theory of canonical moments that appears to be a well-suited framework for practical optimization.

1. Introduction. Uncertainty quantification methods address problems related to with real world variability. Generally, an engineering system is represented by a numerical function $Y = G(X)$ (Smith, 2014), whose inputs $X \in \mathbb{R}^p$ are uncertain and modeled by random variables. The variable of interest is the scalar output of the computer code, but the statistician rather work with some quantities of interest, for example, a quantile, a probability of failure, or any measures of risk. Uncertainty quantification aims to characterize how the variability of a system and its model affect the quantity of interest (de Rocquigny (2012), Baudin et al. (2017)).

We propose to gain robustness on the quantification of this measure of risk. Usually input values are simulated from an associated joint probability distribution. This distribution is often chosen in a parametric family, and its parameters are estimated using a sample and/or the opinion of an expert. However the difference between the probabilistic model and the reality induces uncertainty. The uncertainty on the input distributions is propagated to the quantity of interest, as a consequence, different choices of input distributions will lead to different values of the risk measures.

To consider this uncertainty, we propose to evaluate the maximum risk measure over a class of distributions. Different classes are suggested in the literature mainly discussed in the work of Berger and Hartigan in the context of Robust Bayesian Analysis (see Ruggeri, Rios Insua and Martin (2005)). They consider for example the generalized moment set (DeRoberts and Hartigan, 1981) or the ε -contamination set (Sivaganesan and Berger, 1989). The generalized moment set has some really nice properties studied by Win-

Keywords and phrases: canonical moments, robustness, uncertainty quantification

Winkler (1988) based on the well known Choquet theory (Choquet, Marsden and Gelbart, 2018). An extension of Winkler’s work has been more recently published by Owhadi et al. (2013) under the name of Optimal Uncertainty Quantification (OUQ). In this paper we will focus on classes of measures specified by classical moment constraints. This is a particular case of the framework introduced by Owhadi et al. (2013) justified by our industrial context, mainly related to nuclear safety issues (Wallis (2004), Prosek and Mavko (2007)). Indeed, in practice the estimation of the input distributions, built with the help of the expert, often relies only on the knowledge of the mean or the variance of the input variables.

One of the main problems is the computational complexity of the optimization of the risk measure over the given class of distribution. In the moment context, Semi-Definite-Programming (Henrion, Lasserre and Ljubić, 2009) has been already explored by Betrò (2000) and Lasserre (2010), but the deterministic solver rapidly reaches its limitation as the dimension of the problem increases. One can also find in the literature a Python toolbox developed by McKerns et al. (2012) called Mystic framework that fully integrates the OUQ framework. However, it was built as a generic tool for generalized moment problems and the enforcement of the moment constraints is not optimal. By restricting the work to classical moment sets, we propose an original and practical approach based on the theory of canonical moments (Dette and Studden, 1997). Canonical moments of a measure can be seen as the relative position of its moment sequence in the moment space. It is inherent to the measure and therefore present many interesting properties. The performance of our algorithms exceeds all other methods so far.

The paper proceeds as follows. Section 2 describes the OUQ framework and the OUQ reduction theorem. A short introduction to the theory of canonical moments is then presented in Section 3. The algorithms and the methodology used for practical optimization are presented in Section 4. Section 5 and 6 are dedicated to the presentation of two numerical tests, one is a toy example, the other is a real case. Section 7 gives some conclusions and perspectives.

2. OUQ principles.

2.1. *Reduction theorem.* In this work, we consider the quantile of the output of a computer code $G : \mathbb{R}^p \rightarrow \mathbb{R}$, seen as a black box function. In order to gain robustness on the risk measurement, our goal is to find the

maximal quantile over a class of distributions. More precisely we study

$$(1) \quad \begin{aligned} \bar{Q}_{\mathcal{A}}(\alpha) &= \sup_{\mu \in \mathcal{A}} \left[\inf \{h \in \mathbb{R} \mid F_{\mu}(h) \geq \alpha\} \right], \\ &= \sup_{\mu \in \mathcal{A}} \left[\inf \{h \in \mathbb{R} \mid P_{\mu}(G(X) \leq h) \geq \alpha\} \right], \end{aligned}$$

where \mathcal{A} is the optimization set, i.e a subset of all probability measures. Our assumption is that all the scalar inputs of the code are bounded and mutually independent. Further, we enforce N_i moment constraints on the distribution μ_i of the i th parameter. Hence, we have

$$(2) \quad \mathcal{A} = \left\{ \mu = \otimes \mu_i \in \bigotimes_{i=1}^p \mathcal{M}_1([l_i, u_i]) \mid \mathbb{E}_{\mu_i}[x^j] = c_j^{(i)}, \right. \\ \left. c_j^{(i)} \in \mathbb{R}, \text{ for } 1 \leq j \leq N_i \text{ and } 1 \leq i \leq p \right\},$$

The objective value (1) is not very convenient to work with, we transform the expression so that the OUQ reduction theorem can be applied (Theorem 2.1 (Owhadi et al., 2013)). The following result, illustrated in Figure 1, can be interpreted as a duality transformation of our problem. The proof is obvious and is postponed to Appendix A.1.

PROPOSITION 2.1. *The following duality result holds*

$$\bar{Q}_{\mathcal{A}}(p) = \inf \left\{ h \in \mathbb{R} \mid \inf_{\mu \in \mathcal{A}} F_{\mu}(h) \geq p \right\}.$$

Proposition 2.1 shows that computing the lowest CDF will easily provide the maximum quantile. Our problem is therefore to evaluate the lowest probability of failure $\inf_{\mu \in \mathcal{A}} P_{\mu}(G(X) \leq h)$ for a fixed threshold h . Under this form the OUQ reduction theorem applies (see Owhadi et al. (2013), Winkler (1988)). It states that the optimal solution of our optimization problem is a product of discrete measures. The most general form of the theorem reads as follows:

THEOREM 2.1 (OUQ reduction Owhadi et al. (2013, p.37)). *Suppose*

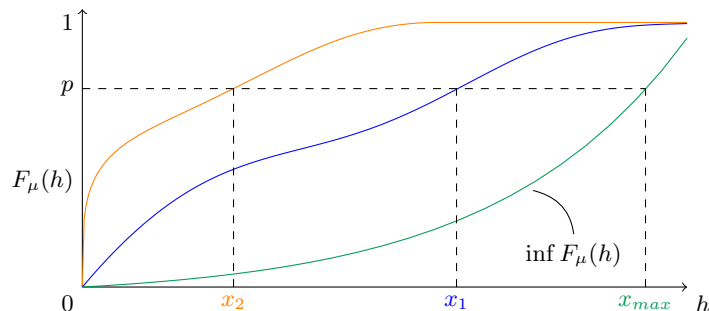


Fig 1: Illustration of the duality result 2.1. The orange and the green curves represent the CDF envelope; we can see that the maximum quantile x_{max} is actually the quantile of the lowest CDF.

that $\mathcal{X} := \mathcal{X}_1 \times \cdots \times \mathcal{X}_p$ is a product of Radon spaces. Let

$$\mathcal{A} := \left\{ (G, \mu) \left| \begin{array}{l} G : \mathcal{X} \rightarrow \mathcal{Y}, \text{ is a real valued measurable function,} \\ \mu = \mu_1 \otimes \cdots \otimes \mu_p \in \bigotimes_{i=1}^p \mathcal{M}_1(\mathcal{X}_i), \\ \text{for each } G, \text{ and for some measurable functions} \\ \varphi_l : \mathcal{X} \rightarrow \mathbb{R} \text{ and } \varphi_j^{(i)} : \mathcal{X}_i \rightarrow \mathbb{R}, \\ \bullet \mathbb{E}_\mu[\varphi_l] \leq 0 \text{ for } l = 1, \dots, N_0, \\ \bullet \mathbb{E}_{\mu_i}[\varphi_j^{(i)}] \leq 0 \text{ for } j = 1, \dots, N_i \text{ and } i = 1, \dots, p \end{array} \right. \right\}$$

Let $\Delta_n(\mathcal{X})$ be the set of all discrete measure supported on at most $n + 1$ points of \mathcal{X} , and

$$\mathcal{A}_\Delta := \{(G, \mu) \in \mathcal{A} \mid \mu_i \in \Delta_{N_0 + N_i}(\mathcal{X}_i)\} .$$

Let q be a measurable real function on $\mathcal{X} \times \mathcal{Y}$. Then

$$\sup_{(G, \mu) \in \mathcal{A}} \mathbb{E}_\mu[q(X, G(X))] = \sup_{(G, \mu) \in \mathcal{A}_\Delta} \mathbb{E}_\mu[q(X, G(X))] .$$

The heuristic of Theorem 2.1 is that if you have N_k pieces of information relevant to the random variable X_k then it is enough to pretend that X_k takes at most $N_k + 1$ values in \mathcal{X}_k . This important point comes from Winkler (1988), who has shown that the extreme measures of moment class $\{\mu \in \mathcal{M}_1(\mathcal{X}) \mid \mathbb{E}_\mu[\varphi_1] \leq 0, \dots, \mathbb{E}_\mu[\varphi_n] \leq 0\}$ are the discrete measures that are supported on at most $n + 1$ points. The work of Winkler is based on the Choquet theory (Choquet, Marsden and Gelbart, 2018) which requires

the set to be convex, as moment classes. The strength of Theorem 2.1 is that it extends the result to a tensorial product of moment sets. The proof relies on a recursive argument using Winkler's classification on every set \mathcal{X}_i . We recall that the product of spaces traduces the independence of the input variables. Another remarkable fact is that the theorem remains true whatever the function G and the quantity of interest q are. In fact it is only required that the quantity to be optimized is an affine function of the underlying measure μ .

To be more specific, Theorem 2.1 states that the solution to our optimization problem is located on the p -fold product of finite convex combinations of Dirac masses.

$$\mathcal{A}_\Delta = \left\{ \mu \in \mathcal{A} \mid \mu_i = \sum_{k=1}^{N_i+1} w_k^{(i)} \delta_{x_k^{(i)}} \text{ for } 1 \leq i \leq p \right\},$$

such that $\overline{Q}_{\mathcal{A}}(p) = \overline{Q}_{\mathcal{A}_\Delta}(p)$.

Theorem 2.1 drastically simplifies the computational implementation to solve the optimization problem. Indeed, our optimization problem could be rewritten as

$$\begin{aligned} \inf_{\mu \in \mathcal{A}_\Delta} F_\mu(h) &= \inf_{\mu \in \mathcal{A}_\Delta} P_\mu(G(X) \leq h), \\ (3) \quad &= \inf_{\mu \in \mathcal{A}_\Delta} \sum_{i_1=1}^{N_1+1} \cdots \sum_{i_p=1}^{N_p+1} \omega_{i_1}^{(1)} \cdots \omega_{i_p}^{(p)} \mathbb{1}_{\{G(x_{i_1}^{(1)}, \dots, x_{i_p}^{(p)}) \leq h\}}, \end{aligned}$$

thus the weights and positions of the input distributions provide a natural parameterization of the optimization problem.

2.2. Limitations. The reason behind the restriction to equality constraint on the inputs (2), is that it greatly simplify the parameterization of the optimization problem. Suppose that we enforce N_i constraints on the moments of a scalar measure $\mu_i = \sum \omega_j^{(i)} \delta_{x_j^{(i)}}$, Theorem 2.1 states that the solution to our problem is supported by at most $N_i + 1$ points. A noticeable fact is that as soon as the $N_i + 1$ support points of the distribution are set, the corresponding weights are uniquely determined. Indeed, the N_i constraints lead to N_i equations, and one last equation derives from the measure mass

equals to 1. The following $N_i + 1$ linear equations holds

$$(4) \quad \begin{cases} \omega_1^{(i)} & + \dots + \omega_{N_i+1}^{(i)} & = 1 \\ \omega_1 x_1^{(i)} & + \dots + \omega_{N_i+1}^{(i)} x_{N_i+1}^{(i)} & = c_1^{(i)} \\ \vdots & & \vdots \\ \omega_1^{(i)} x_1^{(i)N_i} & + \dots + \omega_{N_i+1}^{(i)} x_{N_i+1}^{(i)N_i} & = c_{N_i}^{(i)} \end{cases}$$

The determinant of the previous system is a Vandermonde matrix. Hence, the system is invertible as long as the $(x_j^{(i)})_j$ are distinct. The optimization problem can therefore be parameterized only by the support points of the inputs.

However, in order to proceed to the optimization problem presented in Equation (3), one must be able to generate positions points that correspond to the support of an admissible measure. That is, a measure that respects the constraints enforced in Equation (4), with the additional condition $0 \leq \omega_j^{(i)} \leq 1$.

We define the moment space $M := M(a, b) = \{\mathbf{c}(\mu) \mid \mu \in \mathcal{M}_1([a, b])\}$ where $\mathbf{c}(\mu)$ denote the sequence of moments of some measure μ . The n th moment space M_n is defined by projecting M onto its first n coordinates, $M_n = \{\mathbf{c}_n(\mu) = (c_1, \dots, c_n) \mid \mu \in \mathcal{M}_1([a, b])\}$. M_2 is depicted Figure 4. In order to perform a numerical optimization using evolutionary or simulated annealing solver, the problem is reformulated as follow: given a moment sequence $\mathbf{c}_n = (c_1, \dots, c_n) \in M_n$, one must be able to explore the whole set of admissible measures that has been parameterized with the points of their finite supports. Therefore, one shall generate at most $n + 1$ support points of some discrete measure, having \mathbf{c}_n as moment sequences. Canonical moments provide a surprisingly well tailored solution of this problem.

The work on canonical moments was first introduced by [Skibinsky \(1967\)](#). His main contribution covered the original study of the geometric aspect of general moment space ([Skibinsky, 1977](#)), ([Skibinsky, 1986](#)). In a number of further papers, Skibinsky proves numerous other interesting properties of the canonical moments. [Dette and Studden \(1997\)](#) have shown the intrinsic relation between a measure μ and its canonical moments. They highlight the interest of canonical moments in many areas of statistics, probability and analysis such as problem of design of experiments, or the Hausdorff moment problem ([Hausdorff, 1923](#)). In the next section, we briefly introduce the theory of canonical moments, widely using results of [Dette and Studden \(1997\)](#), so the interested readers are referred to this book.

3. Theory and methodology.

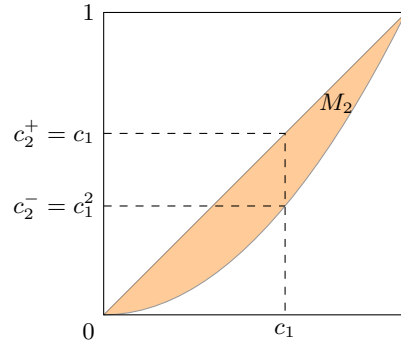


Fig 2: The moment set M_2 and definition of c_2^+ and c_2^- for $(a, b) = (0, 1)$.

3.1. *Canonical moments on an interval.* We first define the extreme values,

$$\begin{aligned} c_{n+1}^+ &= \max \{c \in \mathbb{R} : (c_1, \dots, c_n, c) \in M_{n+1}\} , \\ c_{n+1}^- &= \min \{c \in \mathbb{R} : (c_1, \dots, c_n, c) \in M_{n+1}\} , \end{aligned}$$

which represent the maximum and minimum values of the $(n+1)$ th moment that a measure can have, when its moments up to order n equal to \mathbf{c}_n . The n th canonical moment is then defined recursively as

$$(5) \quad p_n = p_n(\mathbf{c}) = \frac{c_n - c_n^-}{c_n^+ - c_n^-} .$$

Note that the canonical moments are defined up to the degree $N = N(\mathbf{c}) = \min \{n \in \mathbb{N} \mid \mathbf{c}_n \in \partial M_n\}$, and p_N is either 0 or 1. Indeed, we know from (Dette and Studden, 1997, Theorem 1.2.5) that $\mathbf{c}_n \in \partial M_n$ implies that the underlying μ is uniquely determined, so that, $c_n^+ = c_n^-$. We also introduce the quantity $\zeta_n = (1 - p_{n-1})p_n$ that will be of some importance in the following. The very nice properties of canonical moments is that they belong to $[0, 1]$ and are invariant by any affine transformation of the support of the underlying measures. Hence, we may restrict ourselves to the case $a = 0$, $b = 1$.

3.2. *Stieltjes Transform and Canonical Moments.* We introduce the Stieltjes Transform, which connects canonical moments to the support of a discrete measure. Then Stieltjes transform of μ is definides as

$$S(z) = S(z, \mu) = \int_a^b \frac{d\mu(x)}{z - x} , \quad (z \in \mathbb{C} \setminus \{\text{supp}(\mu)\}) .$$

The transform $S(z, \mu)$ is an analytic function of z in $\mathbb{C} \setminus \text{supp}(\mu)$. If μ has a finite support then

$$S(z) = \int_a^b \frac{d\mu(x)}{z-x} = \sum_{i=1}^n \frac{\omega_i}{z-x_i},$$

where the support points of the measure μ are distinct and denoted by x_1, \dots, x_n , with corresponding weights $\omega_1, \dots, \omega_n$. Alternatively, the weights are given by $\omega_i = \lim_{z \rightarrow x_i} (z - x_i)S(z)$. We can rewrite the transform as a ratio of two polynomials with no common zeros. The zeros of the denominator determine the support of μ .

$$(6) \quad S(z) = \frac{Q_{n-1}(z)}{P_n^*(z)},$$

where $P_n^*(z) = \prod_{i=1}^n (z - x_i)$ and

$$\omega_i = \frac{Q_{n-1}(x_i)}{\frac{d}{dx} P_n^*(x)|_{x=x_i}}.$$

First, we introduce some basic property of continued fractions

LEMMA 3.1. *A finite continued fraction is an expression of the form*

$$b_0 + \frac{a_1}{b_1 + \frac{a_2}{b_2 + \dots}} = b_0 + \left| \frac{a_1}{b_1} \right| + \left| \frac{a_2}{b_2} \right| + \dots + \left| \frac{a_n}{b_n} \right| = \frac{A_n}{B_n}.$$

The quantities A_n and B_n are called the n th partial numerator and denominator. There are basic recursive relations for the quantities A_n and B_n given by

$$\begin{aligned} A_n &= b_n A_{n-1} + a_n A_{n-2}, \\ B_n &= b_n B_{n-1} + a_n B_{n-2}, \end{aligned}$$

for $n \geq 1$ with initial conditions

$$\begin{aligned} A_{-1} &= 1 & , & & A_0 &= b_0, \\ B_{-1} &= 0 & , & & B_0 &= 1. \end{aligned}$$

The case where the canonical moments are given is important, indeed we have the following result

THEOREM 3.2 (Dette and Studden (1997, Theorem 3.3.1)). *Let μ be a probability measure on the interval $[a, b]$ and $z \in \mathbb{C} \setminus [a, b]$, then the Stieltjes transform of μ has the continued fraction expansion*

$$\begin{aligned} S(z) &= \cfrac{1}{z-a} - \cfrac{\zeta_1(b-a)}{1} - \cfrac{\zeta_2(b-a)}{z-a} - \dots \\ &= \cfrac{1}{z-a-\zeta_1(b-a)} - \cfrac{\zeta_1\zeta_2(b-a)^2}{z-a-(\zeta_2+\zeta_3)(b-a)} \\ &\quad - \cfrac{\zeta_3\zeta_4(b-a)^2}{z-a-(\zeta_4+\zeta_5)(b-a)} - \dots \end{aligned}$$

Where we recall that $\zeta_n := p_{n-1}(1-p_n)$.

Theorem 3.2 states that the Stieltjes transform can be computed when one knows the canonical moments. It follows from Equation (6) and Lemma 3.1 that we have the following recursive formula for P_n^*

$$(7) \quad P_{k+1}^*(x) = (x-a-(b-a)(\zeta_{2k}+\zeta_{2k+1}))P_k^*(x) - (b-a)^2\zeta_{2k-1}\zeta_{2k}P_{k-1}^*,$$

where $P_{-1}^* = 0$, $P_0^* = 1$. The support of μ is thus the roots of P_n^* . This obviously leads to the following theorem.

THEOREM 3.3 (Dette and Studden (1997, Theorem 3.6.1)). *Let μ denote a measure on the interval $[a, b]$ supported on n points with canonical moments p_1, p_2, \dots . Then, the support of μ is the set of $\{x : P_n^*(x) = 0\}$*

In the following we consider a fixed sequence of moments $\mathbf{c}_n = (c_1, \dots, c_n) \in M_n$, let μ be a measure supported on at most $n+1$ points, such that its moments up to order n coincide with \mathbf{c}_n . \mathbf{c}_n is uniquely related to $\mathbf{p}_n = (p_1, \dots, p_n)$ the corresponding sequence of canonical moments, so that it is equivalent to constraint classical moments or canonical moments. Corollary 3.4 is the moment version of Theorem 3.3. The only difficulty compared to Theorem 3.3 is that one try to generate admissible measures supported on at most $n+1$ Dirac masses. Given a measure supported on less than $n+1$ points, the question is therefore to know whether it makes sense to evaluate the $n+1$ roots of P_{n+1}^* . A limit argument is used for the proof.

COROLLARY 3.4. *Consider a sequence of moment $\mathbf{c}_n = (c_1, \dots, c_n) \in M_n$, and the set of measure*

$$\mathcal{A}_\Delta = \left\{ \mu = \sum_{i=1}^{n+1} \omega_i \delta_{x_i} \in \mathcal{M}_1([a, b]) \mid \mathbb{E}_\mu(x^j) = c_j, j = 1, \dots, n \right\}.$$

We define

$$\Gamma = \{(p_{n+1}, \dots, p_{2n+1}) \in [0, 1]^{n+1} \mid p_i \in \{0, 1\} \Rightarrow p_k = 0, k > i\} .$$

Then there exists a bijection between \mathcal{A}_Δ and Γ .

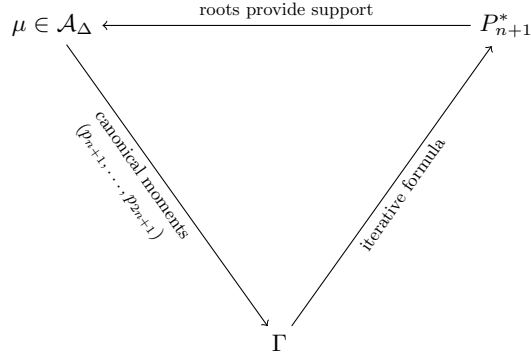


Fig 3: Relation between the set of admissible measures and the canonical moments.

PROOF. Without loss of generality we can always assume $a = 0$ and $b = 1$ as the problem is invariant using affine transformation. We first consider the case where $\text{card}(\text{supp}(\mu))$ is exactly $n+1$. From Theorem 3.3, the polynomial P_{n+1}^* is well defined with $n+1$ distinct roots corresponding to the support of μ . Notices that this implies that (p_1, \dots, p_{2n-1}) belongs to $]0, 1[^{2n-1}$ and that p_{2n}, p_{2n+1} or p_{2n+2} belongs to $\{0, 1\}$.

Now, the functions $g(x, z) = 1/(z-x)$ are equicontinuous for z in any compact region which has a positive distance from $[0, 1]$. The Stieljes transform is a finite sum of equicontinuous functions and therefore also equicontinuous. Thus if a measure μ converges weakly to μ^* , the convergence must be uniform in any compact set with positive distance from $[0, 1]$ (see Royden (1968)). It is then always possible to restrict ourselves to measures of cardinal $m < n+1$, by letting p_k converge to 0 or 1 for $2m-2 \leq k \leq 2m$. Note that by doing so the polynomials P_m^* and P_{n+1}^* will have the same roots. But, P_{n+1}^* and Q_{n-1} will have some others roots of multiplicity strictly equals (see Equation (6) and (7)). The corresponding weights of this roots are vanishing, so that the measures extracted from P_m^* and P_{n+1}^* are the same. \square

REMARK 1. The first n canonical moments (p_1, \dots, p_n) of μ are fixed; the free parameters that allow to explore the whole set \mathcal{A}_Δ are the $n+1$ last canonical moments $(p_{n+1}, \dots, p_{2n+1})$.

REMARK 2. From a computational point of view, as the proof relies on a limit argument, we can always generate $p_k \in]0, 1[$, for $n + 1 \leq k \leq 2n + 1$. This prevents the condition $p_k \in \{0, 1\} \Rightarrow p_j = 0$ for $j > k$.

EXAMPLE. Let $\mu \in \mathcal{P}([0, 1])$ be such that $c_1(\mu) = 0.5$ and $c_2(\mu) = 0.35$. The corresponding canonical moments are $p_1 = 0.5$ and $p_2 = 0.4$. We are looking for a measure supported on at most 3 points. Set arbitrarily, $p_3 = 0.2$, $p_4 = 10^{-5}$ and $p_5 = 0.4$. The quantity p_4 is close to zero, so that, the measure should be theoretically supported on 2 points. The roots of P_2^* are 0.08121 and 0.73878 with weights 0.36312 and 0.63688, while the roots of P_3^* are 0.08121, 0.73878 and 0.4 with corresponding weights 0.36132, 0.63686 and 2×10^{-5} . The last point 0.4 depends on the choice of p_5 but is almost non weighted, the measure converges to the two points distribution as $p_4 \rightarrow 0$.

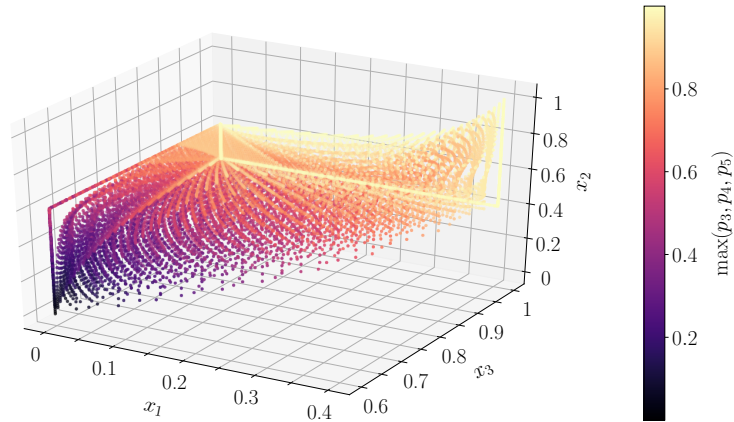


Fig 4: Visualization of the support generated using a canonical parameterization. Each point coordinates correspond to the three support points (the roots of P_3^*) of a measure μ on $[0, 1]$, whose two first moments are set to $c_1 = 0.5$ and $c_2 = 0.3$. We generate a regular grid where p_3, p_4 and p_5 goes from 0 to 1.

4. Algorithms.

4.1. *Algorithm for equality constraints.* We now discuss the algorithm used in order to solve the optimization problem (3), related to the optimization space of Equation (2). For every $i = 1, \dots, p$, the support of measure μ_i

is transformed into $[0, 1]$ using the affine transformation $y = l_i + (u_i - l_i)x$. The sequences of moments of the corresponding measures are written $\mathbf{c}'_i = (c'_1{}^{(i)}, \dots, c'_{N_i}{}^{(i)})$ where $c'_j{}^{(i)}$ reads

$$(8) \quad c'_j{}^{(i)} = \frac{1}{(u_i - l_i)^j} \sum_{k=0}^j \binom{j}{k} (-l_i)^{j-k} c_k^{(i)}, \quad \text{for } j = 1, \dots, N_i.$$

Given a sequence of moments, it is then possible to calculate the corresponding sequence of canonical moments $\mathbf{p}_i = (p_1^{(i)}, \dots, p_{N_i}^{(i)})$. Dette and Studden (1997, p. 29) propose a recursive algorithm named *Q-D algorithm* that allows this computation. It drastically fastens the computational time compared to the raw formula that consists of computing Hankel determinants (Dette and Studden, 1997, p. 32). Generally, the OUQ framework involves low order of moments, typically order 2. In this case we dispose of the simple analytical formulas

$$p_1 = c_1 \quad , \quad p_2 = \frac{c_2 - c_1^2}{c_1(1 - c_1)}.$$

As every measure μ_i is enforced with N_i constraints we are looking for discrete measures written as convex combination of at most $N_i + 1$ Dirac masses. Using Theorem 3.4, the supports of the measures are the roots of $P_{N_i+1}^{*(i)}$ which depends on the $N_i + 1$ free parameters $(p_{N_i+1}^{(i)}, \dots, p_{2N_i+1}^{(i)})$. Those correspond to the parameters of the solver. The corresponding weights are then obtain solving equation (4). Finally, we evaluate the probability of failure (P.O.F)

$$P_\mu(G(X) \leq h) = \sum_{i_1=1}^{N_1+1} \cdots \sum_{i_p=1}^{N_p+1} \omega_{i_1}^{(1)} \cdots \omega_{i_p}^{(p)} \mathbb{1}_{\{G(x_{i_1}^{(1)}, \dots, x_{i_p}^{(p)}) \leq h\}}.$$

The pseudo code presented in algorithm 1 summarizes this procedure.

Notice that the function P.O.F takes $\sum_{i=1}^p (N_i + 1)$ arguments. This parameterization presents two main advantages. The first one is that the parameterization is very easy as every input belongs to $]0, 1[$. The other one is that every discrete measure satisfies the constraints and is therefore admissible. The only drawback can be the computational complexity to obtain the roots of high degree polynomial. However, this is neglectible compared to the costly part of the algorithm, that is the large number of evaluation of the underlying code G , run $\prod_{i=1}^p (N_i + 1)$ times.

The P.O.F function can be easily optimized using any global optimization solvers, such as Differential Evolution (Price, Storn and Lampinen, 2005) or Simulated Annealing algorithm (Metropolis et al., 1953), (Kirkpatrick, Gelatt and Vecchi, 1983).

Algorithm 1 Calculation of the P.O.F**Inputs:**

- lower bounds, $\mathbf{l} = (l_1, \dots, l_p)$
- upper bounds, $\mathbf{u} = (u_1, \dots, u_p)$
- constraints sequences of moments, $\mathbf{c}_i = (c_1^{(i)}, \dots, c_{N_i}^{(i)})$ and its corresponding sequences of canonical moments, $\mathbf{p}_i = (p_1^{(i)}, \dots, p_{N_i}^{(i)})$ for $1 \leq i \leq p$.

Ensure: $p_j^{(i)} \in]0, 1[$ for $1 \leq j \leq N_i$ and $1 \leq i \leq p$

```

1: function P.O.F( $p_{N_1+1}^{(1)}, \dots, p_{2N_1+1}^{(1)}, \dots, p_{N_p+1}^{(p)}, \dots, p_{2N_p+1}^{(p)}$ )
2:   for  $i = 1, \dots, p$  do
3:     for  $k = 1, \dots, N_i$  do
4:        $P_{k+1}^{*(i)} = (X - l_i - (u_i - l_i)(\zeta_{2k}^{(i)} + \zeta_{2k+1}^{(i)}))P_k^{*(i)} - (u_i - l_i)^2 \zeta_{2k-1}^{(i)} \zeta_{2k}^{(i)} P_{k-1}^{*(i)}$ 
5:     end for
6:      $x_1^{(i)}, \dots, x_{N_i+1}^{(i)} = \text{roots}(P_{N_i+1}^{*(i)})$ 
7:      $\omega_1^{(i)}, \dots, \omega_{N_i+1}^{(i)} = \text{weight}(x_1^{(i)}, \dots, x_{N_i+1}^{(i)}, \mathbf{c}_i)$ 
8:   end for
9:   return  $\sum_{i_1=1}^{N_1+1} \dots \sum_{i_p=1}^{N_p+1} \omega_{i_1}^{(1)} \dots \omega_{i_p}^{(p)} \mathbb{1}_{\{G(x_{i_1}^{(1)}, \dots, x_{i_p}^{(p)}) \leq h\}}$ 
10: end function

```

4.2. *Modified algorithm for inequality constraints.* In the following, we consider inequality constraints for the moments. The optimization set reads

$$\mathcal{A} = \left\{ \mu = \otimes_{i=1}^p \mu_i \in \bigotimes_{i=1}^p \mathcal{M}_i([l_i, u_i]) \mid \alpha_j^{(i)} \leq \mathbb{E}_{\mu_i}[x^j] \leq \beta_j^{(i)}, 1 \leq j \leq N_i \right\}.$$

One can notice that $\alpha_j^{(i)} \leq \mathbb{E}_{\mu_i}[x^j] \leq \beta_j^{(i)}$ is equivalent to enforcing two constraints, thus drastically increasing the dimension of the problem. However, it is possible to restrict ourselves to one constraint. Consider the convex function $\varphi_j^{(i)} : x \mapsto (x^j - \alpha_j^{(i)})(x^j - \beta_j^{(i)})$, Jensen's inequality states that $\varphi_j^{(i)}(\mathbb{E}_{\mu_i}(x)) \leq \mathbb{E}_{\mu_i}(\varphi_j^{(i)}(x))$. Therefore, the sole constraint $\mathbb{E}(\varphi_j^{(i)}(x)) \leq 0$ ensures $\alpha_j^{(i)} \leq \mathbb{E}_{\mu_i}[x^j] \leq \beta_j^{(i)}$. Without loss of generality we still consider measures μ_i that are convex combination of $N_i + 1$ Dirac masses, for $i = 1, \dots, p$.

We now propose a modified version of algorithm 1 to solve the problem with inequality constraints. For $i = 1, \dots, p$, we denote the moments lower bounds $\boldsymbol{\alpha}_i = (\alpha_1^{(i)}, \dots, \alpha_{N_i}^{(i)})$ and the moments upper bounds $\boldsymbol{\beta}_i = (\beta_1^{(i)}, \dots, \beta_{N_i}^{(i)})$. We use Equation (8) to calculate the corresponding moment sequence $\boldsymbol{\alpha}'_i$ and $\boldsymbol{\beta}'_i$ after affine transformation to $[0, 1]$.

The P.O.F of algorithm 2 has $p + 2 \times \sum_{i=1}^p N_i$ arguments. The new parameters are actually the first $(N_i)_{i=1, \dots, p}$ th moments of the inputs that were previously fixed. A new step in the algorithm is needed to calculate the

Algorithm 2 Calculation of the P.O.F with inequality constraints

Inputs:

- lower bounds, $\mathbf{l} = (l_1, \dots, l_p)$
- upper bounds, $\mathbf{u} = (u_1, \dots, u_p)$
- moments lower bounds, $\boldsymbol{\alpha}'_i = (\alpha'_1{}^{(i)}, \dots, \alpha'_{N_i}{}^{(i)})$ for $i = 1, \dots, p$
- moments upper bounds, $\boldsymbol{\beta}'_i = (\beta'_1{}^{(i)}, \dots, \beta'_{N_i}{}^{(i)})$ for $i = 1, \dots, p$

Ensure:

- $p_j^{(i)} \in [0, 1]$ and $c'_j{}^{(i)} \in [\alpha'_j{}^{(i)}, \beta'_j{}^{(i)}]$ for $1 \leq j \leq N_i$ and $1 \leq i \leq p$.

```

1: function P.O.F( $c'_1{}^{(1)}, \dots, c'_{N_1}{}^{(1)}, p_{N_1+1}{}^{(1)}, \dots, p_{2N_1+1}{}^{(1)}, \dots, c'_1{}^{(p)}, \dots, c'_{N_p}{}^{(p)}, p_{N_p+1}{}^{(p)}, \dots, p_{2N_p+1}{}^{(p)}$ )
2:   for  $i = 1, \dots, p$  do
3:     for  $k = 1, \dots, N_i$  do
4:        $p_k^{(i)} = f(c'_1{}^{(i)}, \dots, c'_k{}^{(i)})$       %  $f$  transform moments to canonical moments
5:     end for
6:     for  $k = 1, \dots, N_i$  do
7:        $P_{k+1}^{*(i)} = (X - l_i - (u_i - l_i)(\zeta_{2k}^{(i)} + \zeta_{2k+1}^{(i)}))P_k^{*(i)} - (u_i - l_i)^2 \zeta_{2k-1}^{(i)} \zeta_{2k}^{(i)} P_{k-1}^{*(i)}$ 
8:     end for
9:      $x_1^{(i)}, \dots, x_{N_i+1}^{(i)} = \text{roots}(P_{N_i+1}^{*(i)})$ 
10:     $\omega_1^{(i)}, \dots, \omega_{N_i+1}^{(i)} = \text{weight}(x_1^{(i)}, \dots, x_{N_i+1}^{(i)}, \mathbf{c}'_i)$ 
11:  end for
12:  return  $\sum_{i_1=1}^{N_1+1} \dots \sum_{i_p=1}^{N_p+1} \omega_{i_1}^{(1)} \dots \omega_{i_p}^{(p)} \mathbb{1}_{\{G(x_{i_1}^{(1)}, \dots, x_{i_p}^{(p)}) \leq h\}}$ 
13: end function

```

canonical moments up to degree N_i for $i = 1, \dots, p$. This ensures that the constraints are satisfied while the canonical moments from degree $N_i + 1$ up to degree $2N_i + 1$ can vary between $]0, 1[$ in order to generate all possible measures. The increase of the dimension does not affect the computational times neither the complexity. Indeed, the main cost still arise from to the large number of evaluation of the code G , that remains equal to $\prod_{i=1}^p (N_i + 1)$. Once again this new P.O.F function can be optimized using any global solver.

5. Numerical tests on a toy example.

5.1. *Presentation of the hydraulic model.* In the following, we address a simplified hydraulic model (Keller, Pasanisi and Parent, 2012). This code calculates the water height H of a river subject to a flood event. It takes four inputs whose initial joint distribution is detailed in Table 1. It is possible to calculate the quantile for those particular distributions. The result is given in Figure 5. However, as we desire to evaluate the robust quantile over a class of measures, we present in Table 2 the corresponding moment constraints that the variables must satisfy. The constraints are calculated based on the initial distributions, while the bounds are chosen in order to match the initial

distributions most representative values.

Variable	Distribution
Q : annual maximum flow rate	$Gumbel(mode = 1013, scale = 558)$
K_s : Manning-Strickler coefficient	$\mathcal{N}(\bar{x} = 30, \sigma = 7.5)$
Z_v : Depth measure of the river downstream	$\mathcal{U}(49, 51)$
Z_m : Depth measure of the river upstream	$\mathcal{U}(54, 55)$

TABLE 1
Initial distribution of the 4 inputs of the hydraulic model.

Variable	Bounds	Mean	Second order moment	Third order moment
Q	[160, 3580]	1320.42	2.1632×10^6	4.18×10^9
K_s	[12.55, 47.45]	30	949	31422
Z_v	[49, 51]	50	2500	125050
Z_m	[54, 55]	54.5	2970	161892

TABLE 2
Corresponding moment constraints of the 4 inputs of the hydraulic model.

The height of the river H is calculated through the analytical model

$$(9) \quad H = \left(\frac{Q}{300K_s \sqrt{\frac{Z_m - Z_v}{5000}}} \right)^{3/5}.$$

We are interested in the flood probability $\sup_{\mu \in \mathcal{A}} P(H \geq h)$.

5.2. *Maximum constraints order influence.* We will compare the influence of the constraint order on the optimum. The initial distributions and the constraints enforced are available in Table 2. The value of the constraints correspond to the moments of the initial distributions. Figure 5 shows how the size of the optimization space \mathcal{A} decreases by adding new constraints. A differential evolution solver was used to perform the optimization. The initial CDF was computed with a Monte Carlo algorithm. One can observe that enforcing only one constraint on the mean will give a robust quantile significantly larger than the one of the initial distribution. On the other hand, adding three constraints on every inputs reduces quite drastically the space so that the robust quantiles found are closed to the one of the initial CDF.

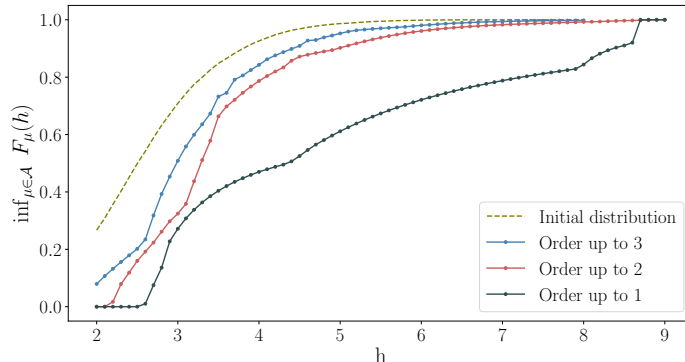


Fig 5: Influence of the number of constraints enforced on the minimal CDF.

5.3. *Comparison with the Mystic framework.* We highlight the interest of the canonical moments parameterization by comparing its performances with the Mystic framework (McKerns et al., 2012). Mystic is a Python toolbox suitable for OUQ. In Figure 6 one can see the comparison between Mystic and our algorithm. Both computation were realized with an identical solver, and computational times were similar (≈ 30 min). We enforced one constraint on the mean of each input (see Table 2). The performance of the Mystic framework is outperformed by our algorithm. Indeed, the generation of the weights and support points of the input distributions is not optimized in the Mystic framework. Hence, an intermediary transformation of the measure is needed in order to respect the constraints. During this transformation, the support points can be send out of bounds so that the measure is no more admissible. Many population vectors are rejected, which reduces the overall performance of the algorithm. Meanwhile, our algorithm warrants the exploration of the whole admissible set of measure without any vector rejection.

6. Real case study. The CATHARE code simulates the pressure and temperature inside a simplified reactor during a cold leg Intermediate Break Loss Of Coolant Accident (IBLOCA) (Iooss and Marrel, 2018). An output of the code CATHARE is time dependent and is depicted in Figure 7. In this work, the variable of interest is only the maximal temperature inside the reactor. Ultimately we wish to obtain a robust quantile of high order (around 0.95-0.99) of this quantity. Two test cases have been realized on a water pressured reactor built at smaller scale (1:1 in height and 1:48 in volume, Figure 8). The core of the replica is heated with an electric heater, while the breach happens to be on the cold leg section. The first breach size was 17% of the section, and the second 13%.

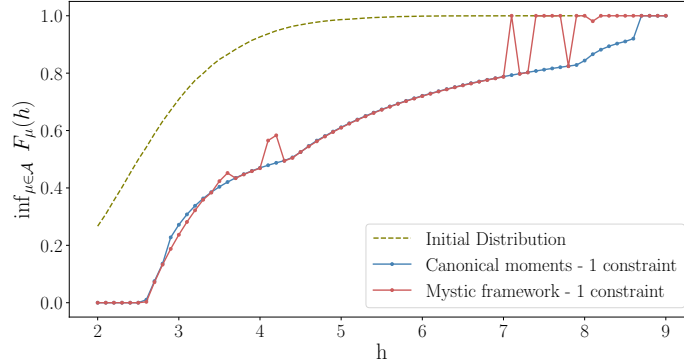


Fig 6: Comparison of the performance of the Mystic framework and our algorithm on the hydraulic code.

The CATHARE code takes 27 inputs in its simplified version, all representing physical parameters and assumed mutually independent. One run of the code takes approximately 20 minutes which makes it very costly for our purpose. Because we use the code as black-box, the use of a surrogate model is mandatory.

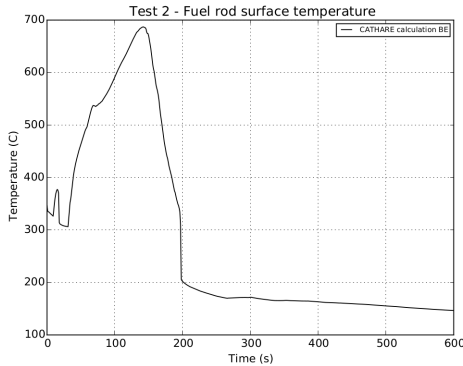


Fig 7: CATHARE temperature output for nominal parameters, the maximal temperature value is 687°C after 140 secondes.

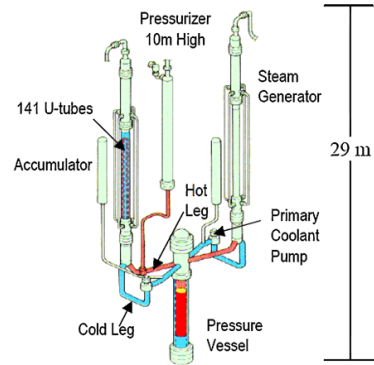


Fig 8: The replica of a water pressurized reactor, with the hot and cold leg.

Gaussian process regression, also known as Kriging (Rasmussen and Williams, 2005), makes the assumption that the response of the complex code is a realization of a Gaussian process, conditioned by some code observations. This approach provides the basis for statistical inference. We used the Openturns

software (Baudin et al., 2017) to compute the surrogate model. The covariance kernel of our Gaussian process was an anisotropic Matérn 5/2 one. We used an available Monte Carlo sample of 1000 code evaluations to condition our metamodel. The analytic predictivity coefficient (Gratiet, Marelli and Sudret, 2017) is equal to $Q^2 = 0.92$.

Variable	Bounds	Initial distribution (truncated)	Mean	Second order moment
$n^\circ 10$	[0.1, 10]	<i>LogNormal</i> (0, 0.76)	1.33	3.02
$n^\circ 22$	[0, 12.8]	<i>Normal</i> (6.4, 4.27)	6.4	45.39
$n^\circ 25$	[11.1, 16.57]	<i>Normal</i> (13.79)	13.83	192.22
$n^\circ 2$	[-44.9, 63.5]	<i>Uniform</i> (-44.9, 63.5)	9.3	1065
$n^\circ 12$	[0.1, 10]	<i>LogNormal</i> (0, 0.76)	1.33	3.02
$n^\circ 9$	[0.1, 10]	<i>LogNormal</i> (0, 0.76)	1.33	3.02
$n^\circ 14$	[0.235, 3.45]	<i>LogNormal</i> (-0.1, 0.45)	0.99	1.19
$n^\circ 15$	[0.1, 3]	<i>LogNormal</i> (-0.6, 0.57)	0.64	0.55
$n^\circ 13$	[0.1, 10]	<i>LogNormal</i> (0, 0.76)	1.33	3.02

TABLE 3

Corresponding moment constraints of the 9 most influential inputs of the CATHARE model.

We already mention the fact that the main cost of the computation is due to the high number of code calls. The code needs to be evaluated on every point of the p -dimensional grid (see Equation (3)). The growth of the grid is exponential with the dimension. When N_i constraint are enforced on every input μ_i for $1 \leq i \leq p$, the size of the grid is exactly $\prod_{i=1}^p (N_i + 1)$. So that one estimation of the P.O.F can already be time consuming. It is realistic to say that the overall methodology must be limited to dimensions lower than 10. Because the CATHARE code takes 27 parameters, we therefore applied a screening strategy (reproduce in Iooss and Marrel (2018)) and highlighted 9 of the most influential parameters.

Two constraints were enforced on their first two moments as displayed in Table 3. We successfully applied the methodology on the 9 dimensional restricted code. However, the computation was one day long for each threshold. We restricted the computation of the CDF to a small specific area of interest (high quantile 0.5-0.99) and we parallelized the task so that the computation did not exceed one week. One can compare, in Figure 9, the results of the computation realized with the Mystic framework and our algorithm. It confirms the difficulty for the Mystic framework to explore the whole space of admissible measures. On the other hand, this proves the efficiency of canonical moments to solve this optimization problem.

7. Conclusion. We successfully adapted the theory of canonical moment into an improved methodology for solving OUQ problems. The re-

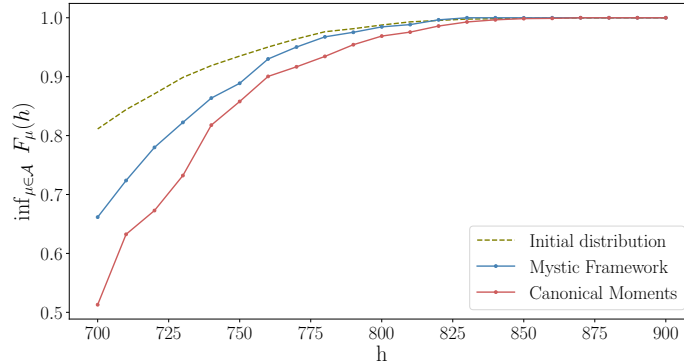


Fig 9: Comparison of the performance and our algorithm on the 9 dimensional restricted CATHARE code.

restriction to moment constraints suits most of the practical engineering cases. Our algorithm shows very good performances and great adaptability to any constraints order. The optimization is subject to the curse of dimension and should be kept under 10 parameters, else dimension reduction strategies should be considered. The use of a metamodel in our real case study introduces a new source of uncertainty. In further work we will study how to take it into account and quantify its impact on the quantile estimation (see for instance [Bect et al. \(2012\)](#)). In practical engineering cases, the inputs correspond to physical parameters, however, the joint distribution of the optimum is a discrete measure. One can criticize that it hardly corresponds to a real word situation. In order to address this issue, we will search for new optimization sets whose extreme points are not discrete measure. One can find in the literature of robust bayesian analysis the ε -contamination class or the unimodal class, that might be of some interest in this situation. New measures of risk will also be explored, such as superquantile ([Rockafellar and Royset, 2014](#)).

APPENDIX

A.1. Proof of duality proposition 2.1.

PROOF. we denote by $a = \sup_{\mu \in \mathcal{A}} \left[\inf \{h \in \mathbb{R} ; F_{\mu}(h) \geq p\} \right]$ and $b = \inf \left\{ h \in \mathbb{R} \mid \inf_{\mu \in \mathcal{A}} F_{\mu}(h) \geq p \right\}$. In order to prove $a = b$, we proceed in two

step. First step, we have

$$\begin{aligned}
 & \text{for all } h \geq b ; \inf_{\mu \in \mathcal{A}} F(\mu; h) \geq p , \\
 \Leftrightarrow & \text{for all } h \geq b \text{ and for all } \mu \in \mathcal{A} ; F(\mu; h) \geq p , \\
 \Leftrightarrow & \text{for all } \mu \in \mathcal{A} \text{ and for all } h \geq b ; F(\mu; h) \geq p , \\
 \Rightarrow & \text{for all } \mu \in \mathcal{A} ; \inf\{h \in \mathbb{R} \mid F(\mu; h) \geq p\} \leq b ,
 \end{aligned}$$

so that $b \geq a$. Second step, because a is the sup of the quantile,

$$\begin{aligned}
 & \text{for all } h \geq a ; \text{ for all } \mu \in \mathcal{A} ; F(\mu; h) \geq p , \\
 \Rightarrow & \text{for all } h \geq a ; \inf_{\mu \in \mathcal{A}} F(\mu; h) \geq p ,
 \end{aligned}$$

so that

$$\inf \left[h \in \mathbb{R} \mid \inf_{\mu \in \mathcal{A}} F_{\mu}(h) \geq p \right] \leq a ,$$

and $b \leq a$. □

REFERENCES

- BAUDIN, M., DUTFOY, A., IOOSS, B. and POPELIN, A.-L. (2017). Open TURNS: An industrial software for uncertainty quantification in simulation. In *Handbook of uncertainty quantification* (D. H. R. Ghanem and H. Owhadi, eds.) Springer.
- BECT, J., GINSBOURGER, D., LI, L., PICHENY, V. and VAZQUEZ, E. (2012). Sequential design of computer experiments for the estimation of a probability of failure. *Statistics and Computing* **22**.
- BETRÒ, B. (2000). *Robust Bayesian Analysis. Lecture Notes in Statistics* 15, Methods for Global Prior Robustness under Generalized Moment Conditions. Springer-Verlag, New York.
- CHOQUET, G., MARSDEN, J. and GELBART, S. (2018). Lectures on analysis / Gustave Choquet. *SERBIULA (sistema Librum 2.0)*.
- DE ROCQUIGNY, E. (2012). *Modelling Under Risk and Uncertainty: An Introduction to Statistical, Phenomenological and Computational Methods*. Wiley.
- DEROBERTS, L. and HARTIGAN, J. A. (1981). Bayesian Inference Using Intervals of Measures. *The Annals of Statistics* **9** 235–244. [MR606609](#)
- DETTE, H. and STUDDEN, W. J. (1997). *The Theory of Canonical Moments with Applications in Statistics, Probability, and Analysis*. Wiley-Blackwell, New York.
- GRATIET, L. L., MARELLI, S. and SUDRET, B. (2017). Metamodel-Based Sensitivity Analysis: Polynomial Chaos Expansions and Gaussian Processes. *Handbook of Uncertainty Quantification* 1289–1325.
- HAUSDORFF, F. (1923). Momentprobleme für ein endliches Intervall. *Mathematische Zeitschrift* **16** 220–248.
- HENRION, D., LASSERRE, J.-B. and LFBERG, J. (2009). GloptiPoly 3: moments, optimization and semidefinite programming. *Optimization Methods and Software* **24** 761–779.
- IOOSS, B. and MARREL, A. (2018). Advanced methodology for uncertainty propagation in computer experiments with large number of inputs. *hal: 01907198*.

- KELLER, M., PASANISI, A. and PARENT, E. (2012). Estimation of a quantity of interest in uncertainty analysis: Some help from Bayesian decision theory. *Reliability Engineering & System Safety* **100** 93–101.
- KIRKPATRICK, S., GELATT, C. D. and VECCHI, M. P. (1983). Optimization by simulated annealing. *Science (New York, N.Y.)* **220** 671–680.
- LASSERRE, J.-B. (2010). *Moments, positive polynomials and their applications. Imperial College Press optimization series v. 1*. Imperial College Press ; Distributed by World Scientific Publishing Co, London : Signapore ; Hackensack, NJ. OCLC: ocn503631126.
- McKERNES, M., OWHADI, H., SCOVEL, C., SULLIVAN, T. J. and ORTIZ, M. (2012). The Optimal Uncertainty Algorithm in the Mystic Framework. *CoRR* **abs/1202.1055**.
- METROPOLIS, N., ROSENBLUTH, A. W., ROSENBLUTH, M. N., TELLER, A. H. and TELLER, E. (1953). Equation of State Calculations by Fast Computing Machines. *The Journal of Chemical Physics* **21** 1087–1092.
- OWHADI, H., SCOVEL, C., SULLIVAN, T. J., McKERNES, M. and ORTIZ, M. (2013). Optimal Uncertainty Quantification. *SIAM Review* **55** 271–345. arXiv: 1009.0679.
- PRICE, K., STORN, R. M. and LAMPINEN, J. A. (2005). *Differential Evolution: A Practical Approach to Global Optimization. Natural Computing Series*. Springer-Verlag, Berlin Heidelberg.
- PROSEK, A. and MAVKO, B. (2007). The state-of-the-art theory and applications of best-estimate plus uncertainty methods. *Nuclear Technology* **158** 69–79.
- RASMUSSEN, C. E. and WILLIAMS, C. K. I. (2005). *Gaussian Processes for Machine Learning (Adaptive Computation and Machine Learning)*. The MIT Press.
- ROCKAFELLAR, R. T. and ROYSET, J. O. (2014). Random Variables, Monotone Relations, and Convex Analysis. *Math. Program.* **148** 297–331.
- ROYDEN, H. L. (1968). *Real analysis*. Macmillan.
- RUZZIGI, F., RIOS INSUA, D. and MARTIN, J. (2005). Robust Bayesian Analysis. In *Handbook of Statistics*, (D. K. Dey and C. R. Rao, eds.). *Bayesian Thinking* **25** 623–667. Elsevier.
- SIVAGANESAN, S. and BERGER, J. O. (1989). Ranges of Posterior Measures for Priors with Unimodal Contaminations. *The Annals of Statistics* **17** 868–889. [MR994273](#)
- SKIBINSKY, M. (1967). The range of the $(n+1)$ th moment for distributions on $[0,1]$. *Journal of Applied Probability* **4** 543–552.
- SKIBINSKY, M. (1977). The Maximum Probability on an Interval When the Mean and Variance Are Known. *Sankhy: The Indian Journal of Statistics, Series A (1961-2002)* **39** 144–159.
- SKIBINSKY, M. (1986). Principal representations and canonical moment sequences for distributions on an interval. *Journal of Mathematical Analysis and Applications* **120** 95–118.
- SMITH, R. C. (2014). *Uncertainty quantification*. SIAM.
- WALLIS, G. B. (2004). Uncertainties and probabilities in nuclear reactor regulation. *Nuclear Engineering and Design* **237** 1586–1592.
- WINKLER, G. (1988). Extreme Points of Moment Sets. *Math. Oper. Res.* **13** 581–587.

EDF R&D
 6 QUAI WATIER
 78401 CHATOU
 E-MAIL: jerome.stenger@edf.fr
 E-MAIL: merlin.keller@edf.fr; bertrand.iooss@edf.fr

UNIVERSITÉ PAUL SABATIER
 118 ROUTE DE NARBONNE
 31400 TOULOUSE
 E-MAIL: fabrice.gamboa@math.univ-toulouse.fr