

Manifold Coordinates with Physical Meaning

Samson J. Koelle¹

Hanyu Zhang¹

Marina Meilă^{1,2}

Yu-Chia Chen²

¹*Department of Statistics*

University of Washington

Seattle, WA 98195-4322, USA

²*Department of Electrical and Computer Engineering*

University of Washington

Seattle, WA 98195, USA

SJKOELLE@UW.EDU

HANYUZ6@UW.EDU

MMP@STAT.WASHINGTON.EDU

YUHAZ@UW.EDU

Editor: Francis Bach, David Blei, and Bernhard Schölkopf

Abstract

Manifold embedding algorithms map high-dimensional data down to coordinates in a much lower-dimensional space. One of the aims of dimension reduction is to find *intrinsic coordinates* that describe the data manifold. The coordinates returned by the embedding algorithm are abstract, and finding their physical or domain-related meaning is not formalized and often left to domain experts. This paper studies the problem of recovering the meaning of the new low-dimensional representation in an automatic, principled fashion. We propose a method to explain embedding coordinates of a manifold as *non-linear* compositions of functions from a user-defined dictionary. We show that this problem can be set up as a sparse *linear Group Lasso* recovery problem, find sufficient recovery conditions, and demonstrate its effectiveness on data.

Keywords: Dimension reduction, manifold learning, functional regression, gradient, group lasso

Manifold learning (ML) algorithms, also known as embedding or unsupervised learning algorithms, map data from high or infinite-dimensional spaces to coordinates of a much lower-dimensional space. In the sciences, one of the motivating goals of dimension reduction is the discovery of descriptors of the data generating process. Linear dimension reduction algorithms like Principal Component Analysis (PCA) and non-linear algorithms such as Diffusion Maps (Coifman and Lafon, 2006) are used in applications from genomics to astronomy to uncover the variables describing large-scale properties of the interrogated system.

For example, in chemistry, a common problem is to discover so-called *collective coordinates* describing the evolution of molecular configurations at long time scales, which correspond to macroscopically interesting transformations of the molecule, and can explain some of its properties (Clementi et al., 2000; Noé and Clementi, 2017). The molecular configuration is represented by the $3N_a$ vector of spatial locations of the N_a atoms comprising the molecule. A *Molecular Dynamics (MD) simulation* produces a sample of molecular configurations; the distribution of this sample describes the molecule's behavior in the given experimental conditions. It has been shown empirically that manifolds approximate these high-dimensional distributions (Dsilva et al., 2013). Figure 1a shows the toluene molecule, consisting of $N_a = 15$ atoms, and 1d shows the mapping of an MD simulated trajectory into $m = 2$ dimensions (the embedding coordinates) by a manifold learning algorithm. Visual inspection shows that this configuration space is well-approximated by a one-dimensional manifold parametrized by a geometric quantity, the *torsion* g_1 of the methyl bond, which is the angle formed by the planes inscribing the first three and last three atoms of the colored lines joining four atoms in Figure 1d. Thus, g_1 is a collective coordinate which explains the large scale shape of the data manifold by the rotation of the CH_3 methyl group relative to the plane of the other carbon atoms, filtered out from

the faster modes of vibration by the manifold learning algorithm. Similarly, the large scale geometry of the ethanol and malonaldehyde MD data is explained by two rotation angles each.

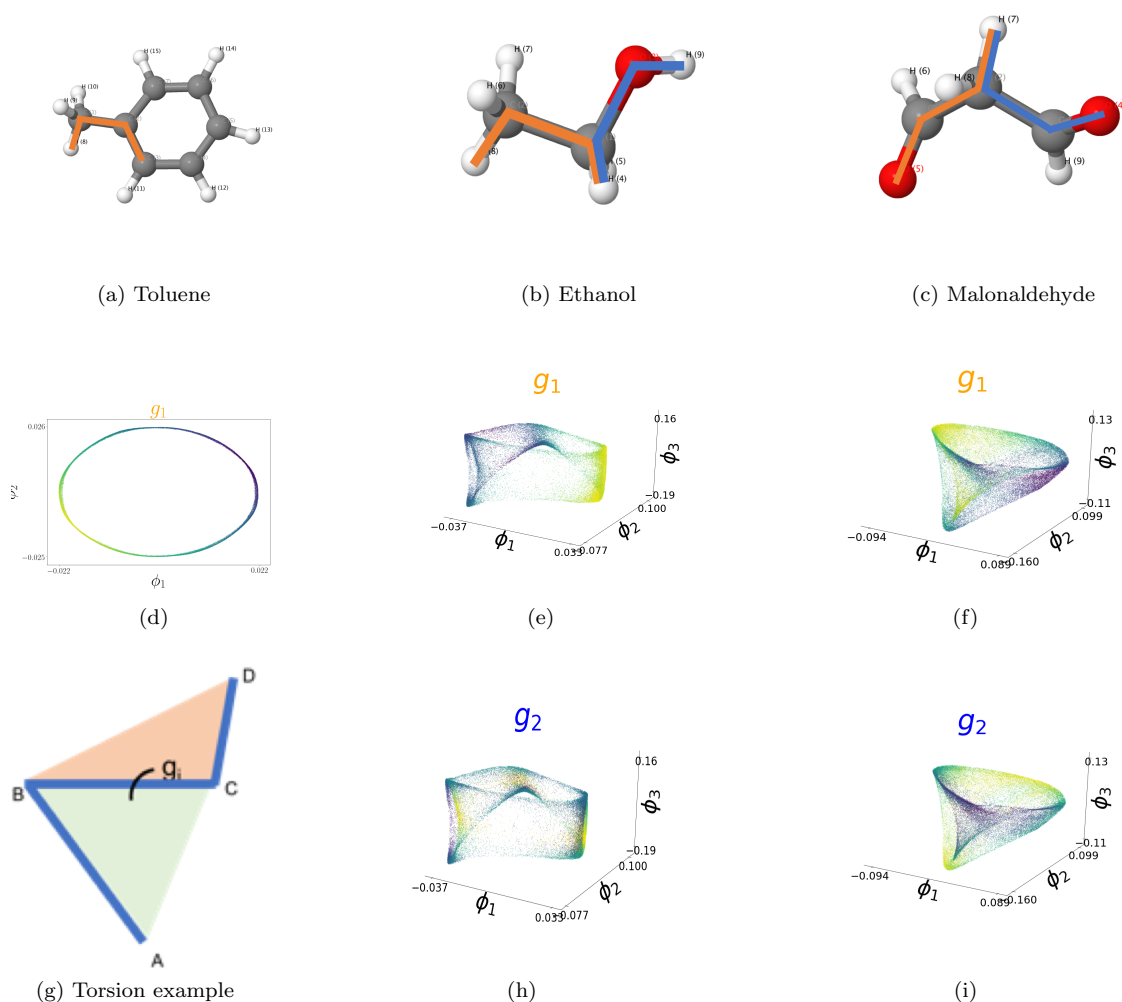


Figure 1: Manifold coordinates with physical meaning in Molecular Dynamics (MD) simulations. 1a-1c Diagrams of the toluene (C_7H_8), ethanol (C_2H_5OH), and malonaldehyde ($C_3H_4O_2$) molecules, with the carbon (C) atoms in grey, the oxygen (O) atoms in red, and the hydrogen (H) atoms in white. Bonds defining important torsions g_j are marked in orange and blue (see Section 6 for more details). The bond torsion is the angle of the planes inscribing the first three and last three atoms on the line (1g). 1d Embedding of the configurations of toluene into $m = 2$ dimensions, showing a manifold of $d = 1$. The color corresponds to the values of the orange torsion g_1 . 1e, 1h Embedding of the configurations of the ethanol in $m = 3$ dimensions, showing a manifold of dimension $d = 2$, respectively colored by the blue and orange torsions in Figure 1b. 1f, 1i. Embedding of the configurations of the malonaldehyde in $m = 3$ dimensions, showing a manifold of dimension $d = 2$, respectively colored by the blue and orange torsions in Figure 1c.

In this example, while the embedding algorithm was able to uncover the manifold structure of the data, finding the physical meaning of the manifold coordinates was done by visual inspection. In general, a scientist scans through many torsions and other functions of the configuration, in order to find ones that can be identified with the abstract coordinates output by a PCA or ML

algorithm. Manual inspection of such denoised coordinates for correspondences with features of interest is pervasive in a variety of scientific fields (Chen et al., 2016; Herring et al., 2018). The goal of this paper is to put this process on a formal basis and to devise a method for automating this identification, thus removing the time consuming visual inspections from the shoulders of the scientist. We introduce a method to automate association of the meaningless abstract coordinates output by an embedding algorithm with functions of the data that are meaningful or interesting in the domain of the problem.

In our paradigm, the scientist has a *dictionary* \mathcal{G} of functions to be considered as possible manifold coordinates. For the examples in Figure 1, \mathcal{G} could be a set of candidate torsions. In other applications like single-cell genomics or astronomy, data are measurements in high-dimensional feature spaces such as gene counts, or spectra of stars and galaxies. The dictionary \mathcal{G} then consists of functions like cell-type specific signatures for the former, or element-specific spectral signatures for the latter (Blanton and Bershadsky; McQueen et al., 2016; Zhang et al., 2020).

In each case, we assume that the data lies on a low dimensional, smooth manifold \mathcal{M} and that some embedding algorithm maps the data to coordinates denoted by ϕ . We propose an algorithm, MANIFOLDLASSO, that replaces the abstract data-driven coordinates ϕ with an “equivalent” set of coordinates consisting of functions g_1, \dots, g_s from \mathcal{G} . Finding this set of new coordinates, which have physical meaning, can be considered as finding an explanation for the manifold structure \mathcal{M} of the data.

To keep the approach as general as possible, we do not rely on a particular embedding algorithm, making only the minimal assumption that it produces a smooth embedding. We also do not assume a parametric relationship between the embedding and the functions in the dictionary \mathcal{G} . We only assume that the mapping between the data manifold and the functions is sufficiently smooth.

The next section defines the problem formally, and Section 2 presents the necessary background in manifold estimation. Section 3 develops our method, MANIFOLDLASSO. The relationship to previous work is discussed in Section 4. Section 5 presents theoretical recovery results, Section 6 presents experiments, and Section 7 concludes the paper. The Appendices present additional information including details about the functional dictionaries used, adaptations necessary to make our method work in the rotation and translation invariant molecular configuration space, and a useful adaptation to our main algorithm for when support recovery conditions are violated.

1. Problem formulation, assumptions and challenges

We make a number of standard manifold learning assumptions. Observed data $\mathcal{D} = \{\xi_i \in \mathbb{R}^D : i \in 1 \dots n\}$ are sampled i.i.d. from a *smooth manifold*¹ \mathcal{M} of intrinsic dimension d embedded in a feature space \mathbb{R}^D by the inclusion map. In this paper, we will call *smooth* any function or manifold of class at least \mathcal{C}^4 . The precise notion of *near* varies with the embedding approach, and is beyond the scope of this paper. We assume that the intrinsic dimension d of \mathcal{M} is known; for example, by having been estimated previously by one method in Kleindessner and von Luxburg (2015). The manifold \mathcal{M} is a *Riemannian manifold* with *Riemannian metric* inherited from the ambient space \mathbb{R}^D . Furthermore, we assume the existence of a smooth *embedding map* $\phi : \mathcal{M} \rightarrow \phi(\mathcal{M}) \subset \mathbb{R}^m$, where typically $m \ll D$. That is, ϕ restricted to \mathcal{M} is a diffeomorphism onto its image, and $\phi(\mathcal{M})$ is a submanifold of \mathbb{R}^m . We call the coordinates $\phi(\xi_i)$ in this m dimensional ambient space the *embedding coordinates* $\phi_{1:m}$. In practice, the mapping of the data \mathcal{D} onto $\phi(\mathcal{D})$ represents the output of an embedding algorithm, and we only have access to \mathcal{M} and ϕ via \mathcal{D} and its image $\phi(\mathcal{D})$.

As mentioned in the previous section, we are given a dictionary of user-defined and domain-related smooth functions $\mathcal{G} = \{g_1, \dots, g_p, \text{ with } g_j : U \subseteq \mathbb{R}^D \rightarrow \mathbb{R}\}$, where U is an open set containing \mathcal{M} . We assume that $\phi(x) = h(g_{j_1}(x), \dots, g_{j_s}(x))$, where $h : O \subseteq \mathbb{R}^s \rightarrow \mathbb{R}^m$ is a smooth function of s variables, defined on an open subset of \mathbb{R}^s containing the ranges of g_{j_1}, \dots, g_{j_s} . Let $S = \{j_1, \dots, j_s\}$,

1. The reader is referred to Lee (2003) for the definitions of the differential geometric terms used in this paper.

and $g_S = [g_{j_1}(x), \dots, g_{j_s}(x)]^T$. We call this set the *functional support* or *explanation*. In differential geometric terms, g_S is strongly related to finding *coordinate systems*, *charts* and *parameterizations* of \mathcal{M} . For example, in the toluene example, the functions in \mathcal{G} are all the torsions in the molecule, $s = 1$, and $g_S = g_1$ is a chart for the 1-dimensional manifold traced by the configurations. Hence, it is natural to associate $s = d$.

Indeterminacies Since the map ϕ given by the embedding algorithm is determined only up to diffeomorphism, the map h cannot be uniquely determined, and it can therefore be overly restrictive to assume a parametric form for h . Hence, this paper aims to find the support set S while circumventing the estimation of h . Indeterminacies w.r.t. the support S itself are also possible. For instance, the support S may not be unique whenever the relationship $g_1 = t(g_2)$, where t is a smooth monotonic function, holds for two functions in \mathcal{G} . In Section 5 we give conditions under which S can be recovered uniquely; intuitively, they consist of functional independencies between the functions in \mathcal{G} . For instance, it is sufficient to assume that the dictionary \mathcal{G} is a *functionally independent* set, i.e. there is no $g \in \mathcal{G}$ that can be obtained as a smooth function of other functions in \mathcal{G} .

2. Manifold learning and intrinsic geometry

Our method relies on statistical estimators of several geometric quantities. One of the most essential is estimation of the embedding map ϕ . In addition to the embedding map itself, we also estimate the tangent spaces of \mathcal{M} and $\phi(\mathcal{M})$. This will allow us to perform support recovery on the differential level. These estimation tasks are accomplished as follows.

The neighborhood graph and kernel matrix The *neighborhood graph* is a data structure that encodes topological information about the dataset. It associates to each data point $\xi_i \in \mathcal{D}$ its set of *neighbors* $\mathcal{N}_i = \{i' \in [n], \text{ with } \|\xi_{i'} - \xi_i\| \leq r_N\}$, where r_N is a *neighborhood radius* parameter. The neighborhood relation is symmetric, and determines an undirected graph with nodes represented by the data points $\xi_{1:n}$. We denote $|\mathcal{N}_i|$ by k_i .

This graph is used in construction of the local position matrices $\Xi_i = [\xi_{i'} : i' \in \mathcal{N}_i] \in \mathbb{R}^{k_i \times D}$, local embedding coordinate matrices $\Phi_i = [\phi(\xi_{i'}) : i' \in \mathcal{N}_i] \in \mathbb{R}^{k_i \times m}$, and the *kernel matrix* $K \in \mathbb{R}^{n \times n}$ whose elements are

$$K_{i,i'} = \begin{cases} \exp\left(-\frac{\|\xi_i - \xi_{i'}\|}{\epsilon_N}\right) & \text{if } i' \in \mathcal{N}_i \\ 0 & \text{otherwise.} \end{cases} \quad (1)$$

These matrices encode geometric information about the dataset, and so are of crucial importance; K is sparse, with sparsity structure induced by the neighborhood graph. Typically, the radius r_N and the *bandwidth* parameter ϵ_N are related by $r_N = c\epsilon_N$ with c a small constant greater than 1. This value ensures that the entries in K that are zeroed out are small. Rows of the kernel matrix K will be denoted K_{i,\mathcal{N}_i} to emphasize that when a particular row is passed to an algorithm, only k_i values need to be passed. Next, we show how the neighborhood graph, local position matrices, and kernel matrix are used in manifold estimation algorithms.

The renormalized graph Laplacian The neighborhood graph and kernel matrix play essential roles in estimation of the *renormalized graph Laplacian*, also known as the *sample Laplacian*, or *Diffusion Maps Laplacian* L . This estimator, constructed by the LAPLACIAN algorithm, converges to the manifold Laplace operator $\Delta_{\mathcal{M}}$; Coifman and Lafon (2006) shows that this estimator is unbiased w.r.t. the sampling density on \mathcal{M} (see also Hein et al. (2005), Hein et al. (2007); Ting et al. (2010)). L is a sparse matrix; its i -th row contains non-zero values only for $i' \in \mathcal{N}_i$. Thus, as for K , elements and rows of this matrix will be denoted by $L_{i,i'}$ and L_{i,\mathcal{N}_i} , respectively, and the sparsity pattern of L is given by the neighborhood graph. Construction of this neighborhood graph is the computationally expensive component of this algorithm.

We use the m principal eigenvectors of L (or alternatively, of the matrix \tilde{L} of Algorithm LAPLACIAN) corresponding to its smallest non-zero eigenvalues as embedding coordinates. This embedding is

known as the *Diffusion Map* (Coifman and Lafon, 2006) or the *Laplacian Eigenmap* (Belkin and Niyogi, 2002) of \mathcal{D} . Although any algorithm which asymptotically generates a smooth embedding is acceptable for our general support recovery method, use of the eigenfunctions of the Laplacian as manifold embedding coordinates has special relevance to quantum systems (Heller, 1983; Zelditch, 2006; Landsman; Sogge, 2014).

LAPLACIAN (neighborhoods $\mathcal{N}_{i,n}$, local data $\bar{\Xi}_{1:n}$, bandwidth ϵ_N)

- 1: Compute kernel matrix K using (1)
 - 2: Compute normalization weights $w_i \leftarrow \sum_{i' \in \mathcal{N}_i} K_{i,i'}$, $i = 1, \dots, n$, $W \leftarrow \text{diag}(w_i \ i = 1 : n)$
 - 3: Normalize $\tilde{L} \leftarrow W^{-1}KW^{-1}$
 - 4: Compute renormalization weights $\tilde{w}_i \leftarrow \sum_{i' \in \mathcal{N}_i} \tilde{L}_{i,i'}$, $i = 1, \dots, n$, $\tilde{W} = \text{diag}(\tilde{w}_i \ i = 1 : n)$
 - 5: Renormalize $L \leftarrow \frac{4}{\epsilon_N^2}(\tilde{W}^{-1}\tilde{L} - I_n)$
 - 6: **Output** Kernel matrix K , Laplacian L , [optionally $\tilde{w}_{1:n}$]
-

Estimating tangent spaces in the ambient space \mathbb{R}^D The differential quantities associated with ϕ and \mathcal{G} that are used in our support estimation approach are computed w.r.t. the tangent bundle of \mathcal{M} . Since \mathcal{M} is a submanifold of \mathbb{R}^D , the tangent space at data point ξ_i , denoted $\mathcal{T}_{\xi_i}\mathcal{M}$ is representable by an orthogonal basis matrix $T_i \in \mathbb{R}^{D \times d}$. The estimation of this matrix by *Weighted Local Principal Component Analysis* (Chen et al., 2013) is described in the LOCALPCA algorithm. For this algorithm and others we define the SVD algorithm $SVD(X, d)$ of a symmetrical matrix X as outputting V, Λ , where Λ and V are the largest d eigenvalues and their eigenvectors, respectively. Denote a column vector of ones of length k by $\mathbf{1}_k$.

LOCALPCA (local data $\bar{\Xi}_i$, kernel row K_{i,\mathcal{N}_i} , intrinsic dimension d)

- 1: Compute normalization weights $w_i \leftarrow \sum_{i' \in \mathcal{N}_i} K_{i,i'}$
 - 2: Compute weighted mean $\bar{\xi}_i \leftarrow \frac{1}{w_i} K_{i,\mathcal{N}_i} \bar{\Xi}_i$
 - 3: Compute weighted local differences
 $Z_i \leftarrow \text{diag}(K_{i,\mathcal{N}_i}^{1/2})(\bar{\Xi}_i - \mathbf{1}_{k_i} \bar{\xi}_i)$
 - 4: Compute $T_i, \Lambda \leftarrow SVD(Z_i^T Z_i, d)$
 - 5: **Output** T_i
-

The pushforward Riemannian metric Geometric quantities such as angles and lengths of vectors in the tangent bundle $\mathcal{T}\mathcal{M}$ and distances along curves in \mathcal{M} are captured by Riemannian geometry. Recall our assumption that $(\mathcal{M}, \mathbf{id})$ is a Riemannian manifold, with the metric \mathbf{id} induced from \mathbb{R}^D . With this we associate to $\phi(\mathcal{M})$ a Riemannian metric \mathbf{g} which preserves the geometry of $(\mathcal{M}, \mathbf{id})$. This metric - the pushforward metric - is defined by

$$\langle u, v \rangle_{\mathbf{g}} = \langle D\phi^{-1}(\xi)u, D\phi^{-1}(\xi)v \rangle \quad \text{for all } u, v \in \mathcal{T}_{\phi(\xi)}\phi(\mathcal{M}). \quad (2)$$

In the above, D denotes the differential operator, $D\phi^{-1}(\xi)$ the *pull-back* operator that maps vectors from $\mathcal{T}_{\phi(\xi)}\phi(\mathcal{M})$ to $\mathcal{T}_{\xi}\mathcal{M}$, and $\langle \cdot, \cdot \rangle$ the Euclidean scalar product.

For each $\phi(\xi_i)$, the pushforward Riemannian metric expressed in the coordinates of \mathbb{R}^m is a symmetric, semi-positive definite $m \times m$ matrix G_i of rank d . The scalar product $\langle u, v \rangle_{\mathbf{g}}$ takes the form $u^T G_i v$. The matrices G_i can be estimated by the algorithm RMETRIC of Perrault-Joncas and Meila (2013). The algorithm uses only local information, and thus can be run efficiently using the Laplacian, the neighborhood graph, and local embedding coordinate matrices. In the next section, we will use the output of this algorithm to estimate the differential $D\phi$.

RMETRIC (Laplacian row L_{i,\mathcal{N}_i} , local embedding coordinates Φ_i , intrinsic dimension d)

1: Compute centered local embedding coordinates

$$\tilde{\Phi}_i = \Phi_i - \mathbf{1}_{k_i} \phi(\xi_i)^T$$

2: Form matrix H_i by

$$H_i \leftarrow [H_{i,k,k'}]_{k,k' \in 1:m} \text{ with } H_{i,k,k'} = \sum_{i' \in \mathcal{N}_i} L_{i,i'} \tilde{\Phi}_{i,i',k} \tilde{\Phi}_{i,i',k'} \text{ for } k, k' = 1 : m.$$

3: Compute $V_i, \Lambda_i \leftarrow \text{SVD}(H_i, d)$

4: $G_i \leftarrow V_i \Lambda_i^{-1} V_i^T$.

5: **Output** G_i , optionally V_i, Λ_i

3. The MANIFOLDLASSO algorithm

The main idea of our approach is to exploit the well-known mathematical fact that, for any differentiable functions f, g, h , when $f = h \circ g$, the differentials Df, Dh, Dg at any point are in the *linear* relationship $Df = DhDg$. Since, given coordinate functions $\phi_{1:m}$ and dictionary functions $g_{1:p}$ on a smooth manifold \mathcal{M} , our goal is to recover a subset g_S of $g_{1:p}$ such that $\phi_{1:m} = h \circ g_S$ without knowing h , we propose to recover the subset g_S by solving a set of dependent linear sparse recovery problems, one for each data point. This linear relationship $D\phi = DhDg_S$ will be written in terms of gradients $\text{grad}_{\mathcal{M}} \phi_{1:m}$ and $\text{grad}_{\mathcal{M}} g_{1:p}$. This section describes how to obtain the relevant gradients and solve the resulting set of *dependent linear sparse recovery* problems.

3.1 Algorithm Overview

The MANIFOLDLASSO algorithm, the main algorithm of this paper, implements this idea. It takes as input data \mathcal{D} sampled from an unknown manifold \mathcal{M} , a dictionary \mathcal{G} of functions defined on \mathcal{M} (or alternatively on an open subset of the ambient space \mathbb{R}^D that contains \mathcal{M}), and an embedding $\phi(\mathcal{D})$ in \mathbb{R}^m . The output of MANIFOLDLASSO is a set S of indices in \mathcal{G} , representing the functions in \mathcal{G} that explain \mathcal{M} .

The first part of the algorithm contains preparatory steps for geometric analysis covered in Section 2. Steps 1 and 2 construct the neighborhood graph and the Laplacian matrix used for manifold learning and tangent space estimation.

The second part of MANIFOLDLASSO calculates the necessary gradients; this comprises Steps 9–11. In Step 9, we estimate orthogonal bases of tangent subspaces by the LOCALPCA algorithm described in Section 2. The gradients of the dictionary w.r.t. the manifold are then obtained as columns of the $d \times p$ matrix X_i in Steps 5, 6, and 10. These operations are described in detail in Section 3.3. In Step 11, the gradients at ξ_i of the coordinates $\phi_{1:m}$, also w.r.t. \mathcal{M} , are calculated as columns of the $d \times m$ matrix Y_i by the PULLBACKDPHI algorithm described in Section 3.4.

In the last part of MANIFOLDLASSO, Step 14 finds the support S by solving the sparse regression. A GROUPLASSO algorithm is called to perform the sparse regression of the manifold coordinates' gradients $Y_{1:n}$ on the gradients of the dictionary functions, represented by $X_{1:n}$. The indices of those dictionary functions whose β coefficients are not identically null represent the support set $\text{supp } \beta$. This is described in Section 3.5. Scaling of functions is addressed through normalization in Steps 6 and 13; this procedure is described in more detail in Section 3.6.

MANIFOLDLASSO (Dataset \mathcal{D} , dictionary \mathcal{G} , embedding coordinates $\phi(\mathcal{D})$, intrinsic dimension d , kernel bandwidth ϵ_N , neighborhood cutoff size r_N , regularization parameter λ)

- 1: Construct \mathcal{N}_i for $i = 1 : n$; $i' \in \mathcal{N}_i$ iff $\|\xi_{i'} - \xi_i\| \leq r_N$, and local data matrices $\Xi_{1:n}$
 - 2: Construct kernel matrix and Laplacian $K, L \leftarrow \text{LAPLACIAN}(\mathcal{N}_{1:n}, \Xi_{1:n}, \epsilon_N)$
 - 3: [Optionally compute embedding: $\phi(\xi_{1:n}) \leftarrow \text{EMBEDDINGALG}(\mathcal{D}, \mathcal{N}_{1:n}, m, \dots)$]
 - 4: **for** $j = 1, 2, \dots, p$ **do**
 - 5: Compute $\nabla_{\xi} g_j(\xi_i)$ for $i = 1, \dots, n$
 - 6: Compute ζ_j^2 by (21) and normalize $\nabla_{\xi} g_j(\xi_i) \leftarrow (1/\zeta_j) \nabla_{\xi} g_j(\xi_i)$ for $i = 1, \dots, n$
 - 7: **end for**
 - 8: **for** $i = 1, 2, \dots, n$ **do**
 - 9: Compute basis $T_i^{\mathcal{M}} \leftarrow \text{LOCALPCA}(\Xi_i, K_{i, \mathcal{N}_i}, d)$
 - 10: Project $X_i \leftarrow (T_i^{\mathcal{M}})^T \nabla_{\xi} g_{1:p}$
 - 11: Compute $Y_i \leftarrow \text{PULLBACKDPHI}(\Xi_i, \Phi_i, T_i^{\mathcal{M}}, L_{i, \mathcal{N}_i}, d)$
 - 12: **end for**
 - 13: Compute $\zeta_k^2 \leftarrow \frac{1}{n} \sum_{i=1}^n \|y_{ik}\|^2$ (i.e. (20)), for $k = 1, \dots, m$ and
normalize $Y_i \leftarrow Y_i \text{diag}\{1/\zeta_{1:m}\}$, for $i = 1, \dots, n$.
 - 14: $\beta \leftarrow \text{GROUPLASSO}(X_{1:n}, Y_{1:n}, \lambda\sqrt{mn})$
 - 15: **Output** $S = \text{supp } \beta$
-

There are several optional steps and substitutions in our algorithm. An embedding can be computed in Step 3, or input separately by the user - we denote this step generically as EMBEDDINGALG. Finally, although we explicitly describe tangent space estimation methods of both $\mathcal{T}_{\xi_i} \mathcal{M}$ and $\mathcal{T}_{\phi(\xi_i)} \phi(\mathcal{M})$ in our algorithms, other approaches to estimate them may be used.

3.2 Gradients and coordinate systems

Our algorithm regresses the gradients of the embedding coordinate functions against the gradients of the dictionary functions. Both sets of gradients are with respect to the manifold \mathcal{M} , and so this requires calculating or estimating various gradients in the same d -dimensional coordinate system. This and the following two sections explain these procedures.

First, note that by assumption we have two Euclidean spaces \mathbb{R}^D and \mathbb{R}^m , in which manifolds \mathcal{M} and $\phi(\mathcal{M})$ of dimension d are embedded. Denote gradients w.r.t. the Euclidean coordinate systems in \mathbb{R}^D and \mathbb{R}^m by ∇_{ξ} and ∇_{ϕ} , respectively. Since our interest is in functions on manifolds, we also define the gradient of a function on a manifold \mathcal{M} . The *gradient* of f at ξ , on a Riemannian manifold $(\mathcal{M}, \mathbf{g})$, denoted $\text{grad}_{\mathcal{M}} f(\xi) \in \mathcal{T}_{\xi} \mathcal{M}$, is defined by the identity

$$\langle \text{grad}_{\mathcal{M}} f(\xi), v \rangle_{\mathbf{g}} = Df(\xi)u \quad \text{for any } u \in \mathcal{T}_{\xi} \mathcal{M}. \quad (3)$$

At each data point ξ_i , we fix bases $T_i^{\mathcal{M}}$ in $\mathcal{T}_{\xi_i} \mathcal{M}$ and T_i^{ϕ} in $\mathcal{T}_{\phi(\xi_i)} \phi(\mathcal{M})$. Gradients expressed in these coordinate systems are denoted by $\text{grad}_{T_i^{\mathcal{M}}, \mathbf{g}}$ and $\text{grad}_{T_i^{\phi}, \mathbf{g}}$ respectively. For a manifold \mathcal{M} which is a submanifold of \mathbb{R}^D , we denote by $\text{grad}_{T_i^{\mathcal{M}}}(\xi)$ the value of $\text{grad}_{T_i^{\mathcal{M}}, \text{id}}(\xi)$ w.r.t. the identity metric id inherited from \mathbb{R}^D , and by $\langle \cdot, \cdot \rangle$ the Euclidean scalar product.

Note that in coordinates, $\text{grad}_{\mathcal{M}} f$ depends on the metric \mathbf{g} , but at the same time, this definition shows that $\text{grad}_{\mathcal{M}} f$ as a linear operator on $\mathcal{T}_{\xi_i} \mathcal{M}$ is invariant to the metric; it is just the first order derivative reflecting how f changes along the manifold. Hence, the left hand side must also be invariant to the metric. It follows that $Df(\xi)u = u^T \text{grad}_{T_i^{\mathcal{M}}}(\xi_i)$ for any $u \in \mathcal{T}_{\xi} \mathcal{M}$, and, furthermore, that $\text{grad}_{T_i^{\mathcal{M}}, \mathbf{g}} = G_i^{-1} \text{grad}_{T_i^{\mathcal{M}}}$ for any other Riemannian metric \mathbf{g} .

3.3 Calculating the gradients of the dictionary functions

Our goal is to obtain X_i , the matrix defined by

$$X_i = [\text{grad}_{T_i^{\mathcal{M}}} g_j(\xi_i)]_{j=1:p} \in \mathbb{R}^{d \times p}. \quad (4)$$

Let g_j be a function in the dictionary \mathcal{G} . By definition, for any basis $T_i^{\mathcal{M}} \in \mathbb{R}^{D \times d}$ of $\mathcal{T}_{\xi_i} \mathcal{M}$,

$$\text{grad}_{T_i^{\mathcal{M}}} g_j(\xi_i) = (T_i^{\mathcal{M}})^T \nabla_{\xi} g_j(\xi_i). \quad (5)$$

In other words, $\text{grad}_{T_i^{\mathcal{M}}} g_j$ is the projection of $\nabla_{\xi} g_j$ on the basis $T_i^{\mathcal{M}}$. These bases of $\mathcal{T}_{\xi_i} \mathcal{M}$, for every i , are estimated by LOCALPCA as described in Section 2. The gradients $\nabla_{\xi} g_j(\xi_i)$ are known analytically, by assumption. We thus construct matrices X_i , for $i = 1, \dots, n$, with p columns representing the gradients of the p dictionary functions as $X_i = (T_i^{\mathcal{M}})^T \nabla_{\xi} g_{1:p}$, as in Step 10 of Algorithm MANIFOLDLASSO. Now we turn to obtaining the manifold gradients of the coordinate functions ϕ_k in the same coordinate system.

3.4 Estimating the coordinate gradients by pull-back

Since ϕ is implicitly determined by a manifold embedding algorithm, the gradients of ϕ_k are often not analytically available, and ϕ_k is known only through its values at the data points. We therefore introduce an estimator of these gradients based on the notion of vector *pull-back* between tangent spaces. Instead of estimating these gradients naively from differences $\phi_k(\xi_i) - \phi_k(\xi_{i'})$ between neighboring points, we first estimate their values in $\mathcal{T}_{\phi(\xi_i)} \phi(\mathcal{M})$, where they have a simple expression, then pull them back in the coordinate system $T_i^{\mathcal{M}}$. This estimation method is novel, and of some independent interest. A schematic of this approach is given in Figure 2.

The PULLBACKDPHI Algorithm takes as inputs the local neighborhoods Ξ_i, Φ_i of point ξ_i in the original and embedding spaces, respectively, the basis $T_i^{\mathcal{M}}$ of $\mathcal{T}_{\xi_i} \mathcal{M}$, and the row of the Laplacian matrix corresponding to i , L_{i, \mathcal{N}_i} . From this local information, the algorithm first computes the tangent space $\mathcal{T}_{\phi(\xi_i)} \phi(\mathcal{M})$, then obtains the gradients of the coordinate functions ϕ in this space by projection, and finally pulls back these gradients in the coordinate system given by $T_i^{\mathcal{M}}$ by solving a least squares regression.

The tangent space $\mathcal{T}_{\phi(\xi_i)} \phi(\mathcal{M})$ When $m = d$, this space is trivially equal to \mathbb{R}^d , so the problem is interesting in the case $m > d$. If the embedding induced by ϕ were an isometry, the estimation of $\mathcal{T}_{\phi(\xi_i)} \phi(\mathcal{M})$ could be performed by LOCALPCA, and the subsequent pull-back could be done as described in Luo et al. (2009). Here we do *not* assume that ϕ is isometric.

The method we introduce uses the push-forward Riemannian metric \mathbf{g} , expressed as G_i in the coordinates ϕ at ξ_i , to estimate the $\mathcal{T}_{\phi(\xi_i)} \phi(\mathcal{M})$. By definition, the theoretical rank of G_i equals d and the d principal eigenvectors of G_i represent an orthonormal basis of $\mathcal{T}_{\phi(\xi_i)} \phi(\mathcal{M})$. G_i and its decomposition are estimated by the RMETRIC algorithm described in Section 2. We denote this basis $T_i^{\phi} \in \mathbb{R}^{m \times d}$.

The gradient $\text{grad}_{\phi(M)} \phi_k$ Trivially, the gradients of $\phi_{1:m}$ in the embedding space \mathbb{R}^m , are equal to the m basis vectors of \mathbb{R}^m , i.e. $\nabla_{\phi} \phi_{1:m} = I_m$. Therefore $\text{grad}_{\phi(M)} \phi_k$, expressed in the basis T_i^{ϕ} , given by the top d the eigenvectors of G_i , is equal to the projection of the corresponding basis vector onto the tangent subspace $\mathcal{T}_{\phi(\xi_i)} \phi(\mathcal{M})$. In matrix form we have

$$[\text{grad}_{T_i^{\phi}} \phi_k(\xi_i)]_{k=1}^m = (T_i^{\phi})^T I_m. \quad (6)$$

Pulling back $\text{grad}_{\phi(M)} \phi$ into $\mathcal{T}_{\xi_i} \mathcal{M}$ In order to bring these gradients into the same coordinate system as our dictionary functions, we define the following matrices, with $\text{Proj}_T v$ denoting the Euclidean projection of vector v onto subspace T .

$$Y_i = [y_{ik}]_{k=1}^m = [\text{grad}_{T_i^{\mathcal{M}}} \phi_k(\xi_i)]_{k=1}^m \in \mathbb{R}^{d \times m}, \quad (7)$$

$$A_i = \left[\text{Proj}_{\mathcal{T}_{\xi_i} \mathcal{M}} (\xi_{i'} - \xi_i) \right]_{i' \in \mathcal{N}_i} \in \mathbb{R}^{d \times k_i}, \quad (8)$$

and

$$B_i = [\phi(\xi_{i'}) - \phi(\xi_i)]_{i' \in \mathcal{N}_i} \in \mathbb{R}^{m \times k_i}, \quad \tilde{B}_i = \left[\text{Proj}_{\mathcal{T}_{\phi(\xi_i)} \phi(\mathcal{M})} [\phi(\xi_{i'}) - \phi(\xi_i)] \right]_{i' \in \mathcal{N}_i} \in \mathbb{R}^{d \times k_i}. \quad (9)$$

The columns of A_i and Y_i are vectors in $\mathcal{T}_{\xi_i} \mathcal{M}$, the columns of B_i are in \mathbb{R}^m and the columns of \tilde{B}_i are in $\mathcal{T}_{\phi(\xi_i)} \phi(\mathcal{M})$. These vectors are shown schematically in Figure 2. Note that when $m = d$, $B_i = \tilde{B}_i$.

The key property that enables our estimator of Y_i is that the columns of A_i and \tilde{B}_i are in correspondence, because they represent (approximately) the same vectors in two different coordinate systems, namely the *logarithmic maps* of point i' in \mathcal{M} and $\phi(\mathcal{M})$ with respect to point i . The accuracy of this approximation is shown in Appendix A. The idea of the algorithm is then to use this correspondence in order to pull back the gradient of the coordinate function ϕ_k into the coordinates $T_i^{\mathcal{M}}$.

Specifically, since $D\phi_k$, the differential of $\phi_k : \mathcal{M} \rightarrow \mathbb{R}$, as a linear functional on the tangent bundle $\mathcal{T}\mathcal{M}$ is invariant to coordinate system, we calculate its value on the columns of \tilde{B}_i in the coordinate system given by ϕ itself, and equate these values with $\text{grad}_{T_i^{\mathcal{M}}} \phi_k$ applied to the columns of A_i , an expression in the coordinates $T_i^{\mathcal{M}}$. By (3) and Appendix A, we have that

$$(\text{grad}_{T_i^{\mathcal{M}}} \phi_k(\xi_i))^T A_i = (\text{grad}_{T_i^{\phi}} \phi_k(\xi_i))^T \tilde{B}_i + o(r_N). \quad (10)$$

In coordinates, $A_i = (T_i^{\mathcal{M}})^T (\Xi_i^T - \xi_i \mathbf{1}_{k_i}^T)$ and $\tilde{B}_i = (T_i^{\phi})^T (\Phi_i^T - \phi(\xi_i) \mathbf{1}_{k_i}^T)$. These matrices are computed by Steps 2 and 3 of Algorithm PULLBACKDPHI, while Y_i contains the gradients we want to estimate. The error term comes from approximating the logarithmic map applied to points $\xi_{i'}$ and $\phi(\xi_{i'})$ for $i' \in \mathcal{N}_i$ with the columns of A_i and \tilde{B}_i . Recalling that $Y_i = [\text{grad}_{T_i^{\mathcal{M}}} \phi_k(\xi_i)]_{k=1:m}$ we obtain

$$Y_i^T A_i = [(T_i^{\phi})^T I_m]^T (T_i^{\phi})^T B_i + o(r_N). \quad (11)$$

We solve this linear system in the least squares sense

$$Y_i = \arg \min_{Y \in \mathbb{R}^{d \times m}} \|A_i^T Y - B_i^T T_i^{\phi} (T_i^{\phi})^T\|^2 \quad (12)$$

to obtain

$$Y_i = A_i^\dagger B_i^T T_i^{\phi} (T_i^{\phi})^T. \quad (13)$$

This solution is effectively the regression of the columns of $B_i T_i^{\phi} (T_i^{\phi})^T$ on the columns of A_i at each data point ξ_i . We call estimator (13) the *pullback gradient estimator* because of its implicit invocation of the notion of vector pullback.

To see this a different way, note that by equation (2), for any function $f : \phi(\mathcal{M}) \rightarrow \mathbb{R}$,

$$\langle D\phi^{-1}u, D\phi^{-1} \text{grad}_{\phi(\mathcal{M})} f \rangle = \langle u, \text{grad}_{\phi(\mathcal{M})} f \rangle_{\mathbf{g}}, \quad \text{for all } u \in \mathcal{T}_{\phi(\xi_i)} \phi(\mathcal{M}) \quad (14)$$

where g is the push-forward metric associated with ϕ . Using this fact, and the invariance of gradient to metric, we have that, for any $w \in \mathcal{T}_{\xi_i} \mathcal{M}$, $D\phi^{-1} \text{grad}_{\phi(\mathcal{M})} f = \text{grad}_{\mathcal{M}}(f \circ \phi)$ for any smooth function $f : \phi(\mathcal{M}) \rightarrow \mathbb{R}$. The above claims give us $\langle D\phi^{-1}u, \text{grad}_{\mathcal{M}}(f \circ \phi) \rangle = \langle u, \text{grad}_{\phi(\mathcal{M})} f \rangle$ where $u \in \mathcal{T}_{\phi(\xi_i)} \phi(\mathcal{M})$ is an arbitrary tangent vector. In coordinates T_i^{ϕ} and $T_i^{\mathcal{M}}$, we can write this equivalence as

$$\langle D\phi^{-1}u, \text{grad}_{T_i^{\mathcal{M}}}(f \circ \phi) \rangle = \langle u, \text{grad}_{T_i^{\phi}} f \rangle. \quad (15)$$

If we then replace values of $(T_i^{\phi})^T e^k$, $(T_i^{\mathcal{M}})^T (\xi_{i'} - \xi_i)$ and $(T_i^{\phi})^T (\phi(\xi_{i'}) - \phi(\xi_i))$ for $\text{grad}_{T_i^{\phi}} \phi_k$, $D\phi^{-1}u$ and Du , respectively, we obtain (11).

PULLBACKDPHI local data Ξ_i , local embedding coordinates Φ_i , basis $T_i^{\mathcal{M}}$ (Optional: T_i^ϕ or Laplacian row L_{i,\mathcal{N}_i} , intrinsic dimension d)

- 1: Compute pushforward metric eigendecomposition $T_i^\phi, G_i \leftarrow \text{RMETRIC}(L_{i,\mathcal{N}_i}, \Phi_i, d)$.
 - 2: Compute $B_i \leftarrow (\Phi_i^T - \phi(\xi_i)\mathbf{1}_{k_i}^T)$
 - 3: Compute $A_i \leftarrow (T_i^{\mathcal{M}})^T(\Xi_i^T - \xi_i\mathbf{1}_{k_i}^T)$
 - 4: Calculate $Y_i \leftarrow A_i^\dagger B_i^T T_i^\phi (T_i^\phi)^T$ by solving linear system (12)
 - 5: **Output** Y_i
-

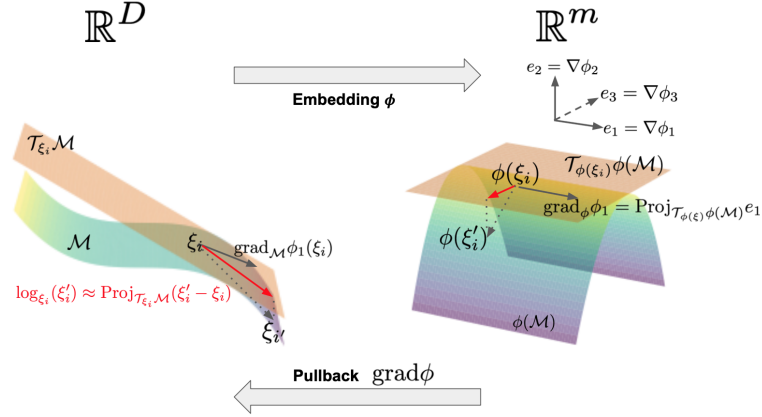


Figure 2: Left: \mathcal{M} with a tangent subspace at ξ_i , $\xi_{i'} - \xi_i$ (in black, dotted), the projection $\text{Proj}_{\mathcal{T}_{\xi_i}\mathcal{M}}(\xi_{i'} - \xi_i)$ (in red), and the manifold gradient $\text{grad}_{\mathcal{M}}\phi_1(\xi_i)$ of the first embedding coordinate ϕ_1 (in black). Right: $\phi(\mathcal{M})$ and tangent subspace at $\phi(\xi_i)$, with $\phi(\xi_{i'}) - \phi(\xi_i)$ (in black, dotted), $\text{Proj}_{\mathcal{T}_{\phi(\xi_i)}\phi(\mathcal{M})}(\phi(\xi_{i'}) - \phi(\xi_i))$ (in red) and the manifold gradient $\text{grad}_{\phi(\mathcal{M})}\phi_1$ (in black). $A_{i,i'}$ is the (approximate) mapping of $B_{i,i'}$ through $D\phi^{-1}(\xi_i)$, as in (2). The gradient $\text{grad}_{\phi(\mathcal{M})}\phi_1$ is the the projection of the first unit vector onto $\mathcal{T}_{\phi(\xi_i)}\phi(\mathcal{M})$.

3.5 The GROUPLASSO formulation

With the estimated gradients, we are now ready to resolve the functional support problem. Recall that X_i defined in (4) contains the gradients of the dictionary functions g_j , and that $y_{ik} \in \mathbb{R}^d$, the k -th column of Y_i , represents the coordinates of $\text{grad}_{\mathcal{M}}\phi_k(\xi_i)$ in the chosen basis of $\mathcal{T}_{\xi_i}\mathcal{M}$. Further, given our assumption that $\phi = h \circ g_S$, let h_k be the k -th component of the vector valued function h , and denote

$$\beta_{ijk} = \frac{\partial h_k}{\partial g_j}(g_j(\xi_i)), \quad \beta = [\beta_{ijk}]_{i,k,j=1}^{n,m,p}, \quad (16)$$

$$\beta_j = \text{vec}(\beta_{ijk}, i = 1 : n, k = 1 : m) \in \mathbb{R}^{mn}, \quad \beta_{ik} = \text{vec}(\beta_{ijk}, j = 1 : p) \in \mathbb{R}^p. \quad (17)$$

Then, from the identity $\text{grad}_{\mathcal{M}}\phi_k = \text{grad}_{\mathcal{M}}(h_k \circ g_S)$ and the chain rule, one obtains the following linear model.

$$y_{ik} = \sum_{j=1}^p \beta_{ijk} x_{ij} + \epsilon_{ik} = X_i \beta_{ik} + \epsilon_{ik} \quad \text{for all } i = 1 : n, \text{ and } k = 1 : m. \quad (18)$$

In the above regression of $Y_{1:n}$ on $X_{1:n}$, β_{ik} is the set of regression coefficients of y_{ik} onto X_i . If there is some h such that $\phi = h \circ g_S$, then the non-zero β_{ijk} coefficients are estimates of $\frac{\partial h_k}{\partial g_j}$ for $j \in S$. Further, β_j represents the vector of regression coefficients corresponding to the effect of function g_j ;

therefore, the zero β_j vectors indicate that $j \notin S$. Hence, in each β_{ik} , only $|S|$ elements are non-zero. The term ϵ_{ik} is added to account for noise or model misspecification.

The key characteristic of the functional support that we leverage is that the same set S of coefficients will be non-zero for all i and k . Since finding this set $S \subset [p]$ is underdetermined, we use a sparsity inducing regularization that simultaneously zeros out entire β_j vectors. Thus, our problem can be naturally expressed as a *Group Lasso* (Yuan and Lin, 2006), with p groups of size mn , consisting of the $\beta_{1:p}$ groups of coefficients of $\text{grad}_{\mathcal{M}} g_{1:p}$. To solve it we minimize the following objective function w.r.t. β :

$$J_\lambda(\beta) = \frac{1}{2} \sum_{i=1}^n \sum_{k=1}^m \|y_{ik} - X_i \beta_{ik}\|^2 + \frac{\lambda}{\sqrt{mn}} \sum_{j=1}^p \|\beta_j\|. \quad (19)$$

The first term of the objective is the least squares loss of regressing $Y_{1:n}$ onto $X_{1:n}$. The second is a regularization term, which penalizes each group β_j by its Euclidean norm. This encourages most β_j groups to be identically 0. The normalization of the regularization coefficient λ by the group size mn follows Yuan and Lin (2006) takes into account that the least squares loss also grows proportionally to mn . The use of Group Lasso for sparse functional regression was introduced in Meila et al. (2018).

Note that $J_\lambda(\beta)$ is convex in β and invariant to the change of basis T_i . Let $\tilde{T}_i = T_i \Gamma$ be a different basis, with $\Gamma \in \mathbb{R}^{d \times d}$ a unitary matrix. Then, $\tilde{y}_{ik} = \Gamma^T y_{ik}$, $\tilde{X}_i = \Gamma^T X_i$, and $\|\tilde{y}_{ik} - \tilde{X}_i \beta_{ik}\|^2 = \|y_{ik} - X_i \beta_{ik}\|^2$ for any $\beta_{ik} \in \mathbb{R}^p$.

3.6 Computation, normalization, and tuning

Computation The first two steps of MANIFOLDLASSO are construction of the neighborhood graph and estimation of the Laplacian L . As shown in Section 2, L is a sparse matrix, hence RMETRIC can be run efficiently by only passing values corresponding to one neighborhood at a time. Note that in our examples and experiments, Diffusion Maps is our chosen embedding algorithm, so the neighborhoods and Laplacian are already available, though in general this is not the case. The second part of the algorithm estimates the gradients and constructs matrices $Y_{1:n}, X_{1:n}$. The gradient estimation runtime, with Cholesky decomposition-based solvers, is $O(qd^2 + nd^3)$ where $q = \sum_{i=1}^n k_i$ is the number of edges in the neighborhood graph. The last major step is a call to the GROUPLASSO solver, which estimates the support S of ϕ . The computation time of each iteration in GROUPLASSO is $O(nmpd)$. Note that when using a standard group lasso solver, the computation time is $O(n^2 m^2 pd)$ due to the block-diagonal structure of the problem implicit in flattening the n by p by d covariate tensor. We therefore use our own implementation of proximal FISTA to solve this problem (Boyd and Vandenberghe, 2004; Jas et al., 2020). Finally, for large data sets, we perform the 'for' loop over a subset $\mathcal{I} \subset [n]$ of the original data while retaining the geometric information from the full data set. This replaces the n in the computation time with the smaller factor $|\mathcal{I}|$.

Normalization As with many sparse regression methods, normalization is necessary to balance the relative influence of dictionary elements and embeddings coordinates. Multiplying g_j by a non-zero constant and dividing its corresponding β_j by the same constant leaves the reconstruction error of all y 's invariant, but affects the norm $\|\beta_j\|$. Therefore, the relative scaling of the dictionary functions g_j can influence the recovered support S , by favoring the dictionary functions whose columns have larger norm. A similar effect is present if a particular embedding coordinate ϕ_k is rescaled by a constant. For example, multiplying a certain ϕ_k by a number close to zero will cause the penalty accrued by learned coefficients for that coordinate to be smaller than for the other coefficients, and for that ϕ_k to dominate support recovery.

We therefore normalize all $\text{grad}_{T_i \mathcal{M}} \phi_{1:m}$ and $\text{grad}_{T_i \mathcal{M}} g_{1:p}$ as follows. Denote f a function on \mathcal{M} , which can be either a coordinate function or a dictionary function. When f is defined on \mathcal{M} , but not

outside \mathcal{M} , we calculate the *normalizing constant*

$$\zeta^2 = \frac{1}{n} \sum_{i=1}^n \|\text{grad}_{T_i \mathcal{M}} f(\xi_i)\|^2; \quad (20)$$

then we set $f \leftarrow f/\zeta$. The above ζ is the finite sample version of $\|\text{grad}_{\mathcal{T}} f\|_{L_2(\mathcal{M})}$, integrated w.r.t. the data density on \mathcal{M} . We apply this normalization to coordinate functions ϕ_k , but it could also be applied to functions g_j when they are defined only on \mathcal{M} . A similar approach was used in Haufe et al. (2009).

When function f is defined on a neighborhood around \mathcal{M} in \mathbb{R}^D , we compute the normalizing constant with respect to $\nabla_{\xi} f$. That is,

$$\zeta^2 = \frac{1}{n} \sum_{i=1}^n \|\nabla_{\xi} f(\xi_i)\|^2. \quad (21)$$

Then, once again, we set $f \leftarrow f/\zeta$. We apply this normalization to our dictionary functions g_j . This favors dictionary functions whose gradients are nearly tangent to the manifold \mathcal{M} , and penalizes the g_j 's which have large gradient components perpendicular to \mathcal{M} .

Tuning Tuning parameters are often selected by cross-validation in Lasso-type problems. However, in our setting, the recovered support generally span the tangent space, and as discussed in Section 5, we are theoretically motivated to identify a size d support. Since the cardinality of the support decreases as the tuning parameter λ is increased, we thus base our choice of λ on matching the cardinality of the support to d . Sufficient conditions for this estimation strategy are given in Section 5. To identify this λ , which we call λ_0 , we perform a simple binary search over λ in the range $[0, \lambda_{\max}]$ where λ_{\max} , the theoretical maximum λ value, is $\lambda_{\max} = \max_j (\sum_{i=1}^n \sum_{k=1}^m (\text{grad}_{T_i \mathcal{M}} g_j(\xi_i))^T (\text{grad}_{T_i \mathcal{M}} \phi_m(\xi_i)))^{1/2}$.

Variants and extensions The MANIFOLDLASSO algorithm presented here can be extended in several interesting ways.

First, our current approach explains the embedding coordinates ϕ produced by a particular embedding algorithm. However, the same approach can be used to directly explain the tangent subspace of \mathcal{M} , independently of any embedding. Second, one could set up GROUPLASSO problems that explain a single coordinate function. In general, manifold coordinates may not have individual meaning, so it will not always be possible to find a good explanation for a single ϕ_k . However, Figure 1 shows that for the ethanol molecule, whose manifold is a torus, there exists a canonical association of certain coordinates to particular torsions.

It is well-established in the support recovery and sparse coding literature (Scott Shaobing Chen and David L. Donoho and Michael A. Saunders, 2001; Hesterberg et al., 2008; Breheny and Huang, 2011; Lederer and Müller, 2015; Hastie and Tibshirani, 2015) that at large λ , shrinkage can cause problems including variable selection inconsistency; and furthermore that intermediate λ values can have desirable properties as a variable pruning rather than selection step. Therefore, as a third possible extension of this work, in future research we plan to pursue a combination of the Group Lasso formulation (19) with Group Sparse Basis Pursuit (Qu et al., 2018). The so-called basis pursuit problems (Chen et al., 1998), intimately related to regularized regression, are discussed in more detail in Appendix E. In the case of MANIFOLDLASSO, the corresponding basis pursuit problem is

$$\arg \min_{\beta: s=d} \sum_{j=1}^p \|\beta_j\| \text{ s.t. } \text{grad}_{T_i \mathcal{M}} \phi_k(\xi_i) = \sum_{j=1}^p \beta_{ijk} \text{grad}_{T_i \mathcal{M}} g_j(\xi_i) \quad \text{for all } i = 1 : n, \text{ and } k = 1 : m. \quad (22)$$

This problem is evidently not tractable, as it involves searching over all d -sets of dictionary functions. We suggest, following Hesterberg et al. (2008), to initially use an intermediate λ values in MANIFOLDLASSO, in order to prune the dictionary to a smaller size. Subsequently, we can solve problem (22) with the pruned dictionary.

4. Related work

We draw a firm distinction between our approach and purely non-parametric methods that attempt to learn a parameterization of \mathcal{M} . For example, the early works of Saul and Roweis (2003) and Teh and Roweis (2002) (and references therein) propose parametrizing the manifold by finite mixtures of local linear models, aligned so as to provide global coordinates, in a way reminiscent of Local Tangent Space Alignment (Zhang and Zha, 2004). Another idea is to use d eigenfunctions of the Laplace-Beltrami operator $\Delta_{\mathcal{M}}$ as a parametrization of \mathcal{M} . Hence, the Diffusion Maps coordinates could be considered such a parametrization (Coifman and Lafon, 2006; Coifman et al., 2005; Gear, 2012). However, these are not in and of themselves interpretable, and it is not clear how many such coordinates are needed (Chen and Meilă, 2019). In Mohammed and Narayanan (2017), it was shown that principal curves and surfaces can provide an approximate manifold parametrization. These methods can often be used as embedding algorithms in our approach, but make no attempts at synergizing with an interpretable dictionary. Dsilva et al. (2018) tackle the related problem of choosing among the infinitely many Laplacian eigenfunctions d which provide a d -dimensional parametrization of the manifold. Their approach is to solve a set of Local Linear Embedding (Roweis and Saul, 2000) problems, each aiming to represent an eigenfunction as a combination of the preceding ones. Similarly, Chen and Meilă (2019) is another method for reducing the number of "covarying" eigenfunctions. However, these methods fail to provide physical meaning for the selected functions.

Our work differs from the above entirely non-parametric methods in two key ways: (1) the explanations we obtain are endowed with the meaning of the domain specific dictionaries, (2) less obviously, descriptors like principal curves or Laplacian eigenfunctions are generally still non-parametric (i.e. exist in infinite dimensional function spaces), while the parameterizations by dictionaries we obtain (e.g. the torsions) are in finite dimensional spaces. This distinction is mirrored in comparison with the many so-called *dictionary learning* methods in which a low-dimensional transformation is learned simultaneously with its inverse. We note that our method is not dictionary learning per se, but rather sparse coding, in which the dictionary is given (Szabo et al., 2011).

The *symbolic regression* methods of Brunton et al. (2016), Rudy et al. (2019), and Champion et al. (2019) for estimating governing laws of dynamical systems are perhaps most similar to this work. These methods use sparse regression with respect to a dictionary and the idea of differential composition. Their goal is to identify the functional equations of non-linear dynamical systems by regressing the time derivatives of the state variables on a subset of functions in the dictionary selected using a sparsity inducing penalty. This provides a natural interpretability. However, although these methods can loosely be considered univariate analogs, they do not consider the multidimensional data-manifold, and their synergies with dimension-reduction algorithms are developed in separate directions.

With respect to sparse regression, the seminal group lasso paper of Yuan and Lin (2006) and support recovery analyses of Elyaderani et al. (2017); Wainwright (2009) are central to our approach. However, our use of replicates in experiments is reminiscent of the Stability Selection method of Meinshausen and Bühlmann (2010). Such methods address instabilities of the variable selection, in particular, when restrictive theoretical conditions are violated (Zhao and Yu, 2006; Huan Xu et al., 2012). The empirically-based two-stage OLS-hybrid approach we elucidate in Appendix E for resolving this issue is based on ideas in Efron et al. (2004); Meinshausen (2007); Hesterberg et al. (2008). Some attractive alternate approaches to this problem that we do not pursue are the use of non-convex penalties such as SCAD (Fan and Li, 2001; Breheny and Huang, 2011) and weighted data points in the Adaptive Lasso (Zou, 2006). We specifically note the method of Haufe et al. (2009), which applies group lasso to analyze sparse decomposition of vectors fields, albeit in a different setting.

As for our method, gradient estimation on manifolds is typically derived from the perspective of local linear regression and tangent space estimation (Mukherjee and Zhou, 2006; Aswani et al., 2011). However, as in Luo et al. (2009), we make explicit the logarithmic map by estimating and

projecting upon the tangent space of $\phi(\mathcal{M})$, and our estimates of this tangent space are made using the pushforward metric of Perraul-Joncas and Meila (2013).

The role of our work within the molecular dynamics literature is particularly relevant to enhanced sampling methods (Rohrdanz et al., 2011, 2013; Fiorin et al., 2013; Fleming et al., 2016). In these methods, exploration of the molecular state space is accelerated through biasing of simulation towards directions of large scale variation, which are typically identified through visual inspection. Note that this method is practically useful despite the need to perform initial simulations in order to identify collective coordinates. More recently, reinforcement-learning type syntheses of these ideas have been applied (Wang et al., 2019; Pant et al., 2020; Sidky et al., 2020).

Although in our application our dictionary consists of functions with physical meaning, our general principal of finding parametric geometrically-motivated approximations of learned representations is relevant to a range of machine learning contexts. Examining functions in embedding coordinates is quite typical in genomics (Amir et al., 2013), and much deep learning work also makes use of explicit traversal of a latent space (Lin et al., 2019; Shukla et al., 2019). It is also known in a range of settings that learned gradients provide interpretable (Adebayo et al., 2018) or otherwise statistically-useful information (Wu et al., 2010; Constantine et al., 2014; Yang, 2020). In Yang (2020), the gradient of the loss actually forms a type of tangent space estimator. However, our approach relies on the classical weighted local PCA method for tangent space estimation (Joncas et al., 2017; Aamari and Levrard, 2019). Improvement of this estimator in the presence of noise is an active area of research (Puchkin and Spokoyny, 2019).

5. Theoretical results

Here we first study the conditions under which $f = h \circ g_S$ can be represented over a dictionary \mathcal{G} that contains g_S . Not surprisingly, we will show that these are *functional independency* conditions on the dictionary. Subsequently, we prove recovery conditions in the finite sample case.

5.1 Functional dependency

We first study when a set of functions on an open subset $U \subset \mathbb{R}^d$ can be *almost smoothly* represented with a subset of functionally independent functions. The following lemma implies that if a set of non-full-rank smooth functions has a constant rank in a neighborhood, then locally we can choose a subset of these functions such that the other functions can be smoothly represented by them. This is a direct result from the constant rank theorem.

Lemma 1 (Remark 2 after Zorich (2004) Theorem 2 in Section 8.6.2) *Let $f : U \rightarrow \mathbb{R}^m$ be a mapping defined in an open neighborhood $U \subset \mathbb{R}^d$ of a point $x^* \in \mathbb{R}^d$. Suppose $f \in C^\ell$, the rank of the mapping f is k at every point in U , and $k < m$. Moreover, assume that the principal minor of order k of the matrix Df is not zero at x^* . Then in some neighborhood $U_{x^*} \subset U$ there exist $m - k$ C^ℓ functions $g_i, i = k + 1, \dots, m$ such that for any $x = (x_1, \dots, x_d) \in U(x^*)$,*

$$f_i(x_1, x_2, \dots, x_d) = g_i(f_1(x_1, x_2, \dots, x_d), f_2(x_1, x_2, \dots, x_d), \dots, f_k(x_1, x_2, \dots, x_d)). \quad (23)$$

Applying this lemma we can construct a local representation of a subset in g_S . Partitions of unity enable us to expand the above lemma from local to global. Mathematically, a *smooth partition of unity subordinate to $\{U_\alpha\}$* is an indexed family $(\psi_\alpha)_{\alpha \in A}$ of smooth functions $\psi_\alpha : \mathcal{M} \rightarrow \mathbb{R}$ with the following properties:

- (i) $0 \leq \psi_\alpha(\xi)$ for all $\alpha \in A$ and all $\xi \in \mathcal{M}$;
- (ii) $\text{supp } \psi_\alpha \subset U_\alpha$ for each $\alpha \in A$;

- (iii) Every $\xi \in \mathcal{M}$ has a neighborhood that intersects $\text{supp } \psi_\alpha$ for only finitely many values of α ;
- (iv) $\sum_{\alpha \in A} \psi_\alpha(\xi) = 1$ for all $\xi \in \mathcal{M}$.

Lemma 2 (Lee (2003) Theorem 2.23) *Suppose that \mathcal{M} is a smooth manifold, and $\{U_\alpha\}_{\alpha \in A}$ is any indexed open cover of \mathcal{M} . Then there exists a smooth partition of unity subordinate to $\{U_\alpha\}$.*

Now we state our main results.

Theorem 3 *Assume $\mathcal{G} = \{g_i\}_{i=1}^p$ is the dictionary where $g_{1:p}$ are C^ℓ functions in an open set $U \subset \mathbb{R}^d$. For a subset $S \subset [p]$, let g_S is defined as $\{g_i : i \in S\}$. Consider $S' \subset [p], S' \neq S, |S'| < d$ such that $\text{rank } Dg_{S'} = |S'|$ at a point. Suppose that $\ell \geq d + 1$. Then there exists a function $\tau : \mathbb{R}^{|S'|} \rightarrow \mathbb{R}^{|S|}$ that is almost everywhere C^ℓ on the range of $g_{S'}$, w.r.t. Lebesgue measure on $\mathbb{R}^{|S'|}$, such that $g_S = \tau \circ g_{S'}$ if*

$$\text{rank} \begin{pmatrix} Dg_S \\ Dg_{S'} \end{pmatrix} = \text{rank } Dg_{S'} \text{ on } U \quad (24)$$

holds globally. If τ is smooth everywhere on the range of $g_{S'}$, then (24) holds globally.

Proof First, we show the existence of τ . We claim that it suffices to prove the existence of function composition on the set where $\text{rank } Dg_{S'} = |S'|$. Consider $U = U_1 \cup U_2$, where $U_1 := \{x : \text{rank } Dg_{S'} = |S'|\}$, and $U_2 = U - U_1$. U_1 is not empty by the assumption. Note that we can select an $|S'| \times |S'|$ submatrix $A_{S',\xi}$ in $Dg_{S'}$ and $\det A_{S',\xi}$ is a continuous function (and thus nonzero) in a neighborhood. This shows that U_1 is a nonempty open set. Locally, $g_{S'}$ is a diffeomorphism to its image; therefore $g_{S'}(U_1)$ contains an interior point, and thus has positive measure in $\mathbb{R}^{|S'|}$. From Sard's theorem (Lee, 2003), we know that the range of $g_{S'}(U_2)$ is of Lebesgue measure zero in $\mathbb{R}^{|S'|}$. Therefore it suffices to show that there exists a $\tau \in C^\ell$ on $g_{S'}(U_1)$. To simplify the notation we use U to denote U_1 in the following proof. By definition of U , we know that $g_{S'}$ is a diffeomorphism between U and $g_{S'}(U)$. So the inverse $g_{S'}^{-1}$ is well defined and C^ℓ . Also denote $s = |S|$ and $s' = |S'|$. Let

$$g_{S' \sqcup S}(\xi) = \begin{pmatrix} g_{S'}(\xi) \\ g_S(\xi) \end{pmatrix}, \quad (25)$$

and use $Dg_{S' \sqcup S}$ to denote the l.h.s. matrix in (24). Here \sqcup means disjoint union. To be specific, we use g_{j_i} to denote the i -th function in the collection $[g_{S'}; g_S]$. When the rank of $Dg_{S \sqcup S'}$ equals the rank of $Dg_{S'}$, Lemma 1 implies that there exists some neighborhood $U_x \in \mathbb{R}^d$ of x and C^ℓ functions $\tau_x^i : \mathbb{R}^{|S'|} \rightarrow \mathbb{R}, i = s' + 1, s' + 2, \dots, s' + s$ such that

$$g_{j_i}(\xi) = \tau_x^i(g_{j_1}(\xi), \dots, g_{j_{s'}}(\xi)) = \tau_x^i(g_{S'}(\xi)), \text{ for } i = s' + 1, s' + 2, \dots, s' + s, \xi \in U_x. \quad (26)$$

Here we should notice that τ_x^i is defined only on $g_{S'}(U_x)$. Since this holds for every $x \in U$, we can find an open cover $\{U_x\}$ of the original open set U . Since each open set in \mathbb{R}^d is a manifold, the result of partition of unity in Lemma 2 holds, namely that U admits a smooth partition of unity subordinate to the cover $\{U_x\}$. We denote this partition of unity by $\psi_x(\cdot)$.

Hence we can define

$$\tau^i(y) = \sum_{x \in U} \psi_x(g_{S'}^{-1}(y)) \tau_x^i(y), \quad y \in g_{S'}(U). \quad (27)$$

where τ^i is a function mapping from $g_{S'}(U) \rightarrow \mathbb{R}$. For each fixed $x \in U$, the function $y \rightarrow \psi_x(g_{S'}^{-1}(y)) \tau_x^i(y)$ for $y \in g_{S'}(U)$ is C^ℓ . According to the properties of partition of unity, in a local neighborhood of each point, this is a summation of finitely many smooth functions. Then this τ^i will be a C^ℓ function on $g_{S'}(U)$. Also, by $1 = \sum_x \psi_x(\xi)$, it holds that $\tau^i(g_{S'}(\xi)) = g_{j_i}(\xi)$ for any $i = s' + 1, \dots, s' + s$.

Therefore, globally in U we have

$$g_{S \sqcup S'}^i(\xi) = \tau^i(g_1(\xi), \dots, g_{s'}(\xi)), \text{ for } i = s' + 1, s' + 2, \dots, s' + s, \xi \in U. \quad (28)$$

Now we prove the reverse implication. If $\text{rank } Dg_{S \sqcup S'} > \text{rank } Dg_{S'}$, then there is $j \in S$, so that $Dg_j \notin \text{rowspan } Dg_{S'}$. Pick $\xi^0 \in U$ such that $Dg_j(\xi^0) \neq 0$; such an ξ^0 must exist because otherwise it will be in $\text{rowspan } Dg_{S'}$. By the theorem's assumption, $Dg_S = D\tau Dg_{S'}$. This implies that $(Dg_S)^T$ is in $\text{rowspan}(Dg_{S'})^T$ for any ξ . But this is impossible at ξ^0 . \blacksquare

This theorem essentially gives a condition for the existence of the explanation. Further, if S is the set found by MANIFOLDLASSO, then checking that there is no subset satisfying the rank condition implies that the explanation is unique in the dictionary. We say that a set of functions g_S on a metric space X is C^ℓ (smooth) functionally dependent at ξ if there is a subset $S' \subset S, S' \neq S$, a function $\tau : \mathbb{R}^{|S'|} \rightarrow \mathbb{R}^{|S|}$ and a neighborhood U around ξ such that

- (i) $g_S = \tau \circ g_{S'}$ on U ;
- (ii) τ is C^ℓ (smooth) globally on $g_{S'}(U) \subset \mathbb{R}^{|S'|}$;
- (iii) $y - \tau(y_{S'}) \neq 0$ on any neighborhood $O(g_S(\xi)) \subset \mathbb{R}^{|S|}$. Here $y = (y_1, \dots, y_{|S|}) \in \mathbb{R}^{|S|}, y_{S'} = (y_i)_{i \in S'} \in \mathbb{R}^{|S'|}$.

The condition (iii) here eliminates the possibility of a trivial τ . S is *functionally independent* if it is nowhere functionally dependent. Based on Theorem 3, we formulate the rank condition below as a necessary and sufficient condition of functional independence.

Corollary 4 (Functional Independence) *Suppose \mathcal{M} is a d -dimensional smooth manifold and $g_S : \mathcal{M} \rightarrow \mathbb{R}^d$ are d C^ℓ functions. Suppose $g_S(\mathcal{M})$ has a positive measure in \mathbb{R}^d . Then they are functionally independent on \mathcal{M} iff $\text{rank } Dg_S(\xi)$ is d everywhere on \mathcal{M} except for a closed subset $W \subset \mathcal{M}$ with no interior point.*

Proof First we show that the rank condition implies functional independence. Suppose g_S is functionally dependent. Then by definition we have that $g_S = \tau \circ g_{S'}$ on a neighborhood for some S' with $|S'| < |S| = d$. Then on this neighborhood $\text{rank } Dg_S \leq \text{rank } Dg_{S'} \leq d - 1$. This contradicts the assumption. On the other hand, suppose Dg_S is functionally independent. We claim that for any $\xi' \in V_0$, $\text{rank } Dg_S(\xi') \geq \text{rank } Dg_S(\xi)$: For any ξ there is a $\text{rank } Dg_S \times \text{rank } Dg_S$ non-degenerate submatrix of $Dg_S(\xi)$ whose determinant is non-zero. Therefore, by the smoothness of g_S , there exists a neighborhood V_0 such that this submatrix of the Jacobian is invertible in this neighborhood and the claim holds.

We therefore start from a point ξ where $\text{rank } Dg_S = d - 1$. Select functions that are full rank at this point, and denote them by $g_{S'}$. There is a neighborhood V_1 of ξ with $\text{rank } g_{S'}(\xi) = d - 1$. If $\text{rank } Dg_S = d - 1$ holds on some neighborhood V_2 of ξ , then after selecting a chart (U, φ) containing $V_1 \cap V_0$, we have that

$$\text{rank} \begin{pmatrix} Dg_S \circ \varphi^{-1} \\ Dg_{S'} \circ \varphi^{-1} \end{pmatrix} = \text{rank } Dg_{S'} \circ \varphi^{-1} \quad (29)$$

holds on $V_2 \cap V_1 \cap V_0$. Thus, Theorem 3 implies that g_S cannot be functionally independent (consider a composition with φ). Therefore, the set $\{x : \text{rank } Dg_S = d - 1\}$ has empty interior in \mathcal{M} . Similarly, in every neighborhood V_k of any point where $0 \leq \text{rank } Dg_S = k < d - 1$, there must be a point such that $\text{rank } Dg_S = k + 1$. Then in every neighborhood $V_{k+1} \cap V_k$ of this new point there must be a point such that $\text{rank } Dg_S = k + 2$. By induction, there must be a point in V_k such that $\text{rank } Dg_S = d$. Therefore we conclude that the set $W = \{\xi : \text{rank } Dg_S \leq d - 1\}$ contains no interior point. Also, it is closed because $\{\xi : \text{rank } Dg_S = d\}$ is open. \blacksquare

Theorem 5 *Let \mathcal{G} and g_S be defined as before. \mathcal{M} is a smooth manifold with dimension d embedded in \mathbb{R}^D . Suppose that $\psi : \mathcal{M} \subset \mathbb{R}^D \rightarrow \mathbb{R}^m$ is also an embedding of \mathcal{M} and has a decomposition $\psi(\xi) = h \circ g_S(\xi)$ for every $\xi \in \mathcal{M}$ where h is smooth. If the dictionary g_S contains \tilde{d} functions denoted by $g_{S'}$, that are smooth functionally independent on \mathcal{M} , then there exists a \tilde{h} such that $\psi = \tilde{h} \circ g_{S'}$ on every $\xi \in \mathcal{M}$. Here, the function \tilde{h} is smooth almost everywhere in the range of $g_{S'}$.*

Proof Consider the set $U = \{x : \text{rank } Dg_{S'} = d\}$. It is an open subset of the manifold \mathcal{M} and therefore a smooth manifold. For each point $x \in U$, select a local chart (V, φ) such that $V \subset U$. With the same argument in the proof of Corollary 4, we know that there exists a smooth functions τ_x on V such that $g_S = \tau \circ g_{S'}$ holds on V . Also, since V is an open neighborhood, we conclude that the measure of $g_{S'}(U) \geq g_{S'}(V)$ should be strictly positive. Therefore the partition of unity technique used in the proof of Theorem 3 can show that there exists a function τ on U that is smooth over $g_{S'}(U)$ such that $g_S = \tau \circ g_{S'}$ holds globally on U . We can define τ on $\mathcal{M} \setminus U$ to be anything, and Sard's theorem implies that $g_{S'}(U)$ would be a measure zero set in \mathbb{R}^d . Finally, we just write $\tilde{h} = h \circ \tau$ ■

The assumptions of these theorems are reasonable. Even though any smooth map $f : \mathcal{M} \rightarrow \mathbb{R}^d$ on a compact manifold \mathcal{M} must have at least one singular point, Theorem 3 will still hold almost everywhere as long as g_S is smooth almost everywhere. The existence of such functions g_S with rank d almost everywhere is guaranteed by the fact that a single coordinate chart can cover any compact manifold except for a set of measure zero, known as the cut-locus of the chart (Sheng, 2009; Bishop, 2013). One can, for example, find one function explaining the whole circle S^1 embedded in \mathbb{R}^2 except one point. Thus, these theoretical results should be considered conditions on the dictionary, rather than the manifold itself.

5.2 Discussion of practical recovery from samples

In a finite sample setting, Theorem 3 states that S and S' are equivalent explanations for f whenever (24) holds on open sets around the sample points. In this situation, it is very likely to find many subsets $S' \subset [p]$ of cardinality d that are full rank in neighborhoods of all data points. Still assuming that all gradients are exact, for all such S' the first term of $J_\lambda(\beta)$ in (19) will be zero; in other words there will be many equivalent explanations of ϕ in \mathcal{G} . However, one can define a subset S as the expected minimizer in (22), or in a purely oracle sense. For our theoretical analyses, we thus fix a subset S and regard it as the true support throughout this section.

The tendency of MANIFOLDLASSO to select a support with a low value of $\sum_{j=1}^p \|\beta_j\|$ is reasonable, and even desirable because, according to Obozinski et al. (2011), a particular group S will be recovered by Group Lasso methods, if (i) it is close to perpendicular to the linear subspace generated by all other groups, and (ii) group features in S are close to orthogonal matrix. The first condition will be discussed later in this Section. As for condition (ii), we note that if a set S' is not full rank on \mathcal{M} , the Jacobian $Dg_{S'}$ will be ill-conditioned at the data near the critical points, which will result in very large β_{j_i} values. Hence, such a subset will be heavily penalized. Moreover, features g_j which vary much in a direction normal to \mathcal{M} will have, due to the gradient normalization, smaller values for $\text{grad}_{T_i \mathcal{M}} g_j$; therefore their β_j coefficients will be large relatively to the coefficients of functions that vary within \mathcal{M} .

We now analyze the situation when $\text{grad}_{T_i \mathcal{M}} g_j$ and $\text{grad}_{T_i \mathcal{M}} \phi_k$ are estimated with noise, showing that it is qualitatively similar to noiseless case. Specifically, we provide recovery guarantees for the (GROUPLASSO) problem that highlight the influence of the aforementioned factors, as well as of condition (i). The guarantees are deterministic, but they depend on the noise sample variance, hence they can lead to statistical guarantees holding w.h.p. in the usual way. For simplicity, we analyze support recovery for $m = 1$, hence for a single dependent variable y . Namely we assume that that

the data $y_{1:n} \in \mathbb{R}^d$ satisfy

$$y_i = \sum_{j=1}^p \beta_{ij}^* x_{ij} + \epsilon_i \quad \text{for } i = 1 : n \quad (30)$$

and we rewrite the GROUPLASSO problem as

$$\min_{\beta} \frac{1}{2} \sum_{i=1}^n \|y_i - X_i \beta_i\|_2^2 + \lambda \sqrt{n} \sum_{j=1}^p \|\beta_j\|, \quad (31)$$

according to the notations of equation (19) with the index k dropped. A first theorem deals with support recovery, proving that all coefficients outside the support are zeroed out, under conditions that depend only on the dictionary, the fixed support S and the noise. The second result completes the previous with error bounds on the estimates $\hat{\beta}_j$, assuming an additional condition on the magnitude of the true β_j coefficients. Since these coefficients are partial derivatives w.r.t. the dictionary functions, the condition implies that the dependence on each function must be strong enough to allow the accurate estimation of the partial derivatives.

We introduce the following quantities. The *incoherence* of \mathcal{G} is defined as

$$\mu = \max_{i=1:n, j \in [p], j' \in S, j \neq j'} \frac{|x_{ij}^T x_{ij'}|}{\|x_{ij}\| \|x_{ij'}\|}. \quad (32)$$

This definition differs in two ways from the standard definition of incoherence as $\max_i \max_{j, j' \in [p]} |x_{ij}^T x_{ij'}|$. First, here we do not make the common assumption that the columns of the GROUPLASSO design matrix are norm 1 (details to be found in the proof of Theorem 7). Rather, the recovery result we pursue assumes the normalizations in Section 3.6; hence to preserve a measure of incoherence independent of the column norms, we must rescale by $\|x_{ij}\| \|x_{ij'}\|$. Second, because we condition on the set S , it is not necessary to require that the gradients outside the support S be incoherent.

We further consider the internal collinearity of the support S as follows. Let

$$\Sigma_i = [x_{ij}^T x_{ij'}]_{j, j' \in S} \quad \text{and} \quad \Sigma = \text{diag}\{\Sigma_{1:n}\}. \quad (33)$$

Lemma 6

$$\|\Sigma_i^{-1}\| \leq \frac{1}{(\min_{j \in S} \|x_{ij}\|^2)[1 - (s-1)\mu]} \quad \text{for all } i = 1 : n.$$

Proof It is easy to see that

$$\Sigma_i = \text{diag}\{\|x_{ij}\|_{j \in S}\} \tilde{\Sigma}_i \text{diag}\{\|x_{ij}\|_{j \in S}\} \quad \text{with} \quad \tilde{\Sigma}_i = \left[\frac{|x_{ij}^T x_{ij'}|}{\|x_{ij}\| \|x_{ij'}\|} \right]_{i, j \in S}. \quad (34)$$

By the Gershgorin Theorem, since all the off-diagonal elements of $\tilde{\Sigma}_i$ are bounded in absolute value by μ , the minimum eigenvalue of $\tilde{\Sigma}_i$ is bounded below by $1 - (s-1)\mu$. When this quantity is positive, then the maximum eigenvalue of $\tilde{\Sigma}_i^{-1}$ is

$$\|\tilde{\Sigma}_i^{-1}\| \leq \frac{1}{1 - (s-1)\mu} = \nu. \quad (35)$$

A smaller ν means that the x_{ij} gradients are closer to being orthogonal at each datapoint i . Furthermore, $\|\Sigma_i^{-1}\| \leq \|\tilde{\Sigma}_i^{-1}\| \|\text{diag}\{\|x_{ij}\|_{j \in S}^{-1}\}\|^2 \leq \frac{\nu}{\min_{j \in S} \|x_{ij}\|^2}$. \square

Finally, the noise level σ is defined by

$$\max_{i=1:n} \|\epsilon_i\|^2 = d\sigma^2. \quad (36)$$

Theorem 7 (Support recovery) Assume that equation (30) holds, and that $\sum_{i=1}^n \|x_{ij}\|^2 = \gamma_j^2$ for all $j = 1 : p$. Let $\gamma_{\max} = \max_{j \notin S} \gamma_j$, $\kappa_S = \max_{i=1:n} \frac{\max_{j \in S} \|x_{ij}\|}{\min_{j \in S} \|x_{ij}\|}$. Denote by $\bar{\beta}$ the solution of (31) for some $\lambda > 0$. If $1 - (s-1)\mu > 0$ and

$$\gamma_{\max} \left(\frac{\mu}{1 - (s-1)\mu} \frac{\kappa_S}{\min_{i=1}^n \min_{j' \in S} \|x_{ij'}\|} + \frac{\sigma\sqrt{d}}{\lambda\sqrt{n}} \right) \leq 1 \quad (37)$$

then $\bar{\beta}_{ij} = 0$ for $j \notin S$ and all $i = 1, \dots, n$.

Proof We structure equation (30) in the form

$$y = \bar{X}\bar{\beta}^* + \bar{\epsilon} \quad \text{with } y = [y_i]_{i=1:n} \in \mathbb{R}^{nd}, \bar{\beta} = [\beta_i]_{i=1:n} \in \mathbb{R}^{np}, \quad (38)$$

$\tilde{X}_{ij} \in \mathbb{R}^{nd}$ is obtained from x_{ij} by padding with zeros for the entries not in the i -th segment, $\bar{X} = [[\tilde{X}_{ij}]_{j=1:p}]_{i=1:n} \in \mathbb{R}^{nd \times np}$, and $\bar{X}_j = [\tilde{X}_{ij}]_{i=1:n} \in \mathbb{R}^{nd \times n}$ collects the columns of \bar{X} that correspond to the j -th dictionary entry. Note that

$$\tilde{X}_{ij}^T \tilde{X}_{ij'} = x_{ij}^T x_{ij'} \quad \text{and} \quad \tilde{X}_{ij}^T \tilde{X}_{i'j'} = 0 \quad \text{whenever } i \neq i'. \quad (39)$$

The proof is by the *Primal Dual Witness* method, following Elyaderani et al. (2017); Obozinski et al. (2011). It can be shown Elyaderani et al. (2017); Wainwright (2009) that $\bar{\beta}$ is a solution to (GROUPLASSO) iff, for all $j = 1 : p$,

$$\bar{X}_j^T \bar{X}(\bar{\beta} - \bar{\beta}^*) - \bar{X}_j^T \bar{\epsilon} + \lambda z_j = 0 \in \mathbb{R}^n \quad \text{with } z_j = \frac{\beta_j}{\|\beta_j\|} \text{ if } \beta_j \neq 0 \text{ and } \|z_j\| < 1 \text{ otherwise.} \quad (40)$$

The matrix $\bar{X}_j^T \bar{X}$ is a diagonal matrix with n blocks of size $1 \times p$, hence the first term in (40) becomes

$$[x_{ij}^T X_i(\bar{\beta}_i - \bar{\beta}_i^*)]_{i=1:n} \in \mathbb{R}^n. \quad (41)$$

Similarly $\bar{X}_j^T \bar{\epsilon} = [x_{ij}^T \epsilon_i]_{i=1:n} \in \mathbb{R}^n$.

We now consider the solution $\hat{\beta}$ to problem (31) under the additional constraint that $\beta_{ij'} = 0$ for $j' \notin S$. In other words, $\hat{\beta}$ is the solution we would obtain if S was known. Let \hat{z} be the optimal dual variable for this problem, and let $\hat{z}_S = [\hat{z}_j]_{j \in S}$.

We will now complete \hat{z}_S to a $z \in \mathbb{R}^{np}$ so that the pair $(\hat{\beta}, z)$ satisfies (40). If we succeed, then we will have proved that $\hat{\beta}$ is the solution to the original GROUPLASSO problem, and in particular that the support of $\hat{\beta}$ is included in S . For simplicity we denote $\lambda' = \lambda\sqrt{n}$.

From (40) we obtain values for z_j when $j \notin S$.

$$z_j = \frac{-1}{\lambda'} \bar{X}_j^T \left[\bar{X}^T (\hat{\beta} - \bar{\beta}^*) - \bar{\epsilon} \right]. \quad (42)$$

In the same time, if we consider all $j \in S$, we obtain from (40) that $\bar{X}_S = [\bar{X}_j]_{j \in S}$ (here the vectors β_S, β_{S^*} and all other vectors are size ns , with entries sorted by j , then by i).

$$\bar{X}_S^T \bar{X}_S (\hat{\beta}_S - \beta_S^*) - \bar{X}_S^T \bar{\epsilon} + \lambda' \hat{z}_S = 0. \quad (43)$$

Solving for $\hat{\beta}_S - \beta_S^*$ in (43), we obtain

$$\hat{\beta}_S - \beta_S^* = (\bar{X}_S^T \bar{X}_S)^{-1} \left(\bar{X}_S^T \bar{\epsilon} - \lambda' \hat{z}_S \right) = \Sigma^{-1} \left(\bar{X}_S^T \bar{\epsilon} - \lambda' \hat{z}_S \right). \quad (44)$$

After replacing the above in (42) we have

$$z_j = \frac{-1}{\lambda'} \bar{X}_j^T \left[\bar{X}_S \Sigma^{-1} \bar{X}_S^T w - \bar{X}_S \Sigma^{-1} \lambda' \hat{z}_S - \bar{\epsilon} \right] = \bar{X}_j^T \bar{X}_S \Sigma^{-1} \hat{z}_S + \frac{1}{\lambda'} \bar{X}_j^T (I - \bar{X}_S \Sigma^{-1} \bar{X}_S^T) \bar{\epsilon}. \quad (45)$$

Finally, by noting that $\Pi = I - \bar{X}_S \Sigma^{-1} \bar{X}_S^T$ is the projection operator on the subspace $\text{span}(\bar{X}_S)^\perp$, we obtain that

$$z_j = (\bar{X}_j^T \bar{X}_S) \Sigma^{-1} \hat{z}_S + \frac{1}{\lambda'} \bar{X}_j^T \Pi \bar{\epsilon}, \quad \text{for } j \notin S. \quad (46)$$

We must show that $\|z_j\| < 1$ for $j \notin S$. To bound the first term, we note that $\bar{X}_j^T \bar{X}_S$ is $n \times ns$, block diagonal, with blocks of size $1 \times s$, and with all non-zero entries bounded in absolute value by μ . Hence, for any vector $v = [v_i]_{i=1:n} \in \mathbb{R}^{ns}$,

$$\|\bar{X}_j^T \bar{X}_S v\|^2 = \|[(x_{ij}^T x_{iS}) v_i]_{i=1:n}\|^2 \leq \sum_{i=1}^n \|(x_{ij}^T x_{iS}) v_i\|^2 \leq \sum_{i=1}^n \|(x_{ij}^T x_{iS})\|^2 \|v_i\|^2. \quad (47)$$

In our case $v_i = \Sigma_i^{-1} \hat{z}_{iS}$, hence by Lemma 6

$$\|v_i\| \leq \|\Sigma_i^{-1}\| \|\hat{z}_{iS}\| \leq \nu \frac{1}{\min_{j' \in S} \|x_{ij'}\|^2}. \quad (48)$$

On the other hand,

$$\|x_{ij}^T x_{iS}\|^2 = \sum_{j' \in S} (x_{ij}^T x_{ij'})^2 \leq \sum_{j' \in S} \mu \|x_{ij}\|^2 \|x_{ij'}\|^2 \leq \mu \max_{j' \in S} (\|x_{ij'}\|^2) \|x_{ij}\|^2. \quad (49)$$

Bounds (48) and (49) together with equation (47) yield

$$\begin{aligned} (\bar{X}_j^T \bar{X}_S) \Sigma^{-1} \hat{z}_S &\leq \nu^2 \mu^2 \sum_{i=1}^n \|x_{ij}\|^2 \max_{j' \in S} (\|x_{ij'}\|^2) \frac{1}{(\min_{j' \in S} \|x_{ij'}\|^2)^2} \leq \nu^2 \mu^2 \kappa_S^2 \sum_{i=1}^n \|x_{ij}\|^2 \frac{1}{\min_{j' \in S} \|x_{ij'}\|^2} \quad (50) \\ &\leq \nu^2 \mu^2 \kappa_S^2 \frac{1}{\min_{i=1}^n \min_{j' \in S} \|x_{ij'}\|^2} \sum_{i=1}^n \|x_{ij}\|^2 = \nu^2 \mu^2 \kappa_S^2 \frac{1}{\min_{i=1}^n \min_{j' \in S} \|x_{ij'}\|^2} \gamma_j^2 \quad (51) \end{aligned}$$

To bound the second term, we note that Π is a block diagonal matrix, $\Pi = \text{diag}\{\Pi_{1:n}\}$, with $\Pi_i = I_d - x_{iS}^T \Sigma_i^{-1} x_{iS}$. Hence, the norm squared of this term is bounded above by $\sum_{i=1}^n \|\Pi_i \epsilon_i\|^2 \|x_{ij}\|^2 / (\lambda')^2 \leq \sum_{i=1}^n \|\epsilon_i\|^2 \|x_{ij}\|^2 / (\lambda')^2 \leq d\sigma^2 / (\lambda')^2 \sum_{i=1}^n \|x_{ij}\|^2 = (d\sigma^2 / (\lambda')^2) \gamma_j^2$.

Replacing these bounds in (46) we obtain that

$$\|z_j\| \leq \|\bar{X}_j^T \bar{X}_S \Sigma^{-1} \hat{z}_S\| + \left\| \frac{1}{\lambda'} \bar{X}_j^T \Pi \bar{\epsilon} \right\| \leq \left(\frac{\mu \nu \kappa_S}{\min_{i=1}^n \min_{j' \in S} \|x_{ij'}\|} + \frac{\sigma \sqrt{d}}{\lambda'} \right) \gamma_j \quad \text{for any } j \notin S. \quad (52)$$

□

The first term inside the parenthesis relates to the properties of the support S . The factor $\frac{\mu}{1 - (s-1)\mu}$ measures the near-orthogonality of the gradients in S , while the factors $(\min_{i=1}^n \min_{j' \in S} \|x_{ij'}\|)^{-1}$ and κ_S measure the conditioning of S with respect to the gradient norms. They are optimal when all gradients in S are bounded away from 0, and when their sizes are relatively equal. The second term depends on the noise amplitude, and can be made arbitrarily small by increasing the regularization coefficient λ .

We now consider the recovery of all the non-zero coefficients, which will complete the exact support recovery proof. From the result below, we shall see that having non-zero $\hat{\beta}_j$ for a $j \in S$ requires that the original β_j is large enough w.r.t. noise level and condition numbers of the problem. This conflicts with the requirement that β_j is small, suggesting one possible way that the GROUPLASSO recovery may fail, namely that the smallest of the non-zero β_j 's may be ‘‘regularized out’’ before all the nuisance $\hat{\beta}_j$ are.

Corollary 8 Assume that equation (31) and condition (37) hold. Let $\kappa = \frac{\mu}{1-(s-1)\mu} \frac{\kappa_S}{\min_{i=1}^n \min_{j' \in S} \|x_{ij'}\|}$ and $\gamma_S = \|\bar{X}_S\|$. Denote by $\hat{\beta}$ the solution to problem (31) for some $\lambda > 0$. If (1) $\lambda = c \frac{\gamma_{\max} \sigma \sqrt{d}}{1 - \kappa \gamma_{\max}}$, $c > 1$, and (2) $\|\beta_j^*\| > \sigma \sqrt{d}(\gamma_{\max} + \gamma_S) + \lambda(1 + \sqrt{s})$ for all $j \in S$, then the support S is recovered exactly and

$$\|\hat{\beta}_j - \beta_j^*\| < \sigma \sqrt{d}(\gamma_{\max} + \gamma_S) + \lambda(1 + \sqrt{s}) = \sigma \sqrt{d} \gamma_{\max} \left[1 + \gamma_S / \gamma_{\max} + c \frac{1 + \sqrt{s}}{1 - \kappa \gamma_{\max}} \right] \quad \text{for all } j \in S. \quad (53)$$

Proof of Corollary 8 According to Theorem 7, $\hat{\beta}_j = 0$ for $j \notin S$. It remains to prove the error bound for $j \in S$. According to Lemma V.2 of Elyaderani et al. (2017), for any $j \in S$,

$$\|\hat{\beta}_j - \beta_j^*\| \leq \|\bar{X}_j^T \bar{\epsilon}\| + \|\bar{X}_S^T \bar{\epsilon}\| + \lambda(1 + \sqrt{s}) \quad (54)$$

$$\leq (\|\bar{X}_j\| + \|\bar{X}_S\|) \|\bar{\epsilon}\| + \lambda(1 + \sqrt{s}) \quad (55)$$

$$\leq \sigma \sqrt{d}(\gamma_{\max} + \gamma_S) + \lambda(1 + \sqrt{s}) \quad (56)$$

$$= \sigma \sqrt{d} \gamma_{\max} \left[1 + \gamma_S / \gamma_{\max} + c \frac{1 + \sqrt{s}}{1 - \kappa \gamma_{\max}} \right]. \quad (57)$$

Hence, if $\|\beta_j^*\|$ is greater than the r.h.s. of the above, $\hat{\beta}_j \neq 0$ and the support is recovered exactly. \square In equation (53), the factor $\sigma \sqrt{d}$ represents the noise amplitude, while γ_{\max} bounds the amplitude of the nuisance covariates \bar{X}_j outside of S . A smaller γ_{\max} means that the contribution of these nuisance covariates will be smaller. The term γ_S bounds the collinearity of the noise with the true support covariates. The last term measures the bias introduced in $\hat{\beta}_j$ by the regularization; note that λ itself depends on the noise amplitude $\sigma \sqrt{d}$.

Recall from Sections 3.5 and 3.6 that γ_j represents the finite sample estimate of the L_2 norm of $\text{grad}_{T_i \mathcal{M}} g_j$. When the dictionary functions g_j are defined on \mathcal{M} , but not outside \mathcal{M} , then $\text{grad}_{T_i \mathcal{M}} g_j$ is normalized by equation (20) and consequently $\gamma_j = \sqrt{n}$ for all j . If first the gradients $\nabla_{\xi} g_j$ are computed, then normaled in ambient space \mathbb{R}^D by (21), after projection on the tangent bundle $\mathcal{T}\mathcal{M}$, $\gamma_j \leq \sqrt{n}$. Thus, by explicitly considering the variability in the norms of $\|x_{ij}\|$ for $j \notin S$, we see that features g_j whose gradient $\nabla_{\xi} g_j$ is not tangent to the manifold are easier to rule out. Regarding scaling of the l.h.s. of equation (37), it is easy to see that the term $\frac{\sigma \sqrt{d} \gamma_{\max}}{\lambda \sqrt{n}}$ is $\mathcal{O}(1)$ w.r.t. n ; the first term $\kappa \gamma_{\max}$ is invariant to any rescaling of the \bar{X} by a scalar.

6. Experiments

We demonstrate the ability of MANIFOLDLASSO to identify explanations of manifolds and their embedding coordinates in both toy and scientific manifold learning problems. Section 6.1 describes the general experimental procedure, while Section 6.2 describes some specific adjustments to this protocol necessary for analyzing molecular dynamics (MD) data. Sections 6.3–6.4 describe our experimental results. ²

6.1 Experimental setup

For all of the following experiments, the data consist of n data points in D dimensions, as well an embedding $\phi_{1:m}(\mathcal{D})$. We assume access to the manifold dimension d , a kernel bandwidth ϵ_N used in the estimation of the tangent spaces, and p dictionary functions. Except where otherwise specified, m and ϵ_M are used in the preliminary step of generating embeddings $\phi_{1:m}$ using the

². Code to run experiments is available at https://github.com/sjkoelle/manifoldlasso_jmlr.

| Dataset | n | N_a | D | d | ϵ_N | m | n' | p | ω |
|----------------------|-------|-------|-----|-----|--------------|-----|------|-----|----------|
| SwissRoll | 10000 | NA | 49 | 2 | .18 | 2 | 100 | 51 | 1 |
| RigidEthanol | 10000 | 9 | 50 | 2 | 3.5 | 3 | 100 | 12 | 25 |
| Ethanol | 50000 | 9 | 50 | 2 | 3.5 | 3 | 100 | 12 | 25 |
| Malonaldehyde | 50000 | 9 | 50 | 2 | 3.5 | 3 | 100 | 12 | 25 |
| Toluene | 50000 | 16 | 50 | 1 | 1.9 | 2 | 100 | 30 | 25 |
| Ethanol | 50000 | 9 | 50 | 2 | 3.5 | 3 | 100 | 756 | 25 |
| Malonaldehyde | 50000 | 9 | 50 | 2 | 3.5 | 3 | 100 | 756 | 25 |

Table 1: Summary of experiments. **SwissRoll** and **RigidEthanol** are toy data, while **Toluene**, **Ethanol**, and **Malonaldehyde** are from quantum molecular dynamics simulations by Chmiela et al. (2017). The columns list the following experimental parameters: n is the sample size for manifold embedding, N_a is the number of atoms in the molecule, D is the dimension of ξ , d is the intrinsic dimension, ϵ_N is the kernel bandwidth, m is the embedding dimension, n' is the size of the subsample used for MANIFOLDLASSO, p is the dictionary size, and ω is the number of independent repetitions of MANIFOLDLASSO. More details are in Section 6.1

Diffusion Maps algorithm as EMBEDDINGALG. MANIFOLDLASSO is applied to a uniformly random subset of size $n' = |\mathcal{I}|$ and this process is repeated ω number of times. These parameters are passed to the LAPLACIAN, LOCALPCA, RMETRIC, and PULLBACKDPHI algorithms, and are summarized in Table 1. The regularization parameter λ ranges over $[0, \lambda_{\max}]$ as described in Section 3.6. We note that $d < 3$ in all cases, and so Theorem 7 applies.

6.2 Molecular dynamics data

The method of MD simulations is one of the principal tools in the study of molecular systems. Such simulations provide detailed information on the fluctuations and conformational changes of the simulated system, and are now routinely used to investigate the structure, dynamics and thermodynamics of biological macromolecules and their complexes. In such simulations, the positions of atoms within a molecule are sampled as they proceed through time from some initial conditions according to interatomic effects. The distribution of this sample describes the molecule’s behavior in the given experimental conditions. It has been shown empirically that manifolds approximate these high-dimensional distributions (Dsilva et al., 2013). Furthermore, substantial theoretical work is dedicated to demonstrating this property, i.e. that the states arising from dynamical systems concentrate around a *slow manifold* describing the evolution of configurations at long time scales. Accordingly, application of manifold learning to find what are in this setting called the *collective coordinates* has achieved great success. Even though the vector of atomic coordinates can take any value, due to interatomic interactions, the relative positions of atoms within the molecule lie near a low-dimensional manifold. Performing manifold learning on these data separates the conformational changes, modeled by the manifold, from the fluctuations represented by the “noise” around the manifold.

Representing molecular configurations Our MD data are quantum-simulations from Chmiela et al. (2017). The raw data consists of X, Y, Z coordinates for each of the N_a atoms of the chosen molecule. For a single observation, we denote these by $r_i \in \mathbb{R}^{3N_a}$. The first step in our data analysis pipeline is to featurize the configuration in a way that is invariant to rotation and translation. In the present experiments, we follow Chen et al. (2019) and represent a molecular configuration as a vector $a_i \in \mathbb{R}^{3\binom{N_a}{3}}$ of the *planar angles* formed by triplets of atoms. We then perform an SVD on this featurization, and project the data onto the top $D = 50$ singular vectors to remove linear redundancies; we denote the new data points by $\xi_{1:n}$. The EMBEDDINGALG and LOCALPCA algorithms work directly with ξ in dimension D . Other possible representations such as applying a Procrustes

transform to each configuration to align it with the first one give similar results, and no matter which low level representation we choose, large-scale conformational changes are described by the relative rotations of groups of atoms - the bond torsions illustrated in Figure 1 (Chen et al., 2019).

Dictionaries for MD data Therefore, in the **RigidEthanol**, **Ethanol**, **Malonaldehyde**, and **Toluene** MD datasets, we construct dictionaries consisting of bond *torsions*. We then apply MANIFOLDLASSO to select combinations of these higher-level torsion features that explain the manifold in the lower-level planar angle feature space. Given an ordered 4-tuple of atoms $ABCD$, the torsion g_{ABCD} is the angle of the planes defined by the locations of ABC and BCD . Note that $g_{ABCD} \equiv g_{DBCA} \equiv g_{DCBA} \equiv g_{ACBD}$. Any torsion g is expressible in closed form as functions of the planar angles feature vector a . In particular, a torsion g_{ABCD} is a function of the angles of the triangles ABC , ABD , ACD , and BCD , and we compute the gradients of the torsions by automatic differentiation (Paszke et al., 2019).

One cannot use the obtained gradients directly in MANIFOLDLASSO, since the angular features overparameterize the molecular *shape space* $\Sigma_3^{N_a}$ (Addicoat and Collins, 2010; Kendall, 1989) of dimension $D' = 3N_a - 7$, and off-manifold gradients are therefore not well-defined. For example, whether one chooses to use triangles ABC , ABD , and ACD , or ABC , ABD , and BCD to compute g_{ABCD} has no effect on the value of g_{ABCD} , but changes the value of the gradient in $\mathbb{R}^{D'}$. We therefore project the gradients on the tangent bundle of the shape space as it is embedded in $\mathbb{R}^{D'}$. Details are given in Appendix B. It is on these gradients that we perform the normalization as described in Section 3.6. Remaining specifics of our MD data analytics pipeline are in Appendix C.

6.3 Synthetic data results

MANIFOLDLASSO on SwissRoll We use the well known swiss roll dataset to demonstrate that MANIFOLDLASSO is invariant to the choice of embedding algorithm. Our **SwissRoll** dataset consists of points sampled from a two dimensional rectangle and rolled up along one of the two axes, then randomly rotated in $D = 49$ dimensions. We learn the manifold using three techniques: Local Tangent Space Alignment, Diffusion Maps, and Isomap, shown in Figures 3c, 3e and 3g. For comparison, we also analyze the “trivial embedding” consisting of coordinates given by projection onto the rectangle edges (Figure 3a). These rectilinear coordinates are colored in red and blue, and show clear associations with individual embedding coordinates.

The dictionary \mathcal{G} consists of $g_{1,2}$, the two rectilinear coordinates, as well as $g_{j+2} = \xi_j$, for $j = 1, \dots, 49$, the coordinates of the feature space. Applying MANIFOLDLASSO to the embeddings identifies the set $S = \{g_1, g_2\}$ as the manifold explanation, and identifies the association of the recovered support with individual embedding coordinates $\phi_{1,2}$. By visual inspection of Figures 3a, 3c, 3e, and 3g, we see that all embedding algorithms recover the original manifold, although the embeddings $\phi^{\text{iso}}, \phi^{\text{DM}}, \dots$ are not isometric (this is more noticeable with Diffusion Maps), and sign changes are possible. However, Figures 3b, 3d, 3f and 3h demonstrate that MANIFOLDLASSO recovers the two manifold-specific coordinate functions in each case, while the coefficients $\beta_{3;51}$ decay rapidly to 0 with λ . Furthermore, each of $g_{1,2}$ is always mapped to the correct embedding coordinate. The regularization paths are virtually identical for all embeddings, even though the embeddings are not isometric.

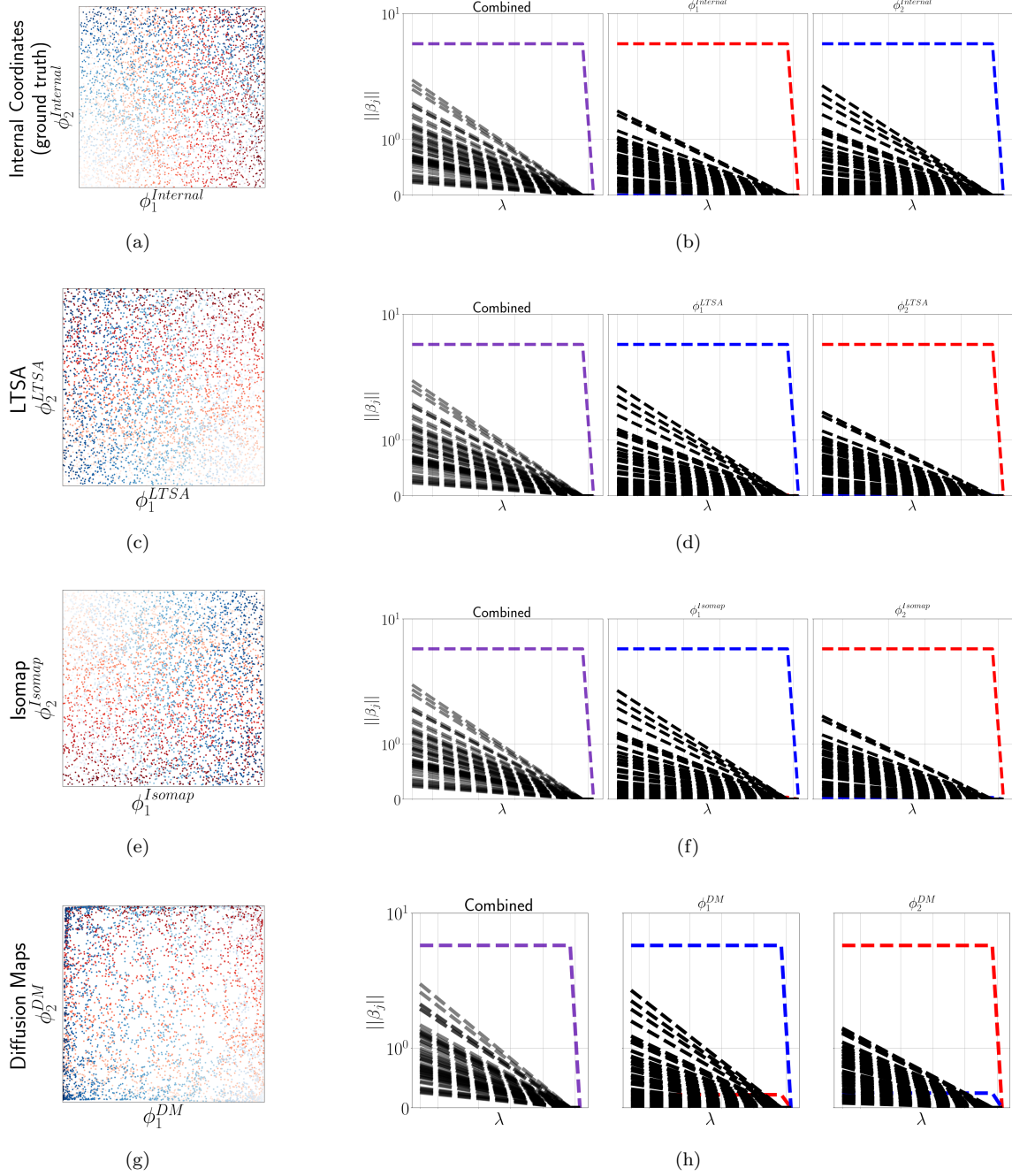


Figure 3: Results for **SwissRoll** embedded using a variety of manifold learning algorithms. Figure 3a shows the data mapped w.r.t. the edges of the rectangle. Figures 3c, 3e, and 3g display embeddings of **SwissRoll** generated by several different manifold learning methods, colored by the rectilinear coordinates in red and blue. Figures 3b, 3d, 3f, and 3h display the regularization paths of MANIFOLDLASSO for these embeddings. The combined norms $\|\beta_j\|$ used in MANIFOLDLASSO are given on the left, and the norms for the individual embedding coordinates $\|\beta_{jk}\|$ on the right.

MANIFOLDLASSO on a Rigid Ethanol skeleton As a prelude to real MD data, we demonstrate the workings of MANIFOLDLASSO in a controlled setting by applying it to a simple non-dynamical simulation of a rigidly-rotating ethanol molecule. We first construct an ethanol skeleton composed of the atoms shown in Figure 4a. We then sample as we rotate the atoms around the C-C and C-O bonds. In contrast with the MD trajectories, which are simulated according to quantum dynamics, these two angles are distributed uniformly over a grid, and Gaussian noise is added to the position of each atom. We call the resultant dataset **RigidEthanol**. As expected given our two a priori known degrees of freedom, Figures 4b and 4c show that the estimated manifold is a two-dimensional surface with a torus topology parameterized by bond torsions g_1 and g_2 similar to that observed for the MD **Ethanol** in Figure 1.

The dictionary consists of the twelve torsions implicitly defined by the bond diagram³ in Figure 4a. All of these torsions circumscribe one of the central C-C and C-O bonds. Counting permutations of peripheral hydrogens, we can see that there are 9 of the former, and 3 of the latter, which we denote $g_{0:8}$ and $g_{9:11}$ in Figure 4d. Hence, any pair $\{g_j, g_{j'}\}$ with $j \in \{0 : 8\}, j' \in \{9 : 11\}$ is an equally correct coordinate system for this manifold. This is shown in Figure 4d by the incoherences $\mu_{jj'}$, i.e. mean pairwise cosines of the dictionary functions. Comparing the row and column labels of Figure 4d with Figure 4a shows that the collinearities of these gradients clearly cluster by central bond. Thus, we expect MANIFOLDLASSO to recover one torsion from each group. Indeed, in the regularization path of an individual replicate of MANIFOLDLASSO shown in Figure 4e, collinear torsions are killed off, and a representative torsion is selected from each group. Finally, Figure 4f shows that MANIFOLDLASSO selects such orthogonal pairs in 18 out of 25 random replicates of the n' points.

3. These are all 4-tuples of atoms connected by a path in the figure, modulo the natural equivalence relation on torsions previously described.

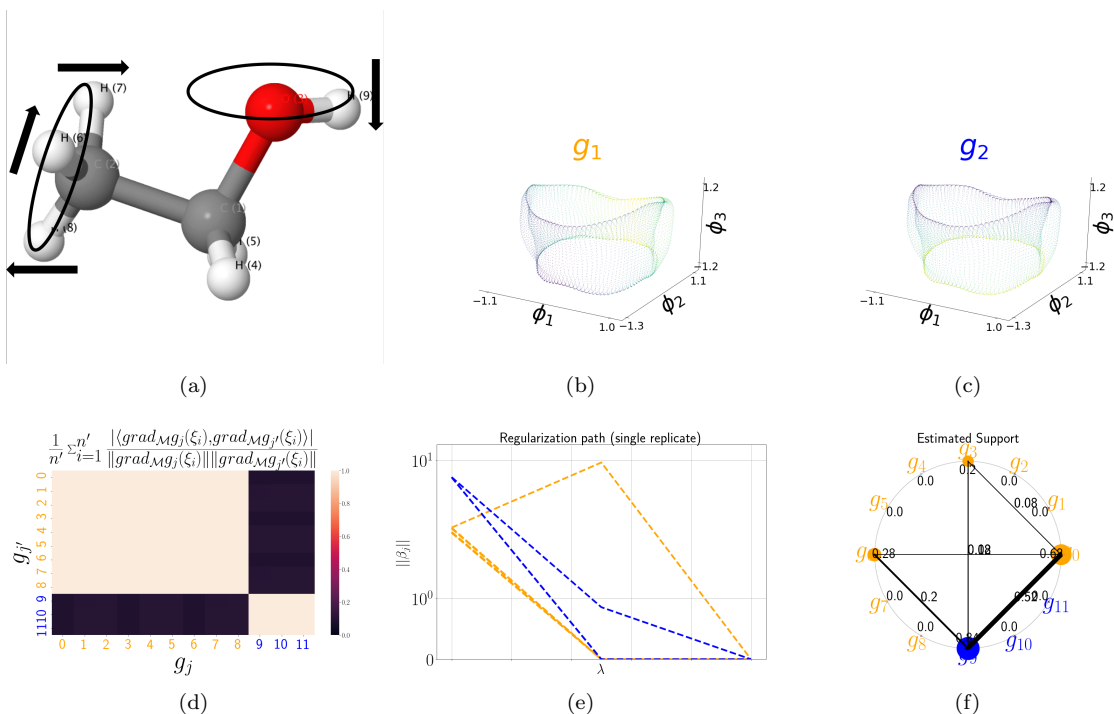


Figure 4: Results of MANIFOLDLASSO for **RigidEthanol**. Figure 4a shows the simplified dynamics of our rigid molecular simulation. Atoms in the rigid ethanol skeleton are articulated around the C-O and C-C bonds by a torus of rotations. Figure 4b shows the learned torus, colored by C-C torsion g_1 from Figure 1. Figure 4c shows the same torus, colored by the C-O torsion g_2 from Figure 1. Figure 4d displays the incoherences, i.e. pairwise collinearities of dictionary gradients; C-C torsions are in orange, C-O torsions in blue. Figure 4e shows regularization paths $\|\beta_j\|$ vs. λ for a single replicate. The chord diagram in Figure 4f represents the frequency of selecting each pair of torsions in replicate experiments. The listed frequencies with which individual torsions are selected are given by the sizes of the perimeter dots corresponding to each dictionary element, while the frequencies with which pairs of torsions are selected are given by the line widths connecting the dots. Frequencies are also given by the numbers next to the respective graphical indicators.

6.4 Molecular Dynamics results

In the same manner, we use MANIFOLDLASSO to identify torsions that govern the dynamics of the molecules in Figure 1. From the machine learning point of view, MD data from well-studied molecules are an excellent testbed: the manifold hypothesis is believed to hold approximately, there is sufficient data to learn a manifold, and the ground truth is available and can validate our algorithms. Moreover, MD data are challenging problems for manifold learning. Appendix D displays **Toluene**, **Malonaldehyde**, and **Ethanol** in the ξ representation, showing high amplitude noise outside the manifold; indeed, MD data has multiscale structure and the “noise” is non-uniformly distributed and highly correlated in the \mathbb{R}^D space. Since the gradients of the dictionary functions are calculated analytically from the ξ coordinates, and the data does not lie exactly on \mathcal{M} , the values of $\text{grad}_{T_i^{\mathcal{M}}} g_j$ will necessarily be noisy as well.

From the scientific point of view, high quality MD data are highly expensive to generate, taking weeks or months of supercomputer time (Bowers et al., 2006; Fiorin et al., 2013). Fast automated analysis of these data by identification of so called *collective variables* serves both in the scientific understanding of the data and in acceleration sampling methods (Rohrdanz et al., 2013). Moreover, every new simulation represents a new manifold, and a new manifold explanation problem.

We first show that MANIFOLDLASSO can distinguish groups that correspond to the chemical bonds in Figure 1, as would typically be done by a scientist using prior domain knowledge. Next, we repeat the analysis with no prior knowledge, including all distinct 4-tuples of atoms in the dictionary.

Dictionaries based on bond diagrams Bond diagrams such as the ones in Figure 1 are based on a priori information about molecular structure garnered from historical work. Building a dictionary based on this structure is akin to many other methods in the field (Krenn et al., 2020; Xie et al., 2019). As in the case of **RigidEthanol**, our dictionaries consist of all equivalence classes of 4-tuples of atoms implicitly defined by bond diagrams, and the incoherence plots for **Ethanol** and **Malonaldehyde** in Figures 5a and 5d show two groups of highly dependent torsions, corresponding to the two bonds between heavy atoms in the molecules. Therefore, success means recovering a pair of incoherent torsions out of these dictionaries. For **Toluene**, the manifold dimension is $d = 1$ and success means recovering one of the 6 torsions associated with the peripheral methyl group bond. For this molecule, there are also $p - 6 = 24$ torsions that do not explain the data manifold. We apply MANIFOLDLASSO with these dictionaries to the embeddings shown in Figure 1.

As Figure 5 shows, MANIFOLDLASSO is always able to identify torsions corresponding to the expected labelled bonds. Figures 5b, 5e, and 5g show regularization paths for single replicates of MANIFOLDLASSO, and Figures 5c, 5f and 5h show frequencies of support recovery of sets of size d over $w = 25$ replicates. MANIFOLDLASSO finds that the toroidal **Ethanol** manifold is explained by pairs of torsions from the C-O and C-C bonds, while **Malonaldehyde** is explained by one of each of the two central bonds. **Toluene** is explained by the torsion of the peripheral methyl group. These agree with our domain-expert validated parameterizations from Figure 1. Torsion association with individual embedding coordinates is examined in Appendix F

For all quantum MD experiments, we examine the support recovery condition Theorem 7. We first note that Figures 5a and 5d show that even without foreknowledge of a unique true support, the incoherence parameter μ must be quite close to 1, since it is a maximum over set of cosines whose mean is plotted. The empirical distributions of the parameters of this Theorem across replicates are listed in Appendix F. The high values of the incoherence parameter μ and otherwise unfavorable empirical support recovery parameters listed in the table indicate that we cannot expect a unique recovery. However, MANIFOLDLASSO is still successful in obtaining representative torsions from the desired bonds in Figure 1. The similarity between the results on this real data, with more challenging noise and variable sampling density, and the result on the synthetic **RigidEthanol** are witness to the robustness of the MANIFOLDLASSO method.

Results from full dictionary Now we test MANIFOLDLASSO in the extreme case when the dictionary consists of all possible torsions, i.e. all $\binom{N_a}{4}$ 4-tuples modulo equivalence. For **Ethanol** and **Malonaldehyde** we obtain $p = 756$ torsions⁴. Such a large p is challenging for l_1 regularized estimation, due to the bias mentioned Section 3.6 for large λ . Moreover, examining Figures 6a and 6e, we see that, besides the two groups of collinear torsions in the previous dictionary, there are other torsions, about a fourth of the 756, that are coherent with both groups. While we do not necessarily expect MANIFOLDLASSO to succeed, or to be used in such a way in practice, this experiment will inform us on the robustness of MANIFOLDLASSO in a situation that is challenging for any type of sparsity inducing regularization.

The results of MANIFOLDLASSO with the full dictionary for **Ethanol** and **Malonaldehyde** are displayed in Figure 6. For consistency between replications, we choose *a priori* the ground truth to be represented by torsions $g_{74,176}$ and $g_{0,8}$, which are representative torsions for **Ethanol**, respectively for **Malonaldehyde**, depicted in Figure 1. We can evaluate the selected $d = 2$ functions for coherence with this ground truth. In this most challenging setting, MANIFOLDLASSO identifies supports with mean incoherences with the true support of $.68 \pm .32$ and $.95 \pm .1$ for **Ethanol** and for **Malonaldehyde**, respectively. This is apparent from comparing selected torsions in Figures 6c and

4. We do not analyze **Toluene**, because for $d = 1$ the solution is available analytically, making this example somewhat trivial.

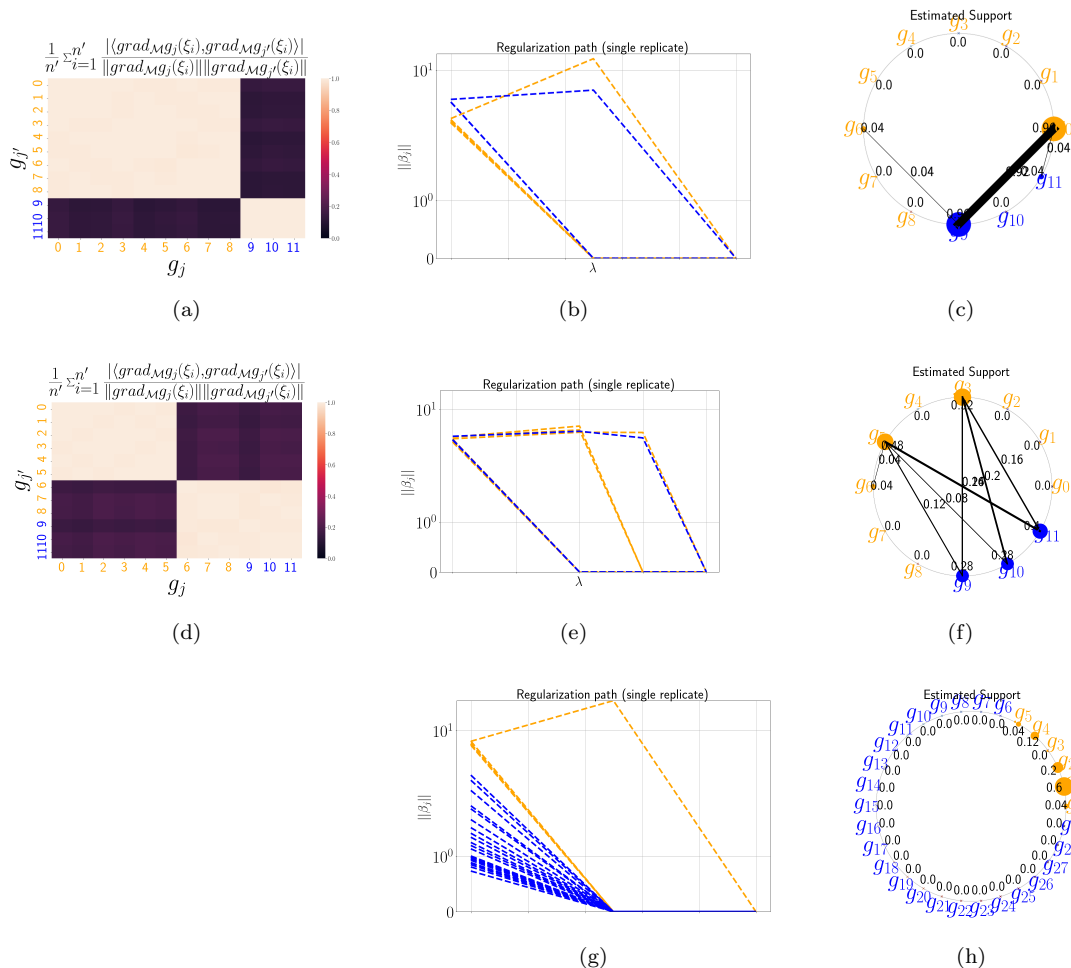


Figure 5: Results for MD data with a priori dictionaries given by the bond diagrams in Figure 1. The three rows correspond to **Ethanol**, **Malonaldehyde**, and **Toluene**, respectively. Figures 5a and 5d display pairwise collinearities of dictionary gradients, colored by bond as in Figure 1. Toluene, a $1 - d$ manifold, has trivial cosines, and so these are not shown. Figures 5b, 5e, and 5g show overall regularization paths of $\|\beta_j\|$ for single replicates. Figures 5c, 5f, and 5h show chord diagrams displaying frequency of support recovery of sets of size d for 25 replicates. As for **RigidEthanol**, two-dimensional support recovery frequency is denoted by chord width, and one-dimensional support recovery frequency is denoted by size of perimeter dot. Note that 'blue' in toluene corresponds to torsions in the benzene ring.

6g with their collinearities in Figures 6d and 6h. Thus, we can see that MANIFOLDLASSO performs preferably on **Malonaldehyde**.

In the latter figures, collinearities of the selected supports with example functions from the representative true support are also plotted. We can see that the selected support functions are often strongly coherent with the ground truth functions, both when the selected support is almost orthogonal, and when the selected support functions are not. In the latter case, both selected support functions are strongly coherent with only one of the ground truth functions. Note that when both selected functions are more coherent with a single element of the true support, we use the pairwise coherences with higher mean. The results are visualized in Appendix F, which shows the embeddings colored by the selected torsions. There is a clear visual correspondence between coherences between

torsions and their colorings of the manifolds learned from **Ethanol** and **Malonaldehyde**; thus, when orthogonal pairs are selected, we capture information that would otherwise necessarily be obtained visually from the embeddings. However, the **Malonaldehyde** plots also demonstrate that even for this simple manifold, associating manifold coordinates to dictionary functions by visual inspection is delicate work. From a chemistry perspective, orthogonal recovered torsions generally flank pairs of hydrogens of which each is attached to one of the central atoms in the putatively true bonds. Thus, it makes sense that these peripheral torsions could geometrically describe the same motion as the putative true support.

Examination of the selected regularization paths in Figures 6b and 6f shows that a small number of unselected functions persist quite far into the regularization path. Thus, when MANIFOLDLASSO fails to select orthogonal functions, for example due to the documented support recovery instability and bias at high values of λ for Lasso methods in general (Meinshausen, 2007; Hesterberg et al., 2008; Huan Xu et al., 2012), it is natural to consider a two-stage variable selection procedure in which a secondary variable selection step is applied after initial pruning, as in Hesterberg et al. (2008). To test this, we perform a two-stage sparse regression. In the first stage we heuristically choose $\lambda = \lambda_{max}/2$, which eliminates most dictionary functions; in the second stage we perform an exhaustive search over the remaining dictionary to optimize (22). This approach is described in detail in Appendix E. In all cases, this simple variation recovers an explanation with functions that are highly collinear with the ground truth. In the plotted replicate, the number p' of dictionary elements selected at $\lambda_{max}/2$ is about 10 for **Ethanol** and 4 for **Malonaldehyde**. Here, collinearities with the true support are $.97 \pm .03$ for **Ethanol** and $.96 \pm .01$ for **Malonaldehyde**, and we avoid selecting pairs of functions that are collinear with the same element of the true support. Visual inspection of the colored embeddings for **Ethanol** in Appendix F also confirms that these conform to our visual intuition of orthogonally varying torsions, and as for **Malonaldehyde**, these hydrogen-hydrogen torsions tend to abut the true central bonds. Together, these experiments show that on noisy, large p problems, and with massive violations of the incoherence conditions, MANIFOLDLASSO, while sometimes not successful on its own, can robustly prune the dictionary.

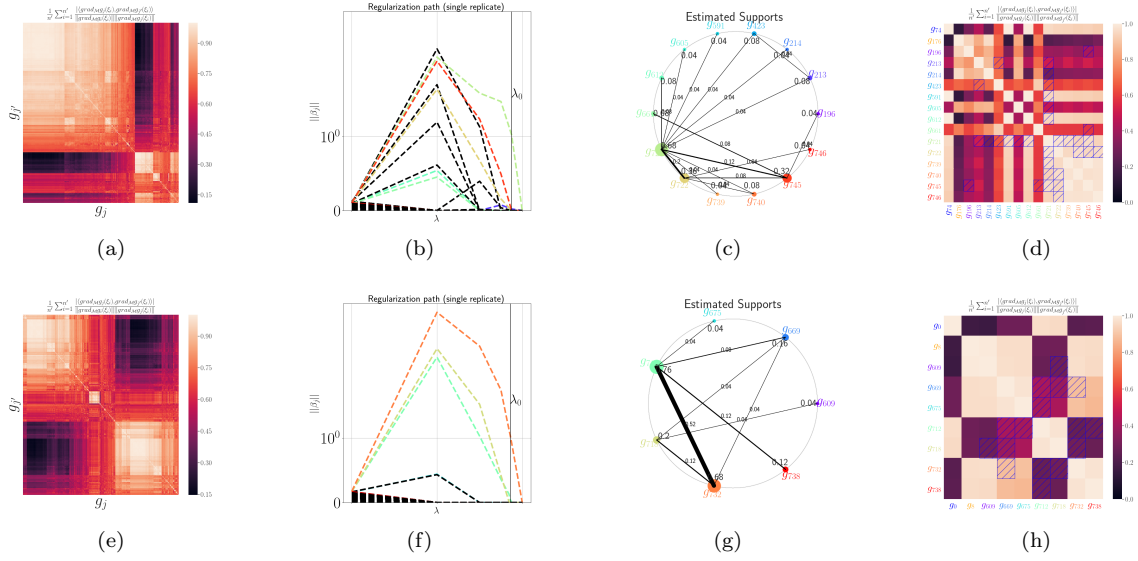


Figure 6: Results for MD data with full dictionaries consisting of all possible torsions. The top and bottom rows show results for **Ethanol** and **Malonaldehyde**, respectively. Figures 6a and 6e show mean cosine collinearity of dictionary gradients ordered by hierarchical clustering. Figures 6b and 6f show examples of regularization paths for single replicates that select relatively orthogonal functions. The tuning parameter at which $|S| = d$ is indicated as λ_0 . Functions are colored if they are selected in any replicate. Figure 6c and 6g shows support recoveries given by MANIFOLDLASSO over different replicates. Figure 6d and 6h shows mean cosine collinearity of selected supports. $g_{74,176}$ and $g_{0,8}$ are representative torsions from the true support, while the others are selected in any replicate. Pairs that are selected in any replicate are marked with a blue box.

7. Conclusion

The approach of MANIFOLDLASSO is to reconstruct the differentials of the manifold coordinates from differentials of functional covariates. It is robust to non-linearity in both the algorithm and the covariates. It requires functions that are smooth, as well as the assumption that the data lie near a smooth manifold. We estimate the differentials of the manifold embedding algorithm, but use differentials of functional covariates that are available analytically. We demonstrate this approach on molecular dynamics simulations that generate high-dimensional point clouds sampled from the configuration space of a given molecule. Our functional covariates are bond torsions, and the embedding coordinates display a denoised version of the data. Together, these examples demonstrate the efficacy of MANIFOLDLASSO for high-dimensional automated attribution of higher-level features such as bond torsions with data geometry in a feature space given by lower-level features such as planar angles. It is able to associate high-level features with other functions such as the individual embedding coordinates, as well as the overall geometry determined by the tangent space estimation and entire embedding. Its limitations are consistent with the general behavior of l_1 -regularized methods, thus circumventing them with existing tools appears promising.

Both linear and non-linear dimension reduction methods map data to abstract coordinates, derived from agnostic, intrinsic data properties, such as the covariance matrix, in the case of PCA, or the Laplacian, in the case of the Laplacian Eigenmaps algorithm. By regressing the abstract coordinate functions on a dictionary \mathcal{G} of functions of the data that have meaning in the domain of the problem, we automatically establish relationships between the learned manifold and domain knowledge. The expert is freed from the tedious work of visually inspecting each possible function g with the manifold coordinates; her expertise is used by specifying covariate functions of the data. The recovered results come with guarantees which can be partially checked in practice. With the obvious simplifications, MANIFOLDLASSO could also be used to assign explanations to coordinates obtained by PCA.

Variations of the methods and results presented here could solve a variety of related problems. For example, suppose that two different experiments produce data sets in the same ambient space \mathbb{R}^D and that, from these, we learn manifolds \mathcal{M}_1 and \mathcal{M}_2 which are both 2-tori. Explaining $\mathcal{M}_{1,2}$ with a dictionary \mathcal{G} can tell us if the manifolds are “the same” from the physics point of view. Moreover, one can seek common or overlapping explanations from a single dictionary for different data sources. In other words, by explaining manifolds estimated purely from data with domain-dependent dictionaries, we produce transferable knowledge, that does not depend on the particularities of the sample, or embedding algorithm, and that can be communicated between experts in the language of their domain.

Acknowledgement

Samson Koelle was funded by NSF DMS 2015272, NSF DMS 1810975. Hanyu Zhang was funded by NSF DMS 2015272, NSF DMS 1810975 Yu-Chia Chen was funded by NSF DMS 2015272 and the U.S. Department of Energy, Solar Energy Technology Office award DE-EE0008563.

References

- Eddie Aamari and Clément Levrard. Nonasymptotic rates for manifold, tangent space and curvature estimation. *Ann. Stat.*, 47(1):177–204, February 2019.
- Matthew A. Addicoat and Michael A. Collins. Potential energy surfaces: the forces of chemistry. In Mark Brouard and Claire Vallance, editors, *Tutorials in Molecular Reaction Dynamics*, chapter 2, pages 28–49. Royal Society of Chemistry Publishing, London, 2010.
- Julius Adebayo, Justin Gilmer, Michael Muelly, Ian Goodfellow, Moritz Hardt, and Been Kim. Sanity checks for saliency maps. October 2018.

- El-Ad David Amir, Kara L Davis, Michelle D Tadmor, Erin F Simonds, Jacob H Levine, Sean C Bendall, Daniel K Shenfeld, Smita Krishnaswamy, Garry P Nolan, and Dana Pe'er. viSNE enables visualization of high dimensional single-cell data and reveals phenotypic heterogeneity of leukemia. *Nat. Biotechnol.*, 31(6):545–552, June 2013.
- Anil Aswani, Peter Bickel, and Claire Tomlin. Regression on manifolds: Estimation of the exterior derivative. March 2011.
- M. Belkin and P. Niyogi. Laplacian eigenmaps and spectral techniques for embedding and clustering. In *Advances in Neural Information Processing Systems 14*, Cambridge, MA, 2002. MIT Press.
- Richard L Bishop. Riemannian geometry. March 2013.
- Michael R Blanton and Matthew A Bershad. Sloan digital sky survey IV: Mapping the milky way, nearby galaxies, and the distant universe.
- K. J. Bowers, D. E. Chow, H. Xu, R. O. Dror, M. P. Eastwood, B. A. Gregersen, J. L. Klepeis, I. Kolossvary, M. A. Moraes, F. D. Sacerdoti, J. K. Salmon, Y. Shan, and D. E. Shaw. Scalable algorithms for molecular dynamics simulations on commodity clusters. In *SC '06: Proceedings of the 2006 ACM/IEEE Conference on Supercomputing*, pages 43–43, 2006. doi: 10.1109/SC.2006.54.
- Stephen Boyd and Lieven Vandenberghe. *Convex Optimization*. Cambridge University Press, USA, 2004. ISBN 0521833787.
- Patrick Breheny and Jian Huang. COORDINATE DESCENT ALGORITHMS FOR NONCONVEX PENALIZED REGRESSION, WITH APPLICATIONS TO BIOLOGICAL FEATURE SELECTION. *Ann. Appl. Stat.*, 5(1):232–253, January 2011.
- Steven L. Brunton, Joshua L. Proctor, and J. Nathan Kutz. Discovering governing equations from data by sparse identification of nonlinear dynamical systems. *Proceedings of the National Academy of Sciences*, 113(15):3932–3937, 2016. ISSN 0027-8424. doi: 10.1073/pnas.1517384113. URL <http://www.pnas.org/content/113/15/3932>.
- Kathleen Champion, Bethany Lusch, J Nathan Kutz, and Steven L Brunton. Data-driven discovery of coordinates and governing equations. *Proc. Natl. Acad. Sci. U. S. A.*, 116(45):22445–22451, November 2019.
- Guangliang Chen, Anna V. Little, and Mauro Maggioni. *Multi-Resolution Geometric Analysis for Data in High Dimensions*, pages 259–285. Birkhäuser Boston, Boston, 2013. ISBN 978-0-8176-8376-4. doi: 10.1007/978-0-8176-8376-4-13. URL <https://doi.org/10.1007/978-0-8176-8376-4-13>.
- Scott Shaobing Chen, David L Donoho, and Michael A Saunders. Atomic decomposition by basis pursuit. *SIAM J. Sci. Comput.*, 20(1):33–61, January 1998.
- Xi Chen, Yan Duan, Rein Houthoofd, John Schulman, Ilya Sutskever, and Pieter Abbeel. InfoGAN: Interpretable representation learning by information maximizing generative adversarial nets. June 2016.
- Yu-Chia Chen and Marina Meilă. Selecting the independent coordinates of manifolds with large aspect ratios. July 2019.
- Yu-Chia Chen, James McQueen, Samson J. Koelle, Marina Meila, Stefan Chmiela, and Alexandre Tkatchenko. Modern manifold learning methods for md data – a step by step procedural overview. www.stat.washington.edu/mmp/Papers/mlcules-arxiv.pdf, July 2019.
- Stefan Chmiela, Alexandre Tkatchenko, Huziel Saucedo, Igor Poltavsky, Kristof T. Schütt, and Klaus-Robert Müller. Machine learning of accurate energy-conserving molecular force fields. *Science Advances*, March 2017.

- C. Clementi, H. Nymeyer, and J.N. Onuchic. Topological and energetic factors: what determines the structural details of the transition state ensemble and “en-route” intermediates for protein folding? an investigation for small globular proteins. *Journal of molecular biology*, 2000. says topology (of protein) more important than energy wells.
- R. R. Coifman and S. Lafon. Diffusion maps. *Applied and Computational Harmonic Analysis*, 30(1):5–30, 2006.
- R. R. Coifman, S. Lafon, A. Lee, Maggioni, Warner, and Zucker. Geometric diffusions as a tool for harmonic analysis and structure definition of data: Diffusion maps. In *Proceedings of the National Academy of Sciences*, pages 7426–7431, 2005.
- P. Constantine, E. Dow, and Q. Wang. Active subspace methods in theory and practice: Applications to kriging surfaces. *SIAM Journal on Scientific Computing*, 36(4):A1500–A1524, 2014. doi: 10.1137/130916138. URL <https://doi.org/10.1137/130916138>.
- Carmeline J. Dsilva, Ronen Talmon, Neta Rabin, Ronald R. Coifman, and Ioannis G. Kevrekidis. Nonlinear intrinsic variables and state reconstruction in multiscale simulations. *The Journal of Chemical Physics*, 139(18):184109, 2013. doi: 10.1063/1.4828457. URL <https://doi.org/10.1063/1.4828457>.
- Carmeline J Dsilva, Ronen Talmon, Ronald R Coifman, and Ioannis G Kevrekidis. Parsimonious representation of nonlinear dynamical systems through manifold learning: A chemotaxis case study. *Appl. Comput. Harmon. Anal.*, 44(3):759–773, May 2018.
- Bradley Efron, Trevor Hastie, Iain Johnstone, Robert Tibshirani, and Others. Least angle regression. *Ann. Stat.*, 32(2):407–499, 2004.
- M.K. Elyaderani, S.Jain, J.M.Druce, S.Gonella, and J.D.Haupt. Improved support recovery guarantees for the group lasso with applications to structural health monitoring. *CoRR*, abs/1708.08826, 2017.
- Jianqing Fan and Runze Li. Variable selection via nonconcave penalized likelihood and its oracle properties. *J. Am. Stat. Assoc.*, 96(456):1348–1360, December 2001.
- Giacomo Fiorin, Michael L Klein, and Jérôme Hémin. Using collective variables to drive molecular dynamics simulations. *Mol. Phys.*, 111(22-23):3345–3362, December 2013.
- Kelly L Fleming, Pratyush Tiwary, and Jim Pfafendner. New approach for investigating reaction dynamics and rates with ab initio calculations. *J. Phys. Chem. A*, 120(2):299–305, January 2016.
- C W Gear. Parameterization of non-linear manifolds. August 2012.
- Trevor Hastie and Robert Tibshirani. *Statistical learning with sparsity : the lasso and generalizations*. Monographs on statistics and applied probability, no. 143. CRC Press, special indian ed. edition, 2015.
- Stefan Haufe, Vadim V Nikulin, Andreas Ziehe, Klaus-Robert Müller, and Guido Nolte. Estimating vector fields using sparse basis field expansions. In D Koller, D Schuurmans, Y Bengio, and L Bottou, editors, *Advances in Neural Information Processing Systems 21*, pages 617–624. Curran Associates, Inc., 2009.
- Matthias Hein, Jean-Yves Audibert, and Ulrike von Luxburg. From graphs to manifolds - weak and strong pointwise consistency of graph laplacians. In *Learning Theory, 18th Annual Conference on Learning Theory, COLT 2005, Bertinoro, Italy, June 27-30, 2005, Proceedings*, pages 470–485, 2005. doi: 10.1007/11503415_32. URL http://dx.doi.org/10.1007/11503415_32.
- Matthias Hein, Jean-Yves Audibert, and Ulrike von Luxburg. Graph laplacians and their convergence on random neighborhood graphs. *Journal of Machine Learning Research*, 8:1325–1368, 2007. URL <http://dl.acm.org/citation.cfm?id=1314544>.
- Eric J Heller. The correspondence principle and intramolecular dynamics. *Faraday Discuss. Chem. Soc.*, 75(0):141–153, January 1983.

- Charles A Herring, Amrita Banerjee, Eliot T McKinley, Alan J Simmons, Jie Ping, Joseph T Roland, Jeffrey L Franklin, Qi Liu, Michael J Gerdes, Robert J Coffey, and Ken S Lau. Unsupervised trajectory analysis of Single-Cell RNA-Seq and imaging data reveals alternative tuft cell origins in the gut. *Cell Syst*, 6(1): 37–51.e9, January 2018.
- Tim Hesterberg, Nam Hee Choi, Lukas Meier, and Chris Fraley. Least angle and ℓ_1 penalized regression: A review. February 2008.
- Huan Xu, C Caramanis, and S Mannor. Sparse algorithms are not stable: A No-Free-Lunch theorem. *IEEE Trans. Pattern Anal. Mach. Intell.*, 34(1):187–193, January 2012.
- Mainak Jas, Titipat Achakulvisut, Aid Idrizović, Daniel E Acuna, Matthew Antalek, Vinicius Marques, Tommy Odland, Ravi Prakash Garg, Mayank Agrawal, Yu Umegaki, Peter Foley, Hugo L Fernandes, Drew Harris, Beibin Li, Olivier Pieters, Scott Otterson, Giovanni De Toni, Chris Rodgers, Eva Dyer, Matti Hamalainen, Konrad Kording, and Pavan Ramkumar. Pyglmnet: Python implementation of elastic-net regularized generalized linear models, February 2020.
- Dominique Joncas, Marina Meila, and James McQueen. Improved graph laplacian via geometric Self-Consistency. In I Guyon, U V Luxburg, S Bengio, H Wallach, R Fergus, S Vishwanathan, and R Garnett, editors, *Advances in Neural Information Processing Systems 30*, pages 4457–4466. Curran Associates, Inc., 2017.
- D G Kendall. A survey of the statistical theory of shape. *Stat. Sci.*, 1989.
- Matthäus Kleindessner and Ulrike von Luxburg. Dimensionality estimation without distances. In *AISTATS*, 2015.
- Mario Krenn, Florian Häse, Akshatkumar Nigam, Pascal Friederich, and Alan Aspuru-Guzik. Self-referencing embedded strings (SELFIES): A 100% robust molecular string representation. *Mach. Learn.: Sci. Technol.*, 1(4):045024, October 2020.
- N P Landsman. Between classical and quantum? <http://philsci-archive.pitt.edu/2328/1/handbook.pdf>. Accessed: 2021-1-25.
- Johannes Lederer and Christian Müller. Don’t fall for tuning parameters: Tuning-free variable selection in high dimensions with the TREX. *Proceedings of the Twenty-Ninth AAAI Conference on Artificial Intelligenc.*, January 2015.
- John M. Lee. *Introduction to Smooth Manifolds*. Springer-Verlag New York, 2003.
- Zinan Lin, Kiran Koshy Thekumparampil, Giulia Fanti, and Sewoong Oh. InfoGAN-CR and ModelCentrality: Self-supervised model training and selection for disentangling GANs. June 2019.
- Chuanjiang Luo, Issam Safa, and Yusu Wang. Approximating gradients for meshes and point clouds via diffusion metric. *Comput. Graph. Forum*, 28(5):1497–1508, July 2009.
- J. McQueen, M. Meila, J. VanderPlas, and Z. Zhang. megaman: Manifold Learning with Millions of points. *ArXiv e-prints*, March 2016.
- Marina Meila, Samson Koelle, and Hanyu Zhang. A regression approach for explaining manifold embedding coordinates. (1811.11891), 2018. URL <http://arxiv.org/abs/1811.11891>.
- Nicolai Meinshausen. Relaxed lasso. *Comput. Stat. Data Anal.*, 52(1):374–393, September 2007.
- Nicolai Meinshausen and Peter Bühlmann. Stability selection: Stability selection. *J. R. Stat. Soc. Series B Stat. Methodol.*, 72(4):417–473, July 2010.
- Kitty Mohammed and Hariharan Narayanan. Manifold learning using kernel density estimation and local principal components analysis. *arxiv*, 1709.03615, 2017.

- Sayan Mukherjee and Ding-Xuan Zhou. Learning coordinate covariances via gradients. *J. Mach. Learn. Res.*, 7(Mar):519–549, 2006.
- Frank Noé and Cecilia Clementi. Collective variables for the study of long-time kinetics from molecular trajectories: theory and methods. *Curr. Opin. Struct. Biol.*, 43:141–147, April 2017.
- Guillaume Obozinski, Martin J. Wainwright, and Michael I. Jordan. Support union recovery in high-dimensional multivariate regression. *The Annals of Statistics*, 39(1):1–47, 2011. ISSN 00905364. URL <http://www.jstor.org/stable/29783630>.
- Shashank Pant, Zachary Smith, Yihang Wang, Emad Tajkhorshid, and Pratyush Tiwary. Confronting pitfalls of AI-augmented molecular dynamics using statistical physics. *J. Chem. Phys.*, 153(23):234118, December 2020.
- Adam Paszke, Sam Gross, Francisco Massa, Adam Lerer, James Bradbury, Gregory Chanan, Trevor Killeen, Zeming Lin, Natalia Gimelshein, Luca Antiga, Alban Desmaison, Andreas Köpf, Edward Yang, Zach DeVito, Martin Raison, Alykhan Tejani, Sasank Chilamkurthy, Benoit Steiner, Lu Fang, Junjie Bai, and Soumith Chintala. PyTorch: An imperative style, High-Performance deep learning library. December 2019.
- Dominique Perraul-Joncas and Marina Meila. Non-linear dimensionality reduction: Riemannian metric estimation and the problem of geometric discovery. May 2013.
- D. Perrault-Joncas and M. Meila. Non-linear dimensionality reduction: Riemannian metric estimation and the problem of geometric discovery. *ArXiv e-prints*, May 2013.
- Nikita Puchkin and Vladimir Spokoiny. Structure-adaptive manifold estimation. June 2019.
- Lele Qu, Shimiao An, Tianhong Yang, and Yanpeng Sun. Group sparse basis pursuit denoising reconstruction algorithm for polarimetric Through-the-Wall radar imaging. *Int. J. Antennas Propag.*, 2018, August 2018.
- M. A. Rohrdanz, W. Zheng, M. Maggioni, and C. Clementi. Determination of reaction coordinates via locally scaled diffusion map. *The Journal of chemical physics*, 134(12), 2011.
- Mary A. Rohrdanz, Wenwei Zheng, and Cecilia Clementi. Discovering mountain passes via torchlight: Methods for the definition of reaction coordinates and pathways in complex macromolecular reactions. *Annual Review of Physical Chemistry*.64:295-316, 64:295–316, 2013.
- Sam Roweis and Lawrence Saul. Nonlinear dimensionality reduction by locally linear embedding. *Science*, 290(5500):2323–2326, December 2000.
- Samuel Rudy, Alessandro Alla, Steven L Brunton, and J Nathan Kutz. Data-Driven identification of parametric partial differential equations. *SIAM J. Appl. Dyn. Syst.*, 18(2):643–660, January 2019.
- Lawrence K. Saul and Sam T. Roweis. Think globally, fit locally: Unsupervised learning of low dimensional manifolds. *J. Mach. Learn. Res.*, 4:119–155, December 2003. ISSN 1532-4435. doi: 10.1162/153244304322972667. URL <https://doi.org/10.1162/153244304322972667>.
- Scott Shaobing Chen and David L. Donoho and Michael A. Saunders. Atomic decomposition by basis pursuit. *SIAM REVIEW*, 43(1):129, February 2001.
- Weimin Sheng. Section 5. geodesics and the exponential map, December 2009.
- Ankita Shukla, Shagun Uppal, Sarthak Bhagat, Saket Anand, and Pavan Turaga. Geometry of deep generative models for disentangled representations. February 2019.
- Hythem Sidky, Wei Chen, and Andrew L Ferguson. Machine learning for collective variable discovery and enhanced sampling in biomolecular simulation. *Mol. Phys.*, 118(5):e1737742, March 2020.
- Christopher D Sogge. *Hangzhou Lectures on Eigenfunctions of the Laplacian*. Princeton University Press, 2014.

- Z Szabo, B Poczos, and A Lorincz. Online group-structured dictionary learning. In *CVPR 2011*, pages 2865–2872, 2011. doi: 10.1109/CVPR.2011.5995712.
- Yee Whye Teh and Sam T. Roweis. Automatic alignment of local representations. In *NIPS*, 2002.
- Daniel Ting, Ling Huang, and Michael I. Jordan. An analysis of the convergence of graph laplacians. In *Proceedings of the 27th International Conference on Machine Learning (ICML-10)*, pages 1079–1086, 2010. URL <http://www.icml2010.org/papers/554.pdf>.
- Martin J. Wainwright. Sharp thresholds for high-dimensional and noisy sparsity recovery using ℓ_1 -constrained quadratic programming (lasso). *IEEE Transactions on Information Theory*, 55:2183–2202, 2009.
- Yihang Wang, João Marcelo Lamim Ribeiro, and Pratyush Tiwary. Past-future information bottleneck for sampling molecular reaction coordinate simultaneously with thermodynamics and kinetics. *Nat. Commun.*, 10(1):3573, August 2019.
- Q Wu, J Guinney, M Maggioni, and S Mukherjee. Learning gradients: predictive models that infer geometry and statistical dependence. *J. Mach. Learn. Res.*, 2010.
- Tian Xie, Arthur France-Lanord, Yanming Wang, Yang Shao-Horn, and Jeffrey C Grossman. Graph dynamical networks for unsupervised learning of atomic scale dynamics in materials. *Nat. Commun.*, 10(1):2667, June 2019.
- Greg Yang. Tensor programs II: Neural tangent kernel for any architecture. June 2020.
- M Yuan and Y Lin. Model selection and estimation in regression with grouped variables. *J. R. Stat. Soc. Series B Stat. Methodol.*, 2006.
- S Zelditch. Quantum ergodicity and mixing of eigenfunctions. In *Encyclopedia of Mathematical Physics*, pages 183–196. Elsevier, 2006.
- Shu Zhang, Yueli Cui, Xinyi Ma, Jun Yong, Liying Yan, Ming Yang, Jie Ren, Fuchou Tang, Lu Wen, and Jie Qiao. Single-cell transcriptomics identifies divergent developmental lineage trajectories during human pituitary development. *Nat. Commun.*, 11(1):5275, October 2020.
- Zhenyue Zhang and Hongyuan Zha. Principal manifolds and nonlinear dimensionality reduction via tangent space alignment. *SIAM J. Scientific Computing*, 26(1):313–338, 2004.
- Peng Zhao and Bin Yu. On model selection consistency of lasso. *J. Mach. Learn. Res.*, 7:2541–2563, 2006.
- Vladimir A. Zorich. *Mathematical Analysis I*. Springer-Verlag Berlin Heidelberg, 2004.
- Hui Zou. The adaptive lasso and its oracle properties. *J. Am. Stat. Assoc.*, 101(476):1418–1429, December 2006.

References

- Eddie Aamari and Clément Levrard. Nonasymptotic rates for manifold, tangent space and curvature estimation. *Ann. Stat.*, 47(1):177–204, February 2019.
- Matthew A. Addicoat and Michael A. Collins. Potential energy surfaces: the forces of chemistry. In Mark Brouard and Claire Vallance, editors, *Tutorials in Molecular Reaction Dynamics*, chapter 2, pages 28–49. Royal Society of Chemistry Publishing, London, 2010.
- Julius Adebayo, Justin Gilmer, Michael Muelly, Ian Goodfellow, Moritz Hardt, and Been Kim. Sanity checks for saliency maps. October 2018.
- El-Ad David Amir, Kara L Davis, Michelle D Tadmor, Erin F Simonds, Jacob H Levine, Sean C Bendall, Daniel K Shenfeld, Smita Krishnaswamy, Garry P Nolan, and Dana Pe’er. viSNE enables visualization of high dimensional single-cell data and reveals phenotypic heterogeneity of leukemia. *Nat. Biotechnol.*, 31(6):545–552, June 2013.

- Anil Aswani, Peter Bickel, and Claire Tomlin. Regression on manifolds: Estimation of the exterior derivative. March 2011.
- M. Belkin and P. Niyogi. Laplacian eigenmaps and spectral techniques for embedding and clustering. In *Advances in Neural Information Processing Systems 14*, Cambridge, MA, 2002. MIT Press.
- Richard L Bishop. Riemannian geometry. March 2013.
- Michael R Blanton and Matthew A Bershad. Sloan digital sky survey IV: Mapping the milky way, nearby galaxies, and the distant universe.
- K. J. Bowers, D. E. Chow, H. Xu, R. O. Dror, M. P. Eastwood, B. A. Gregersen, J. L. Klepeis, I. Kolossvary, M. A. Moraes, F. D. Sacerdoti, J. K. Salmon, Y. Shan, and D. E. Shaw. Scalable algorithms for molecular dynamics simulations on commodity clusters. In *SC '06: Proceedings of the 2006 ACM/IEEE Conference on Supercomputing*, pages 43–43, 2006. doi: 10.1109/SC.2006.54.
- Stephen Boyd and Lieven Vandenberghe. *Convex Optimization*. Cambridge University Press, USA, 2004. ISBN 0521833787.
- Patrick Breheny and Jian Huang. COORDINATE DESCENT ALGORITHMS FOR NONCONVEX PENALIZED REGRESSION, WITH APPLICATIONS TO BIOLOGICAL FEATURE SELECTION. *Ann. Appl. Stat.*, 5(1):232–253, January 2011.
- Steven L. Brunton, Joshua L. Proctor, and J. Nathan Kutz. Discovering governing equations from data by sparse identification of nonlinear dynamical systems. *Proceedings of the National Academy of Sciences*, 113(15):3932–3937, 2016. ISSN 0027-8424. doi: 10.1073/pnas.1517384113. URL <http://www.pnas.org/content/113/15/3932>.
- Kathleen Champion, Bethany Lusch, J Nathan Kutz, and Steven L Brunton. Data-driven discovery of coordinates and governing equations. *Proc. Natl. Acad. Sci. U. S. A.*, 116(45):22445–22451, November 2019.
- Guangliang Chen, Anna V. Little, and Mauro Maggioni. *Multi-Resolution Geometric Analysis for Data in High Dimensions*, pages 259–285. Birkhäuser Boston, Boston, 2013. ISBN 978-0-8176-8376-4. doi: 10.1007/978-0-8176-8376-4-13. URL <https://doi.org/10.1007/978-0-8176-8376-4-13>.
- Scott Shaobing Chen, David L Donoho, and Michael A Saunders. Atomic decomposition by basis pursuit. *SIAM J. Sci. Comput.*, 20(1):33–61, January 1998.
- Xi Chen, Yan Duan, Rein Houthoofd, John Schulman, Ilya Sutskever, and Pieter Abbeel. InfoGAN: Interpretable representation learning by information maximizing generative adversarial nets. June 2016.
- Yu-Chia Chen and Marina Meilă. Selecting the independent coordinates of manifolds with large aspect ratios. July 2019.
- Yu-Chia Chen, James McQueen, Samson J. Koelle, Marina Meila, Stefan Chmiela, and Alexandre Tkatchenko. Modern manifold learning methods for md data – a step by step procedural overview. www.stat.washington.edu/mmp/Papers/mlcules-arxiv.pdf, July 2019.
- Stefan Chmiela, Alexandre Tkatchenko, Huziel Sauceda, Igor Poltavsky, Kristof T. Schütt, and Klaus-Robert Müller. Machine learning of accurate energy-conserving molecular force fields. *Science Advances*, March 2017.
- C. Clementi, H. Nymeyer, and J.N. Onuchic. Topological and energetic factors: what determines the structural details of the transition state ensemble and “en-route” intermediates for protein folding? an investigation for small globular proteins. *Journal of molecular biology*, 2000. says topology (of protein) more important than energy wells.
- R. R. Coifman and S. Lafon. Diffusion maps. *Applied and Computational Harmonic Analysis*, 30(1):5–30, 2006.

- R. R. Coifman, S. Lafon, A. Lee, Maggioni, Warner, and Zucker. Geometric diffusions as a tool for harmonic analysis and structure definition of data: Diffusion maps. In *Proceedings of the National Academy of Sciences*, pages 7426–7431, 2005.
- P. Constantine, E. Dow, and Q. Wang. Active subspace methods in theory and practice: Applications to kriging surfaces. *SIAM Journal on Scientific Computing*, 36(4):A1500–A1524, 2014. doi: 10.1137/130916138. URL <https://doi.org/10.1137/130916138>.
- Carmeline J. Dsilva, Ronen Talmon, Neta Rabin, Ronald R. Coifman, and Ioannis G. Kevrekidis. Nonlinear intrinsic variables and state reconstruction in multiscale simulations. *The Journal of Chemical Physics*, 139(18):184109, 2013. doi: 10.1063/1.4828457. URL <https://doi.org/10.1063/1.4828457>.
- Carmeline J Dsilva, Ronen Talmon, Ronald R Coifman, and Ioannis G Kevrekidis. Parsimonious representation of nonlinear dynamical systems through manifold learning: A chemotaxis case study. *Appl. Comput. Harmon. Anal.*, 44(3):759–773, May 2018.
- Bradley Efron, Trevor Hastie, Iain Johnstone, Robert Tibshirani, and Others. Least angle regression. *Ann. Stat.*, 32(2):407–499, 2004.
- M.K. Elyaderani, S.Jain, J.M.Druce, S.Gonella, and J.D.Haupt. Improved support recovery guarantees for the group lasso with applications to structural health monitoring. *CoRR*, abs/1708.08826, 2017.
- Jianqing Fan and Runze Li. Variable selection via nonconcave penalized likelihood and its oracle properties. *J. Am. Stat. Assoc.*, 96(456):1348–1360, December 2001.
- Giacomo Fiorin, Michael L Klein, and Jérôme Hénin. Using collective variables to drive molecular dynamics simulations. *Mol. Phys.*, 111(22-23):3345–3362, December 2013.
- Kelly L Fleming, Pratyush Tiwary, and Jim Pfaendtner. New approach for investigating reaction dynamics and rates with ab initio calculations. *J. Phys. Chem. A*, 120(2):299–305, January 2016.
- C W Gear. Parameterization of non-linear manifolds. August 2012.
- Trevor Hastie and Robert Tibshirani. *Statistical learning with sparsity : the lasso and generalizations*. Monographs on statistics and applied probability, no. 143. CRC Press, special indian ed. edition, 2015.
- Stefan Haufe, Vadim V Nikulin, Andreas Ziehe, Klaus-Robert Müller, and Guido Nolte. Estimating vector fields using sparse basis field expansions. In D Koller, D Schuurmans, Y Bengio, and L Bottou, editors, *Advances in Neural Information Processing Systems 21*, pages 617–624. Curran Associates, Inc., 2009.
- Matthias Hein, Jean-Yves Audibert, and Ulrike von Luxburg. From graphs to manifolds - weak and strong pointwise consistency of graph laplacians. In *Learning Theory, 18th Annual Conference on Learning Theory, COLT 2005, Bertinoro, Italy, June 27-30, 2005, Proceedings*, pages 470–485, 2005. doi: 10.1007/11503415_32. URL http://dx.doi.org/10.1007/11503415_32.
- Matthias Hein, Jean-Yves Audibert, and Ulrike von Luxburg. Graph laplacians and their convergence on random neighborhood graphs. *Journal of Machine Learning Research*, 8:1325–1368, 2007. URL <http://dl.acm.org/citation.cfm?id=1314544>.
- Eric J Heller. The correspondence principle and intramolecular dynamics. *Faraday Discuss. Chem. Soc.*, 75(0):141–153, January 1983.
- Charles A Herring, Amrita Banerjee, Eliot T McKinley, Alan J Simmons, Jie Ping, Joseph T Roland, Jeffrey L Franklin, Qi Liu, Michael J Gerdes, Robert J Coffey, and Ken S Lau. Unsupervised trajectory analysis of Single-Cell RNA-Seq and imaging data reveals alternative tuft cell origins in the gut. *Cell Syst*, 6(1):37–51.e9, January 2018.
- Tim Hesterberg, Nam Hee Choi, Lukas Meier, and Chris Fraley. Least angle and ℓ_1 penalized regression: A review. February 2008.

- Huan Xu, C Caramanis, and S Mannor. Sparse algorithms are not stable: A No-Free-Lunch theorem. *IEEE Trans. Pattern Anal. Mach. Intell.*, 34(1):187–193, January 2012.
- Mainak Jas, Titipat Achakulvisut, Aid Idrizović, Daniel E Acuna, Matthew Antalek, Vinicius Marques, Tommy Odland, Ravi Prakash Garg, Mayank Agrawal, Yu Umegaki, Peter Foley, Hugo L Fernandes, Drew Harris, Beibin Li, Olivier Pieters, Scott Otterson, Giovanni De Toni, Chris Rodgers, Eva Dyer, Matti Hamalainen, Konrad Kording, and Pavan Ramkumar. Pyglmnet: Python implementation of elastic-net regularized generalized linear models, February 2020.
- Dominique Joncas, Marina Meila, and James McQueen. Improved graph laplacian via geometric Self-Consistency. In I Guyon, U V Luxburg, S Bengio, H Wallach, R Fergus, S Vishwanathan, and R Garnett, editors, *Advances in Neural Information Processing Systems 30*, pages 4457–4466. Curran Associates, Inc., 2017.
- D G Kendall. A survey of the statistical theory of shape. *Stat. Sci.*, 1989.
- Matthäus Kleindessner and Ulrike von Luxburg. Dimensionality estimation without distances. In *AISTATS*, 2015.
- Mario Krenn, Florian Häse, Akshatkumar Nigam, Pascal Friederich, and Alan Aspuru-Guzik. Self-referencing embedded strings (SELFIES): A 100% robust molecular string representation. *Mach. Learn.: Sci. Technol.*, 1(4):045024, October 2020.
- N P Landsman. Between classical and quantum? <http://philsci-archive.pitt.edu/2328/1/handbook.pdf>. Accessed: 2021-1-25.
- Johannes Lederer and Christian Müller. Don’t fall for tuning parameters: Tuning-free variable selection in high dimensions with the TREX. *Proceedings of the Twenty-Ninth AAAI Conference on Artificial Intelligenc*, January 2015.
- John M. Lee. *Introduction to Smooth Manifolds*. Springer-Verlag New York, 2003.
- Zinan Lin, Kiran Koshy Thekumparampil, Giulia Fanti, and Sewoong Oh. InfoGAN-CR and ModelCentrality: Self-supervised model training and selection for disentangling GANs. June 2019.
- Chuanjiang Luo, Issam Safa, and Yusu Wang. Approximating gradients for meshes and point clouds via diffusion metric. *Comput. Graph. Forum*, 28(5):1497–1508, July 2009.
- J. McQueen, M. Meila, J. VanderPlas, and Z. Zhang. megaman: Manifold Learning with Millions of points. *ArXiv e-prints*, March 2016.
- Marina Meila, Samson Koelle, and Hanyu Zhang. A regression approach for explaining manifold embedding coordinates. (1811.11891), 2018. URL <http://arxiv.org/abs/1811.11891>.
- Nicolai Meinshausen. Relaxed lasso. *Comput. Stat. Data Anal.*, 52(1):374–393, September 2007.
- Nicolai Meinshausen and Peter Bühlmann. Stability selection: Stability selection. *J. R. Stat. Soc. Series B Stat. Methodol.*, 72(4):417–473, July 2010.
- Kitty Mohammed and Hariharan Narayanan. Manifold learning using kernel density estimation and local principal components analysis. *arxiv*, 1709.03615, 2017.
- Sayan Mukherjee and Ding-Xuan Zhou. Learning coordinate covariances via gradients. *J. Mach. Learn. Res.*, 7(Mar):519–549, 2006.
- Frank Noé and Cecilia Clementi. Collective variables for the study of long-time kinetics from molecular trajectories: theory and methods. *Curr. Opin. Struct. Biol.*, 43:141–147, April 2017.
- Guillaume Obozinski, Martin J. Wainwright, and Michael I. Jordan. Support union recovery in high-dimensional multivariate regression. *The Annals of Statistics*, 39(1):1–47, 2011. ISSN 00905364. URL <http://www.jstor.org/stable/29783630>.

- Shashank Pant, Zachary Smith, Yihang Wang, Emad Tajkhorshid, and Pratyush Tiwary. Confronting pitfalls of AI-augmented molecular dynamics using statistical physics. *J. Chem. Phys.*, 153(23):234118, December 2020.
- Adam Paszke, Sam Gross, Francisco Massa, Adam Lerer, James Bradbury, Gregory Chanan, Trevor Killeen, Zeming Lin, Natalia Gimelshein, Luca Antiga, Alban Desmaison, Andreas Köpf, Edward Yang, Zach DeVito, Martin Raison, Alykhan Tejani, Sasank Chilamkurthy, Benoit Steiner, Lu Fang, Junjie Bai, and Soumith Chintala. PyTorch: An imperative style, High-Performance deep learning library. December 2019.
- Dominique Perrault-Joncas and Marina Meila. Non-linear dimensionality reduction: Riemannian metric estimation and the problem of geometric discovery. May 2013.
- D. Perrault-Joncas and M. Meila. Non-linear dimensionality reduction: Riemannian metric estimation and the problem of geometric discovery. *ArXiv e-prints*, May 2013.
- Nikita Puchkin and Vladimir Spokoiny. Structure-adaptive manifold estimation. June 2019.
- Lele Qu, Shimiao An, Tianhong Yang, and Yanpeng Sun. Group sparse basis pursuit denoising reconstruction algorithm for polarimetric Through-the-Wall radar imaging. *Int. J. Antennas Propag.*, 2018, August 2018.
- M. A. Rohrdanz, W. Zheng, M. Maggioni, and C. Clementi. Determination of reaction coordinates via locally scaled diffusion map. *The Journal of chemical physics*, 134(12), 2011.
- Mary A. Rohrdanz, Wenwei Zheng, and Cecilia Clementi. Discovering mountain passes via torchlight: Methods for the definition of reaction coordinates and pathways in complex macromolecular reactions. *Annual Review of Physical Chemistry*.64:295-316, 64:295–316, 2013.
- Sam Roweis and Lawrence Saul. Nonlinear dimensionality reduction by locally linear embedding. *Science*, 290(5500):2323–2326, December 2000.
- Samuel Rudy, Alessandro Alla, Steven L Brunton, and J Nathan Kutz. Data-Driven identification of parametric partial differential equations. *SIAM J. Appl. Dyn. Syst.*, 18(2):643–660, January 2019.
- Lawrence K. Saul and Sam T. Roweis. Think globally, fit locally: Unsupervised learning of low dimensional manifolds. *J. Mach. Learn. Res.*, 4:119–155, December 2003. ISSN 1532-4435. doi: 10.1162/153244304322972667. URL <https://doi.org/10.1162/153244304322972667>.
- Scott Shaobing Chen and David L. Donoho and Michael A. Saunders. Atomic decomposition by basis pursuit. *SIAM REVIEW*, 43(1):129, February 2001.
- Weimin Sheng. Section 5. geodesics and the exponential map, December 2009.
- Ankita Shukla, Shagun Uppal, Sarthak Bhagat, Saket Anand, and Pavan Turaga. Geometry of deep generative models for disentangled representations. February 2019.
- Hythem Sidky, Wei Chen, and Andrew L Ferguson. Machine learning for collective variable discovery and enhanced sampling in biomolecular simulation. *Mol. Phys.*, 118(5):e1737742, March 2020.
- Christopher D Sogge. *Hangzhou Lectures on Eigenfunctions of the Laplacian*. Princeton University Press, 2014.
- Z Szabo, B Poczos, and A Lorincz. Online group-structured dictionary learning. In *CVPR 2011*, pages 2865–2872, 2011. doi: 10.1109/CVPR.2011.5995712.
- Yee Whye Teh and Sam T. Roweis. Automatic alignment of local representations. In *NIPS*, 2002.
- Daniel Ting, Ling Huang, and Michael I. Jordan. An analysis of the convergence of graph laplacians. In *Proceedings of the 27th International Conference on Machine Learning (ICML-10)*, pages 1079–1086, 2010. URL <http://www.icml2010.org/papers/554.pdf>.
- Martin J. Wainwright. Sharp thresholds for high-dimensional and noisy sparsity recovery using ℓ_1 -constrained quadratic programming (lasso). *IEEE Transactions on Information Theory*, 55:2183–2202, 2009.

- Yihang Wang, João Marcelo Lamim Ribeiro, and Pratyush Tiwary. Past-future information bottleneck for sampling molecular reaction coordinate simultaneously with thermodynamics and kinetics. *Nat. Commun.*, 10(1):3573, August 2019.
- Q Wu, J Guinney, M Maggioni, and S Mukherjee. Learning gradients: predictive models that infer geometry and statistical dependence. *J. Mach. Learn. Res.*, 2010.
- Tian Xie, Arthur France-Lanord, Yanming Wang, Yang Shao-Horn, and Jeffrey C Grossman. Graph dynamical networks for unsupervised learning of atomic scale dynamics in materials. *Nat. Commun.*, 10(1):2667, June 2019.
- Greg Yang. Tensor programs II: Neural tangent kernel for any architecture. June 2020.
- M Yuan and Y Lin. Model selection and estimation in regression with grouped variables. *J. R. Stat. Soc. Series B Stat. Methodol.*, 2006.
- S Zelditch. Quantum ergodicity and mixing of eigenfunctions. In *Encyclopedia of Mathematical Physics*, pages 183–196. Elsevier, 2006.
- Shu Zhang, Yueli Cui, Xinyi Ma, Jun Yong, Liying Yan, Ming Yang, Jie Ren, Fuchou Tang, Lu Wen, and Jie Qiao. Single-cell transcriptomics identifies divergent developmental lineage trajectories during human pituitary development. *Nat. Commun.*, 11(1):5275, October 2020.
- Zhenyue Zhang and Hongyuan Zha. Principal manifolds and nonlinear dimensionality reduction via tangent space alignment. *SIAM J. Scientific Computing*, 26(1):313–338, 2004.
- Peng Zhao and Bin Yu. On model selection consistency of lasso. *J. Mach. Learn. Res.*, 7:2541–2563, 2006.
- Vladimir A. Zorich. *Mathematical Analysis I*. Springer-Verlag Berlin Heidelberg, 2004.
- Hui Zou. The adaptive lasso and its oracle properties. *J. Am. Stat. Assoc.*, 101(476):1418–1429, December 2006.

Appendix A. Approximating the logarithmic map by orthogonal projection

In this appendix, we illustrate the details of the approximation to logarithmic map by orthogonal projection in section 3.4. We assume that \mathcal{M} is a submanifold isometrically embedded in \mathbb{R}^D . Also \mathcal{M} is assumed to be at least C^4 and compact. The function ϕ is assumed to be at least C^3 .

Let $\gamma(s)$ be the geodesic pass through a point ξ at $s = 0$ and a different point ξ' in \mathcal{M} for some $s > 0$, where s is the arc length parameter of the geodesic. Then, the *logarithmic map* (?) of ξ' w.r.t. to ξ is defined as the vector $l := s\gamma'(0) \in \mathcal{T}_\xi\mathcal{M}$. We denote it by $\log_\xi \xi'$. Also, denote by u the orthogonal projection $\text{Proj}_{\mathcal{T}_\xi\mathcal{M}}(\xi' - \xi)$. Then,

Proposition 9 *For all ξ not on the boundary of \mathcal{M} and all ξ' such that $\|\xi' - \xi\| \leq r$ for some $r > 0$, it holds that*

$$\|\text{Proj}_{\mathcal{T}_\xi\mathcal{M}}(\xi' - \xi) - \log_\xi \xi'\| = o(r), \quad \|\text{Proj}_{\mathcal{T}_{\phi(\xi)}\phi(\mathcal{M})}(\phi(\xi') - \phi(\xi)) - \log_{\phi(\xi)} \phi(\xi')\| = o(r)$$

.

Proof

This proposition follows the results in Appendix B. in Coifman and Lafon (2006). First, from the assumption it follows that the geodesic $\gamma \in C^3$. The Christofel symbol will be C^3 if the manifold is C^4 . And hence the solution of geodesic equation will be C^3 according to standard ODE theory.

Therefore by Taylor expansion, $\gamma(s) = \gamma(0) + s\gamma'(0) + \frac{s^2}{2}\gamma^{(2)}(0) + \frac{\gamma^{(3)}(\tilde{s})}{6}s^3$, where $\tilde{s} \in (0, s)$. Recall that $\gamma^{(2)}$ is a vector orthogonal to $\mathcal{T}_\xi\mathcal{M}$ for a geodesic; moreover, when the manifold \mathcal{M} is C^3 and compact, the magnitudes of $\gamma^{(3)}$ is uniformly bounded on \mathcal{M} . Note that $\gamma(0) = \xi, \gamma(s) = \xi'$, so $\xi' - \xi = l + O(s^3)$, i.e. $l = \xi' - \xi + O(s^3)$.

Lemma 7 in Coifman and Lafon (2006) implies $\|u\|^2 = s^2 + O(r^4)$. Therefore, $s^2 = \|u\|^2 + O(r^4) \leq \|\xi - \xi'\|^2 + O(r^4) \leq r^2 + O(r^4) = O(r^2)$. Hence, $s^3 = O(r^3)$. Now consider l, u and $\xi' - \xi$ as points in \mathbb{R}^D . We have that $\|\xi' - \xi - u\| \leq \|\xi' - \xi - l\|$, and by triangle inequality, $\|l - u\| \leq \|\xi' - \xi - u\| + \|\xi' - \xi - l\| \leq 2\|\xi' - \xi - l\| = o(r)$. Hence, we have shown the first part of the desired result.

Now we turn to $\text{Proj}_{\mathcal{T}_{\phi(\xi)}}(\phi(\xi') - \phi(\xi))$. In the pushforward Riemannian metric G , $\phi(\gamma)$ is the geodesic between $\phi(\xi)$ and $\phi(\xi')$ in $\phi(\mathcal{M})$. When \mathcal{M} is compact, and $\phi \in C^3(\mathcal{M})$, then ϕ and the derivatives $\phi'_{1:m}$ are uniformly continuous, hence the derivatives of $\phi(\gamma)$ remain bounded by the derivatives of γ , and $\|\phi(\xi') - \phi(\xi)\| = O(r)$. Therefore, we can apply the previous argument to complete the proof. \blacksquare

Appendix B. The shape space

Here we define the shape space, and show how to obtain the gradient of a function g_j of a molecular configuration, at a non-singular point, in the tangent bundle of this space.

We define the *shape space*

$$\Sigma_3^{N_a} = \mathbb{R}^{3N_a} / (E(3) \times \mathbb{R}^+),$$

where $E(3)$ is the three dimensional Euclidean group composed of rigid rotations and translations in \mathbb{R}^3 , and \mathbb{R}^+ is a dilation factor relative to the mean position of the N_a atoms. That is, $\Sigma_3^{N_a}$ is the space of positions of N_a atoms in \mathbb{R}^3 with equivalences given by translation, rotation, and dilation. Away from singularities of measure zero, $\Sigma_3^{N_a}$ is a Riemannian manifold (Addicoat and Collins, 2010).

Denote the Euclidean coordinates of \mathbb{R}^{3N_a} by r , and the Euclidean position of each data point by r_i . Recall that we compute $a_i = a(r_i)$ for $i \in 1, \dots, n$, where a is the vector-valued function

$$a : \mathbb{R}^{3N_a} \rightarrow \mathbb{R}^3 \binom{N_a}{3}$$

that computes the angles formed by all triples of atoms in the molecule. This angular featurization of the data respects the symmetries of the shape space, and embeds the shape space. We compute bases for the tangent spaces of $\Sigma_3^{N_a}$ as follows. For every analyzed point i , we compute the matrix of partial derivatives, also known as the Wilson B-matrix,

$$W_i = \frac{\partial a}{\partial r}(r_i) \in \mathbb{R}^{3N_a \times \mathbb{R}^3 \binom{N_a}{3}}.$$

Note that W_i is the transpose Jacobian of a . This computation is done using automatic differentiation. We then calculate the reduced Singular Value Decomposition

$$W_i = U_i \Lambda_i V_i^T$$

where Λ_i is a diagonal matrix of dimension $3N_a - 7$, containing the non-zero singular values of W_i . A deductive explanation for the rank of W_i is that translation, rotation, and dilation correspond to a total of 7 degrees of freedom. The $3N_a - 7$ corresponding singular vectors in V_i are a basis for the tangent space $\mathcal{T}_i \Sigma_3^{N_a}$ in $\mathbb{R}^3 \binom{N_a}{3}$ (Addicoat and Collins, 2010). Let $a_i = a(r_i)$ for $i \in 1, \dots, n$. We can then project

$$\text{grad}_{\Sigma_3^{N_a}} g_j(a_i) = V_i V_i^T \nabla_a g_j(a_i),$$

where $\nabla_a g_j(a_i)$ is obtained with automatic differentiation using a close-form expression for the dictionary function in the angular coordinates a of $\mathbb{R}^3 \binom{N_a}{3}$, and $\text{grad}_{\Sigma_3^{N_a}}$ is the gradient on the shape manifold in the angular coordinates.

Recall that we apply Principal Component Analysis to the angular features matrix $a_{1:n} \in \mathbb{R}^{n \times D}$. To perform PCA, we use Singular Value Decomposition:

$$a_{1:n} = M \Pi N^T.$$

Denote by P the matrix formed with the first D columns of N ; P projects the angular features into a lower dimension space that reduces redundancy while capturing the vast majority of the variability. That is,

$$\xi_i = a_i P, \text{ for } i = 1, \dots, n.$$

The gradient of g_j with respect to coordinates ξ are given by

$$\text{grad}_{\xi} g_j(\xi_i) = P^T \text{grad}_{\Sigma_3^{N_a}} g_j(a_i).$$

We use $\text{grad}_{\xi} g_j(\xi_i)$ as $\nabla_{\xi} g_j(\xi_i)$ in MANIFOLDLASSO.

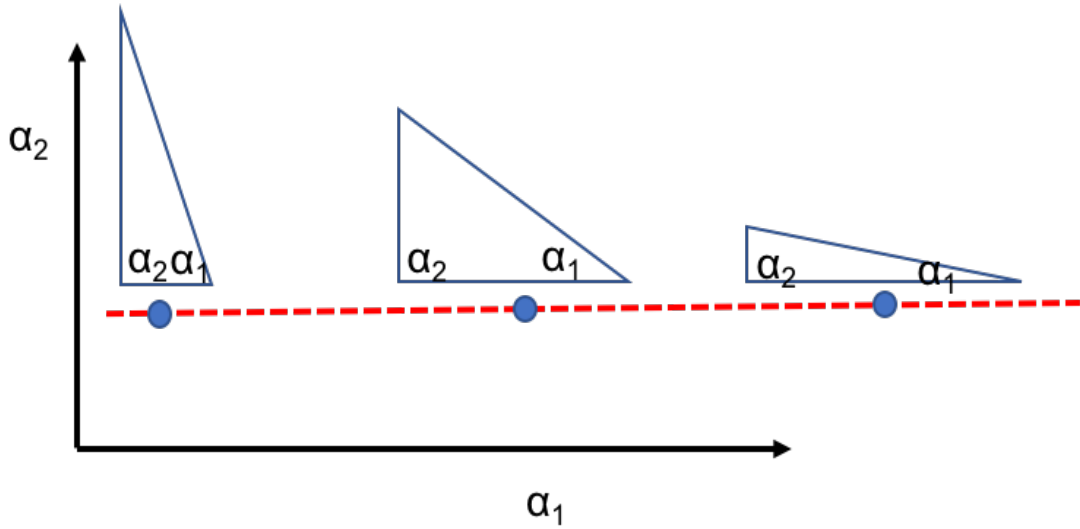


Figure 7: This diagram shows a simplified representation of the neighborhood of a point in the shape space Σ_2^3 . Up to rotation, dilation, and translation, the shape of a triangle is determined by two angles, so we can see that this is a two-dimensional space. The diagram represents the logarithmic map of a region of Σ_2^3 , with the red line indicating the logarithmic map of the subspace of right triangles, in a coordinate system given by α_1 and α_2 , two angles in the triangle.

Appendix C. Torsion Computation

For molecular dynamics analyses, our dictionary \mathcal{G} consists of bond torsions g (see Figure 1), which are computed from planar angles of the faces of the circumscribing triangles. These gradients are obtained using automatic differentiation in Pytorch. Diagrams 8 - 10 imply the identities of the bonds input as functional dictionaries to MANIFOLDLASSO as a priori-known dictionaries: for these a priori dictionaries, only torsions explicitly shown by 3 ordered line segments are included. For example, in Figure , the ordered atom 4-tuple [9, 3, 1, 5] describes a torsion corresponding to the hydroxyl rotor containing the red oxygen.

As described in Section 6.2, association of an ordered atom 4-tuple (A, B, C, D) to a torsion $g(A, B, C, D)$ (where B and C are central, and A and D distal) is not unique. This is a separate issue from that of merely collinear torsions, and reflects the basic geometric properties of the analysis. There is an equivalence

$$g(A, B, C, D) = g(A, C, B, D) = g(D, C, B, A) = g(D, B, C, A).$$

For example, if [9, 3, 1, 5] is explicitly included in our dictionary, then [5, 1, 3, 9] is not, since these are in fact the same function. Thus, each set of 4 atoms defines 6 torsions upon ordering, since we have $\binom{4}{4}$ ordered 4-tuples, and equivalences of groups of 4. This is understandable geometrically by the fact that a tetrahedron (the shape defined by 4 points) has 6 edges, and therefore 6 torsions.

The following figures show zoomed in versions of the molecules with atomic numberings.

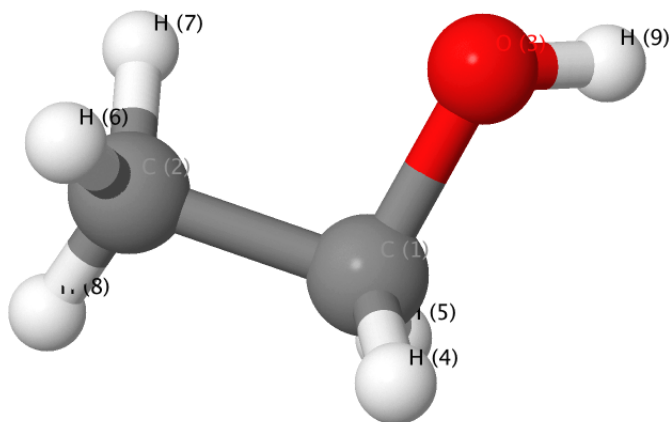


Figure 8: Bond diagram of ethanol.

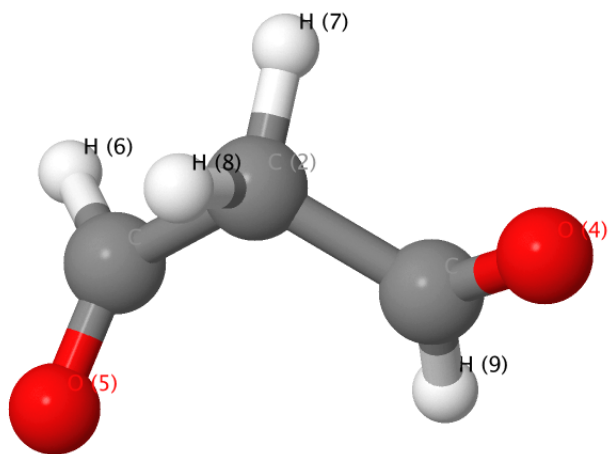


Figure 9: Bond diagram of malonaldehyde

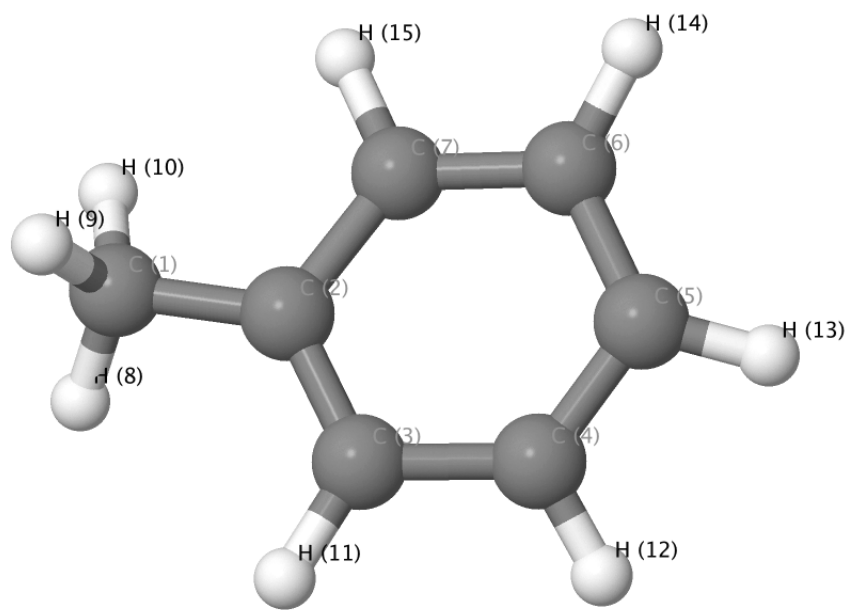


Figure 10: Bond diagram of toluene.

Appendix D. Feature space

In order to demonstrate the multiscale non-i.i.d. noise and non-trivial topology and geometry of our data in the PCA feature space, we display scatterplots of pairs of the top features in our feature space \mathbb{R}^D containing data points ξ . Recall that PCA is applied as a preprocessing step prior to MANIFOLDLASSO, and so the PCA coordinates therefore form our feature space. PCA coordinates have a natural ordering given by their corresponding eigenvalues, and so we are able to plot the 'top' coordinates. Note also that the manifolds are relatively thin in comparison to some noise dimensions; in other words the manifold *reach* is of the same scale as the noise.

Top 6 coordinates in Toluene

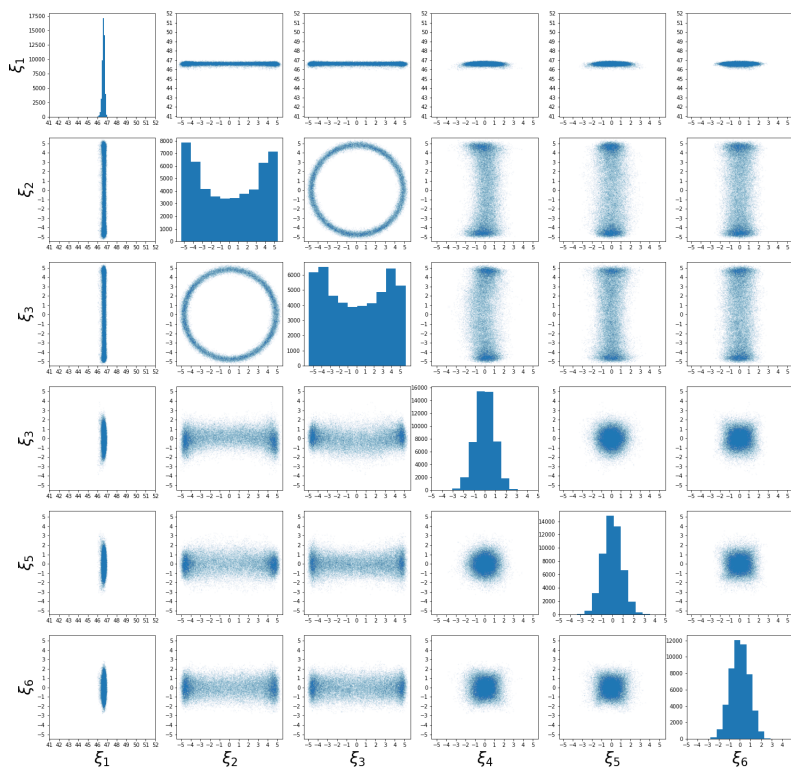


Figure 11: First 6 coordinates in \mathbb{R}^D output by PCA for Toluene.

Top 6 coordinates in Ethanol

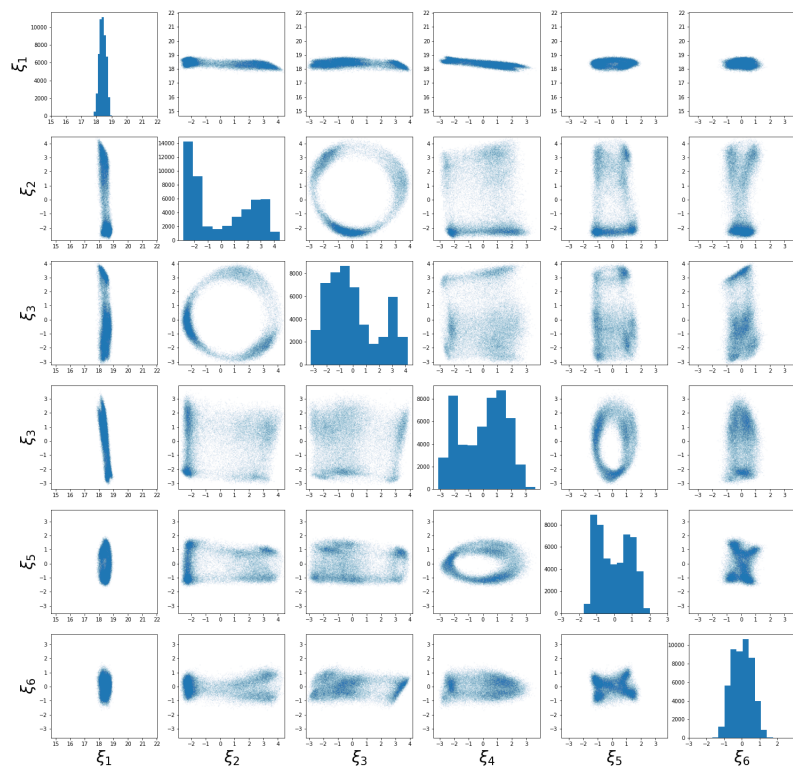


Figure 12: First 6 coordinates in \mathbb{R}^D output by PCA for Ethanol.

Top 6 coordinates in Malonaldehyde

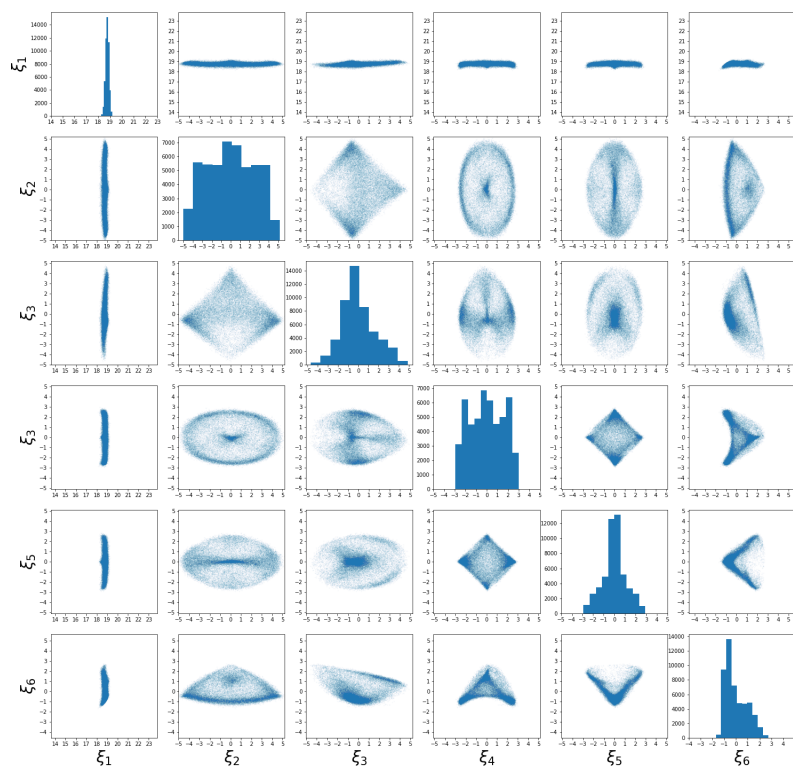


Figure 13: First 6 coordinates in \mathbb{R}^D output by PCA for Malonaldehyde.

Appendix E. Group sparse basis pursuit

As mentioned in section 3.6, the combinatorial *group sparse basis pursuit problem*

$$\arg \min_{\beta: s=d} \sum_{j=1}^p \|\beta_j\| \text{s.t.} \text{ grad } \phi_k(\xi_i) = \sum_{j=1}^p \beta_{ijk} \text{ grad}_{T_i^{\mathcal{M}}} g_j(\xi_i) \quad \text{for all } i = 1 : n, \text{ and } k = 1 : m. \quad (58)$$

has a natural duality with our approach. That is, for each value of λ , there is a corresponding constraint ball of radius ϵ such the solution of the lasso problem is also the solution of the

$$\arg \min_{\beta} \sum_{j=1}^p \|\beta_j\| \text{s.t.} \sum_{i=1}^n \sum_{k=1}^m \|\text{ grad } \phi_k(\xi_i) - \sum_{j=1}^p \beta_{ijk} \text{ grad}_{T_i^{\mathcal{M}}} g_j(\xi_i)\|_2^2 < \epsilon. \quad (59)$$

This is a combinatorial problem without restriction on the cardinality of the selected support. It can be exactly solved using the convex regularized approach.

This cardinality-unrestricted version of Program (58) has several interesting properties (?). First, it favors gradients that are orthogonal and evenly varying. This matches our intuitively notion of what is a “good” explanation and mathematically corresponds to the notion of isometry. Second, it has a clear but not entirely obvious relation to the l_2 error of our method applied to gradients in \mathbb{R}^D rather than \mathbb{R}^d , in the sense that dictionary functions which are non-tangent to \mathcal{M} will accrue a higher penalty. Third, expected minimizers of such dual problems are used to define optima for sparse estimation ?. We can thus use the empirical estimate of this minimizer in the cardinality-restricted setting to provide a useful notion of what is a “good” support beyond simply having low pairwise collinearity.

Compared with the standard duality, the major distinguishing feature of our support recovery setup is our theoretical knowledge of the cardinality of the desired support. Unfortunately, we sometimes observe that the shrinkage caused by using a high λ to restrict support size causes the recovered support to not be close to the sample optimum of (58). Dictionary functions with large projection $(\sum_{i=1}^n \sum_{k=1}^m (\text{ grad}_{T_i^{\mathcal{M}}} g_j(\xi_i))^T (\text{ grad}_{T_i^{\mathcal{M}}} \phi_m(\xi_i)))^{1/2}$ tend to appear early the regularization path, regardless of their orthogonality or consistency of variation. Problems with shrinkage including variable selection inconsistency at large λ , as well as the desirable properties of an intermediate value, are well-established in the support recovery and sparse coding literature (Scott Shaobing Chen and David L. Donoho and Michael A. Saunders, 2001; Hesterberg et al., 2008; Breheny and Huang, 2011; Lederer and Müller, 2015; Hastie and Tibshirani, 2015).

We can empirically adapt our method to respond to this problem while still leveraging the advantages of the convex algorithm. We follow Hesterberg et al. (2008) in using an intermediate λ as a variable filtering step prior to variable selection, in our case, using (58). In this adapted approach, we initially prune the dictionary using a MANIFOLDLASSO-type step at an intermediate λ value. We then run Program (58) on the pruned dictionary. Initial selection of $d' \ll p$ using our approach prior to selection of d variables using (58) is often more effective in obtaining the empirical minimizer of (58) than MANIFOLDLASSO on its own, and is much more computationally feasible than running (58) on the entire dictionary. The λ at which these d' functions are obtained is somewhat arbitrary, since a fully data-driven approach would require computation of Program (58) on the entire dictionary, but relatively generic theoretical arguments provide blanket arguments in favor of $\lambda > O(\log p)$ (Scott Shaobing Chen and David L. Donoho and Michael A. Saunders, 2001). We in general find relatively wide regions of relatively low cardinality, and substantial improvements in the combinatorial loss with minimal computational burden at $\lambda = \lambda_{\max}/2$. Results for this two-stage method for **Ethanol** and **Malonaldehyde** are displayed in Figure 16.

Appendix F. Supplemental Experiments

Coordinate-association in a priori dictionaries We show the association of individual embedding coordinates to dictionary functions in **Ethanol** and **Malonaldehyde**. In contrast to **Malonaldehyde**, but similar to **SwissRoll**, **Ethanol** has a distinct association of embedding coordinates with dictionary functions. In particular, ϕ_3 is associated with different torsions from ϕ_1 and ϕ_2 . This is clearly evident in Figure 1. In **Malonaldehyde**, there is no clear association with embeddings coordinates. Note that this would also be true for **Toluene**, as Figure 1 clearly shows a circular manifold symmetric in ϕ_1 and ϕ_2 .

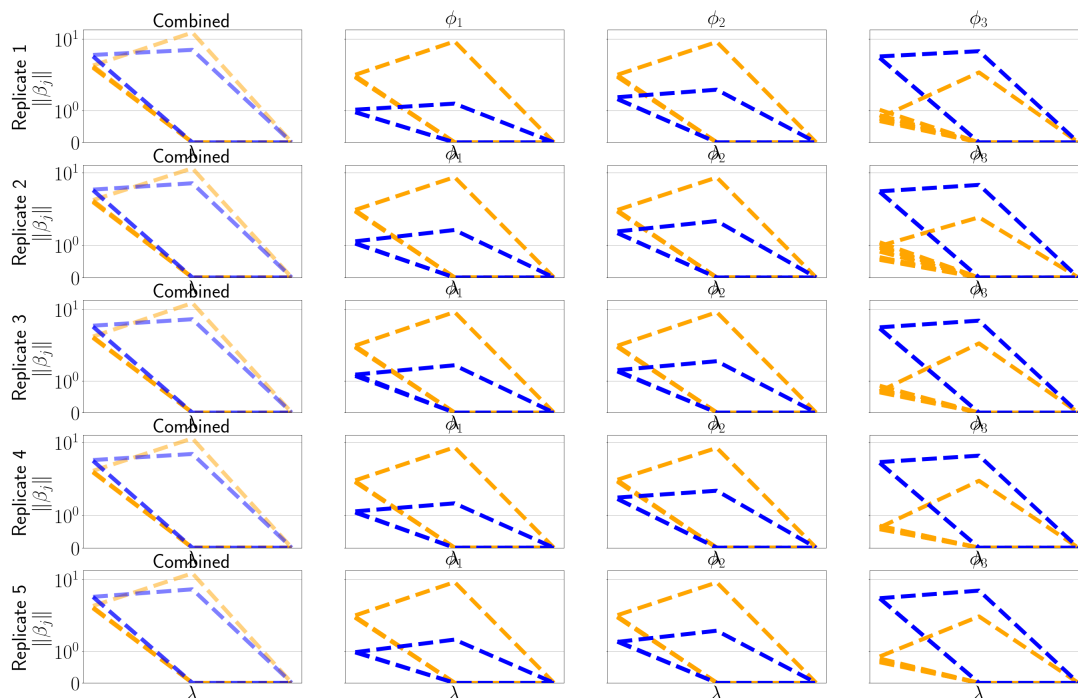


Figure 14: Combined and coordinate-specific regularization paths in five replicates of MANIFOLDLASSO for **Ethanol** with dictionary given by the bond diagram. There is a clear association of the blue torsion with ϕ_3 , and orange with $\phi_{1,2}$.

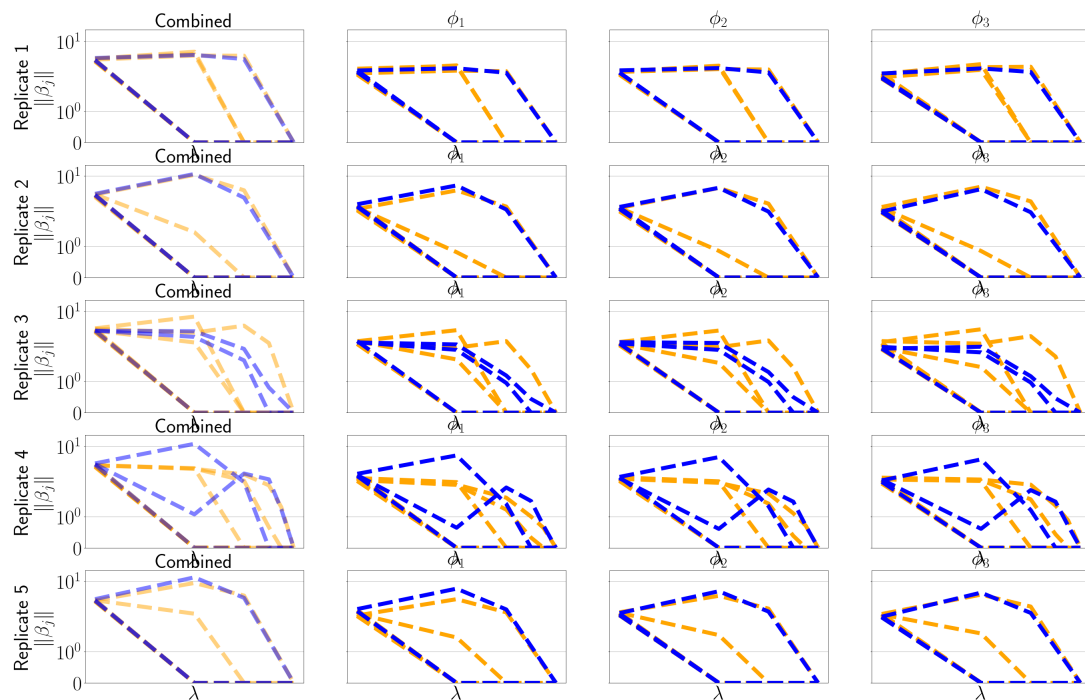


Figure 15: Combined and coordinate-specific regularization paths in five replicates of MANIFOLDLASSO for **Malonaldehyde** with dictionary given by the bond diagram. There is no clear association of embedding coordinates and covariates.

Two-stage method results The two-stage approach has great success at obtaining highly orthogonal solutions collinear with the true support at minimal computational cost. Selected functions can be compared with visualizations in Appendix F. This shows a clear correspondence between variable selection using the two-stage method and our visual intuition (based on the colored embedding) about what is a good support.

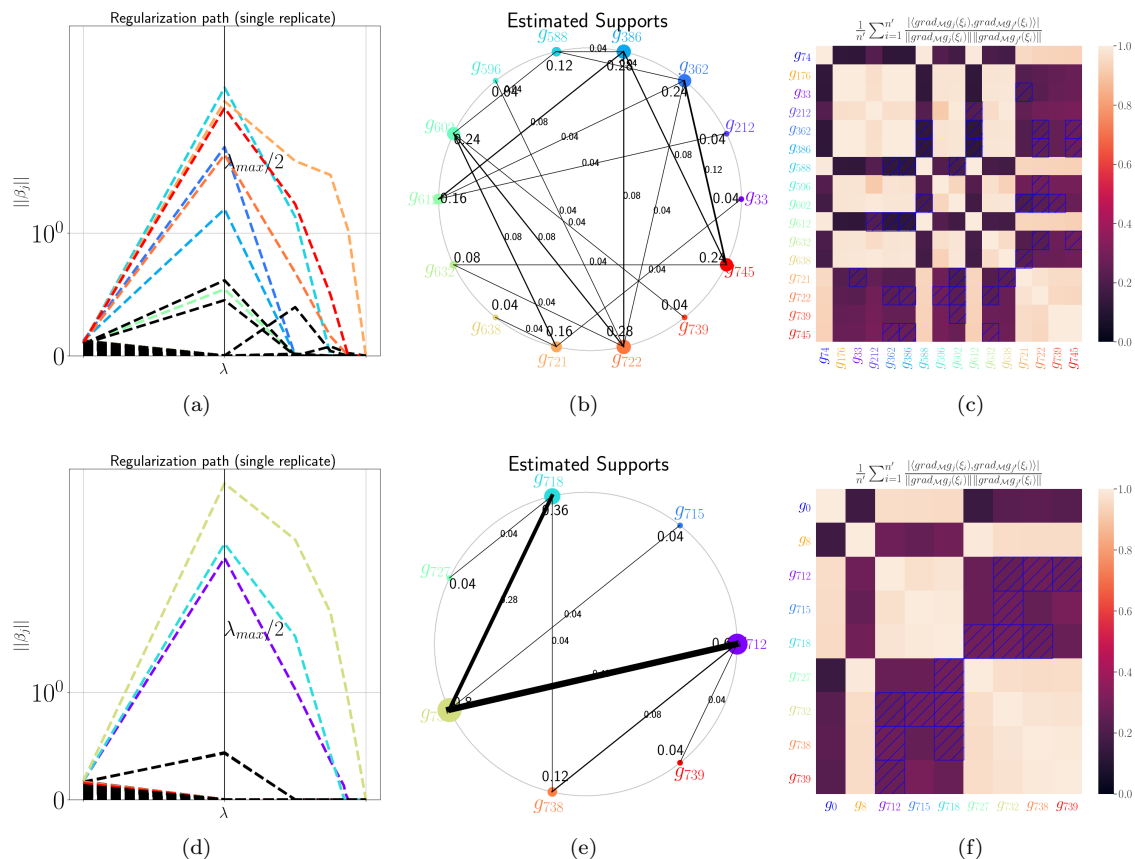


Figure 16: Two-stage results for **Ethanol** and **Malonaldehyde**, respectively, with dictionaries given by all possible torsions. Figures 16a and 16d show individual replicates, with intermediate tuning parameter value $\lambda_{\max}/2$. Colors are plotted for functions selected by subsequent combinatorial analysis. Figure 16c and 16g shows support recoveries given by subset selection using group lasso at $\lambda_{\max}/2$ followed by Program (58) over $\omega = 25$ different replications. Figure 16d and 16h and shows mean cosine collinearity of selected supports. $g_{74,176}$ and $g_{0,8}$ are representative torsions from the true support, while the others are selected in any replicate. Pairs that are selected in any replicate are marked with a blue box.

Visualizing functions selected by MANIFOLDLASSO from full dictionaries We can visualize the selected torsions in the manifold embedding coordinates. The identities of the selected torsions can be compared with the bond diagrams in Appendix C. We first visualize the functions selected using MANIFOLDLASSO from Figure 6.

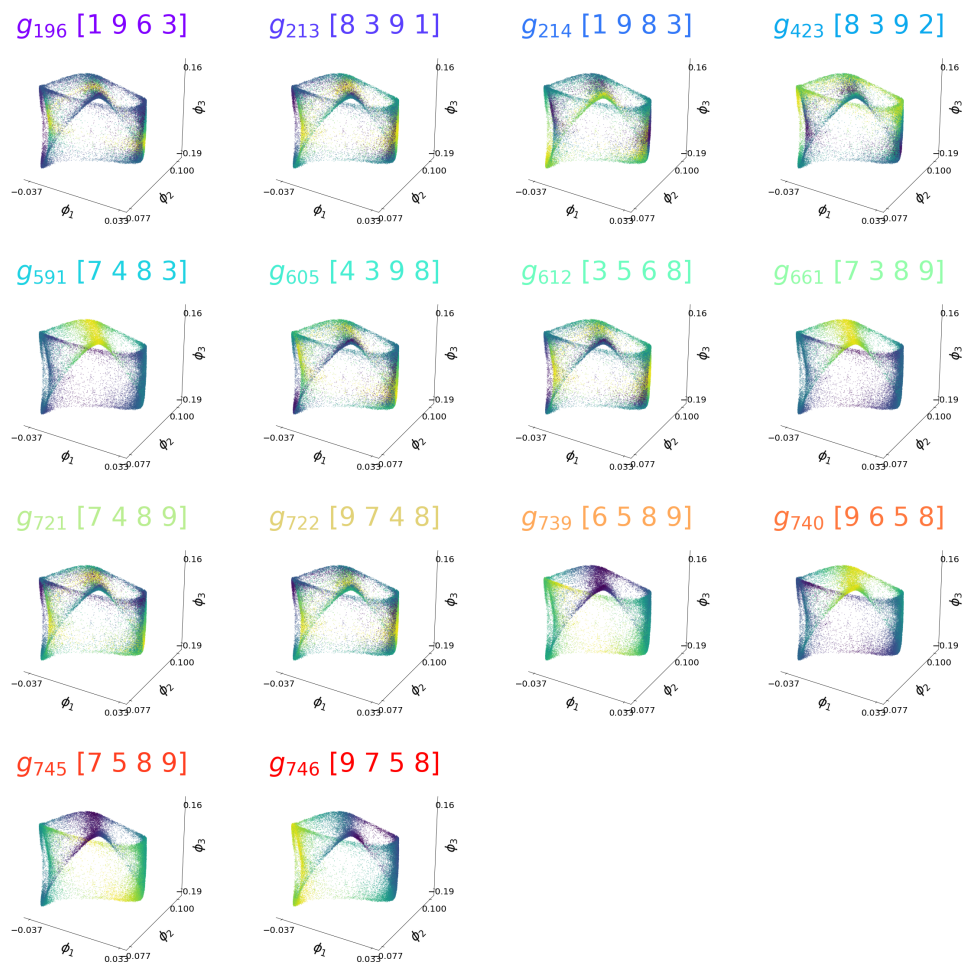


Figure 17: **Ethanol** support estimated using MANIFOLDLASSO with full dictionary. Colors should be compared with Figure 6.

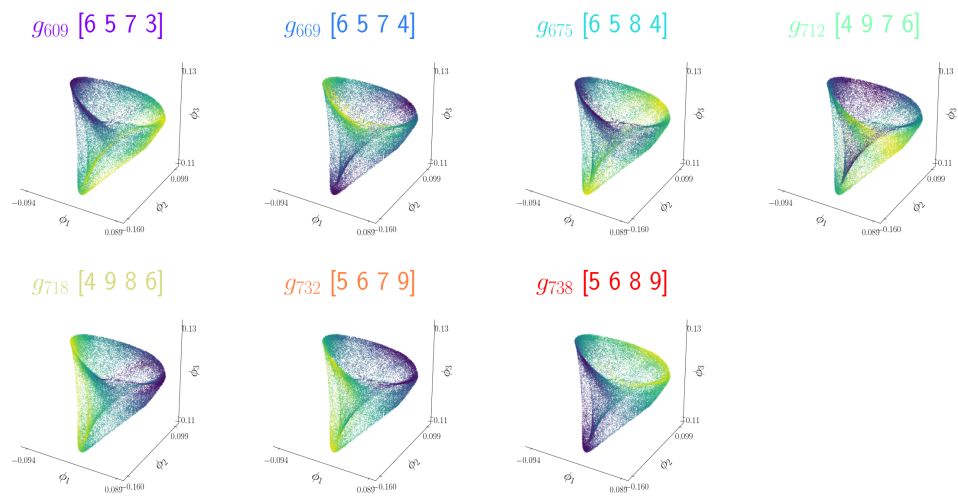


Figure 18: **Malonaldehyde** support using using MANIFOLDLASSO with full dictionary. Colors should be compared with Figure 6.

Visualizing functions selected by the two-stage method from full dictionaries We also visualize the functions selected using MANIFOLDLASSO from Figure 16. Selected pairs of functions are in **Ethanol** more orthogonal than found using MANIFOLDLASSO.

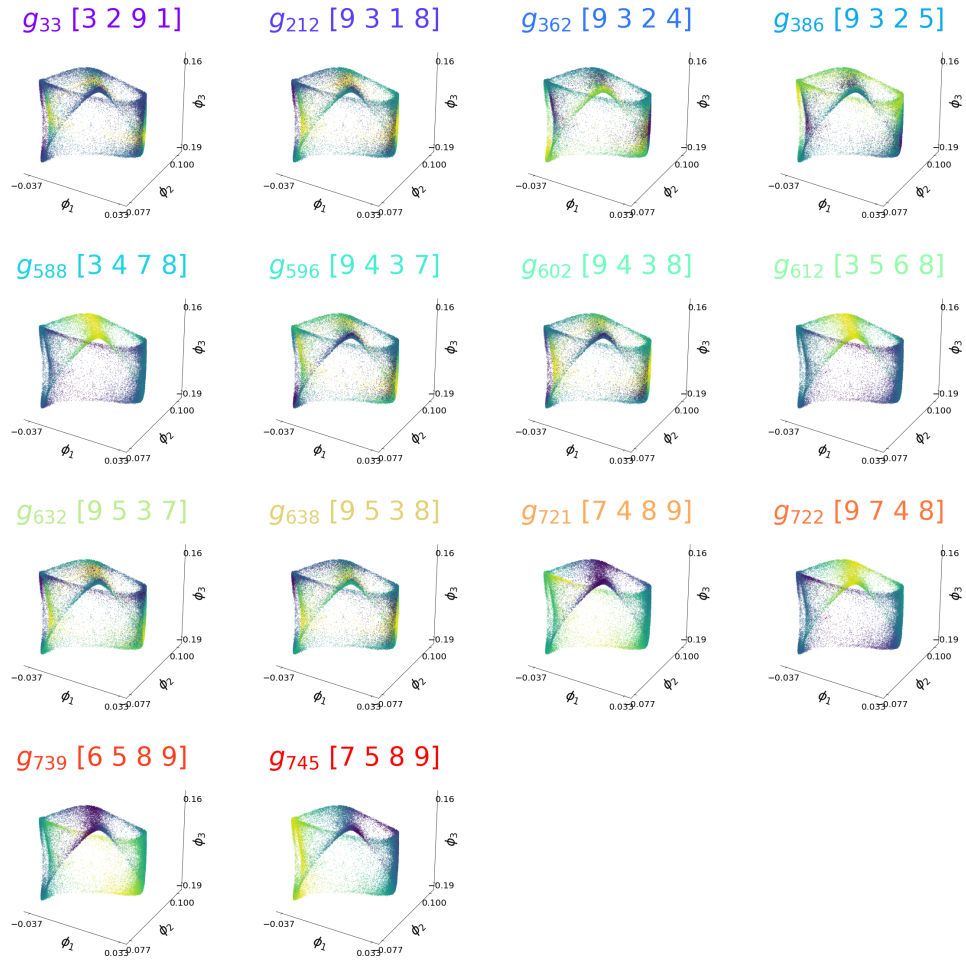


Figure 19: **Ethanol** support using basis pursuit on superset obtained using MANIFOLDLASSO. Colors should be compared with Figure 16.

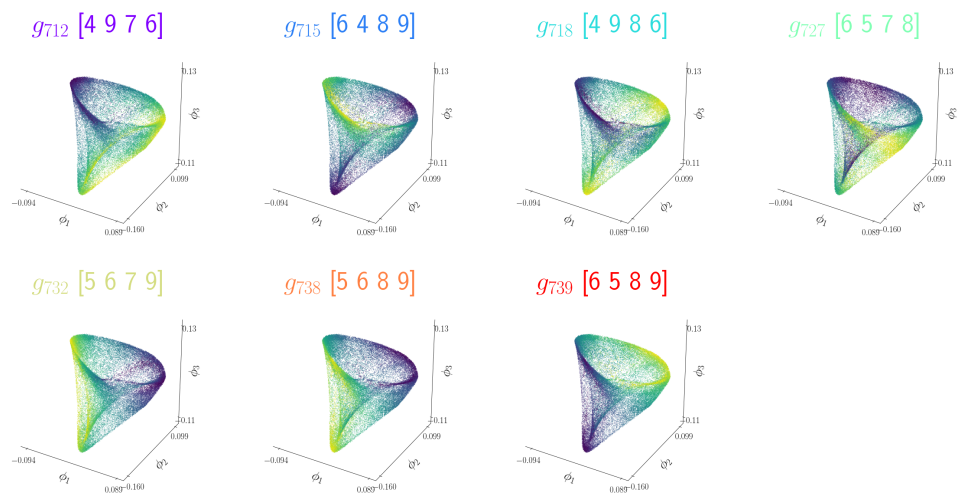


Figure 20: **Malonaldehyde** support using basis pursuit on superset obtained using MANIFOLDLASSO. Colors should be compared with Figure 16.

Calculated theoretical quantities In practice, we do not know theoretical quantities like μ , γ_{\max} , κ_S , and $\min_{i=1}^n \min_{j' \in S} \|x_{ij'}\|$ since we do not have access to S . However, we are able to calculate these quantities using the putative true support. These are listed in the following table.

| | $\bar{\mu}$ | σ_{μ} | $\bar{\kappa}_S$ | $\bar{\sigma}_{\kappa_S}$ | γ_{\max} | $\sigma_{\gamma_{\max}}$ | $\min_{i=1}^n \min_{j' \in S} \ x_{ij'}\ $ | $\sigma_{\min_{i=1}^n \min_{j' \in S} \ x_{ij'}\ }$ |
|--------------------------|-------------|----------------|------------------|---------------------------|-----------------|--------------------------|--|---|
| Ethanol (a priori) | ~ 1.0 | 8.348332e-08 | 10.029410 | 9.815921 | 44.110696 | 1.825407 | 0.970851 | 0.530601 |
| Malonaldehyde (a priori) | ~ 1.0 | 9.752936e-08 | 2.220002 | 0.771986 | 26.189684 | 0.477759 | 2.709132 | 0.464913 |
| Toluene (a priori) | | | | | 15.576112 | 0.407799 | 1.449570 | 0.914012 |
| Ethanol (agnostic) | ~ 1.0 | 4.801062e-11 | 4.138372 | 2.113210 | 57.300602 | 1.360244 | 1.932001 | 1.605302 |
| Malonaldehyde (agnostic) | ~ 1.0 | 2.016285e-09 | 2.204895 | 0.589812 | 66.019168 | 1.044451 | 3.955157 | 0.853646 |

Table 2: Mean and standard deviation of theoretical quantities across replicates