

Object-oriented design for massively parallel computing

Edward Givelberg

March 4, 2019

Abstract

We define an abstract framework for object-oriented programming and show that object-oriented languages, such as C++, can be interpreted as parallel programming languages. Parallel C++ code is typically more than ten times shorter than the equivalent C++ code with MPI. The large reduction in the number of lines of code in parallel C++ is primarily due to the fact that coordination of concurrency, and the communications instructions, including packing and unpacking of messages, are automatically generated in the implementation of object operations. We implemented a prototype of a compiler and a runtime system for parallel C++ and used them to create complex data-intensive and HPC applications. These results indicate that adoption of the parallel object-oriented framework has the potential to drastically reduce the cost of parallel programming. We also show that standard sequential object-oriented programs can be ported to parallel architecture, parallelized automatically, and potentially sped up. The parallel object-oriented framework enables an implementation of a compiler with a dedicated backend for the interconnect fabric, which exposes the network hardware features directly to the application. We discuss the potential implications for computer architecture.

1 Introduction

In 2004 the speed of individual processors reached a peak and parallel computing became a necessity. It is now possible to build processors with thousands of cores, yet computer architecture is still based on von Neumann's design, with operating systems incorporating only a limited amount of parallelism, which is based on shared memory. Sequential object-oriented languages, such as C++, Java and Python, remain the mainstream programming languages, and the most widely used model for parallel computation is

threads (sequential processes that share memory). The problems with threads are well known (see, for example, [16]). The technology behind shared memory has grown in complexity, with a multi-level cache hierarchy consuming a lot of chip area and energy. [11]. More generally, shared resources are potential bottlenecks in a massively parallel computation, and a distributed model is needed.

Object-oriented programming was originally inspired by the idea of imitating the real world by organizing a computation as a collection of separate (distributed) objects, but it has been practiced primarily as a sequential programming paradigm. In this paper we define an abstract framework for parallel object-oriented computing and show that it is ideally suited for developing massively parallel computer architecture. The problem of combining object-oriented design with parallel computing has proved to be difficult. The research literature is very extensive and the survey articles [21] and [6] can be used as starting points to exploring the multitude of approaches that have been proposed. Perhaps the most difficult aspect of the problem is the coordination of concurrency (see section 4 in [21]). In practice, coordination mechanisms require many lines of code and place the burden of managing complex interactions on the programmer. In a massively parallel computation concurrency coordination cannot be micro-managed by the programmer, and we solve this problem by presenting a high-level programming framework, where coordination takes place automatically. We implemented a prototype of a compiler and a runtime system, and using these tools we were able to create data-intensive and HPC applications much faster (perhaps 10 times faster) than we could do otherwise. Our work contains several novel ideas which combine to produce very powerful results:

- **We define an object as an abstract computer (a virtual machine).** An application is a collection of virtual processors that is mapped onto a collection of physical processors, in order to perform a given computational task. Object-oriented software

architecture is a framework for classification and construction of virtual processors, and it can be used to design a compatible hardware architecture.

- **Automatic coordination of concurrency as a result of causal relationships between objects.** Objects are autonomous entities. Coordination results from compiler-enforced causal relationships between objects (i.e. an object may not use the results of a method execution before its completion).

- **Mainstream object-oriented languages can be interpreted as parallel programming languages.** The existing sequential standard can be extended to incorporate parallel interpretation, which can be made available to the programmers simply by providing a command-line compilation flag.

- **Sequential object-oriented code can be parallelized either automatically, or with a small programming effort.** Standard sequential object-oriented code can be ported to run on parallel hardware. We describe a parallelization technique which can increase the efficiency of the serial code.

- **Parallel object-oriented code is high-level code.** Sequential code that uses a communications library is exactly analogous to assembly code for a high-level programming language. **We show that parallel C++ code is at least 10 times shorter than the equivalent C++ code with MPI.** The large reduction in the number of lines of code in parallel C++ is primarily due to the fact that synchronization and communications instructions, including packing and unpacking of messages, are automatically generated in the implementation of object operations.

- **We computed a 64 TB 3D Fourier transform on a small cluster to validate our parallel object-oriented approach.** We used this challenging data-intensive problem as a benchmark. A successful computation depends on good utilization of all of the system's components: CPUs, network bandwidth and the total available disk throughput. The implementation requires extensive amount of coding using conventional methods. We used about 500 lines of parallel C++ to solve the problem.

- **All network communications are compiler-generated instructions implementing object operations.** This is the crucial feature of the object-oriented architecture. It makes possible an implementation of a dedicated compiler backend for the interconnect fabric.

We define an abstract framework for parallel object-oriented computing in section 2. Throughout this paper we use C++, but our results apply to object-oriented languages in general. In section 3 we show that C++ can be interpreted as a parallel programming language within the framework of section 2.2

without any change to the language syntax. The implementation of the Fourier transform (section 4.4), and the examples in appendix 4, demonstrate that parallel C++ is a powerful and intuitive language. In section 5 we outline the software architecture for a parallel object-oriented compiler and runtime system. We describe our prototype compiler for parallel C++ in the appendix 5. In conclusion, we discuss some implications of parallel object-oriented design for computer architecture.

2 An abstract framework for object-oriented computing

2.1 What is an object?

There is no consensus about the meaning of *object* in object-oriented programming. The number of relevant abstractions (remote objects, fault-tolerant objects, multicast objects, tuple spaces, etc.) is too large to survey here. We mention, but a few examples, which indicate the difficulty. The wikipedia entry for object [4] describes it as follows: “an object can be a variable, a data structure, a function, or a method, and as such, is a value in memory referenced by an identifier”. The C++ standard defines an object as a region of storage [13], while in Python an object is described as an “abstraction for data” [2]. On the other hand, in [20] “live distributed objects” are described as representing running instances of distributed protocols, but they have types and support composition, much like “ordinary” objects. Often, the definition of object is avoided altogether, even though it is of central importance in the design of the programming framework. We believe that our definition of objects in 2.2 formalizes the ideas that originally led to the creation of object-oriented programming.

2.2 The Model

An *object* is an abstract autonomous parallel computing machine. An *application* is a collection of objects that perform a computation by executing methods on each other. In an implementation, an object is represented by an agent, which is a collection of processes that receive incoming method execution requests, execute them and send the results back to the client objects. An agent can process multiple method execution requests simultaneously. It can also represent several objects simultaneously, effectively implementing a *virtual host* where these objects live.

An object is accessed via a *pointer* (sometimes referred to as a remote pointer, or a generalized

pointer), which contains the address of the virtual host representing the object, as well as the address of the object within the virtual host.

An application is started as a single object by the operating system, which first creates a virtual host and then constructs the application object on it. The objects of the application may request the operating system to create new virtual hosts and construct new objects on them.

2.3 Related concepts

A parallel computation is almost always described as a collection of concurrent coordinated processes, however, in our opinion, *the concept of a computational process is not a suitable abstraction for parallel programming*. In practice, co-ordinating multiple concurrent processes in a computation is a nearly impossible programming task, even when the number of processes is small. Objects, on the other hand, are autonomous entities that coordinate naturally, as we show in section 3.3.

The actor model [12] is an abstract model for distributed computing. Actors perform computations and exchange messages, and can be used for distributed computing with objects. A number of programming languages employ the actor model, and many libraries and frameworks have been implemented to permit actor-style programming in languages that don't have actors built-in [3]. The main drawback of the actor model is that, like processes, actors require coordination. Furthermore, the object-oriented model we introduced above represents a higher level of abstraction. The network, the computational processes and the messages are not included in the model, and actors can be viewed as an implementation mechanism for objects. In section 3 we show that in object-oriented languages remote objects can be constructed naturally, using the existing language syntax. This makes actor-model libraries which provide language bindings redundant.

3 Language interpretation

3.1 Remote objects

```
Host * host = new Host("machine1");  
// C++ "placement new":  
Object * object = new(host) Object(parameters);  
result = object->ExecuteMethod(some, parameters);
```

Figure 1: Construction of an object on a remote hosts.

The code in Figure 1 is compliant with the standard C++ syntax. It creates a virtual host, constructs an object on it and executes a remote method on that object. We interpret all pointers as generalized pointers. The virtual host object is provided by the operating system, and is associated with a physical device. In a massively parallel computation the construction of virtual hosts and remote placement of objects will be done implicitly by the operating system. In the execution of the remote method by-value parameters are serialized and sent over the network to the remote host. Once the remote execution completes, the result is sent back. The treatment of by-reference parameters is more complicated: the simplest solution is to serialize the parameter, send it to the remote host and, upon completion of the method execution, to serialize it and to send it back. When the parameter is a complex object, and the changes made by method execution are relatively small, there may be a more efficient method to update the original parameter object.

3.2 Distributed sequential execution

With the introduction of remote objects it is possible to execute an object-oriented program on a distributed hardware platform in a manner which is consistent with the standard sequential interpretation. In *distributed sequential execution* whenever an object executes a method on another (remote) object, it waits for the completion of this operation before executing the next statement. While it is possible for several objects to simultaneously execute methods on a given object, this will never happen if the application is started as a single object. In this case no parallel computation takes place, but on some systems distributed sequential execution may offer advantages to single-processor sequential execution. The additional cost of communication may be offset, for example, with faster execution or a lower energy cost on the dedicated remote hardware. Furthermore, an improved overall system utilization can be achieved if several parallel applications share the system's resources (processors, interconnect, etc.).

3.3 Causal asynchronous execution and coordination

We assume that an object is endowed with minimal intelligence to enforce causality, i.e. to avoid using results of remote execution before they become available. The object can proceed with computation immediately after initiating remote method execution,

and stop to wait for its completion only when its results are needed. We call this *causal asynchronous* execution. This combination of asynchronous communication [14] with the implicit future mechanism [5] is a natural consequence of the view that objects are autonomous entities. It enables the objects to operate in parallel and does not require coordination by the programmer. A simple example is shown in Figure 2.

```
bool completed =
    remote_object->ExecuteMethod();
// do something while
// the method is being executed
SomeComputation();
// wait for (remote) method completion
if (completed)
{
    // method execution has completed
    AnotherComputation();
}
```

Figure 2: Causal asynchronous execution and coordination. The purpose of the if statement is to suspend the execution of AnotherComputation until the value of the variable completed is set by the remote method.

```
void function()
{
    SomeComputation();
    {
        special_object->compute();
        for (int i = 0; i < N; i++)
            object[i]->computation();
    }
    AnotherComputation();
}
```

Figure 3: Nested compound statement. The $N + 1$ statements in the nested compound statement are executed in parallel after SomeComputation has completed. AnotherComputation is executed after the execution of all of these $N + 1$ statements has completed.

Despite its simplicity, *parallel C++*, i.e. C++ with causal asynchronous interpretation, has great expressive power and is sufficiently rich to implement the most complex parallel computations. The programmer constructs a parallel computation by coordinating high-level interactions of objects, while the low-level coordination and the underlying network communications are generated by the compiler. Computation and communication overlap naturally, as in the example in Figure 2, and large, complex objects can be sent over the network as parameters of remote object methods. This is ideally suited to utilizing high network bandwidth and avoiding the latency penalty incurred by small messages. In section 3.5, we introduce additional mechanisms for fine-grained

control of parallelism.

3.4 Automatic code parallelization

The remote placement of objects can be applied to all programs running on the system, which can now be executed in a distributed sequential manner. In order to parallelize a given program remote object placement must be combined with causal asynchronous code execution. In many cases control flow graph analysis can be used to parallelize the code at compile time (see examples in section 4). In addition to compile time analysis, an object can avoid causality violation at runtime by simply never using results of remote operations before they become available. Such design does not prevent potential deadlocks. Furthermore, remote pointers can be abused, so ultimately the programmer is responsible for the causality correctness of the code. Nevertheless, we can expect any sufficiently complex sequential program to contain code sections that parallelize automatically.

Automatic parallelization is a difficult and active area of research. Much of this work has focused on parallelizing loop execution. Task parallelization typically requires the programmer to use special language constructs to mark the sequential code, which the compiler can then analyze for parallelization. The *object-level parallelization* we introduced here requires no new syntax, and, arguably, well-structured serial object-oriented code can be parallelized either automatically, or with minimal programming effort.

3.5 Detailed control of parallelism

We now extend causal asynchronous execution to enable a more fine-grained control of parallelism. The interpretation defined in this section is one of many possible parallel interpretations, and it is motivated by the examples in section 4. In this model compound statements and iteration statements are also executed asynchronously, and subject to causality. In addition, we define the nested compound statement to be a *barrier statement*. This means that prior to its execution the preceding statements in the parent compound statement must finish execution, and its own execution must finish before the execution of the following statement starts (see example in Figure 3). Similarly, we require that when the barrier statement is the first statement in the iteration, the preceding iteration must finish before the barrier statement is executed. These definitions allow the programmer to describe parallelism in detail, as shown by the examples in Figure 4.

```

for (int i = 0; i < N; i ++)
{
    objectA[i]->computation();
    objectB[i]->computation();
}

```

(a) *parallel*

```

for (int i = 0; i < N; i ++)
{
    objectA[i]->computation();
    {
        objectB[i]->computation();
    }
}

```

(c) *parallel iterations*

```

for (int i = 0; i < N; i ++)
{
    objectA[i]->computation();
    objectB[i]->computation();
}
}

```

(b) *sequential iterations*

```

for (int i = 0; i < N; i ++)
{
    {
        objectA[i]->computation();
    }
    objectB[i]->computation();
}
}

```

(d) *sequential*

Figure 4: Iteration statements examples.

(4a): potentially all $2N$ statements are executed in parallel.

(4b): all iterations are sequential, but each iteration has two potentially parallel statements.

(4c): potentially N iterations are executed in parallel, but each iteration has 2 statements that are executed sequentially.

(4d): all $2N$ computations are executed sequentially.

4 Parallel C++ examples

We present examples illustrating the expressive power of parallel C++.

4.1 Array objects

```

double * a = new (remote_host) double([1024]);
a[2] = 22.22 + x;
double z = a[24] + 3.1;

```

Figure 5: Example: Array objects.

The syntax of array operations applies naturally to remote pointers. The array in the example in Figure 5 is allocated on a remote host, and the array operations require sending the values of x and $a[24]$ over the network.

4.2 MapReduce

A basic example of MapReduce functionality can be implemented with only a few lines of parallel C++ code, as shown in Figure 6. The master process allocates workers on remote hosts, initiates a method execution on each worker and sums up the result. If the $data[i]$ object is not located on $host[i]$, it will be copied there over the network. This code is shorter and easier to write than the code that uses Google's library. Moreover, as we show in section 5, the parallel C++ compiler may be able to generate more efficient code by optimizing network operations.

```

int NumberOfWorkers = 44444444;
Worker * workers[NumberOfWorkers];
for (int i = 0; i < NumberOfWorkers; i ++)
workers[i] = new (host[i]) Worker();
for (int i = 0; i < NumberOfWorkers; i ++)
    result[i] = workers[i]->compute(data[i]);
double total = 0.0;
for (int i = 0; i < NumberOfWorkers; i ++)
    total += result[i];

```

Figure 6: Example: MapReduce. The `workers` array is assigned in parallel, with each worker being constructed on its virtual host. The `compute` methods are also executed in parallel. We rely on the compiler to enforce causality in the execution of the reduction loop. It starts executing only after `result[0]` becomes available, and it executes sequentially.

4.3 Breadth-First Search on a large graph

Distributed BFS on a large graph is a standard benchmark problem [1]. We implemented a straightforward algorithm in C++/MPI using over 2000 lines of code, and in parallel C++ with less than 200 lines of code.

The graph data is divided into N objects, each containing an array of vertices with a list of edges for each vertex. We create N virtual hosts, one for each available processor, and allocate a graph object on each host. The main object initiates the BFS by invoking the `BuildTree` method on each graph object (see Figure 7). The computation proceeds with several (typically less than 15) synchronized iterations. Each graph object keeps track of the local frontier, which is a set of vertices on the current boundary that have not been visited yet. The graph object that owns the root vertex initializes its local frontier with the root vertex.

```

void Graph::BuildTree(VertexId root_id)
{
    int root_owner = VertexOwner(root_id);
    if (this->id() == root_owner)
        frontier.push_back(v[root_id]);
    EdgeList * E = new EdgeList[N];
    bool finished = false;
    while (!finished)
    {
        SortFrontierEdges(E);
        {
            // remote, asynchronous, in parallel
            for (int i = 0; i < N; i++)
                graph[i]->SetParents(E[i]);
        }
        // finish BFS when all frontiers are empty
        finished = true;
        for (int i = 0; i < N; i++)
            finished &= graph[i]->isEmptyFrontier();
    }
}

```

Figure 7: Building the BFS tree.

In each iteration the local frontier edges are sorted into N lists, one for each graph object. The vertex on the other end of each frontier edge becomes the child in the tree, unless it was visited before. The new frontier set consists of the new children. To set the parent links and to update the frontier set every graph object executes a method on every other graph object, sending it the corresponding list of edges. This is done in the `SetParents` method, whose parameter is a large object of type `EdgeList`, which is serialized and sent over the network. The calls to `SetParents` execute in parallel after the completion of `SortFrontierEdges`.

BFS iterations stop when all local frontiers are empty. We used N^2 messages to set the values of the `finished` variables. This could be more conveniently achieved using an allreduce library function, like those implemented in MPI. In parallel C++ such functions could be, for example, implemented in the standard library using specialized containers for collective operations. Notice that the `while` iterations are executed sequentially because they causally depend on the value of `finished`.

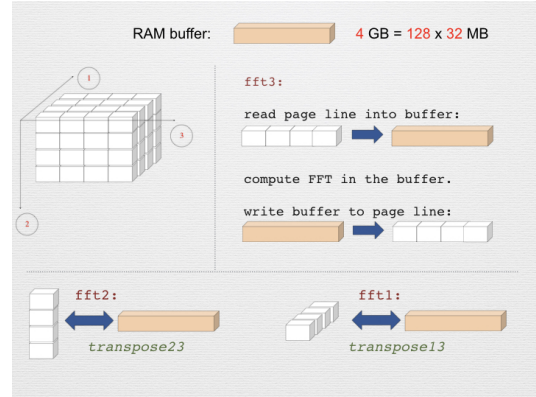


Figure 9: Fourier transform computation. Lines of array pages are loaded into RAM buffers, transformed and written back. For the first and the second dimension additional transpose operations are needed.

4.4 Computation of a Fourier transform on a 64 TB 3D array

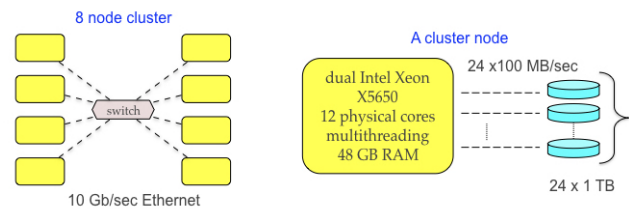


Figure 8: The 8-node cluster used in the 3D Fourier transform computation. Every node of the cluster is connected in parallel to 24 one-terabyte hard drives, with 100 MB/sec read/write throughput for each drive. The CPUs, with 12 cores and 48GB of RAM each, are interconnected with a 10 Gb/sec Ethernet.

We computed the Fourier transform of a 64 TB array of 16384^3 complex double precision numbers on an 8-node cluster shown in Figure 8. The total computation time was approximately one day, and it could be significantly improved with code optimization. More importantly, the hardware system could be redesigned to achieve a better balance between the components. Using more powerful hardware components a similar computation can be carried out inexpensively with a 2 PB array on a suitably configured small cluster. We implemented the Fourier transform using approximately 15,000 lines of C++ code with MPI. The equivalent parallel C++ code is about 500 lines.

We used 4 of the cluster nodes to store the input array, dividing it into 128^3 pages of 128^3 numbers each. We used the other 4 nodes to run 16 processes of the Fourier transform, 4 processes per node. An Array object (see Figure 10) is logically a pointer: it is a small object which is copied to all processes working on the array. Array pages are allocated on 96

```

class Array
{
public:
    Array(Domain * ArrayDomain,
          Domain * PageDomain);
    ~Array();
    void allocate(int number_of_devices,
                 Device * d);
    void FFT1(int number_of_cpus, Host ** cpus);
private:
    Domain * ArrayDomain;
    Domain * PageDomain;
    ArrayPage * *** page; // 128^3 pointers
};

```

```

void
Array::allocate(int number_of_devices,
                Device * d)
{
    for (int j1 = 0; j1 < N1; j1++)
    for (int j2 = 0; j2 < N2; j2++)
    for (int j3 = 0; j3 < N3; j3++)
    {
        // circulant
        int k = (j1 + j2 + j3) % number_of_devices;
        page[j1][j2][j3] =
            new(d[k]) ArrayPage(n1, n2, n3);
    }
}

```

Figure 10: The Array class. Domain is a helper class describing 3D subdomains of an array. ArrayPage is a small 3D array, which implements local array operations, such as transpose12 and transpose13 methods. These operations are needed in the Fourier transform computation. Global array operations are implemented using the local methods of ArrayPage. Array pages are allocated in circulant order. The allocate method constructs $N_1 \times N_2 \times N_3$ array pages of size $n_1 \times n_2 \times n_3$ on a list of virtual devices. The dimensions are obtained from ArrayDomain and PageDomain, and in our case are all equal 128.

```

void Array::FFT1(int number_of_cpus,
                Host ** cpu)
{
    int slab_width = N2 / number_of_cpus;
    SlabFFT1 ** slab_fft =
        new SlabFFT1 * [number_of_cpus];

    for (int i = 0;
         i < number_of_cpus; i++)
        slab_fft[i] =
            new(cpu[i]) SlabFFT1(
                this, i * slab_width,
                (i + 1) * slab_width);

    for (int i = 0; i < n; i++)
        slab_fft[i]->ComputeTransform();
}

```

```

class SlabFFT1
{
public:
    SlabFFT1(Array * array, int N20, int N21);
    void ComputeTransform();
private:
    int N20, N21; // slab indices
    Page * page_line, * next_page_line;
    void ReadPageLine(
        ArrayPage * line, int i2, int i3
    );
    void WritePageLine(
        ArrayPage * line, int i2, int i3
    );
};

```

Figure 11: Fourier transform of an array. SlabFFT1 objects are constructed (in parallel) on remote processors, each SlabFFT1 is assigned a slab of the array. The 16 SlabFFT1 objects compute the transforms in parallel.

hard drives, using virtual hosts for storing persistent objects, which are implemented in the Device class. We ran two Device agents on each CPU core, each Device using a single hard drive. In order to maximize the utilization of CPUs, network bandwidth and the total available disk throughput, array pages were allocated in circulant order (see Figure 10).

The Fourier transform is computed by loading, and when necessary transposing, lines of 128 pages into 4GB RAM buffers, performing 128^2 one-dimensional transforms in each buffer, and writing the contents back to hard drives (see Figure 9). We illustrate the computation of the Fourier transform in the first dimension. The processes computing the Fourier transform in the first dimension are implemented in the SlabFFT1 class. Each of the 16 SlabFFT1 objects was assigned an array slab of $128 \times 8 \times 128$ pages to

```

void SlabFFT1::ComputeTransform()
{
    ReadPageLine(page_line, N20, 0);
    for (int i2 = N20; i2 < N21; i2++)
    for (int i3 = 0; i3 < N3; i3++)
    {
        {
            int L2 = i2;
            int L3 = i3 + 1;
            if (L3 == N3)
                { L3 = 0; L2++; }
            if (L2 != N21)
                ReadPageLine(next_page_line, L2, L3);
            FFTW1(page_line);
        } // next_page_line has been read
        WritePageLine(page_line, i2, i3);
        page_line = next_page_line;
    }
}

```

Figure 12: Fourier transform of a slab. page_line and next_page_line are 2 local RAM buffers, 4 GB each. The iterations are sequential, and next_page_line is read while page_line is being transformed using the FFTW1 function, which computes 128^2 1D FFTs using the FFTW library.

```

void SlabFFT1::ReadPageLine(
    ArrayPage * page_line, int i2, int i3)
{
    for (int i1 = 0; i1 < N1; i1++)
    {
        page[i1][i2][i3]->transpose13();
        page_line[i1] = *page[i1][i2][i3];
    }
}

```

```

void SlabFFT1::ReadPageLine(
    ArrayPage * page_line, int i2, int i3)
{
    for (int i1 = 0; i1 < N1; i1++)
    {
        page_line[i1] = *page[i1][i2][i3];
        page_line[i1]->transpose13();
    }
}

```

Figure 13: Two possible implementations of ReadPageLine. In our computation we used the first implementation, where the transpose is performed “close to the data” by the agent storing the page. In the second implementation the transpose would be performed by SlabFFT1 after it reads the page.

```

int main()
{
    int number_of_disks = 96;
    Device ** hdd = new Device *[number_of_disks];
    {
        for (int i = 0; i < number_of_disks; i++)
            hdd[i] = new Device("hard drive i");
    }
    int n = 128;
    Domain page_domain(n, n, n);
    int N = n * n;
    Domain array_domain(N, N, N);
    Array * a = new Array(array_domain, page_domain);
    a->allocate(number_of_disks, hdd);
    int number_of_cpus = 16;
    Host ** cpu = new Host *[number_of_cpus];
    {
        for (int i = 0; i < number_of_cpus; i++)
            cpu[i] = new Host("address of cpu i");
    }
    a->FFT1(number_of_cpus, cpu);
}

```

Figure 14: Fourier transform main constructs in parallel 96 virtual devices for array storage, one on each hard drive of the 4 storage nodes. The array object is created and array pages are allocated. The 16 virtual hosts are created on the 4 computing nodes after the page allocation has completed, and the Fourier transform computation starts after the construction of virtual hosts.

transform it line by line in $8 \times 128 = 1024$ iterations (see Figure 11). The SlabFFT1 objects are independent of each other (see Figure 12), but they compete for service from the 96 hard drives, and they share the network bandwidth. The SlabFFT1 process overlaps reading a page line with FFTW1 function, which computes 128^2 1D FFTs using the FFTW library [9]. The 16 SlabFFT1 processes use the ReadPageLine method in parallel, and each ReadPageLine call reads 128 pages in parallel from the hard drives storing the array, and copies them over the network into the RAM buffer of the SlabFFT1 object. Figure 13 shows two implementations of ReadPageLine, demonstrating a very easy way to shift computation among processors. We used the first implementation in our computation in order to offload some of the work from the SlabFFT1 processes. The Fourier trans-

form main (Figure 14) creates the array object and computes its transform.

5 Compiler architecture

The object-oriented framework of section 2.2 implicitly restricts network communications to implementation of object operations. Object operations can be described by an intermediate representation (IR) language. We devised a rudimentary IR language for our compiler prototype (see the appendix 5). Here are three examples of IR instructions: remote copy a block of memory, initiate a method execution on an object, notify an agent that a remote execution has completed. IR code can be translated by the compiler into instructions for the network hardware and for the CPUs. It can also be used for compile-time analysis of network utilization, as well as optimization of the system’s performance as a whole. It is therefore natural to implement a dedicated compiler backend for the interconnect fabric.

The interconnect hardware instruction set is not restricted to sending and receiving messages. In the Mellanox InfiniBand, for example, processing is done in network interface cards and network switches. The following two examples illustrate the potential advantages of compiler-generated networking instructions for this network.

Applications must use large messages to avoid the latency penalty and to utilize the network bandwidth. As a result, a lot of code (and some processing power) is devoted to packing and unpacking messages. The User-mode Memory Registration (UMR) feature of Mellanox InfiniBand can support MPI derived datatype communication, which may reduce some of this overhead [17], but it requires the programmer to duplicate datatype definitions, in order to inform the MPI library about the datatypes used in the program. In parallel C++ this information is available to the compiler, which can generate the UMR instructions.

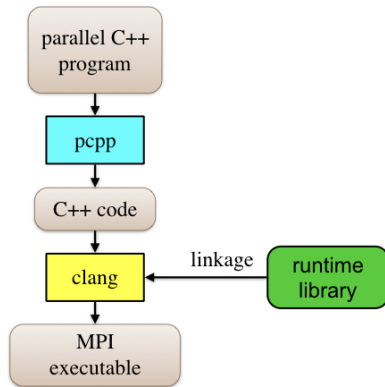


Figure 15: Prototype compiler PCPP. PCPP translates parallel C++ into C++ code, which is compiled and linked against the runtime library to obtain an MPI executable.

Another example of in-network processing is the Scalable Hierarchical Aggregation and Reduction Protocol (SHARP) of Mellanox InfiniBand [10] that offloads the computation of collective operations, such as barrier and broadcast, to the switch network, eliminating the need to send data multiple times between endpoints. The SHARP hardware capabilities are currently accessed by the user only indirectly via a communications library, like MPI. However, the compiler is potentially capable of generating detailed and efficient routing and aggregation instructions for very complex code. Perhaps the simplest example is the following variant of the broadcast statement, where a large number of objects `a[i]` are located on some subset of the system’s processors:

```

// a[i] are remote objects
for (int i = 0; i < N; i++)
    a[i] = b;
  
```

The last example suggests that the development of an optimizing compiler targeting network hardware may lead to improved network hardware design. In that respect, an especially important example of a compilation target is a many-core processor with a network-on-chip (NoC), such as the Tile processor [7]. Such processors can now be designed to optimally execute IR code.

We built a prototype compiler, called PCPP, and a runtime system (see Figure 15) for parallel C++. The compiler translates parallel C++ into C++ code, which is compiled and linked against the runtime library to obtain an executable.

5.1 The runtime library

The runtime library implements virtual hosts as agents that execute IR instructions. All messages between agents are serialized IR instructions, and for that purpose the runtime library contains a simple serialization layer. An agent is implemented as an MPI process with multiple threads: a dispatcher thread and a pool of worker threads. The dispatcher thread receives an incoming message, unserializes it into an IR instruction and assigns it to a worker thread for execution. Each worker thread maintains a job queue of IR instructions, however the pool of worker threads is not limited, and can grow dynamically. Every worker thread is either processing its job queue, is suspended and waiting to be resumed, or is idle and available to work. An execution of an IR instruction typically involves execution of the application’s code and may result in new IR instructions being sent over the network. We used one dedicated worker thread in every agent to serialize and send IR instructions to their destination agents.

We used a small number of basic MPI commands to implement a transport library for agents’ communications, and to launch agents on remote hosts as MPI processes. All of the MPI functionality used in the prototype is encapsulated in the transport library and can be easily replaced.

5.2 The PCPP compiler

PCPP is source-to-source translation tool which works with a subset of the C++ grammar. It is built using the Clang library tools. (Clang is the front end of the LLVM compiler software [15].) PCPP transforms the main of the input program into a stand-alone class, the application’s main class. It generates a new main program which initializes the runtime system, constructs a virtual host and constructs the application’s main object on it. Next, the new main reverses these actions, destroying the application’s main object on the virtual host, destroying the virtual host and shutting down the runtime system.

PCPP translates all pointers to remote pointer objects. For every class of the application PCPP generates IR instructions for its object operations (constructors, destructors and methods). Additionally, PCPP replaces calls to object operations with code that serializes the parameters and sends them with the corresponding instruction to the destination agent. For example, when a constructor is invoked, one of the serialized parameters is a remote pointer containing the address of the result variable, which is a remote pointer variable that should be assigned with

the result of the constructor. The PCPP-generated IR instruction is a serializable class, derived from the base instruction class defined in the runtime library. When this instruction is received by the destination agent, it is unserialized and its `execute` method is invoked. This method constructs a local object using the unserialized parameters and generates an IR instruction to copy the object pointer to the result variable on the source agent.

For causality enforcement we implemented a simple guard object, based on the `condition_variable` of the C++11 standard library. PCPP generates a guard object for every output variable of a remote operation. A `wait` method on the guard object suspends the executing thread until a `release` method is called on the same guard object by another thread. A remote pointer to this guard object is sent to the destination agent. When the destination agent completes the operation it sends an IR instruction to the source agent to release the guard. The `wait` call is inserted in the application code just before the value of the output variable is used.

6 Conclusion and Future Work

We have defined a framework for object-oriented computing and have shown that object-oriented languages can be interpreted in this framework as parallel programming languages. Parallel C++ is a very powerful language. We have completed a basic working prototype of the compiler and the runtime system, which we used to implement complex applications whose implementation would be very expensive using conventional techniques. We have shown that standard sequential C++ programs can be ported to parallel hardware, parallelized automatically, and potentially sped up. A large amount of work is required to move from the current prototype stage to a fully functional product, but our results indicate that the adoption of parallel C++ has the potential to drastically reduce the cost of parallel programming.

We are very excited about the implications of the object-oriented framework for computer architecture. Processors with a large number of cores and a network on chip (NoC) are very energy efficient [8], but are very difficult to program [18]. We propose the object-oriented framework as a possible solution. The processing cores can be optimized to implement virtual hosts. To increase energy efficiency, the system can be designed with a variety of specialized processing cores, with the compiler mapping objects to appropriate cores. Because each object has its own address space, the need for unlimited address

space is relaxed, and a distributed memory architecture can be designed to replace the complex single shared memory. The parallel object-oriented compiler is probably the most important component in the construction of an operating system for a multi-processor computer. With a dedicated compiler backend for the interconnect fabric, the network is no longer a passive collection of data pipes. The compiler exposes the hardware features of the network architecture directly to the applications. The compiler may be able to generate more efficient code, analyse network traffic and provide the operating system with the means to control the congestion on the NoC. In present systems such application awareness is very difficult to implement [19].

References

- [1] graph500 benchmark. <http://www.graph500.org/>. Accessed: 2018-07-30.
- [2] The Python Language Reference. <https://docs.python.org/2/reference/index.html>. Accessed: 2018-11-04.
- [3] Wikipedia entry: Actor model. https://en.wikipedia.org/wiki/Actor_model. Accessed: 2018-11-04.
- [4] Wikipedia entry: Object (computer science). [https://en.wikipedia.org/wiki/Object_\(computer_science\)](https://en.wikipedia.org/wiki/Object_(computer_science)). Accessed: 2018-11-04.
- [5] Henry C. Baker, Jr. and Carl Hewitt. The incremental garbage collection of processes. *SIGPLAN Not.*, 12(8):55–59, August 1977.
- [6] Frank De Boer, Vlad Serbanescu, Reiner Hähnle, Ludovic Henrio, Justine Rochas, Crystal Chang Din, Einar Broch Johnsen, Marjan Sirjani, Ehsan Khamespanah, Kiko Fernandez-Reyes, and Albert Mingkun Yang. A survey of active object languages. *ACM Comput. Surv.*, 50(5):76:1–76:39, October 2017.
- [7] B. Edwards, D. Wentzlaff, L. Bao, H. Hoffmann, C. Miao, C. Ramey, M. Mattina, P. Griffin, A. Agarwal, and J. F. Brown III. On-chip interconnection architecture of the tile processor. *IEEE Micro*, 27:15–31, 10 2007.
- [8] Emilio Francesquini, Márcio Castro, Pedro H. Penna, Fabrice Dupros, Henrique C. Freitas, Philippe O.A. Navaux, and Jean-François Méhaut. On the energy efficiency and performance of irregular application executions on multicore, numa and manycore platforms. *J. Parallel Distrib. Comput.*, 76(C):32–48, February 2015.
- [9] Matteo Frigo and Steven G Johnson. The design and implementation of fftw3. *Proceedings of the IEEE*, 93(2):216–231, 2005.
- [10] Richard L. Graham, Devendar Bureddy, Pak Lui, Hal Rosenstock, Gilad Shainer, Gil Bloch, Dror Goldenberg, Mike Dubman, Sasha Kotchubievsky, Vladimir Koushnir, Lion Levi, Alex Margolin, Tamir Ronen, Alexander Shpiner, Oded Wertheim, and Eitan Zahavi. Scalable hierarchical aggregation protocol (sharp): A hardware architecture for efficient data reduction. In *Proceedings of the First Workshop on Optimization of Communication in HPC*, COM-HPC '16, pages 1–10, Piscataway, NJ, USA, 2016. IEEE Press.
- [11] John L. Hennessy and David A. Patterson. *Computer Architecture, Sixth Edition: A Quantitative Approach*. Morgan Kaufmann Publishers Inc., San Francisco, CA, USA, 6th edition, 2017.
- [12] Carl Hewitt, Peter Bishop, and Richard Steiger. A universal modular actor formalism for artificial intelligence. In *Proceedings of the 3rd International Joint Conference on Artificial Intelligence*, IJCAI'73, pages 235–245, San Francisco, CA, USA, 1973. Morgan Kaufmann Publishers Inc.
- [13] Programming Language C++. [Working draft]. Standard, International Organization for Standardization (ISO), Geneva, Switzerland, (2014).
- [14] Einar Broch Johnsen and Olaf Owe. An asynchronous communication model for distributed concurrent objects. *Software and System Modeling*, 6(1):39–58, 2007.
- [15] Chris Lattner and Vikram Adve. LLVM: A compilation framework for lifelong program analysis & transformation. In *Proceedings of the International Symposium on Code Generation and Optimization: Feedback-directed and Runtime Optimization*, CGO '04, pages 75–, Washington, DC, USA, 2004. IEEE Computer Society.
- [16] Edward A. Lee. The problem with threads. *Computer*, 39(5):33–42, May 2006.
- [17] M. Li, K. Hamidouche, X. Lu, J. Zhang, J. Lin, and D. K. Panda. High performance OpenSHMEM strided communication support with infiniband umr. In *2015 IEEE 22nd International Conference on High Performance Computing (HiPC)*, pages 244–253, Dec 2015.
- [18] Timothy G. Mattson, Rob Van der Wijngaart, and Michael Frumkin. Programming the intel 80-core network-on-a-chip terascale processor. In *Proceedings of the 2008 ACM/IEEE Conference on Supercomputing*, SC '08, pages 38:1–38:11, Piscataway, NJ, USA, 2008. IEEE Press.
- [19] George Nychis, Chris Fallin, Thomas Moscibroda, and Onur Mutlu. Next generation on-chip networks: What kind of congestion control do we need? In *Proceedings of the 9th ACM SIGCOMM Workshop on Hot Topics in Networks*, Hotnets-IX, pages 12:1–12:6, New York, NY, USA, 2010. ACM.

- [20] Krzysztof Ostrowski, Ken Birman, Danny Dolev, and Jong Hoon Ahn. Programming with live distributed objects. In *Proceedings of the 22Nd European Conference on Object-Oriented Programming*, ECOOP '08, pages 463–489, Berlin, Heidelberg, 2008. Springer-Verlag.
- [21] Michael Philippsen. A survey of concurrent object-oriented languages. *Concurrency: Practice and Experience*, 12(10):917–980, 2000.