

When an oscillating center in an open system undergoes power law decay

Sandip Saha

*S N Bose National Centre For Basic Sciences
Block-JD, Sector-III, Salt Lake, Kolkata-700106, India.*

Gautam Gangopadhyay

*S N Bose National Centre For Basic Sciences
Block-JD, Sector-III, Salt Lake, Kolkata-700106, India.*

Abstract

We have probed the condition of periodic oscillation in a class of two variable nonlinear dynamical open systems modeled with Lienard-Levinson-Smith(LLS) equation which can be a limit cycle, center or a very slowly decaying center type oscillation. Using a variety of examples of open systems like Glycolytic oscillator, Lotka-Volterra(L-V) model, a generalised van der Pol oscillator and a time delayed nonlinear feedback oscillation as a non-autonomous system, each of which contains a family of periodic orbits, we have solved LLS systems in terms of a multi-scale perturbation theory using Krylov-Bogoliubov(K-B) method and it is utilised to characterise the size and shape of the limit cycle and center as well as the approach to their steady state dynamics. We have shown the condition when the average scaled radius of a center undergoes a power law decay with exponent $\frac{1}{2}$.

Email address: gautam@bose.res.in (Gautam Gangopadhyay)

1. Introduction

Dynamical systems[1, 2, 3, 4, 5] capable of having isochronous oscillations[6, 7, 8, 9] are very important from the point of view of modelling real-world systems[6, 7, 14] which exhibit self-sustained oscillation[10, 11, 12, 13]. The chemical oscillations[15, 16, 17, 18] are also of immense importance in biological world to maintain a cyclic steady state e.g., glycolytic oscillations[19, 20, 21, 22], calcium oscillations[23], cell division[24], circadian oscillation[25] and others[16]. Although a lot of work has been performed in finding ways to determine if a system has a limit cycle, surprisingly a little is known about how to find this and still it remains a highly active area of research[16, 20, 5, 8]. To obtain the nonlinear dynamical features of a periodic orbit the general trend is to resort to a geometrical approach coupled with tools of analysis[1, 2, 3, 4]. Recently RG analysis[26, 27] is heavily used to probe the multi-scale oscillation in the nonlinear system. Here a class of arbitrary autonomous kinetic equations in two variables are cast into the form of a LLS oscillator[6, 7, 14, 28, 29] characterised by the nonlinear forcing and damping coefficients which can provide a unified approach to many problems concerning the existence of limit cycle and center.

In this work our focus is to characterize the properties of periodic orbits to distinguish among center and slowly decaying center type oscillation using an approximate solution of a class of two variable equations from a multi-scale perturbation theory by Krylov-Bogoliubov(K-B) approach[3]. Although there is a condition which can distinguish limit cycle and center by using a constant part of damping coefficient in LLS equation but still explicit dynamical behaviour of their differences are not very well understood. We have shown the condition in which a center undergoes a slowly decaying orbit and their long time behaviour. Here in addition to the usual geometric disposition of periodic orbits with the shape and size in the steady state we have explored their asymptotic dynamics in terms of the energy consumption per cycle to distinguish these types of periodic orbits which can appear in diverse situations.

In section 2, we have formulated the problem in terms of LLS oscillator. In section 3 taking examples of various systems we have studied the dynamical consequences of limit cycle, center and slowly decaying center type in (a) Glycolytic oscillator, (b) L-V model, (c) van der Pol type oscillator and (d) time delayed non-linear feedback oscillator. In section 4, we have studied all the above examples analytically and numerically and the main dynamical features of limit cycle, center and slowly decaying center type are summarized in a table. In later section we have explored the source of slow decay of the center. The paper is concluded in section 6.

2. Approximate solution of LLS system: Description of the problem

Let us consider a two dimensional set of equations for open system,

$$\begin{aligned}\frac{dx}{dt} &= a_0 + a_1x + a_2y + f(x, y), \\ \frac{dy}{dt} &= b_0 + b_1x + b_2y + g(x, y),\end{aligned}\tag{1}$$

where x and y are populations of two intermediate species of a dynamical process with a_i and b_i are all real parameters expressed in terms of the kinetic constants for all $i = 0, 1, 2$ with $f(x, y)$ and $g(x, y)$ are nonlinear functions for which x_s and y_s are the steady state values.

Then we define a new pair of variables, (z, u) as

$$\begin{aligned}u &= \alpha_0 + \alpha_1x + \alpha_2y, \\ z &= \beta_0 + \beta_1x + \beta_2y,\end{aligned}\tag{2}$$

where $\alpha_0, \alpha_1, \alpha_2$ and $\beta_0, \beta_1, \beta_2$ are constants expressed in terms of a_i and b_i . Now considering u and z in such a way that,

$$\frac{dz}{dt} = u, \quad (3)$$

one can obtain an equation of \ddot{z} from the equation of u . Now, using the steady state value $z_s = x_s + y_s$ one can find the LLS oscillator [14, 6, 7, 5, 28] for deviation from the stationary point from z i.e. $\xi (= z - z_s)$ as

$$\ddot{\xi} + F(\xi, \dot{\xi})\dot{\xi} + G(\xi) = 0 \quad (4)$$

where, $F(\xi, \dot{\xi})$ is the damping function and $G(\xi) = \omega^2\xi + O(\xi)$, is an odd polynomial. Let us take $m = |F(0, 0)|$ and rescaling the damping force function by $F_1(\xi, \dot{\xi})$ such that $F(\xi, \dot{\xi}) = mF_1(\xi, \dot{\xi})$, LLS equation can be rewritten as

$$\ddot{\xi} + mF_1(\xi, \dot{\xi})\dot{\xi} + G(\xi) = 0. \quad (5)$$

An open system where oscillation is not straight forwardly obvious one can cast the 2D equations into LLS oscillator form which is amenable to multiscale perturbation analysis. Note that the nature of the defining quantity of limit cycle and center is given by $F_1(0, 0) = j$, say. For limit cycle solution, $j = -1$, for asymptotic solution, $j = +1$, and $j = 0$ if the nature of the solution of the system is center which means for the center case there is no time independent damping part. In both center and slowly decaying center type orbits one can find, $j = 0$, so center and slowly decaying center type orbits can not be distinguished from the LLS equation form. From the linear stability analysis also one can not distinguish center from slowly decaying center type cases as, $F(0, 0) = -2$ (Real part of eigenvalue) $= 0$. The question is what is the source of this slow decay.

Now rescaling the time variable t by τ with $\tau = \omega t$ and $\xi(t)$ changing to $Z(\tau)$, one can obtain the form of a weakly nonlinear oscillator

$$\ddot{Z}(\tau) + \epsilon h(Z(\tau), \dot{Z}(\tau)) + Z(\tau) = 0, \quad (6)$$

where $\epsilon = \frac{m}{\omega^2}$ and $h(Z, \dot{Z})$ may contain nonlinear damping term in LLS oscillator or explicitly time dependent terms for nonautonomous system such as time delayed oscillator and the control parameter ϵ must lie in between 0 and 1 and more so if $0 < m \ll \omega^2$, to have valid perturbative expansion.

Applying K-B with a running average $\overline{U}(\tau) = \frac{\varsigma}{2\pi} \int_0^{2\pi/\varsigma} U(s) ds$ over each cycle with ς as the natural frequency of the system (6), one can obtain,

$$\begin{aligned} \dot{\bar{r}} &= \langle \epsilon h(Z, \dot{Z}) \sin(\tau + \phi(\tau)) \rangle_\tau = \varphi_1(\bar{r}, \bar{\phi}) \\ \dot{\bar{\phi}} &= \langle \frac{\epsilon h(Z, \dot{Z})}{r(\tau)} \cos(\tau + \phi(\tau)) \rangle_\tau = \varphi_2(\bar{r}, \bar{\phi}). \end{aligned} \quad (7)$$

where $Z(\tau) = r(\tau) \cos(\tau + \phi(\tau))$. Since $\dot{r}(\tau)$ and $\dot{\phi}(\tau)$ are of $O(\epsilon)$ then we may set the perturbation on r and ϕ over one cycle as, $r(\tau) = \bar{r} + O(\epsilon)$ and $\phi(\tau) = \bar{\phi} + O(\epsilon)$. The functions φ_1 and φ_2 can be obtained from the explicit form of h for the particular cases in the next section. The above system is in a coupled form but most of the cases one can get decoupled set of equations so called amplitude and phase equations otherwise it will be quite harder to solve which is as good as the original system of equations; so it needs to be solved by further approximation to get the amplitude equation.

From K-B approach one can define the system energy, $E = \frac{Z^2 + \dot{Z}^2}{2}$ along with the energy consumption per cycle, $\Delta E = \frac{d}{d\tau}(\pi \bar{r}^2)$, where $O(\epsilon^2)$ terms are neglected.

3. Some open systems and their comparative generic features

Here we have studied a few prototypical examples to study the dynamical nature of limit cycle, center and slowly decaying center type periodic orbits. The first class of examples are from autonomous kinetic processes which are important in biology and chemistry, namely glycolytic oscillator[19, 21, 22, 31], L-V model[16, 20, 5, 8] and a slightly generalized version of van der Pol type oscillator[32, 20, 5] which can be converted to Leinard form. Next we have considered a nonautonomous system, a delay induced feedback model of nonlinear oscillator with a cubic nonlinearity. In the delay model we can find both limit cycle, center and slowly decaying center type oscillators in different parameter range.

3.1. Glycolytic Oscillator

The glycolytic oscillator[19, 21, 22, 31] is found in the glycolysis by yeast, which can be described by the overall dynamics and biochemical properties of its enzyme phosphofructokinase. Kinetic properties are simplified by the mathematical analysis of Selkov[31] and related models[19]. Basic equations of a glycolytic oscillation is given by

$$\begin{aligned}\dot{x}(t) &= -x + (a + x^2)y \\ \dot{y}(t) &= b - (a + x^2)y,\end{aligned}\tag{8}$$

where x and y are the intermediate species concentrations with $(x_s = b, y_s = \frac{b}{a+b^2})$ as the fixed point. Considering, the above system in LLS form[32] and using the above procedure in section 2, one can find the approximate solution of the above equation as

$$\begin{aligned}x(t) &= b + \omega\bar{r}\sin(\omega t + \bar{\phi}) \\ y(t) &= \frac{b}{a+b^2} + \bar{r}\{\cos(\omega t + \bar{\phi}) - \omega\sin(\omega t + \bar{\phi})\}\end{aligned}\tag{9}$$

with

$$\begin{aligned}\dot{\bar{r}} &= -\frac{\epsilon\bar{r}}{8} \left(\frac{3}{m} \omega^2 \bar{r}^2 + 4j \right) \\ \dot{\bar{\phi}} &= \frac{\bar{r}^2}{8},\end{aligned}\tag{10}$$

along with the approximate system energy $E = \frac{1}{2} \left[\{x(t) + y(t) - z_s\}^2 + \frac{\{b-x(t)\}^2}{\omega^2} \right]$. Now three cases may arise as in this example, j can assume any of its three values. The condition of having a stable limit cycle is given by $j = -1$, with the radius of the cycle $\frac{2}{\omega}\sqrt{\frac{m}{3}}$ at $t \rightarrow \infty$. Next, the condition of having a stable fixed point is with $j = 1$ and in the asymptotic limit radius goes to zero exponentially. And finally, the condition of having a decaying center type solution for $j = 0$, where the radius decays as a power law with asymptotic expression, $\bar{r} \propto t^{-\frac{1}{2}}$.

3.2. Lotka-Volterra Model

Lotka-Volterra(L-V) equation is the basic prey predator model[16, 20, 5, 8] which is known to have an oscillatory solution and this oscillation is shown to be have a center. The prey population is x and the predator population is y with the dynamical equation is given by,

$$\begin{aligned}\dot{x}(t) &= \alpha x - \beta xy \\ \dot{y}(t) &= -\gamma y + \delta xy,\end{aligned}\tag{11}$$

with $\alpha, \beta, \gamma, \delta > 0$. The two fixed points are $(x_s = 0, y_s = 0)$ and $(x_s = \frac{\gamma}{\delta}, y_s = \frac{\alpha}{\beta})$ where the first one is a saddle point and the later one gives a center solution obtained from linear stability analysis. The LLS form of the above system (11) is given in Appendix. The approximate analytical solution takes the form,

$$\begin{aligned} x(t) &= \frac{\gamma}{\delta} + \frac{\bar{r}}{z_s \delta} \{ \gamma \cos(\omega t + \bar{\phi}) - \omega \sin(\omega t + \bar{\phi}) \} \\ y(t) &= \frac{\alpha}{\beta} + \frac{\bar{r}}{z_s \beta} \{ \alpha \cos(\omega t + \bar{\phi}) + \omega \sin(\omega t + \bar{\phi}) \}, \end{aligned} \quad (12)$$

and $E = \frac{1}{2} \left[\{ \delta x(t) + \beta y(t) - z_s \}^2 + \frac{\{ \alpha \delta x(t) - \beta \gamma y(t) \}^2}{\omega^2} \right]$. Here $\dot{\bar{r}} = 0$ and $\dot{\bar{\phi}} = 0$, indicates no correction in amplitude as well as phase are needed.

3.3. A Generalised van der Pol Oscillator

We consider here a little generalised form of van der Pol Oscillator[32, 20, 5] instead of considering $a = 1$ which is traditionally used. This generalised system can provide both a limit cycle, and a slowly decaying center type solution by changing the parameter, a , unlike the traditional van der Pol oscillator with only a Limit cycle solution with nonzero value of ϵ_1 . Basic equations are given by,

$$\begin{aligned} \dot{x}(t) &= y \\ \dot{y}(t) &= -\epsilon_1 y(x^2 - a^2) - \omega^2 x, \end{aligned} \quad (13)$$

where $0 < \epsilon_1 \ll 1$ is a small perturbative constant and $(x_s = 0, y_s = 0)$ is the only fixed point.

Considering LLS form[5, 32], finally one can obtain the approximate analytical solution of the form,

$$\begin{aligned} x(t) &= \bar{r} \cos(\omega t + \bar{\phi}) \\ y(t) &= -\omega \bar{r} \sin(\omega t + \bar{\phi}), \end{aligned} \quad (14)$$

where,

$$\begin{aligned} \dot{\bar{r}} &= -\frac{\epsilon \bar{r}}{8a^2} (\bar{r}^2 - 4a^2) \\ \dot{\bar{\phi}} &= 0, \end{aligned} \quad (15)$$

and $E = \frac{1}{2} \left(x^2 + \frac{y^2}{\omega^2} \right)$ with $\epsilon = \frac{\epsilon_1 a^2}{\omega}$.

For this system two cases can arise, a limit cycle and a slowly decaying center type solution. Condition of having a stable limit cycle for a real positive value of a , $\dot{\bar{r}}$ becomes, $\dot{\bar{r}} = -\frac{\epsilon \bar{r}}{8a^2} (\bar{r}^2 - 4a^2)$ which gives the radius of the limit cycle is $2a$ as $t \rightarrow \infty$. Again, the condition of having a slowly decaying center type solution can be obtained for $a = 0$ which gives, $\dot{\bar{r}} = -\frac{\epsilon_1}{8\omega} \bar{r}^3$ and it gives a power law decay as $t \rightarrow \infty$ with $\bar{r} \propto t^{-\frac{1}{2}}$.

3.4. Time Delayed Nonlinear Feedback Oscillator

Many nonlinear dynamical systems in various scientific disciplines are influenced by the finite propagation time of signals in feedback loops modelled with a time delay[29, 30]. In some systems, such as lasers and electro mechanical models, a large variety of delays appear. We have provided a time delayed model to obtain both limit cycle, center and slowly decaying center type[29, 32] oscillation for different range of parameters of the system. There is no general scheme to handle delay system using perturbation theory[33] to study bifurcation or

periodic orbit and characterisation of the properties of oscillation in limit cycle, center and slowly decaying center type cases[29].

First we consider here a model of delay system where the oscillation is fed energy through a delay term and its total energy increases with time. We have introduced a linear damping term to make a center solution and then in presence of damping and delay when we introduce another quartic nonlinear term[18, 30] in the potential it gives a limit cycle and slowly decaying center type solution by tuning the parameters. The basic equations of the model are

$$\begin{aligned}\dot{x}(t) &= y(t) \\ \dot{y}(t) &= -\epsilon\{x(t - t_d) + \dot{x}(ax^2 + b)\} - \omega^2x(t),\end{aligned}\tag{16}$$

where we have considered, $0 < \epsilon \ll 1$ is a small perturbative parameter and $(0, 0)$ is the only fixed point. So, it becomes a delayed van der Pol system which induces energy into the system. Using K-B averaging scheme one can have the analytical solution

$$\begin{aligned}x(t) &= \bar{r} \cos(\omega t + \bar{\phi}) \\ y(t) &= -\omega\bar{r} \sin(\omega t + \bar{\phi}),\end{aligned}\tag{17}$$

where,

$$\begin{aligned}\dot{\bar{r}} &= -\frac{\epsilon\bar{r}}{8}\left\{a\bar{r}^2 - 4\left(\frac{\sin\omega t_d}{\omega} - b\right)\right\}, \\ \dot{\bar{\phi}} &= \frac{\epsilon}{2\omega} \cos(\omega t_d),\end{aligned}\tag{18}$$

and $E = \frac{\omega^2x^2 + \dot{x}^2}{2}$ assuming $0 < t_d \ll 1$.

4. Numerical Results for various open systems

Here we have numerically explored the characteristics of periodic orbits of limit cycle, center and slowly decaying center type cases in various physical systems namely, Glycolytic, Lokta-Volterra and van der Pol type oscillator and a delayed nonlinear feedback oscillator. We have shown the validity of approximate amplitude equations in terms of the phase space and the role of phase space dynamics. In these model systems we have shown the characteristic features of limit cycle, center and slowly decaying center type orbits through their asymptotic approach to steady state in terms of a scaled radius and average energy consumption per cycle.

As a starting example we consider Glycolytic Oscillator where for the different values of the constants, a , b can provide limit cycle or a slowly decaying center type orbit. At first we discuss for the limit cycle case in this system which arises for $a = 0.11$, $b = 0.6$ and then slowly decaying center type case with $a = 0$, $b = 1$ with the initial condition(IC) of $x = 0.55$ and $y = 1.45$. Figure 1 shows the phase space portrait of (a) a stable limit cycle and (b) slowly decaying center type oscillation where the dotted lines indicates the numerical simulation for the approximate solution and the solid one indicates the exact numerical solution. From the figure 1(a) and (b), it is clear that the approximate solution shows the same nature as the exact one and both gives the limit cycle solution except a phase lag. Reason can be found in the non-zero value of $\dot{\bar{\phi}}$ which brings a phase lag.

In 2(a-b) we have shown the dynamics of the scaled radius and energy consumption per cycle of the limit cycle. In 2(c-d) similar features of the dynamics of scaled radius and energy change per cycle of the slowly decaying center are shown. From Figure 2(a) and Figure 2(c) we can say that in both limit cycle and slowly decaying center type cases change of energy per cycle must be zero in the long time limit, however, for the limit cycle it is passed through

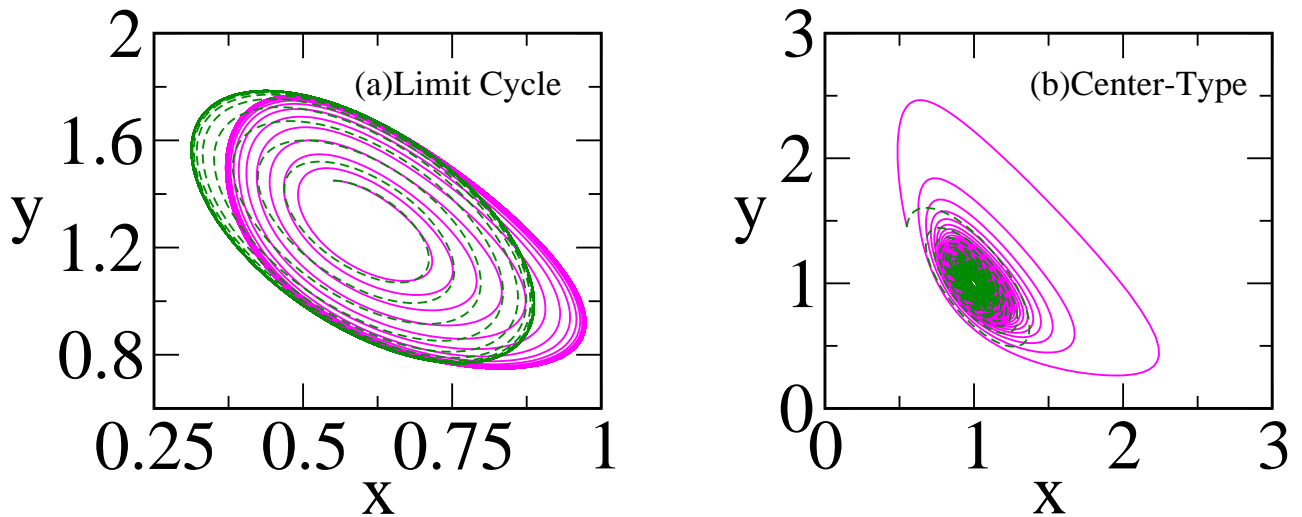


Figure 1: **Glycolytic Oscillator:** (a) Limit cycle phase portrait with $a = 0.11$ and $b = 0.6$ and (b) slowly decaying center type phase portrait with $a = 0$ and $b = 1$, where dotted line indicates the numerical simulation of the approximate analytical solution and the solid one is the exact numerical solution of the system.

a maximum as the IC is taken inside the limit-cycle. From Figure 2(b) and Figure 2(d) the scaled radius in limit cycle and slowly decaying center type cases approach to steady state in a different manner. For limit cycle it becomes a constant and for slowly decaying center it goes as power law decay as $\bar{r}(t) \approx t^{-\frac{1}{2}}$. Figure 2(d) gives a power law fitted curve $r(t) = A_0(1 + A_1t)^{-0.5}$ with $A_0 = 0.449517$ and $A_1 = 0.151655$.

In the next section we have analysed the L-V equation with $\alpha = 1.3, \beta = 0.5, \gamma = 0.7, \delta = 1.6$ and $\epsilon = 0.1$ with initial values $x_0 = 0.5$ and $y_0 = 2.5$. Figure 3 shows a phase portrait for the case of center of L-V system with the exact numerical(solid) and approximate solution with amplitude equation(dashed). The dynamics of the scaled radius is a constant from the initial time. Average energy consumption per cycle is zero from the initial time for the case of center which is quite different from the case of limit cycle and slowly decaying center type orbit. The features of scaled radius and average energy per cycle for the Center is attributed to the fact that the initial point is always on the orbit for the case of a center. Since here $\dot{\phi} = 0$, there does not exist any phase lag between the exact and approximate centers shown in Figure 3 which also reflects the energy change per cycle with time which is zero as $\dot{r} = 0 \implies \bar{r} = r_0$ and depends on the initial value which defines the radius of the center.

In the next section we have analysed a little generalized version of van der Pol equation where a is a parameter unlike usual van der Pol case($a = 1$) with $a = 0.5$ for the limit cycle and $a = 0$ for slowly decaying center type case with $\epsilon = 0.5$ and IC, $(x_0 = 2, y_0 = 0)$ is taken from outside of the cycle. Since here we find $\dot{\phi} = 0$ then there does not exist any phase lag between the two cycles where it is shown in Figure 4 phase portrait and in the Figure 5 shows scaled radius and the energy consumption per cycle with time. In fig 5(a-b) shows the energy consumption per cycle and scaled radius with time as expected from the limit cycle case. Energy consumption per cycle would pass through a maximum if the IC would be inside the orbit as in the glycolytic case which is not shown in figure. In fig 5(c-d) it is the slowly decaying center type case which shows the energy consumption per cycle gives the same behaviour as in 5(a) but the scaled radius with time gives a power law decay with a fitted curve, $r(t) = A_0 + A_1(1 + A_2t)^{-0.5}$ with $A_0 = 0.000167043, A_1 = 1.99394$ and $A_2 = 0.0498935$.

For the delay model with no nonlinearity and damping, i.e, $a = 0, b = 0$ is a simple feedback oscillator with continuously increasing energy in the system. The phase portraits are shown in fig 6 and fig 7 with a finite delay, $t_d = 0.623$ with taking the parameters, $\epsilon = 0.05$ and

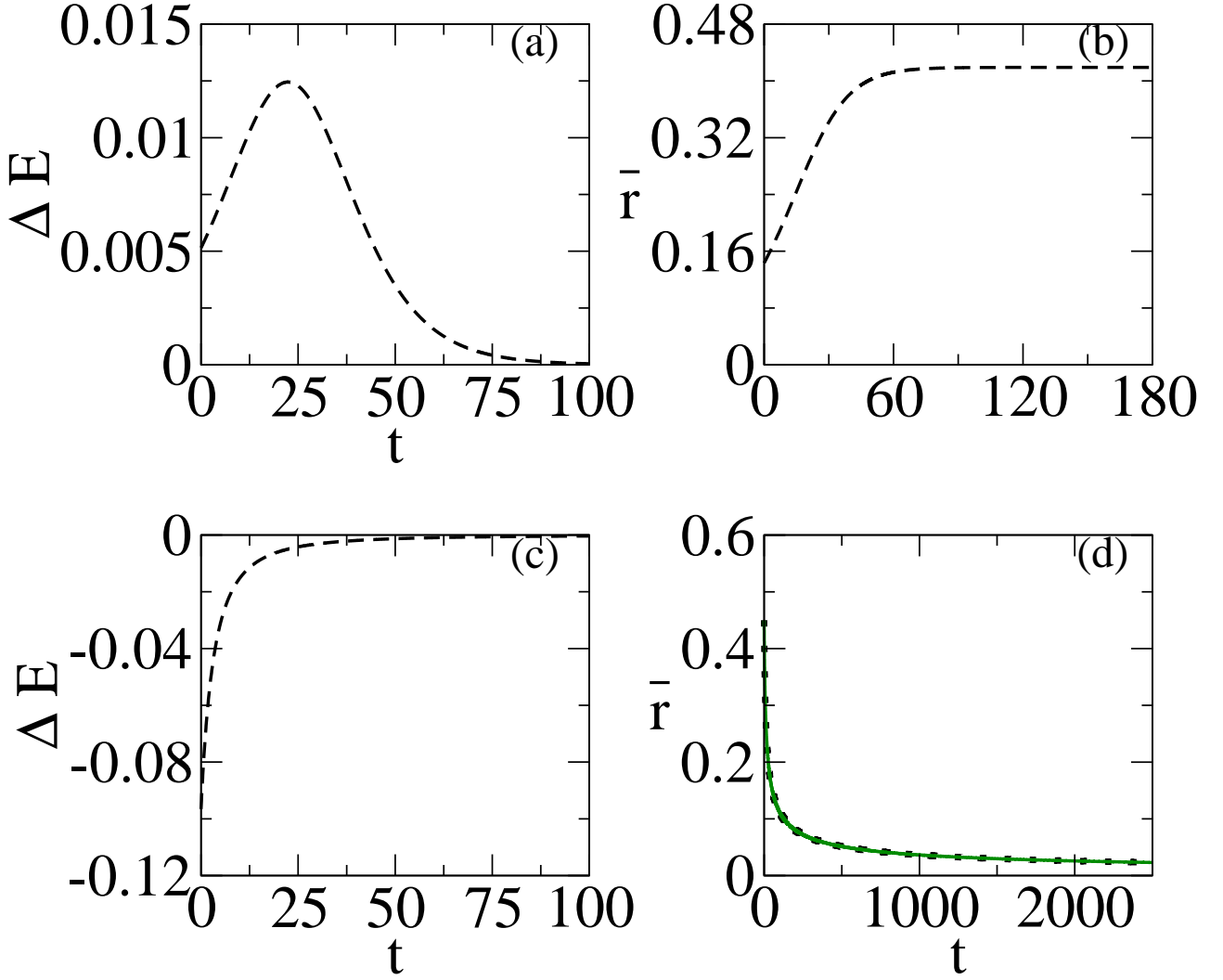


Figure 2: **Glycolytic Oscillator:** For the limit cycle case(a-b) when the IC is inside the orbit: (a) energy consumption per cycle goes to zero in the steady state after passing through a maximum; (b) scaled radius of the limit cycle is shown. For the case of slowly decaying center type: (c)energy consumption per cycle starts with a very small negative value to reach zero as time increases (d) the scaled radius decreases with a power law decay where the dotted one is the fitting curve.

$\omega = 1$ and the initial value $x_0 = 1.5$ and $y_0 = 0.5$. Figure 6(b) shows the phase space effect of delay (outer curve) in respect of non-delay (inner curve) in 3D with time. As in this case both $\dot{r} \neq 0$ and $\dot{\phi} \neq 0$ so there may exist a phase lag between the two phase space plots and the lag increases with time delay.

In figure 7 we have shown the phase space curves in (a) feed back system with no damping and nonlinearity where area is increasing, 7(b) a phase space for the center, 7(c) a limit cycle and in 7(d) a slowly decaying center type orbit for different parameters of a and b .

In figure 8 we have shown the time dependent nature of the scaled radius for different parameters of a and b . In purely feedback system with no damping and nonlinearity almost exponentially increasing radius in (a), 8(b) a radius is a constant from the initial time for the center, 8(c) radius changes from its initial value to reach a constant corresponding to a limit cycle and in 8(d) radius decreases slowly with power law decay for the case of a slowly decaying center type orbit.

In figure 9 we have shown the time dependent nature of the average energy consumption per cycle(ΔE) for different parameters of a and b . For feedback system with no damping and

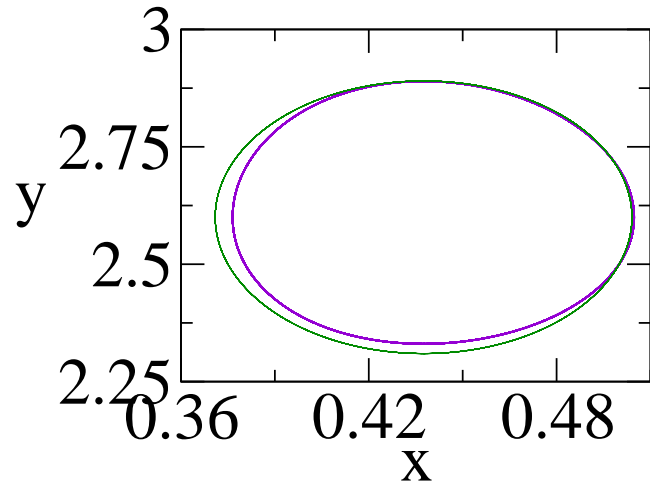


Figure 3: **L-V**: Phase space graph of the center with $\alpha = 1.3, \beta = 0.5, \gamma = 0.7, \delta = 1.6$ and $\epsilon = 0.1$, where exact and approximate curves have no phase lag.

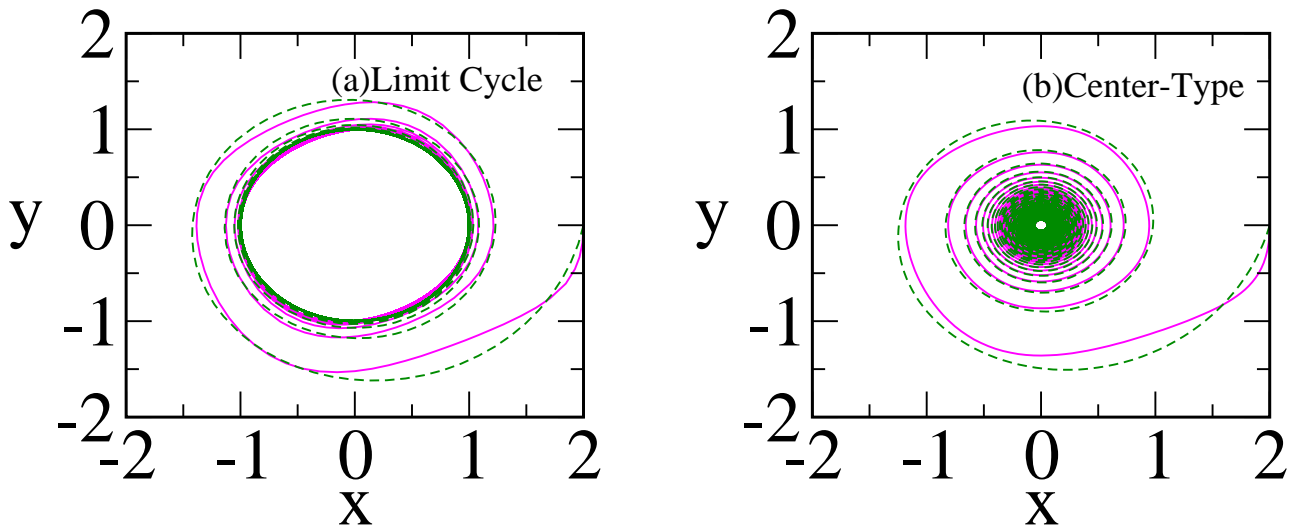


Figure 4: **van der Pol type oscillator**: (a) Limit cycle phase portrait for $a = 0.5$ and (b) slowly decaying center type phase portrait for $a = 0$ where ϵ is fixed with 0.5 in both cases. The dotted lines indicates the numerical simulation of the approximate analytical solution and the exact numerical solution of the system in the solid line.

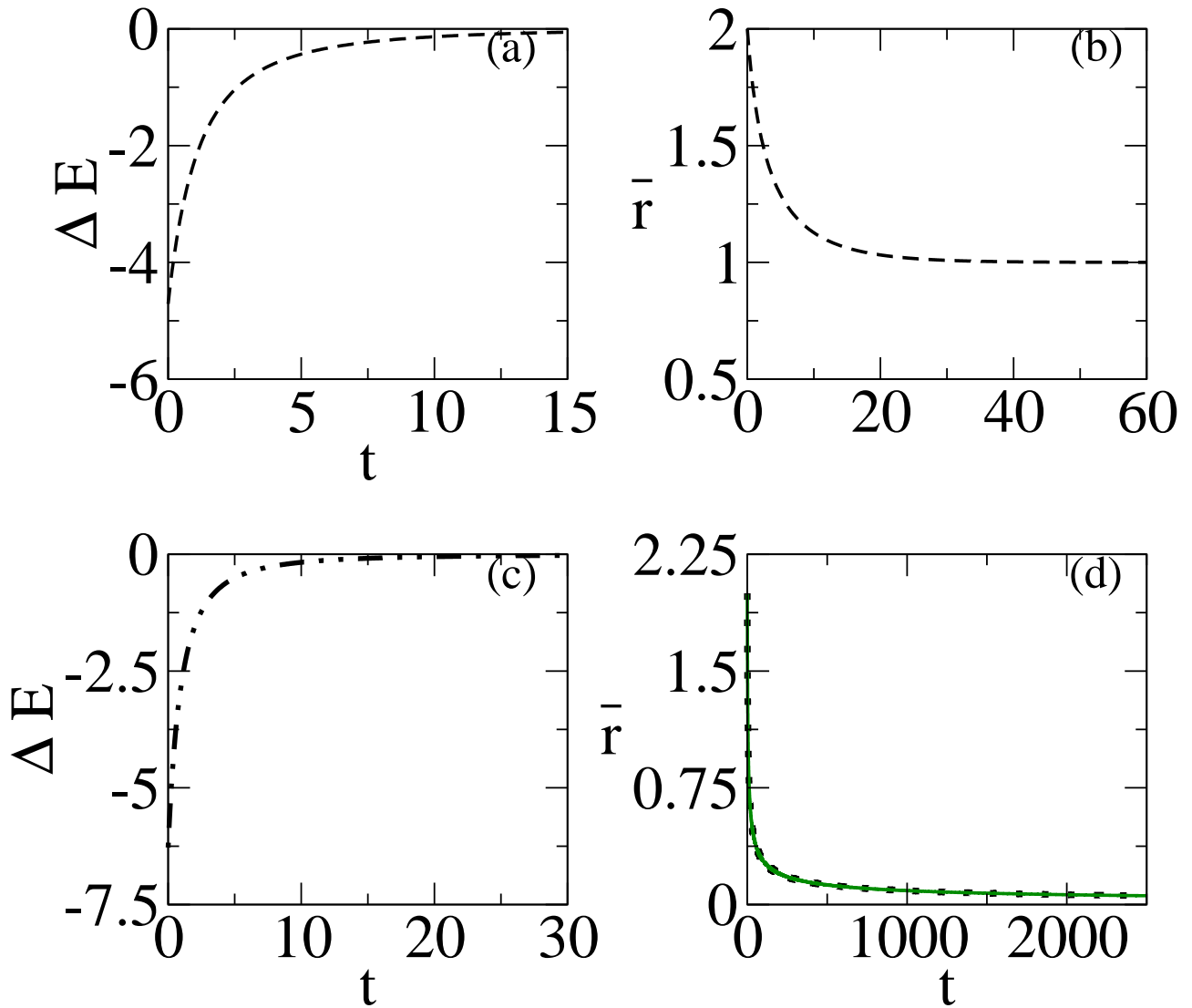


Figure 5: **van der Pol type oscillator:** For the limit cycle case(a-b) when the IC is outside the orbit: (a) energy consumption per cycle starting from a negative value it goes to zero in the steady state; (b) scaled radius of the limit cycle assumes a constant value in the steady state. For the case of slowly decaying center type: (c)energy consumption per cycle starts with a very small negative value to reach zero as time increases (d)the scaled radius decreases with a power law decay where the dotted one is the fitting curve.

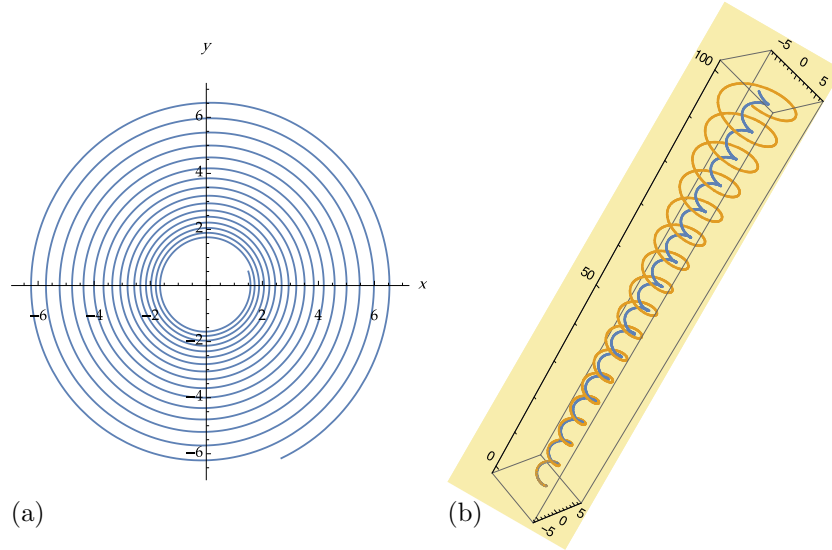


Figure 6: **Time-Delayed System:** (a) Phase portrait of delay induced feedback oscillator with no damping and nonlinearity, $a = 0, b = 0$ with $t_d = 0.623$ (directly calculated in Mathematica) (b) 3D phase space plot of delay (outer curve) in respect of non-delay (inner curve) with time.

nonlinearity almost exponentially increasing ΔE in (a), 9(b) ΔE is a constant from the initial time for the Center, 9(c) ΔE changes from its initial value to its vanishing value corresponding to a limit cycle and in 9(d) ΔE goes to zero from its initial value for a slowly decaying center type orbit.

The results of the numerical exploration are summarized in Table-1 to illustrate the dynamical features of limit cycle, center and slowly decaying center type orbits. The multiscale perturbation theory is adopted here from the Lecture notes of Strogatz which is based on the K-B averaging method. It is applied for the LLS system and a non-autonomous system of delayed nonlinear feedback model. The scaled amplitude equation generates all the results of shape, size of the limit cycle, center and slowly decaying center type orbits almost exactly except in few limit cycle cases a phase lag is found which needs the equation of phase also to be solved simultaneously. The amplitude equation can also be utilised as a stability criteria where the nature of the periodic orbit can be explicitly assigned. This method is giving comparable result with RG method which we have not shown here but checked analytically and numerically. However, it can not give correct result for strongly nonlinear cases where the restoring force in the LLS equation is nonlinear.

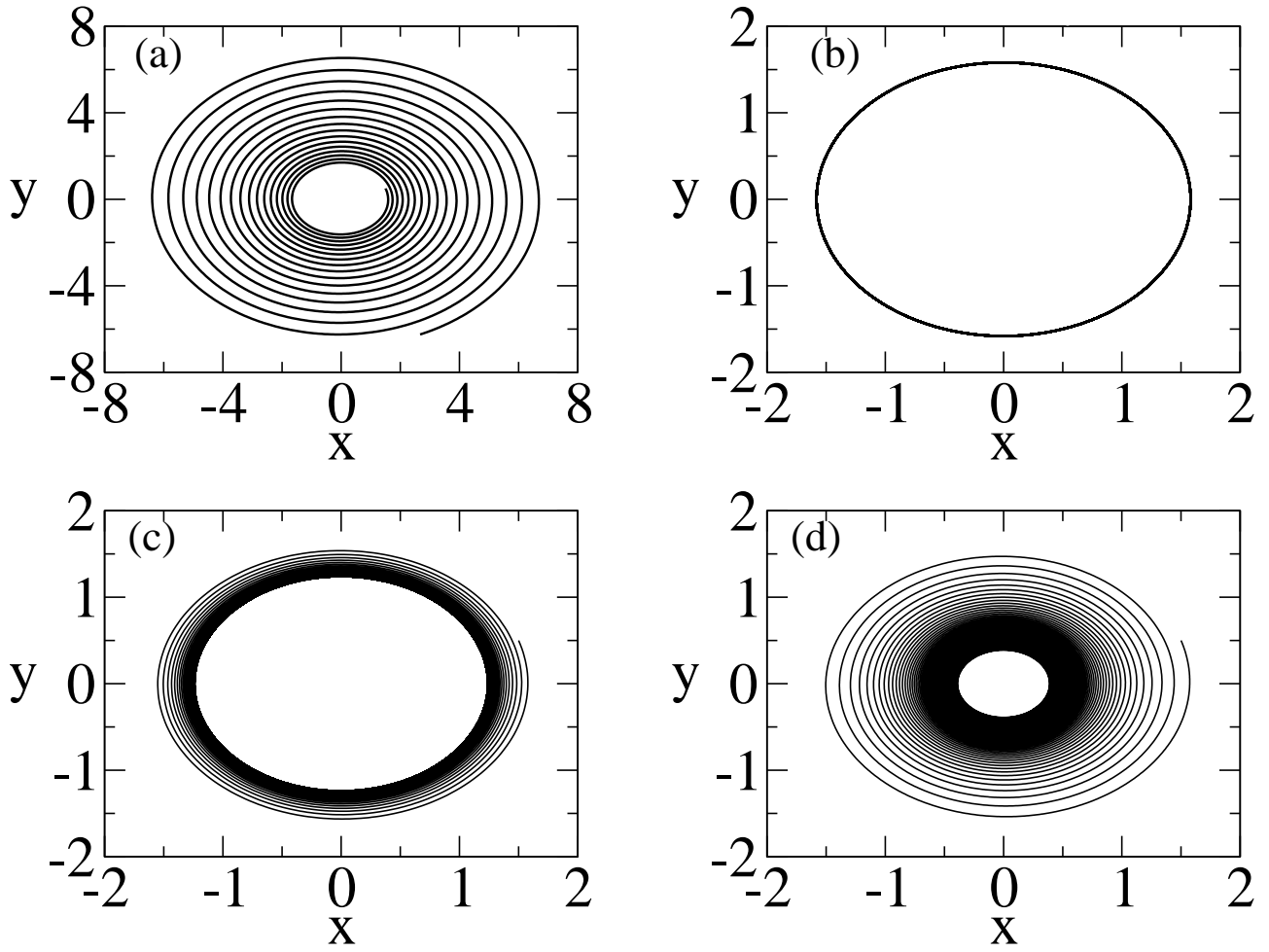


Figure 7: **Time-Delayed System:** Phase space plots of the numerical simulation of the approximate amplitude equation with the same time delay for (a) $a = 0, b = 0$ one gets a feedback system with increasing phase space area, (b) a center with $a = 0, b = \frac{\text{Sin}(\omega t_d)}{\omega}$, (c) a limit cycle with $a = 1, b < \frac{\text{Sin}(\omega t_d)}{\omega}$ and (d) a slowly decaying center type orbit with $a = 1, b = \frac{\text{Sin}(\omega t_d)}{\omega}$

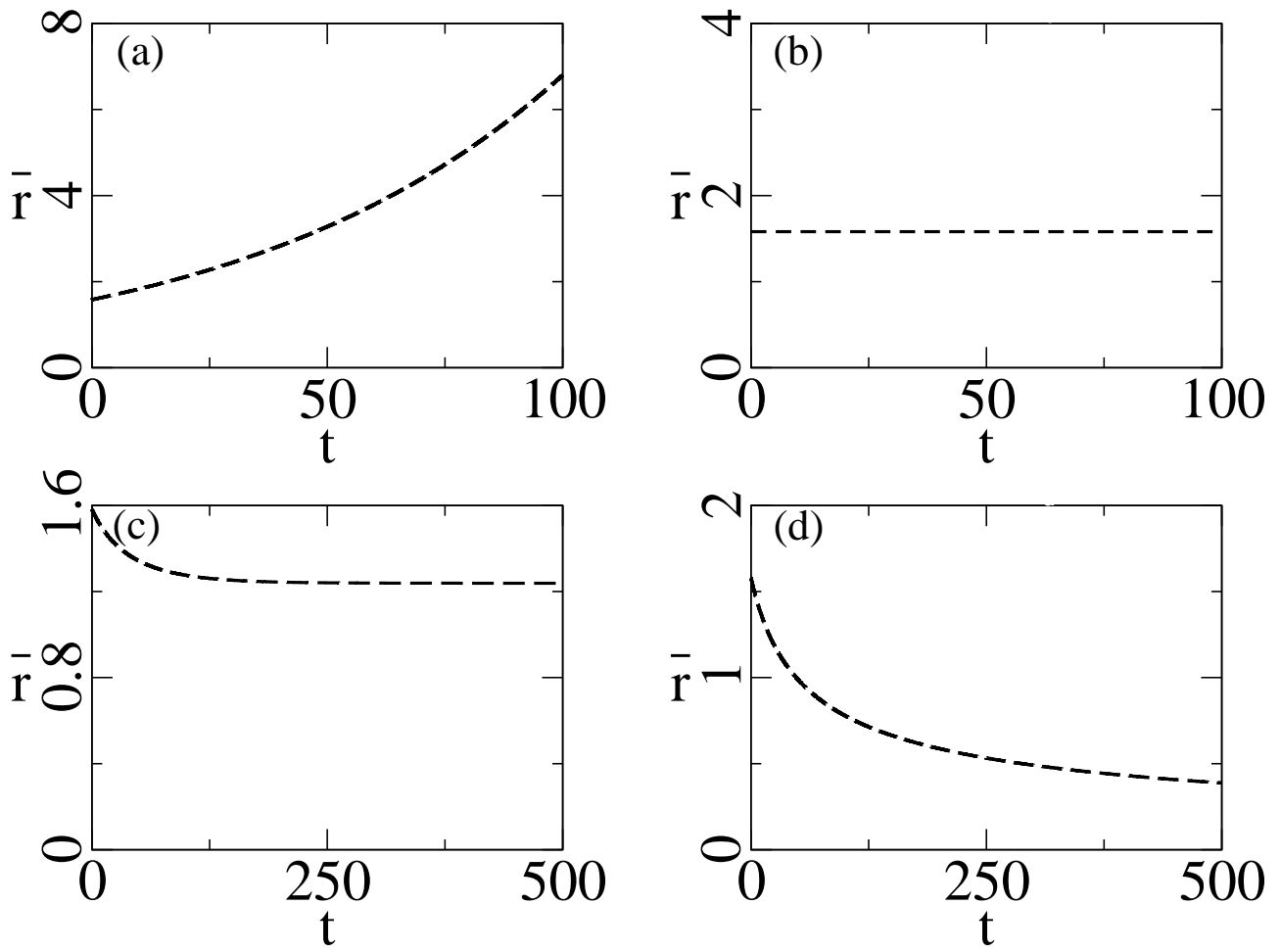


Figure 8: **Time-Delayed System:** Scaled radius is shown as a function of time in (a) increasing exponentially for purely feedback case, in (b) a constant from the initial time for the Center, in (c) changes from its IC outside the cycle to reach a constant corresponding to a limit cycle and in (d) decreases slowly with power law decay for the case of a slowly decaying center type orbit.

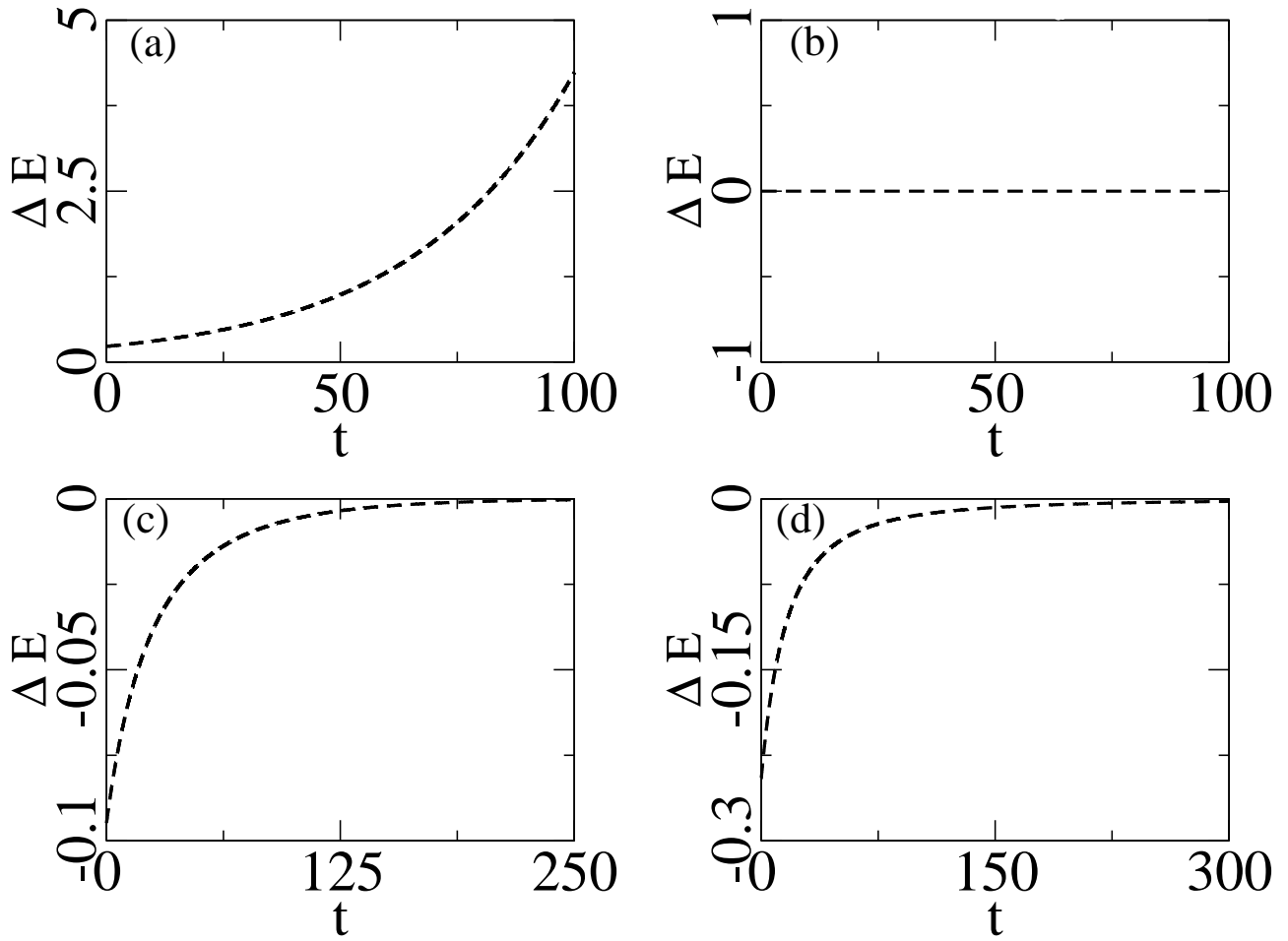


Figure 9: **Time-Delayed System:** The average energy consumption per cycle(ΔE) is shown as a function of time in (a) increasing exponentially for purely feedback case, in (b) a constant from the initial time for the center, in (c) changes from its IC out side the cycle to reach zero corresponding to a limit cycle and in (d) goes to zero for the case of a slowly decaying center type orbit.

5. Source of Power Law Decay

We have shown in various two dimensional open systems where the slowly decaying center undergoes a power law decay with exponent $\frac{1}{2}$. The question is how a center undergoes a power law decay? The source of power law decay can be traced in the nonlinear damping function in the LLS system.

It is very straight forward to show that the restoring force will not affect the amplitude equation. To show that we restrict ourselves to the case of LLS equation where the $F(\xi, \dot{\xi})$ and $G(\xi)$ are the polynomial functions of ξ and $\dot{\xi}$. It is well known that linear functional forms of F and G preclude the existence of center. This can be readily seen by considering the typical examples, e.g., a harmonic oscillator or a weakly nonlinear oscillator with a potential $\frac{1}{2}\omega^2x^2 + \frac{1}{3}\lambda x^4$, $0 < \lambda < 1$ or a Lotka-Volterra model, where one can encounter a center.

In LLS system $F(\xi, \dot{\xi})$ and $G(\xi)$ can be polynomial function of ξ and $\dot{\xi}$ and depending on the even-odd properties of $F(\xi, \dot{\xi})$ and $G(\xi)$ amplitude and phase of the oscillation affect the center and limit cycle of the system. In what follows we employ K-B method of averaging to show that the characteristic even and odd powers of polynomials play crucial role in determining the behaviour of the associated amplitude and phase equations.

Unlike a harmonic oscillator which has a center solution, for a nonlinear damping case, $\ddot{x} + \omega^2x = -\lambda x^3$, $0 < \lambda \ll 1$, one can find a decaying center solution[29]. Next, considering both damping and non-linear restoring force, a typical example of Lotka-Volterra system with LLS form(see Appendix), $\ddot{x} + \epsilon_1(b_1x + b_2\dot{x})\dot{x} + \omega^2x + \epsilon_1b_3x^2 = 0$, $0 < \epsilon_1 \ll 1$, gives a center solution. Here, the damping force function is of linear order and also odd as $F(\xi, \dot{\xi}) \neq F(-\xi, -\dot{\xi})$. From the various examples, it is not clear when a center undergoes power law decay. So we would like to introduce a little more general scenario when it appears.

To begin with we consider polynomial functions of $F(\xi, \dot{\xi})$ and $G(\xi)$ with upto cubic power of $\dot{\xi}$ and ξ in the following reduced forms,

$$\begin{aligned} F(\xi, \dot{\xi}) &= -[A_{01} + A_{11}\xi + A_{21}\xi^2 + A_{31}\xi^3 + A_{02}\dot{\xi} + A_{12}\xi\dot{\xi} + A_{22}\xi^2\dot{\xi} + A_{32}\xi^3\dot{\xi} \\ &\quad + A_{03}\dot{\xi}^2 + A_{13}\xi\dot{\xi}^2 + A_{23}\xi^2\dot{\xi}^2 + A_{33}\xi^3\dot{\xi}^2], \\ G(\xi) &= -[A_{10}\xi + A_{20}\xi^2 + A_{30}\xi^3]. \end{aligned} \quad (19)$$

Let us take $|F(0, 0)| = \sigma \in \mathbb{R}^+$, an arbitrary constant with $F(\xi, \dot{\xi}) = \sigma F_\sigma(\xi, \dot{\xi})$. Then the LLS equation can be rewritten as

$$\ddot{\xi} + \sigma F_\sigma(\xi, \dot{\xi})\dot{\xi} + G(\xi) = 0. \quad (20)$$

Therefore the final equation takes the form of a non-linear oscillator after rescaling t by τ taking, $\omega t \rightarrow \tau$ as

$$\ddot{Z}(\tau) + \epsilon h(Z(\tau), \dot{Z}(\tau)) + Z(\tau) = 0, \quad (21)$$

where, $0 < \epsilon = \frac{\sigma}{\omega^2} \ll 1$, $\omega^2 = -A_{10} > 0$ and $Z(\tau) \equiv \xi(t)$ and $\dot{Z}(\tau) \equiv \dot{\xi}(t)$. Equation (21) is amenable to averaging with K-B method which gives

$$\begin{aligned} h(Z, \dot{Z}) &= - \left[\{B_{01} + B_{11}Z + B_{21}Z^2 + B_{31}Z^3 + B_{02}\omega\dot{Z} + B_{12}Z\omega\dot{Z} + B_{22}Z^2\omega\dot{Z} + B_{32}Z^3\omega\dot{Z} \right. \\ &\quad \left. + B_{03}\omega^2\dot{Z}^2 + B_{13}Z\omega^2\dot{Z}^2 + B_{23}Z^2\omega^2\dot{Z}^2 + B_{33}Z^3\omega^2\dot{Z}^2\} \omega\dot{Z} + B_{20}Z^2 + B_{30}Z^3 \right], \end{aligned} \quad (22)$$

where $B_{ij} = \frac{A_{ij}}{\sigma}$, $i, j = 1, 2, 3$ are the corresponding indices. The amplitude and phase equations are obtained as,

$$\begin{aligned} \dot{\bar{r}} &= \frac{\epsilon\omega\bar{r}}{16} \{ \bar{r}^2 (B_{23}\bar{r}^2\omega^2 + 6B_{03}\omega^2 + 2B_{21}) + 8B_{01} \} + O(\epsilon^2), \\ \dot{\bar{\phi}} &= -\frac{\epsilon\bar{r}^2}{16} (B_{32}\bar{r}^2\omega^2 + 2B_{12}\omega^2 + 6B_{30}) + O(\epsilon^2). \end{aligned} \quad (23)$$

Dynamical features of limit cycle, center and slowly decaying center-type Orbits				
Periodic Orbits	Steady State Value (SSV) / Approach to Steady State (ASS) whether IC is inside or outside	Limit Cycle	Center	slowly decaying center-type orbit
Average scaled radius (\bar{r})	<ul style="list-style-type: none"> •SSV •ASS 	<p>A constant independent of Initial Condition (IC)</p> <p>(a) When IC is inside it increases and saturates to a fixed value</p> <p>(b) When IC is outside it decreases and saturates to a fixed value</p>	<p>A constant value depending on IC</p> <p>As IC is always on the orbit, it becomes fixed from initial time</p>	<p>Asymptotically decreasing very slowly by following Power Law ($\propto t^{-\frac{1}{2}}$) relaxation</p> <p>Same as SSV</p>
Average energy consumption per cycle ($\Delta E = 2\pi\bar{r}\dot{\bar{r}}$)	<ul style="list-style-type: none"> •SSV •ASS 	<p>Zero</p> <p>(a) When IC is inside it initially increases within a very short region and passing through a peak then gradually falls to zero</p> <p>(b) When IC is outside it increases from negative value to zero</p>	<p>Zero</p> <p>Fixed from initial time</p>	<p>Zero</p> <p>From a negative value increases to zero</p>
$\dot{\phi}$	<ul style="list-style-type: none"> •SSV •ASS 	<p>Fixed value (Zero/ Non-zero)</p> <p>(a) When IC is inside it initially increases and then saturates to a fixed value or Zero</p> <p>(b) When IC is outside it decreases and saturates to a fixed value or Zero</p>	<p>Fixed value (Zero/ Non-zero)</p> <p>Fixed value (Zero/ Non-zero)</p>	<p>Almost Zero</p> <p>Almost Zero</p>
$\dot{\bar{r}}$	<ul style="list-style-type: none"> •SSV •ASS 	<p>Zero</p> <p>(a) When IC is inside it initially increases within a very short region and attains a maximum before going to zero</p> <p>(b) When IC is outside it increases from a negative value to zero</p>	<p>Zero</p> <p>Zero throughout all time</p>	<p>Zero</p> <p>Increases from a negative value to zero</p>

Table 1: Dynamical features of limit cycle, center and decaying center-type orbits

Now from a detailed analysis of the amplitude equation for \bar{r} , it is apparent that only even elements of $F(\xi, \dot{\xi})$ appears but none of the elements of $G(\xi)$ is present due to the vanishing value of the averages of $\sin^\mu \cos^\nu$ terms with $\mu = 1$ and $\nu \in \mathbb{Z}$. The non-zero averages arise only when μ, ν both are even i.e. $\mu = 2\eta_1, \nu = 2\eta_2; \eta_1, \eta_2 \in \mathbb{Z}$. The power law solution of amplitude with $t^{-\frac{1}{2}}$ can appear from equation(23) only when the right hand side contains r^3 term which means when A_{23} or B_{23} terms should be absent and there must be nonzero positive value of any one of the terms, A_{03} and A_{21} should be present.

6. Conclusions

By suitably adopting K-B averaging method in multi-scale perturbation theory for a periodic system here we have provided the solution of a class of two variable open systems through LLS form. The approximate K-B solution is shown to be almost exact for calculating physical properties with a set of diverse examples, namely, Glycolytic oscillator, L-V system, a generalized van der Pol oscillator and a time delayed nonlinear feedback oscillator. To characterize a slowly decaying center type oscillator one can find that even when the constant part of damping force in LLS equation vanishes i.e. $F(0, 0) = 0$, the center may undergo a slow decay and asymptotically gives a stable focus and the radius of the center undergoes a power-law decay. Here we have investigated about the source of this power law decay and in this context we have compared the asymptotic dynamics of the limit cycle, center and slow decay of centre-type orbit in various open systems and a generic feature of all these systems are explored.

The condition of isochronicity which is usually defined as the amplitude independent period of the orbit is utilized to characterize the dynamical features of limit cycle, center and slowly decaying center type orbits as pointed below. While the shape of the orbits are shown in phase space of actual variables, the size of the orbit is studied by introducing an average scaled radius variable and asymptotic approach of the orbits to steady state can be understood from the scaled radius and energy consumption per cycle.

1. From the approximate solution we can find the limit cycle, center or slowly decaying center type motion almost exactly just by using the single variable equation of the radius, so called amplitude equation. However, to get rid of the slight phase lag in the limit cycle case one needs to solve the equation of phase variable coupled with radius variable simultaneously.
2. The energy consumption per cycle ΔE , of the limit cycle vanishes at the steady state depending on the position of the initial condition which can be inside or outside of the cycle in a particular way: (a) when the initial condition is inside the cycle, it increases initially to a maximum in a very short time and then goes to zero, (b) when the initial condition is outside the cycle, ΔE increases from a negative value to zero. For the case of a center quite distinctly it is zero from the initial time upto the steady state. For a slowly decaying center, ΔE increases from a negative value to zero.
3. Most interesting feature about the difference in center and slowly decaying center type oscillation, which is indistinguishable from the LLS equation form, i.e., $F(0, 0) = 0$, the slowly decaying center type case reveals a power law decay of the radius, $t^{-\frac{1}{2}}$ asymptotically unlike the center where the radius becomes almost constant from initial time, however, ΔE for slowly decaying center type oscillation arrives at zero in a finite time.

7. Appendix

Casting Lotka-Volterra system into LLS form: Let us set $z = \delta x + \beta y$ which gives $\dot{z} = \alpha\delta x - \beta\gamma y = u \implies x = \frac{\dot{z} + \gamma z}{(\alpha + \gamma)\delta}$ and $y = \frac{-\dot{z} + \alpha z}{(\alpha + \gamma)\beta}$. After taking t derivative upon \dot{z} one can

have,

$$\ddot{z} = (\alpha - \gamma)\dot{z} + \alpha\gamma z + \frac{\dot{z}^2}{\alpha + \gamma} + \frac{\gamma - \alpha}{\alpha + \gamma}z\dot{z} - \frac{\alpha\gamma}{\alpha + \gamma}z^2.$$

As the fixed point, $(0, 0)$ gives a saddle solution, choosing the remaining non-zero fixed point for further investigations and after taking perturbation $z = \xi + z_s$ around the fixed point $z_s = \alpha + \gamma = \delta x_s + \beta y_s \neq 0$, one can get the LLS form with $F(\xi, \dot{\xi}) = a_1\xi + a_2\dot{\xi}$ where $a_1 = \frac{\alpha - \gamma}{\alpha + \gamma}$ and $a_2 = -\frac{1}{\alpha + \gamma}$. It is to be noted that $G(\xi)$ contains nonlinearity with $G(\xi) = \omega^2\xi + a_3\xi^2$ where $\omega = \sqrt{\alpha\gamma} = \text{Im}(\lambda)$ (+ve sense) and $a_3 = \frac{\alpha\gamma}{\alpha + \gamma}$. After introducing a very small parameter ϵ_1 (say) in the constants, a_i, b_i such that $a_i = \epsilon_1 b_i, i = 1, 2, 3$ the above equation reduces to $\ddot{\xi} + \epsilon_1(b_1\xi + b_2\dot{\xi})\dot{\xi} + \omega^2\xi + \epsilon_1 b_3\xi^2 = 0$, and after rescaling time it reduces to $\ddot{Z}(\tau) + \epsilon h(Z(\tau), \dot{Z}(\tau)) + Z(\tau) = 0$ with $h = (k_1 Z + k_2 \dot{Z})\dot{Z} + k_3 Z^2$ where $k_1 = \omega b_1, k_2 = \omega^2 b_2, k_3 = b_3$, and $\epsilon = \frac{\epsilon_1}{\omega^2}$. We have considered $0 < \epsilon \ll 1$, which means $0 < \epsilon_1 \ll \omega^2 = \alpha\gamma \leq 1 \implies \alpha \leq \frac{1}{\gamma}$, since $\alpha, \gamma > 0$.

Acknowledgement

Sandip Saha acknowledges RGNF, UGC, India for the partial financial support. We thank Prof. D S Ray for useful discussion.

8. References

References

- [1] A. H. Nayfeh, Introduction to perturbation techniques, (Wiley, New York 1981).
- [2] G. D. Birkhoff, Dynamical Systems. (A.M.S. Publications: Providence, 1927).
- [3] S. L. Ross, Differential Equations. Wiley, 1984; D. W. Jordan and P. Smith, Nonlinear Ordinary Differential Equations: An introduction for Scientists and Engineers, 4th edn. Oxford: Oxford University Press, 2007.
- [4] D. Ruelle and F. Takens, On the nature of turbulence, Comm. Math. Phys., 20, 167-192; 23, 343-344 (1971).
- [5] Steven H. Strogatz, Nonlinear Dynamics and Chaos: with Applications to Physics, Biology, Chemistry and Engineering (Westview Press, USA, 1994).
- [6] S.N. Pandey, P.S. Bindu, M. Senthilvelan, M. Lakshmanan, J. Math. Phys. 50, 102701 (2009).
- [7] A. Sarkar and J. K. Bhattacharjee. Euro. Phys. Letts. 91 60004 (2010).
- [8] A. Sarkar, P. Guha, A. Ghose-Choudhury, J. K. Bhattacharjee, A. K. Mallik and P. G. L. Leach, J. Phys. A: Math. Theo. 45(41), 415101. (2012).
- [9] F. Cologero, Isochronous Systems, Oxford University Press, (2008).
- [10] C. M. Bender and S.A. Orszag, Advanced Mathematical Methods for Scientists and Engineers (Springer-Verlag, New York, 1978).
- [11] J. D. Murray, nonlinear Differential Equation Models in Biology (Clarendon, Oxford) (1977).
- [12] J. D. Murray, Mathematical Biology (Springer-Verlag, Berlin) (1989).
- [13] J. Chavarriga and M. Sabatini, Qualitative Theory of Dynamical Systems, 1, 1-70 (1999).

- [14] S Ghosh, D S Ray, Eur. Phys. J. B 87 65 (2014).
- [15] G. Nicolis, I. Prigogine, Self-organization in Non- equilibrium Systems (Wiley Interscience, New York, 1977).
- [16] I.R. Epstein, J.A. Pojman, An Introduction to nonlinear Chemical Dynamics (Oxford University Press, New York,1998).
- [17] P. Gray, S.K. Scott, Chemical Oscillations and Instabilities (Clarendon, Oxford, 1990).
- [18] Y. Kuramoto, Chemical Oscillations Waves, and Turbulence. Dover (2003).
- [19] J.H. Merkin, D.J. Needham, and S.K. Scott. Proc. Royal Soc. London A: Mathematical, Physical and Engineering Sciences. 406, 299 (1986).
- [20] A. Goldbeter, Biochemical Oscillations and Biological Rhythms (Cambridge University Press, Cambridge, 1996).
- [21] S. Kar, D.S. Ray, Phys. Rev. Lett. 90, 238102 (2003).
- [22] E.B. Postnikov, D.V. Vervevko, A.Yu. Verisokin, Phys. Rev. E 83, 062901 (2011).
- [23] J.M.A.M. Kusters, J.M. Cortes, W.P.M. van Meerwijk, D.L. Ypey, A.P.R. Theuvenet, C.C.A.M. Gielen, Phys. Rev. Lett. 98, 098107 (2007).
- [24] L. Chen, R. Wang, T.J. Kobayashi, K. Aihara, Phys. Rev. E 70, 011909 (2004).
- [25] A. Goldbeter, Proc. R. Soc. Lond. B 261, 319 (1995); S. Sen, S.S. Riaz, D.S. Ray, J. Theo. Biol. 250, 103 (2008).
- [26] L.Y. Chen, N. Goldenfeld, Y. Oono, Phys. Rev. Lett. 73, 1311 (1994).
- [27] L.Y. Chen, N. Goldenfeld, Y. Oono, Phys. Rev. E 54, 376 (1996).
- [28] D.W. Jordan, P. Smith, Nonlinear Ordinary Differential Equations: an introduction for Scientists and Engineers, 4th edn. (Oxford University Press, Oxford, 2007).
- [29] A. Sarkar, J.K. Bhattacharjee, S. Chakraborty , and D.B. Banerjee Eur. Phys. J. D 64, 479 (2011).
- [30] S. Goto, Prog. Theo. Phys. 118, 211(2007).
- [31] E.E. Selkov, Eur. J. Biochem. 4, 79 (1968); J. Higgins, Proc. Natl. Acad. Sci. USA 51, 989 (1964).
- [32] S. Saha, G. Gangopadhyay, J. Math. Chem. 55:887 - 910 (2017).
- [33] Ronald E. Mickens, An Introduction to Nonlinear Oscillations (Cambridge University Press, New York, 1981).