

A Fast Method for Array Response Adjustment with Phase-Only Constraint

Xuejing Zhang*, Zishu He*, Bin Liao†, Xuepan Zhang‡, Yue Yang*

*University of Electronic Science and Technology of China, Chengdu 611731, China

†Shenzhen University, Shenzhen 518060, China

‡Qian Xuesen Laboratory of Space Technology, Beijing 100094, China

Email: xjzhang7@163.com, zshe@uestc.edu.cn, binliao@szu.edu.cn, zhangxuepan@qxslab.cn, yueyang@std.uestc.edu.cn

Abstract—In this paper, we propose a fast method for array response adjustment with phase-only constraint. This method can precisely and rapidly adjust the array response of a given point by only varying the entry phases of a pre-assigned weight vector. We show that phase-only array response adjustment can be formulated as a polygon construction problem, which can be solved by edge rotation in complex plain. Unlike the existing approaches, the proposed algorithm provides an analytical solution and guarantees a precise phase-only adjustment without pattern distortion. Moreover, the proposed method is suitable for an arbitrarily given weight vector and has a low computational complexity. Representative examples are presented to demonstrate the effectiveness of the proposed algorithm.

I. INTRODUCTION

Controlling the array power response as desired plays an important role in the applications of sensor arrays. Many methods have been reported to control array response by designing an architecture including both amplitudes and phases of excitation for the given specification, see e.g., [1]–[4]. In fact, phase-only architectures which use a single power-divider network simplify the beamforming network as well as reduce cost. In this perspective, phase-only control is preferred [5]. So far, many phase-only response control and/or pattern synthesis methods have been reported. A phase-only power synthesis technique is presented for reconfigurable conformal arrays in [6], whereas for linear and planar arrays, the phase-only synthesis of minimum peak sidelobe patterns is considered in [7]. Taking advantage of advances in convex optimization [8], a class of phase-only response control algorithms have been devised. For instance, the semidefinite relaxation (SDR) technique [9] has been applied in [10] and the alternating optimization algorithm is adopted in [11]. Other methods include intersection approach [12], bi-quadratic programming method [13], to name just a few.

It is worth noting that in general the aforementioned methods have to redesign the weight vector even if only a slight adjustment of the array power response is required. To this end, some accurate array response control approaches have been developed recently [14]–[16]. However, these methods design both the amplitude and phase of the weight vector. They cannot be straightforwardly applied to the phase-only design. Thus, a geometrical formulation to the problem of phase-only array response adjustment is developed in this paper. The proposed

method is able to realize rapid array response adjustment with phase-only constraint for a given weight vector.

II. THE PROPOSED ALGORITHM

A. Geometrical Interpretation of the Problem

We consider an array of $N \geq 3$ elements. For a given weight vector \mathbf{w}_{pre} and a pre-assigned angle θ_c , we aim to only vary the entry phases of \mathbf{w}_{pre} such that the so-obtained new weight vector \mathbf{w}_{new} adjusts the normalized array power response at θ_c to its desired level ρ_c , i.e.,

$$L_{\text{new}}(\theta_c, \theta_0) \triangleq |\mathbf{w}_{\text{new}}^H \mathbf{a}(\theta_c)|^2 / |\mathbf{w}_{\text{new}}^H \mathbf{a}(\theta_0)|^2 = \rho_c \quad (1)$$

where θ_0 represents the main beam axis, $\mathbf{a}(\theta)$ stands for the steering vector at θ , and the entries of \mathbf{w}_{new} and \mathbf{w}_{pre} fulfill the condition

$$w_{\text{new},n} = |w_{\text{pre},n}| \cdot e^{j\phi_n}, \quad n = 1, \dots, N. \quad (2)$$

with $\phi_n = \angle w_{\text{new},n}$. By introducing a phase parameter $\psi_c \in [0, 2\pi)$, we can rewrite (1) as

$$\mathbf{w}_{\text{new}}^H \underbrace{(\mathbf{a}(\theta_c) - \sqrt{\rho_c} e^{j\psi_c} \mathbf{a}(\theta_0))}_{\triangleq \mathbf{h}(\theta_c, \theta_0, \rho_c, \psi_c)} = \sum_{n=1}^N h_n |w_{\text{pre},n}| e^{-j\phi_n} = 0 \quad (3)$$

where h_n is the n th element of $\mathbf{h}(\theta_c, \theta_0, \rho_c, \psi_c)$. Given θ_c , θ_0 , ρ_c and ψ_c , our concern is finding appropriate ϕ_n , $n = 1, \dots, N$, to satisfy (3).

For notational simplicity, let us define

$$v_n \triangleq h_n \cdot |w_{\text{pre},n}|, \quad n = 1, \dots, N \quad (4)$$

and hence re-express (3) as $\sum_{n=1}^N v_n e^{-j\phi_n} = 0$. In a view of complex plane, $v_n e^{-j\phi_n}$ corresponds to a vector, denoted as $v_n e^{-j\phi_n}$, whose coordinate is given by $(\Re(v_n e^{-j\phi_n}), \Im(v_n e^{-j\phi_n}))$. With this geometrical concept, one can denote (3) as

$$\sum_{n=1}^N \overrightarrow{v_n e^{-j\phi_n}} = \sum_{n=1}^N \overrightarrow{|v_n| e^{j(\vartheta_n - \phi_n)}} = \vec{\mathbf{0}} \quad (5)$$

where $\vartheta_n = \angle v_n = \angle h_n$, $n = 1, \dots, N$. The problem of solving (3) with respect to ϕ_n becomes how to rotate the vectors $\overrightarrow{v_n}$, $n = 1, \dots, N$, in complex plane to sum them up to a zero vector.

B. A Geometric Solution via Triangle Construction

We now derive a solution to the above problem via triangle construction [17]. To begin with, let us sort the entries of $[|v_1|, \dots, |v_N|]$ in a descending order as

$$[d_1, \dots, d_N]^T = \mathbf{J}[|v_1|, \dots, |v_N|]^T \quad (6)$$

where $d_1 \geq d_2 \geq \dots \geq d_N > 0$ and \mathbf{J} denotes a certain permutation matrix. As a result, solving the problem (5) with respect to ϕ_n equals to finding $\{\varphi_1, \dots, \varphi_N\}$ such that

$$\sum_{i=1}^N \overrightarrow{d_i e^{j\varphi_i}} = \vec{\mathbf{0}}. \quad (7)$$

After solving this problem with respect to φ_n , $n = 1, \dots, N$, the phase ϕ_n can be recovered as

$$[\phi_1, \dots, \phi_N]^T = [\vartheta_1, \dots, \vartheta_N]^T - \mathbf{J}^{-1}[\varphi_1, \dots, \varphi_N]^T. \quad (8)$$

Before proceeding, a useful lemma [17] is given.

Lemma 1: Assume $d_1 \geq d_2 \geq \dots \geq d_N > 0$, define a piecewise summation function $Q(\cdot)$ as

$$Q(k, l) \triangleq \sum_{i=k}^l d_i, \quad 1 \leq k \leq l \leq N. \quad (9)$$

Then if $d_1 \leq Q(2, N)$, we have $d_1 \geq \min_{i \in \{2, \dots, N-1\}} |Q(2, i) - Q(i+1, N)|$.

On the basis of Lemma 1, the following important corollary can be obtained.

Corollary 1: If $d_1 \leq Q(2, N)$, the non-linear Eqn. (7) has the following solution as

$$\varphi_i = \begin{cases} \pi, & \text{if } i = 1 \\ \alpha_1, & \text{if } 2 \leq i \leq m \\ \alpha_1 + \alpha_2 + \pi, & \text{if } m+1 \leq i \leq N \end{cases} \quad (10)$$

where m is the index satisfying

$$m = \arg \min_{i \in \{2, \dots, N-1\}} |Q(2, i) - Q(i+1, N)| \quad (11)$$

α_1 and α_2 are given by

$$\alpha_1 = \arccos \left(\frac{d_1^2 + Q^2(2, m) - Q^2(m+1, N)}{2d_1 Q(2, m)} \right) \quad (12a)$$

$$\alpha_2 = \arccos \left(\frac{Q^2(2, m) + Q^2(m+1, N) - d_1^2}{2Q(2, m)Q(m+1, N)} \right). \quad (12b)$$

Proof: Given the m in (11), if $d_1 \leq Q(2, N)$, we can obtain from Lemma 1 that $d_1 \geq |Q(2, m) - Q(m+1, N)|$. Thus, the three edges, i.e., d_1 , $Q(2, m)$ and $Q(m+1, N)$, can construct a triangle as shown in Fig. 1. In a geometrical manner, we have $d_1 e^{j\pi} + Q(2, m) e^{j\alpha_1} + Q(m+1, N) e^{j(\alpha_1 + \alpha_2 + \pi)} = \vec{\mathbf{0}}$, which indicates that there exists a solution to the problem (7) as specified in (10). This completes the proof. ■

Note that although Corollary 1 provides a closed-form solution to the problem (7) with the aid of triangle construction, it is experimentally found that the resulting beampattern of \mathbf{w}_{new} may lead to large pattern variations in the uncontrolled region, compared to the previous beampattern.

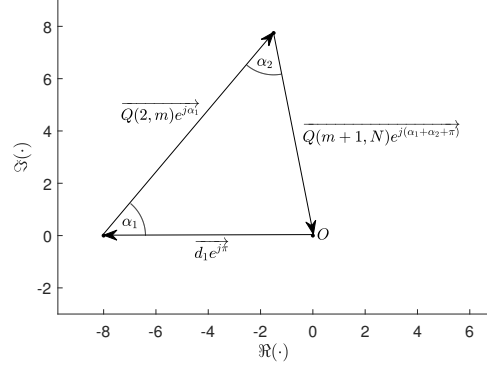


Fig. 1. Geometrical illustration of triangle construction.

C. Solution Analysis via Polygon Construction

In this subsection, the above-obtained solution is analyzed with polygon construction. Before further discussion, we first give the following lemma, which has also been reported and proved in [17].

Lemma 2: Given $d_1 \geq d_2 \geq \dots \geq d_N > 0$, there exists a solution to $\sum_{i=1}^N \overrightarrow{d_i e^{j\varphi_i}} = \vec{\mathbf{0}}$ (or all the edges d_i 's can form a polygon), if and only if the condition $d_1 \leq Q(2, N)$ is satisfied.

According to the derivation of Corollary 1, we can construct a triangle using d_1 , $Q(2, m)$ and $Q(m+1, N)$, as presented in Fig. 1, with m being given in (11). In fact, a polygon can be remained if we rotate the vector $d_2 e^{j\varphi_2}$ with certain angles. To make this clear, let us introduce an auxiliary vector $x_2 e^{j\gamma_2}$ (with modulus x_2 and phase γ_2) pointing from $\vec{\mathbf{0}}$ to $d_1 e^{j\pi} + d_2 e^{j\varphi_2}$. We know that all the edges d_i 's ($i = 1, \dots, N$) can form a polygon if and only if:

- 1) The edges d_1 , d_2 and x_2 can form a triangle.
- 2) The edges x_2 , d_3, \dots, d_N can form a polygon.

Recalling Lemma 2, we can then calculate the range of feasible x_2 and further determine the set of feasible φ_2 . Once φ_2 has been determined as $\varphi_{2,*}$ (discussed in the next subsection), the resulting $x_2 e^{j\gamma_{2,*}}$ ($\gamma_{2,*}$ represents the ultimate selection of γ_2) satisfies $x_2 e^{j\gamma_{2,*}} = d_1 e^{j\varphi_{1,*}} + d_2 e^{j\varphi_{2,*}}$.

In a general sense, if $x_{i-1} e^{j\gamma_{i-1}}$ has been determined as $x_{i-1} e^{j\gamma_{i-1,*}}$, we can then calculate the set of feasible φ_i , by introducing an auxiliary vector $x_i e^{j\gamma_i}$ pointing from $\vec{\mathbf{0}}$ to $x_{i-1} e^{j\gamma_{i-1,*}} + d_i e^{j\varphi_i}$, $i = 2, \dots, N-2$, where x_1 and $\gamma_{1,*}$ are defined, respectively, as $x_1 \triangleq d_1$, $\gamma_{1,*} \triangleq \varphi_{1,*} = \pi$. To satisfy (7), the edges x_{i-1} , d_i, \dots, d_N should form a polygon. According to Lemma 2, we can obtain the set of x_i , denoted as $\mathbb{X}_i = [x_{i,\min}, x_{i,\max}]$, $2 \leq i \leq N-2$, with

$$x_{i,\min} = \max \left\{ |x_{i-1} - d_i|, d_{i+1} - \sum_{k=i+2}^N d_k \right\} \quad (13)$$

$$x_{i,\max} = \min \left\{ x_{i-1} + d_i, \sum_{k=i+1}^N d_k \right\}. \quad (14)$$

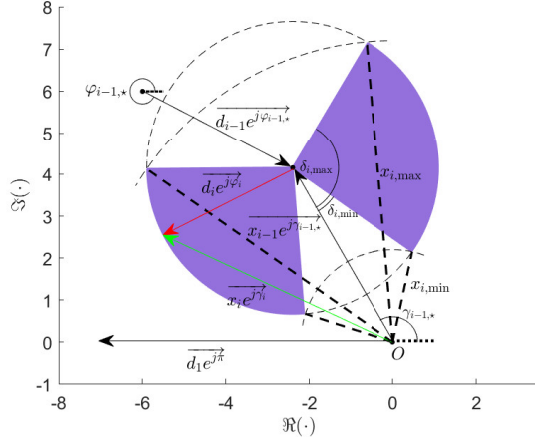


Fig. 2. Illustration on geometrical determination of the set of φ_i , $i = 2, \dots, N-2$.

Fig. 2 shows a geometrical interpretation of determining the set of φ_i , $2 \leq i \leq N-2$. It is seen that the included angle between edges x_{i-1} and d_i (denoted as δ_i) satisfies $\delta_i \in [\delta_{i,\min}, \delta_{i,\max}]$ with

$$\delta_{i,\min} = \arccos((x_{i-1}^2 + d_i^2 - x_{i,\min}^2)/(2x_{i-1}d_i)) \quad (15)$$

$$\delta_{i,\max} = \arccos((x_{i-1}^2 + d_i^2 - x_{i,\max}^2)/(2x_{i-1}d_i)). \quad (16)$$

Furthermore, we can obtain the set of feasible φ_i as

$$\varphi_i \in \Psi_i \triangleq [\gamma_{i-1} + \pi - \delta_{i,\max}, \gamma_{i-1} + \pi - \delta_{i,\min}] \cup [\gamma_{i-1} + \pi + \delta_{i,\min}, \gamma_{i-1} + \pi + \delta_{i,\max}]. \quad (17)$$

Assume that φ_i is determined as $\varphi_{i,*}$ (see next subsection), the ultimate $x_i e^{j\gamma_{i,*}}$, $i = 2, \dots, N-2$, can be expressed as

$$\overrightarrow{x_i e^{j\gamma_{i,*}}} = \overrightarrow{x_{i-1} e^{j\gamma_{i-1,*}}} + \overrightarrow{d_i e^{j\varphi_{i,*}}}. \quad (18)$$

Note that if $i = N-2$ is applied, the resulting x_{N-2} can form a triangle with the other two edges d_{N-1} and d_N . In this case, it's not hard to learn that there are two candidates at most for φ_{N-1} as

$$\varphi_{N-1} \in \Psi_{N-1} \triangleq \{\gamma_{N-2,*} + \pi - \delta_{N-1}, \gamma_{N-2,*} + \pi + \delta_{N-1}\}.$$

where $\delta_{N-1} = \arccos((x_{N-2}^2 + d_{N-1}^2 - d_N^2)/(2x_{N-2}d_{N-1}))$. Moreover, if φ_{N-1} is selected as $\varphi_{N-1,*}$ (discussed in the next subsection), there would be only one choice for the ultimate φ_N (denoted as $\varphi_{N,*}$), which can be expressed accordingly as

$$\varphi_{N,*} = \angle(\overrightarrow{x_{N-2} e^{j\gamma_{N-2,*}}} + \overrightarrow{d_{N-1} e^{j\varphi_{N-1,*}}}). \quad (19)$$

D. Determination of the Phase Parameter φ_i

In this subsection, we consider the determination of $\varphi_{i,*}$, $i = 2, \dots, N$, and complete the proposed algorithm by finding the ultimate ϕ_n , $n = 1, \dots, N$.

To begin with, for any given $i \in \{1, \dots, N\}$, we note from (8) that there exists a unique index $n \in \{1, \dots, N\}$ such that

TABLE I
SETTINGS OF SENSOR LOCATIONS, EXCITATION AMPLITUDES AND THE OBTAINED WEIGHTINGS BY THE PROPOSED ALGORITHM

n	$x_n(\lambda)$	g_n	w_n
1	0.00	1.12	$1.1169 + i0.0838$
2	0.30	1.10	$0.5680 - i0.9420$
3	0.90	1.00	$-0.9167 - i0.3996$
4	1.55	1.05	$0.0797 + i1.0470$
5	2.05	0.98	$0.9661 - i0.1647$
6	2.60	1.06	$-0.4119 - i0.9767$
7	3.05	0.91	$-0.8384 - i0.3538$
8	3.60	0.95	$0.3063 + i0.8993$
9	4.05	1.02	$1.0014 - i0.1938$
10	4.55	0.92	$-0.0239 - i0.9197$
11	5.00	0.98	$-0.9758 + i0.0910$

$\mathbf{J}(i, n) = 1$, and we denote its resulting value for clarity as $n = \zeta(i)$. With the above notation, one obtains from (8) that

$$\phi_{\zeta(i)} = \vartheta_{\zeta(i)} - \varphi_i, \quad i = 1, \dots, N. \quad (20)$$

Since the beampattern is invariant to a fixed phase shift, we set the ultimate selection of $\phi_{\zeta(1)}$ straightforwardly as $\phi_{\zeta(1),*} = \vartheta_{\zeta(1)} - \varphi_{1,*} = \vartheta_{\zeta(1)} - \pi$.

For the index $i \in \{2, \dots, N-1\}$, we propose to optimize $\phi_{\zeta(i)}$ ($i = 2, \dots, N-1$) as

$$\text{minimize}_{\phi_{\zeta(i)}} |\exp(j\phi_{\zeta(i)}) - \exp(j\angle \bar{w}_{\zeta(i)})| \quad (21a)$$

$$\text{subject to } \phi_{\zeta(i)} \in \Phi_{\zeta(i)} \quad (21b)$$

where $\Phi_{\zeta(i)} = \{\phi_{\zeta(i)} | \phi_{\zeta(i)} = \vartheta_{\zeta(i)} - \varphi_i, \varphi_i \in \Psi_i\}$. In (21), $\bar{w}_{\zeta(i)}$ is the $\zeta(i)$ th element of a pre-designed weight vector $\bar{\mathbf{w}}$ that can result a satisfactory beampattern. Note that the phase-only constraint (2) may not be satisfied by $\bar{\mathbf{w}}$. In this paper, we construct $\bar{\mathbf{w}}$ using the weight vector orthogonal decomposition (WORD) algorithm [16]. Giving a weight vector \mathbf{w}_{pre} , WORD can precisely and analytically adjust array response level at one pre-assigned angle θ_c as the desired level ρ_c . When $i = N$ is applied, there is only one candidate for φ_N , and hence, one can calculate the corresponding $\phi_{\zeta(N),*}$ as $\phi_{\zeta(N),*} = \vartheta_{\zeta(N)} - \varphi_{N,*}$. Consequently, the new weight vector \mathbf{w}_{new} can be obtained as

$$\mathbf{w}_{\text{new}} = [|\mathbf{w}_{\text{pre},1}|, \dots, |\mathbf{w}_{\text{pre},N}|]^T \odot [e^{j\phi_{1,*}}, \dots, e^{j\phi_{N,*}}]^T \quad (22)$$

where \odot denotes elementwise product.

III. NUMERICAL RESULTS

In this section, simulations are presented to demonstrate the effectiveness of the proposed algorithm. For comparison purpose, the results of SDR method in [10] and convex relaxation (CR) method in [11] will also be presented.

1) *Phase-Only Array Response Adjustment for a Non-uniformly Spaced Linear Array*: In the first example, we consider a non-uniformly spaced linear array with 11 isotropic elements, see x_n in Table I for the specifications of sensor positions. The main beam axis is set as $\theta_0 = -30^\circ$. The controlled angle and its desired level are taken as $\theta_c = 52^\circ$ and $\rho_c = -30\text{dB}$, respectively. In this case, the previous

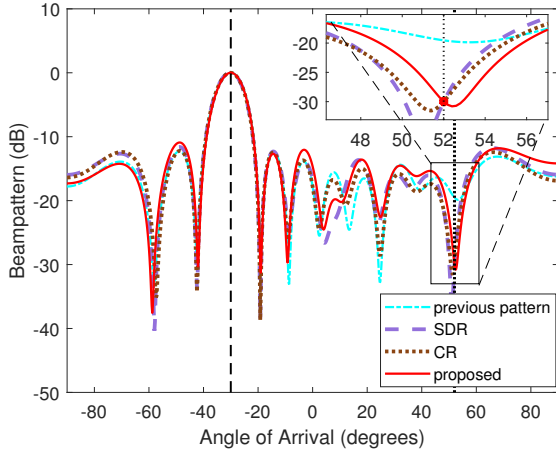


Fig. 3. Resulting patterns using a non-uniform linear array.

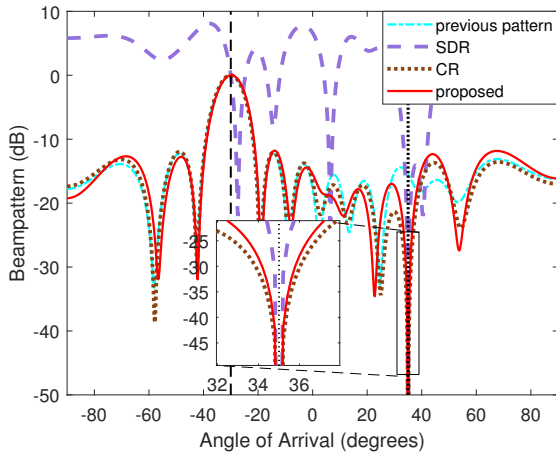


Fig. 4. Resulting patterns with phase-only nulling.

weight \mathbf{w}_{pre} is prescribed as $\mathbf{w}_{\text{pre}} = \mathbf{g} \odot \mathbf{a}(\theta_0)$, see g_n in Table I for its n th entry specification. Fig. 3 presents the resulting beampatterns of different methods with the above configuration. We can see that all the three methods adjust the response of θ_c to its desired level ρ_c . However, the CR method doesn't realize a complete phase-only control. The resulting weight of the proposed algorithm is listed in Table I, and the corresponding beampattern brings small pattern variations at the uncontrolled region as shown in Fig. 3.

2) *Phase-Only Nulling*: Following the array configuration and the setting of \mathbf{w}_{pre} in the preceding example, we keep $\theta_0 = -30^\circ$ and attempt to form a null at $\theta_c = 35^\circ$. The resulting beampatterns of different approaches are depicted in Fig. 4. One can clearly see that all the three methods shape a deep notch at θ_c . Moreover, the CR method and the proposed one result small pattern variations at the uncontrolled region. On the contrary, the ultimate pattern of SDR method is distorted seriously. The possible reason for this adverse consequence is the semidefinite relaxation operator, which

reformulates a convex problem that is not equivalent to the original one. In this case, the proposed algorithm can realize a phase-only control, which may not be always guaranteed by the CR method. In addition, the execution time of the proposed algorithm is great shorter than those of SDR and CR.

IV. CONCLUSION

In this paper, we have presented a geometrical approach to fast array response adjustment with phase-only constraint. The devised method can precisely and rapidly adjust the response of a given point with the phase-only constraint, starting from a pre-assigned weight vector. In the proposed algorithm, the single-point phase-only array response adjustment is recast as a polygon construction problem, which can be solved by edge rotation. Representative simulations have been carried out to verify the effectiveness and superiority of the proposed algorithm.

REFERENCES

- [1] O. M. Bucci, G. D. Elia, G. Mazzarella, and G. Panariello, "Antenna pattern synthesis: a new general approach," *Proc. IEEE*, vol. 82, pp. 358-371, 1994.
- [2] S. E. Nai, W. Ser, Z. L. Yu, and H. Chen, "Beampattern synthesis for linear and planar arrays with antenna selection by convex optimization," *IEEE Trans. Antennas Propag.*, vol. 58, pp. 3923-3930, 2010.
- [3] C. Y. Tseng and L. J. Griffiths, "A simple algorithm to achieve desired patterns for arbitrary arrays," *IEEE Trans. Signal Process.*, vol. 40, pp. 2737-2746, 1992.
- [4] K. M. Tsui and S. C. Chan, "Pattern Synthesis of Narrowband Conformal Arrays Using Iterative Second-Order Cone Programming," *IEEE Trans. Antennas Propag.*, vol. 58, no. 6, pp. 1959-1970, June 2010.
- [5] G. Buttazzoni and R. Vescovo, "Power synthesis for reconfigurable arrays by phase-only control with simultaneous dynamic range ratio and near-field reduction," *IEEE Trans. Antennas Propag.*, vol. 60, pp. 1161-1165, 2012.
- [6] O. M. Bucci and G. D. Elia, "Power synthesis of reconfigurable conformal arrays with phase-only control," *Proc. Inst. Elect. Eng. Microwave Antennas Propagat.*, vol. 145, pp. 131-136, 1998.
- [7] J. F. DeFord and O. P. Gandhi, "Phase-only synthesis of minimum peak sidelobe patterns for linear and planar arrays," *IEEE Trans. Antennas Propag.*, vol. 36, pp. 191-201, 1988.
- [8] H. Lebreit and S. Boyd, "Antenna array pattern synthesis via convex optimization," *IEEE Trans. Signal Process.*, vol. 45, pp. 526-532, 1997.
- [9] Z.-Q. Luo, W.-K. Ma, A. M.-C. So, Y. Ye, and S. Zhang, "Semidefinite relaxation of quadratic optimization problems," *IEEE Signal Process. Mag.*, vol. 27, pp. 20-34, 2010.
- [10] B. Fuchs, "Application of convex relaxation to array synthesis problems," *IEEE Trans. Antennas Propag.*, vol. 62, pp. 634-640, 2014.
- [11] P. Cao, J. S. Thompson, and H. Haas, "Constant modulus shaped beam synthesis via convex relaxation," *IEEE Antennas Wireless Propag. Lett.*, vol. 16, pp. 617-620, 2017.
- [12] O. M. Bucci, G. Mazzarella, and G. Panariello, "Reconfigurable arrays by phase-only control," *IEEE Trans. Antennas Propag.*, vol. 39, pp. 919-925, 1991.
- [13] K. Hirasawa, "The application of a biquadratic programming method to phase only optimization of antenna arrays," *IEEE Trans. Antennas Propag.*, vol. 36, pp. 1545-1550, 1988.
- [14] X. Zhang, Z. He, B. Liao, X. Zhang, Z. Cheng, and Y. Lu, "A²RC: an accurate array response control algorithm for pattern synthesis," *IEEE Trans. Signal Process.*, vol. 65, pp. 1810-1824, 2017.
- [15] X. Zhang, Z. He, B. Liao, X. Zhang, and W. Peng, "Pattern synthesis with multipoint accurate array response control," *IEEE Trans. Antennas Propag.*, vol. 65, pp. 4075-4088, 2017.
- [16] X. Zhang, Z. He, B. Liao, X. Zhang, and W. Peng, "Pattern synthesis for arbitrary arrays via weight vector orthogonal decomposition," *IEEE Trans. Signal Process.*, vol. 66, pp. 1286-1299, 2018.
- [17] J. Zhang, Y. Huang, J. Wang, B. Ottersten, and L. Yang, "Per-antenna constant envelope precoding and antenna subset selection: a geometric approach," *IEEE Trans. Signal Process.*, vol. 64, pp. 6089-6104, 2016.