

Stability enhancement by induced synchronization using transient uncoupling in certain coupled chaotic systems

G. Sivaganesh^a, A. Arulgnanam^{b,*}, A. N. Seethalakshmi^c

^a*Department of Physics, Alagappa Chettiar Government College of Engineering & Technology, Karaikudi, Tamilnadu-630 004, India*

^b*Department of Physics, St. John's College, Palayamkottai, Tamilnadu-627 002, India, Affiliated to Manonmaniam Sundaranar University, Abishekapatti, Tirunelveli, Tamilnadu - 627 012, India*

^c*Department of Physics, The M.D.T Hindu College, Tirunelveli, Tamilnadu - 627 010, India, Affiliated to Manonmaniam Sundaranar University, Abishekapatti, Tirunelveli, Tamilnadu - 627 012, India*

Abstract

In this work, we report the enhanced stability of induced synchronization observed through transient uncoupling in a class of unidirectionally coupled identical chaotic systems. The phenomenon of transient uncoupling implies the clipping of the chaotic attractor of the driven system in a drive-driven scenario and making the coupling strength active over the clipped regions. The *Master Stability Function* (MSF) is used to determine the stability of the synchronized states for a finite clipping fraction in unidirectionally coupled chaotic systems subjected to transient uncoupling for fixed values of coupling strength. The effectiveness of transient uncoupling is observed through the existence of negative regions in the MSF spectrum for larger values of coupling strength. Further the two-parameter bifurcation diagram indicating the regions of stable synchronization for different values of clipping fraction and coupling strength has been obtained. The effect of the symmetry of chaotic attractors in enhancing the stability of synchronized states of coupled chaotic systems subjected to transient uncoupling is studied.

Keywords: *synchronization, transient uncoupling, master stability function*

*Corresponding author

Email address: gospelin@gmail.com (A. Arulgnanam)

1. INTRODUCTION

Synchronization is the dynamical process observed in weakly coupled chaotic systems [1, 2]. The phenomenon of chaos synchronization has been studied extensively in a variety of dynamical systems for a better understanding on its emergence and existence [3, 4, 5, 6, 7]. The synchronization of two identical chaotic systems paves way for the transmission of signals and the coupled systems must necessarily exist in stable synchronized states for greater values of coupling strength which is most useful for practical applications of secure transformation of signals. Further, a greater symmetry (in size) of the chaotic attractor can effectively mask a large input signal in circuits [8, 9]. Obtaining a greater symmetry of the attractor through an increase in the break-point of the *voltage – current* ($v - i$) characteristics of the nonlinear element paves way to impose larger clipping on the phase-space of the attractors and thereby enhances the possibility of stable synchronization. The existence of similar dynamics of the drive and driven systems in the synchronization manifold has been indicated by the negative values of the *Master Stability Function* (MSF) [10]. Hence, the MSF of the coupled systems has been expected to be in the negative value regions for higher coupling strengths. The method of *transient uncoupling induced synchronization* was introduced by Schroder et al. [11] and proved to be an efficient method to enhance the stability of stable synchronized states in unidirectionally coupled chaotic systems [12]. Enhancing the stability of synchronized states in coupled chaotic systems becomes necessary in understanding the collective dynamics of these systems in networks [13]. However, only very few research work has been published in this thrust research area. In this paper we present the enhanced stable induced synchronization states observed through transient uncoupling in some prominent chaotic systems. This paper has been divided into two sections. In Section 2 the method of transient uncoupling is discussed in brief and in Section 3, the enhancement of synchronization

observed in coupled chaotic systems with attractors of different symmetry has
 30 been presented.

2. Transient Uncoupling

In this section, we present the fundamental equations related to the *Master Stability Function* (MSF) and the method of *transient uncoupling*. The systems under consideration are unidirectionally coupled and hence the dynamics of the drive system is not affected with the change in the coupling parameter. When the drive and response systems are uncoupled, the isolated drive system is described by

$$\dot{\mathbf{x}} = \mathbf{F}(\mathbf{x}) \quad (1)$$

where, \mathbf{x} is a d -dimensional vector and $\mathbf{F}(\mathbf{x})$ is the velocity field. On introducing the concept of transient uncoupling, the response/driven system can be written as

$$\dot{\mathbf{x}}_2 = \mathbf{F}(\mathbf{x}_2) + \epsilon \chi_A \mathbf{G} \otimes \mathbf{E} \quad (2)$$

where \mathbf{G} is an $N \times N$ matrix of coupling coefficients, \mathbf{E} is an $n \times n$ matrix containing the information of the variables coupled and χ_A represents the transient uncoupling factor given as

$$\chi_A = \begin{cases} 1 & \text{if } \mathbf{x}_2 \in A \\ 0 & \text{if } \mathbf{x}_2 \notin A \end{cases} \quad (3)$$

where, A is a region of phase space of the response system such that $A \subseteq \mathbb{R}^d$ in which the response system is controlled by the drive and the coupling is active. Hence, the coupling between the two systems is active only when A is a subset of the phase space \mathbb{R}^d of the response system and the coupling becomes normal for $A = \mathbb{R}^d$. The subset A has been obtained by clipping a fraction of the phase space of the response system along a particular direction of the state variables given as

$$A_\Delta = \{\mathbf{x}_2 \in \mathbb{R}^d : |\mathbf{x}_2 - \mathbf{x}_2^*| \leq \Delta\} \quad (4)$$

where \mathbf{x}_2^* is a suitable point considered along the coordinate axis of the state variable \mathbf{x} . The variational equation of Eq. (2) is given by,

$$\dot{\xi} = [\mathbf{I}_N \otimes D\mathbf{F} + \epsilon\chi_A(\mathbf{G} \otimes \mathbf{E})]\xi \quad (5)$$

where \mathbf{I}_N is an $N \times N$ identity matrix, $D\mathbf{F}$ is the Jacobian of the uncoupled system and \otimes represents the *inner* or *Kronecker* product. Hence, the coupling between the state variables is effective only on the existence of the response system within the clipped region. On diagonalization of the matrix \mathbf{G} , Eq. 5 can be written as,

$$\dot{\xi}_k = [D\mathbf{F} + \delta\gamma_k\mathbf{E}]\xi_k, \quad (6)$$

where $\delta = \epsilon\chi_A$ and γ_k are the eigenvalues of \mathbf{G} with $k = 0$ or 1 . In general, the quantity $\delta\gamma_k$ are generally complex numbers which can be written in the form $\delta\gamma_k = \alpha + i\beta$. Hence, the general dynamical system is

$$\dot{\xi}_k = [D\mathbf{F} + (\alpha + i\beta)\mathbf{E}]\xi_k, \quad (7)$$

The largest Lyapunov exponent λ_{max}^\perp of the generic variational equation in the transverse direction given by Eq. 7 depending on α and β values, is the *master stability function* [10, 14]. The typical forms of the coupling matrix \mathbf{G} and \mathbf{E} are given as

$$\mathbf{G} = \begin{pmatrix} -1 & 1 \\ 0 & 0 \end{pmatrix}, \quad \mathbf{E} = \begin{pmatrix} 1 & 0 & 0 \\ 0 & 0 & 0 \\ 0 & 0 & 0 \end{pmatrix}.$$

3. Results and Discussion

In this section we present the synchronization dynamics observed through transient uncoupling in different chaotic systems. The unidirectionally coupled *Chua's circuit* systems is studied for the synchronization of identical chaotic attractors having two different symmetry followed by a study of the coupled *Rosler* systems.

3.1. Chua's circuit system

In this section we discuss the effect of transient uncoupling induced syn-
 40 chronization observed in a third-order, autonomous system namely, the *Chua's circuit* system. The *Chua's circuit* has been identified as the first electronic circuit system to exhibit chaotic behavior in its dynamics [15, 16, 17]. The normalized state equations of the unidirectionally coupled system under coupling of the z -variables subjected to transient uncoupling can be written as

$$\dot{x}_1 = \alpha(y_1 - x_1 + f(x_1)), \quad (8a)$$

$$\dot{y}_1 = x_1 - y_1 + z_1, \quad (8b)$$

$$\dot{z}_1 = -\beta y_1 - \gamma z_1, \quad (8c)$$

$$\dot{x}_2 = \alpha(y_2 - x_2 + f(x_2)), \quad (8d)$$

$$\dot{y}_2 = x_2 - y_2 + z_2, \quad (8e)$$

$$\dot{z}_2 = -\beta y_2 - \gamma z_2 + \epsilon \chi_A(z_1 - z_2), \quad (8f)$$

where $f(x_1), f(x_2)$ represent the three-segmented piecewise-linear function of the drive and driven systems given as

$$f(x_{1,2}) = \begin{cases} -bx_{1,2} + (a - b) & \text{if } x_{1,2} > 1 \\ -ax_{1,2} & \text{if } |x_{1,2}| < 1 \\ -bx_{1,2} + (a - b) & \text{if } x_{1,2} < -1 \end{cases} \quad (9)$$

45 where the state variables x_1, y_1, z_1 and x_2, y_2, z_2 corresponds to the drive and the driven units, respectively. The driven system has been coupled to the drive through the z -variable and by the transient uncoupling factor $\epsilon \chi_A$. The normalized parameters of the system are fixed at $\alpha = 10, \beta = 14.87, \gamma = 0$ and $b = -0.68$. The parameter a has been kept at two different values $a = -1.27$
 50 and $a = -1.55$ to obtain chaotic attractors of different symmetry. The *Chua's circuit* exhibits a period-doubling route to chaos. The double-scroll chaotic attractor of the *Chua's circuit* systems corresponding to the drive (red) and the driven (green) systems in the $z_1 - y_1$ and $z_2 - y_2$ phase planes under the uncoupled state ($\epsilon = 0$) with clipping of the phase space of the driven system along

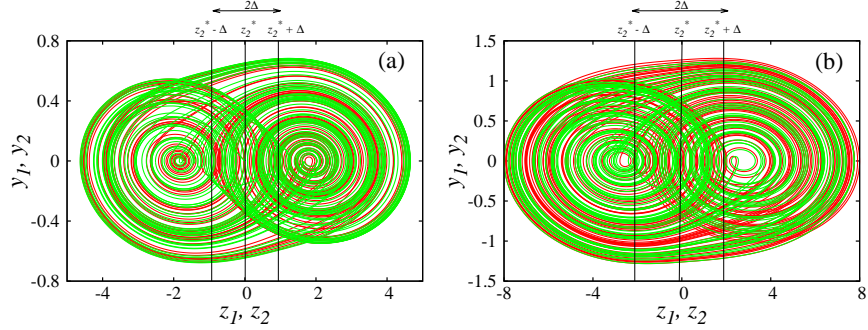


Figure 1: (Color Online) Chaotic attractors of the drive (red) and driven systems (green) in the $z_1 - y_1$ and $z_2 - y_2$ planes for the *Chua's circuit* system under the uncoupled state ($\epsilon = 0$) with clipping of phase space of the driven system through transient uncoupling. (a) Chaotic attractors obtained for the system parameters $\alpha = 10, \beta = 14.87, \gamma = 0, a = -1.27$ and $b = -0.68$; (b) Chaotic attractors obtained for the system parameters $\alpha = 10, \beta = 14.87, \gamma = 0, a = -1.55$ and $b = -0.68$;

55 the z_2 -coordinate axis for the parameter $a = -1.27$ and $a = -1.55$ are shown in Fig. 1(a) and 1(b), respectively. The term 2Δ represents the clipped region along the z -axis over which the coupling strength is active. The clipping of the phase space of chaotic attractors of the driven system by transient uncoupling over which the coupling between the drive and driven systems is active has been
60 represented by the 2Δ region in Fig. 1. The point z_2^* has been considered as the center of the chaotic attractor and the clipping of phase space has been performed to a width of Δ along the coordinate axis (z -axis) on either side of z_2^* , resulting in a clipping width of 2Δ .

The synchronization dynamics of the system under transient uncoupling for
65 the parameters $\alpha = 10, \beta = 14.87, \gamma = 0, a = -1.27$ and $b = -0.68$ is shown in Fig. 2. In the absence of transient uncoupling the variation of the MSF as a function of the coupling parameter shows stable synchronized states in the range $1.1 \leq \epsilon \leq 4.59$. Hence, the coupled system becomes unsynchronized for coupling strengths $\epsilon > 4.59$ under normal coupling. Now we introduce the tran-
70 sient uncoupling factor in the system equations and study its synchronization

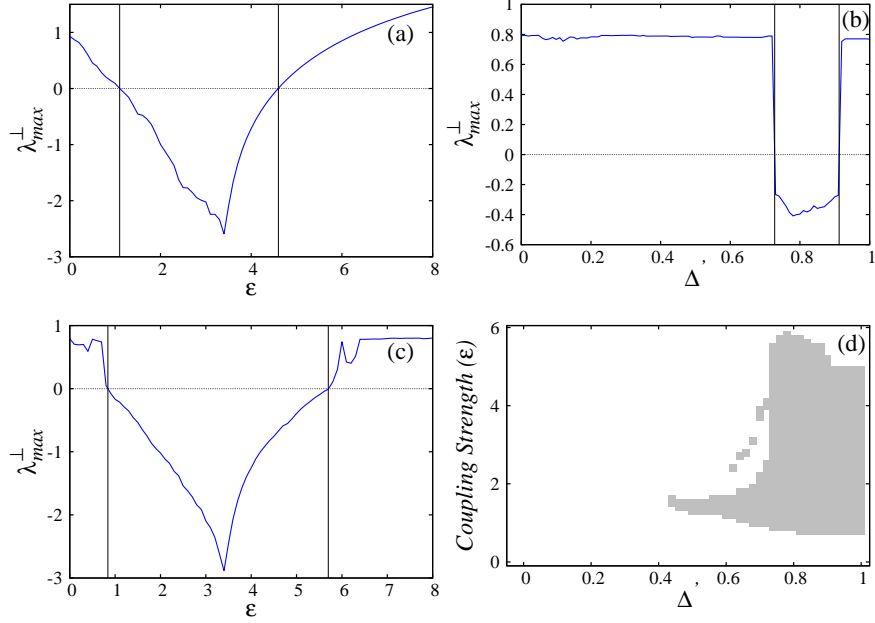


Figure 2: (Color Online) Stability of synchronization in *Chua's circuit* systems for the parameters $\alpha = 10, \beta = 14.87, \gamma = 0, a = -1.27$ and $b = -0.68$. (a) MSF of the *Chua's circuit* system obtained without transient uncoupling. The coupled system exists in stable synchronized states in the region $1.1 \leq \epsilon \leq 4.59$; (b) MSF as a function of the clipping fraction Δ' for $\epsilon = 5$ indicating the stable synchronized states for higher clipping fractions and unsynchronized states for lower clipping fractions; (c) MSF as a function of the coupling parameter under transient uncoupling obtained with $z_2^* = 0.01$ and $\Delta' = 0.8$. Enhancement of stable synchronized states represented by the larger negative valued regions of MSF in the range $0.84 \leq \epsilon \leq 5.71$; (d) Two-parameter bifurcation diagram in the $\Delta' - \epsilon$ plane indicating the parameter regions for stable synchronized states (gray color).

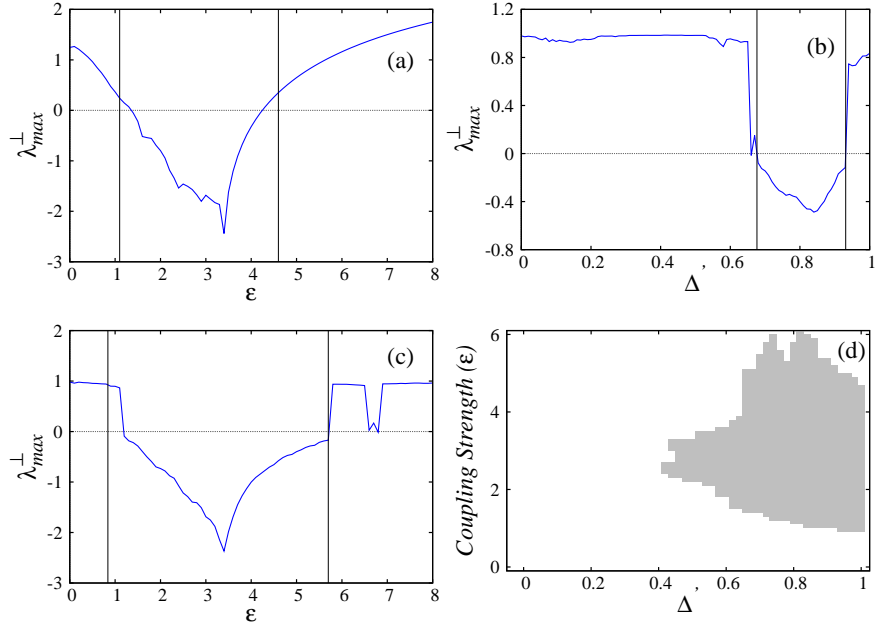


Figure 3: (Color Online) Stability of synchronization in coupled *Chua's circuit* systems for the parameters $\alpha = 10, \beta = 14.87, \gamma = 0, a = -1.55$ and $b = -0.68$. (a) MSF of the *Chua's circuit* system obtained without transient uncoupling. The coupled system exists in stable synchronized states in the region $1.36 \leq \epsilon \leq 4.25$; (b) MSF as a function of the clipping fraction Δ' for $\epsilon = 5$ indicating the stable synchronized states for higher clipping fractions and unsynchronized states for lower clipping fractions; (c) MSF as a function of the coupling parameter under transient uncoupling obtained with $z_2^* = -0.116$ and $\Delta' = 0.8$. Enhancement of stable synchronized states represented by the larger negative valued regions of MSF in the range $1.19 \leq \epsilon \leq 5.715$; (d) Two-parameter bifurcation diagram in the $\Delta' - \epsilon$ plane indicating the parameter regions for stable synchronized states (gray color).

stability. The stability of the synchronized states can be analyzed for different regions of clipping which can be expressed by the clipping fraction $\Delta' = 2\Delta/\Omega$ where, Ω is the width of the attractor along the clipping coordinate axis (z-axis). The variation of the MSF of the coupled system under transient uncoupling as a function of the clipping fraction with the coupling strength fixed at $\epsilon = 5$ is shown in Fig. 2(b). For $\Delta = 0$, the two systems are uncoupled and hence does not synchronize and for $\Delta = \Omega/2$, the coupling between the systems become normal and the original unsynchronized behavior of the systems under normal coupling is obtained. From Fig. 2(b) it is observed that the coupled systems enter into stable synchronized states only for larger values of the clipping fraction Δ' . Figure 2(c) showing the variation of the MSF with the coupling strength indicates a broader stable synchronized state in the range $0.84 \leq \epsilon \leq 5.71$ for a clipping fraction of $\Delta' = 0.8$. The introduction of transient uncoupling induces synchronization in the higher coupling strength regions for which synchronization behavior has not been observed under normal coupling. The two-parameter bifurcation diagram obtained in the $\Delta' - \epsilon$ plane showing the parameter regions for the existence of the coupled system in the synchronized state is as shown in Fig. 2(d). The gray colored regions observed at larger clipping fractions gives the parameters Δ' and ϵ for which the MSF is negative. Hence, the *Chua's circuit* exhibits stable synchronized states for larger coupling strengths at higher values of clipping fraction.

The synchronization dynamics of coupled *Chua's circuit* systems obtained for the parameters $\alpha = 10, \beta = 14.87, \gamma = 0, a = -1.55$ and $b = -0.68$ is presented in Fig. 3. The chaotic attractor obtained for these parameters presents a greater symmetry as shown in Fig. 1(b). Under normal coupling, the coupled systems exhibit stable synchronized states in the range of the coupling strengths $1.36 \leq \epsilon \leq 4.25$. Figure 3(b) showing the variation of the MSF with clipping fraction for the coupling strength fixed at $\epsilon = 5$ indicates a broader stable synchronized region as compared to Fig. 2(b). Hence, it is evident that a greater symmetry of the chaotic attractor promises synchronization at comparably lower clipping fractions, provided the coupling strength remains the same. The varia-

tion of MSF with coupling strength showing a broad stable synchronized region in the range $1.19 \leq \epsilon \leq 5.715$ for a clipping fraction $\Delta' = 0.8$ is shown in Fig. 3(c). Figure 3(d) shows the two-parameter bifurcation diagram obtained in the $\Delta' - \epsilon$ plane giving the parameter region for the stable synchronized states. The gray colored regions shown in Fig. 3(d) obtained for the chaotic attractor of a greater symmetry spreads over a broader range of clipping fraction as compared to that of a lesser symmetry one shown in Fig. 2(d). Hence, a greater symmetry of the chaotic attractor enhances stable synchronization of the coupled systems over a broader region of clipping fraction.

3.2. Rossler system

The dynamical equations of unidirectionally coupled *Rossler* systems [18] subjected to transient uncoupling can be written as

$$\dot{x}_1 = y_1 - z_1, \quad (10a)$$

$$\dot{y}_1 = x_1 + ay_1, \quad (10b)$$

$$\dot{z}_1 = b + (x_1 - c)z_1, \quad (10c)$$

$$\dot{x}_2 = y_2 - z_2 + \epsilon\chi_A(x_1 - x_2), \quad (10d)$$

$$\dot{y}_2 = x_2 + ay_2, \quad (10e)$$

$$\dot{z}_2 = b + (x_2 - c)z_2, \quad (10f)$$

where the state variables x_1, y_1, z_1 and x_2, y_2, z_2 corresponds to the drive and the driven units, respectively. The driven system is coupled to the drive through the x -variable and by the transient uncoupling factor $\epsilon\chi_A$. The chaotic attractors of the drive (red) and the driven (green) *Rossler* systems in the $x_1 - y_1$ and $x_2 - y_2$ phase planes in the uncoupled state ($\epsilon = 0$) is as shown in Fig. 4(a) and 4(b) for the parameters $a = 0.2, b = 0.2, c = 5.7$ and $a = 0.1, b = 0.1, c = 14$, respectively. The point x_2^* has been considered as the center of the chaotic attractor and the clipping of phase space has been performed to a width of Δ along the x -axis on either side of x_2^* with a clipping width of 2Δ . The MSF

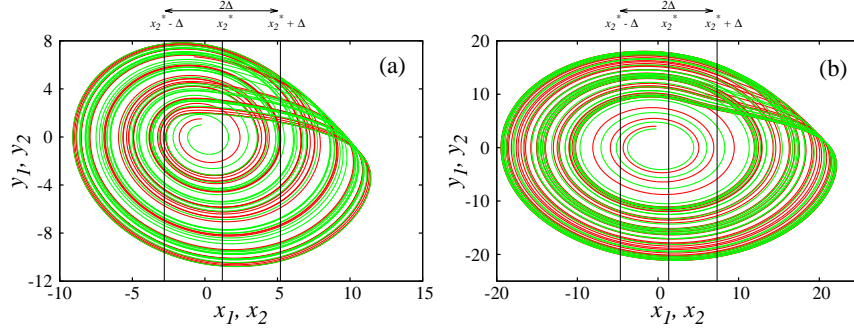


Figure 4: (Color Online) Chaotic attractors of the drive (red) and response systems (green) in the $x_1 - y_1$ and $x_2 - y_2$ planes for the *Rosler* system under uncoupled state ($\epsilon = 0$) with clipping of phase space of the response system through transient uncoupling. The coupling strength ϵ is active only within the clipped region 2Δ . (a) Chaotic attractor obtained for the parameters $a = 0.2, b = 0.2, c = 5.7$; (b) Chaotic attractor obtained for the parameters $a = 0.1, b = 0.1, c = 14$.

of the coupled *Rosler* systems under normal coupling is as shown in Fig. 5(a).
125 The lower and upper bound for stable synchronization shown in Fig. 5(a) is given as $0.149 \leq \epsilon \leq 4.56$. The coupled system loses its synchronization stability for the coupling strengths $\epsilon > 4.56$. The MSF of the coupled system under transient uncoupling as a function of the clipping fraction with the coupling strength fixed at $\epsilon = 5.0$ is as shown in Fig. 5(b). From Fig. 5(b) it is
130 evident that for moderate values of clipping fraction the coupled systems exist in stable synchronized states even for the coupling strength $\epsilon = 5.0$. Figure 5(c) shows the variation of the MSF as a function of the coupling strength for the parameters $x_2^* = 1.2$ and $\Delta' = 0.25$. Hence, for a moderate clipping fraction of $\Delta' = 0.25$, the coupled system shows an enhanced stable synchronized state
135 in the range $0.286 \leq \epsilon \leq 26.8$. The two-parameter bifurcation diagram shown in Fig. 5(d) obtained in the $\Delta' - \epsilon$ plane gives the parameter regions for which the coupled systems exist in the stable synchronized state. The gray colored regions gives the parameters Δ' and ϵ for which the MSF is negative. The stability of coupled *Rosler* systems existing in the chaotic state shown

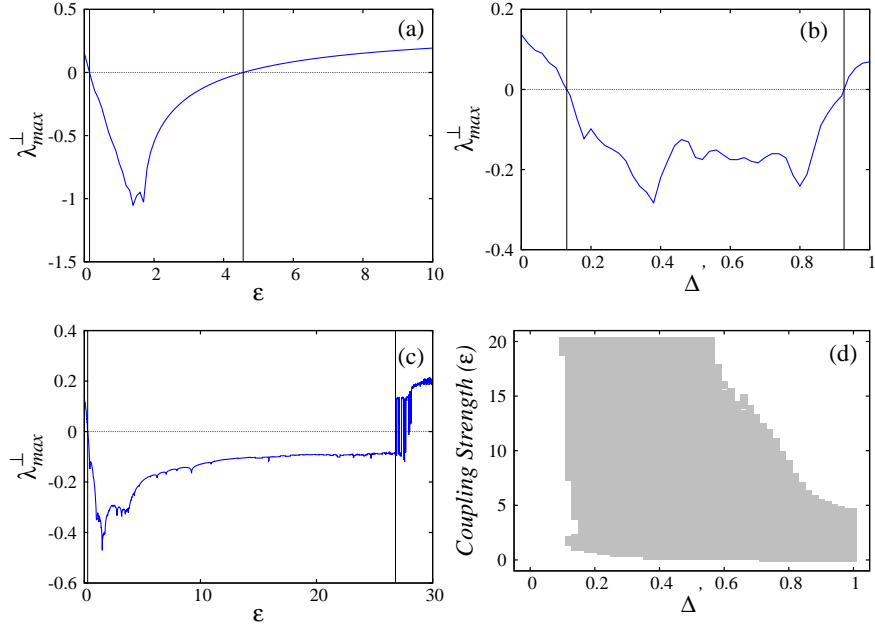


Figure 5: (Color Online) Stability of synchronization in coupled *Rossler* systems for the parameters $a = 0.2, b = 0.2, c = 5.7$. (a) MSF of the Rossler system obtained without transient uncoupling. The coupled system exists in stable synchronized states in the region $0.149 \leq \epsilon \leq 4.56$; (b) MSF as a function of the clipping fraction Δ' for $\epsilon = 5$ indicating the stable synchronized states for moderate clipping and unsynchronized states for lower and higher clipping fractions; (c) MSF as a function of the coupling parameter under transient uncoupling obtained with $x_2^* = 1.2$ and $\Delta' = 0.25$. Enhancement of stable synchronized states represented by the larger negative valued regions of MSF in the range $0.286 \leq \epsilon \leq 26.8$; (d) Two-parameter bifurcation diagram in the $\Delta' - \epsilon$ plane indicating the parameter regions for stable synchronized states (gray color).

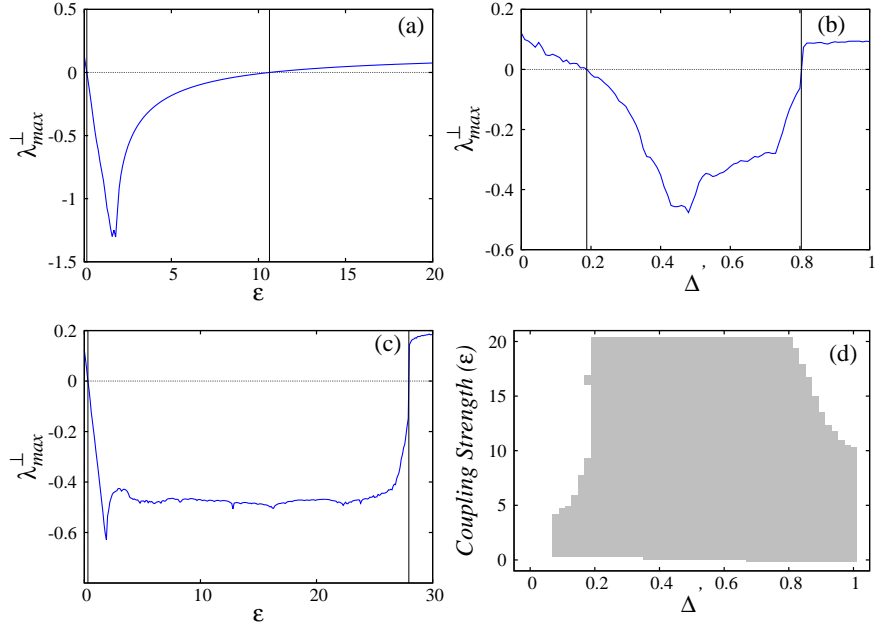


Figure 6: (Color Online) Stability of synchronization in coupled *Rossler* systems for the parameters $a = 0.1, b = 0.1, c = 14$. (a) MSF of the Rossler system obtained without transient uncoupling. The coupled system exists in stable synchronized states in the region $0.142 \leq \epsilon \leq 10.63$; (b) MSF as a function of the clipping fraction Δ' for $\epsilon = 20$ indicating the stable synchronized states for moderate clipping and unsynchronized states for lower and higher clipping fractions; (c) MSF as a function of the coupling parameter under transient uncoupling obtained with $x_2^* = 1.325$ and $\Delta' = 0.25$. Enhancement of stable synchronized states represented by the larger negative valued regions of MSF in the range $0.307 \leq \epsilon \leq 27.95$; (d) Two-parameter bifurcation diagram in the $\Delta' - \epsilon$ parameter plane indicating the parameter regions for stable synchronized states (gray color).

140 in Fig. 4(b) obtained for the system parameters $a = 0.1, b = 0.1, c = 14$ has
 been studied in a similar way explained above. The MSF of the coupled system
 under normal coupling shown in Fig. 6(a) indicates the existence of the system
 in stable synchronized states for the values of coupling strength in the range
 $0.142 \leq \epsilon \leq 10.63$. Figure 6(b) showing the variation of the MSF with the
 145 clipping fraction Δ' for a fixed value of the coupling strength $\epsilon = 20$ indicates
 greater stable synchronized states for moderate clipping fractions. The variation
 of the MSF as a function of the coupling strength for the parameters $x_2^* = 1.325$
 and $\Delta' = 0.25$ is as shown in Fig. 6(c). From Fig. 6(c) it is observed that under
 moderate values of clipping the coupled systems exist in stable synchronized
 150 states for larger values of coupling strength. The two-parameter bifurcation
 diagram shown in Fig. 6(d) gives the parameters Δ' and ϵ for which the MSF
 is negative (gray colored region).

4. Conclusion

155 In this paper we have presented the stability of the induced synchronized
 states observed in unidirectionally coupled chaotic systems subjected to tran-
 sient uncoupling. Two prominent chaotic systems namely, the *Chua's circuit*
 and the *Rosler* systems, are studied for the induced synchronization phe-
 nomenon obtained through transient uncoupling. The introduction of transient
 160 uncoupling greatly enhances the stability of the stable synchronized states. In
 particular, the upper bound for synchronization has been pushed to greater val-
 ues of coupling strength marking the enhancement of stable synchronized states.
 Hence, the coupled systems persist in the synchronized state for greater values
 of coupling strength than that under normal or standard coupling. The prolif-
 165 eration of the negative eigenvalue regions of the state variable corresponding to
 the clipped direction has been identified as a factor inducing synchronization of
 the coupled systems. Further, it is observed that an attractor with a greater
 symmetry exhibits enhanced stable synchronized states over a larger range of

clipping fractions than the attractor with a smaller symmetry. Hence, the sym-
metry of the chaotic attractor plays an important role in the enhancement of
170 stable synchronized states under transient uncoupling for higher values of cou-
pling strengths. The enhancement of stability of the synchronized states is of
greater importance in studying the collective dynamics of these systems in large
networks and also for the application of these systems for secure transmission
175 of information.

References

References

- [1] M. Pecora, T. L. Carroll, Synchronization in chaotic systems, *Physical Review Letters* 64 (1990) 821–824. doi:10.1103/PhysRevLett.64.821.
- 180 [2] A. Pikovsky, M. Rosenblum, J. Kurths, J. Kurths, *Synchronization: A Universal Concept in Nonlinear Sciences*, Cambridge Nonlinear Science Series, Cambridge University Press, 2003.
- [3] M. J. Ogorzalek, Taming chaos- part i: Synchronization, *IEEE Transactions on Circuits and Systems-I: Fundamental Theory and Applications* 40
185 (1993) 693–699. doi:10.1109/81.246145.
- [4] N. F. Rulkov, M. M. Sushchik, L. S. Tsimring, H. D. I. Abarbanel, Generalized synchronization of chaos in directionally coupled chaotic systems, *Phys. Rev. E* 51 (1995) 980–994. doi:10.1103/PhysRevE.51.980.
URL <https://link.aps.org/doi/10.1103/PhysRevE.51.980>
- 190 [5] R. F. Rulkov, Images of synchronized chaos: Experiments with circuits, *Chaos* 6 (3) (1996) 262–279. doi:10.1063/1.166174.
- [6] M. G. Rosenblum, A. S. Pikovsky, J. Kurths, Phase synchronization of chaotic oscillators, *Phys. Rev. Lett.* 76 (1996) 1804–1807. doi:10.1103/PhysRevLett.76.1804.
195 URL <https://link.aps.org/doi/10.1103/PhysRevLett.76.1804>

- [7] S. Boccaletti, J. Kurths, G. Osipov, D. L. Valladares, C. S. Zhou, The synchronization of chaotic systems, *Physics Reports* 366 (2002) 1–101. doi: 10.1016/S0370-1573(02)00137-0.
- [8] C.-K. Huang, S.-C. Tsay, Y.-R. Wu, Implementation of chaotic secure communication systems based on opa circuits, *Chaos, Solitons & Fractals* 23 (2) (2005) 589 – 600. doi: <https://doi.org/10.1016/j.chaos.2004.05.001>.
URL <http://www.sciencedirect.com/science/article/pii/S0960077904002905>
- [9] B. Wang, S. Zhong, X. Dong, On the novel chaotic secure communication scheme design, *Communications in Nonlinear Science and Numerical Simulation* 39 (2016) 108 – 117. doi: <https://doi.org/10.1016/j.cnsns.2016.02.035>.
URL <http://www.sciencedirect.com/science/article/pii/S1007570416300648>
- [10] M. Pecora, T. L. Carroll, Master stability functions for synchronized coupled systems, *Physical Review Letters* 80 (1998) 2109–2112. doi: 10.1103/PhysRevLett.80.2109.
- [11] M. Schröder, M. Mannattil, D. Dutta, S. Chakraborty, M. Timme, Transient uncoupling induces synchronization, *Phys. Rev. Lett.* 115 (2015) 054101. doi: 10.1103/PhysRevLett.115.054101.
URL <https://link.aps.org/doi/10.1103/PhysRevLett.115.054101>
- [12] A. Ghosh, P. Godara, S. Chakraborty, Understanding transient uncoupling induced synchronization through modified dynamic coupling, *Chaos: An Interdisciplinary Journal of Nonlinear Science* 28 (5) (2018) 053112. arXiv: <https://doi.org/10.1063/1.5016148>, doi: 10.1063/1.5016148.
URL <https://doi.org/10.1063/1.5016148>
- [13] L. Huang, Q. Chen, Y. C. Lai, M. Pecora, Generic behavior of master-stability functions in coupled nonlinear dynamical systems, *Physical Review E* 80 (2009) 036204. doi: 10.1103/PhysRevE.80.036204.

- 225 [14] M. Pecora, T. L. Carroll, A. Johnson, J. Mar, J. F. Heagy, Fundamentals
of synchronization in chaotic systems, concepts, and applications, *Chaos* 7
(1997) 520–543. doi:10.1063/1.166278.
- [15] T. Matsumoto, A chaotic attractor from chua’s circuit, *IEEE Transactions
on Circuits and Systems* 31 (12) (1984) 1055–1058. doi:10.1109/TCS.
230 1984.1085459.
- [16] T. Matsumoto, L. O. Chua, M. Komuro, The double scroll, *IEEE Transac-
tions on Circuits and Systems* 32 (8) (1985) 797–818. doi:10.1109/TCS.
1985.1085791.
- [17] Leon.O.Chua, Ljupco Kocarev, Kevin Eckert, Makoto Itoh, Experimental
235 chaos synchronization in chua’s circuit, *International Journal of Bifurcation
and Chaos* 2 (3) (1992) 705–708. doi:10.1142/S0218127492000811.
- [18] O. Rossler, An equation for continuous chaos, *Physics Letters A*
57 (5) (1976) 397 – 398. doi:https://doi.org/10.1016/0375-9601(76)
90101-8.