

Dynamic aperture limitation in e^+e^- colliders due to synchrotron radiation in quadrupoles

A. Bogomyagkov,* S. Sinyatkin, and S. Glukhov
Budker Institute of Nuclear Physics SB RAS, Novosibirsk 630090, Russia

E. Levichev
*Budker Institute of Nuclear Physics SB RAS, Novosibirsk 630090, Russia and
Novosibirsk State Technical University, Novosibirsk 630073, Russia*

(Dated: November 13, 2018)

In a lepton storage ring of very high energy (e.g. in the e^+e^- Higgs factory) synchrotron radiation from quadrupoles constrains transverse dynamic aperture even in the absence of any magnetic nonlinearities. This was observed in tracking for LEP and the Future Circular e^+e^- Collider (FCC-ee). Here we describe a new mechanism of instability created by modulation of the particle energy at the double betatron frequency by synchrotron radiation in the quadrupoles. Energy modulation varies transverse focusing strength at the same frequency and creates a parametric resonance of the betatron oscillations with unusual properties. It occurs at arbitrary betatron frequency (the resonant detuning is always zero) and the magnitude of the parameter modulation of the betatron oscillation (strength of the resonance driving term) depends on the oscillation amplitude. Equilibrium between the radiation damping and the resonant excitation gives the boundary of the stable motion. Starting from 6d equations of motion we derive and solve the relevant differential equation describing the resonance, and show good agreement between analytical results and numerical simulation.

Keywords: dynamic aperture, electron-positron colliders, synchrotron radiation, particle dynamics

I. INTRODUCTION

Two future electron-positron colliders FCC-ee (CERN) [1] and CEPC (IHEP, China) [2] are now under development to carry experiments in the center-of-mass energy range from 90 GeV to 350 GeV. In these projects strong synchrotron radiation (power $\mathcal{P} \propto E^4$) is a source of effects negligible at low energy but essential at high energy, which influence beam dynamics and collider performance. One example is luminosity degradation caused by the particle radiation in the collective field of the opposite bunch (beamstrahlung [3]) either due to the particle loss [4] or because of the beam energy spread increase [5]. Another example is about reduction of the transverse dynamic aperture due to synchrotron radiation from quadrupole magnets. John Jowett is the first who pointed out this effect in LEP collider with maximum beam energy about 100 GeV [6]. Switching on the radiation from quadrupoles in the particle tracking decreased the stable betatron amplitude as compared to the radiation from bending magnets only. Jowett gave a description of this effect: “Here I shall briefly describe a new effect which I propose to call Radiative Beta-Synchrotron Coupling (RBSC). It is a non-resonant effect. A particle with large betatron amplitude makes an extra energy loss by radiation in quadrupoles. If you imagine that its betatron amplitude does not change much over a number of synchrotron oscillations (that is not essential to the effect), you can say that its effective stable phase angle will change to reflect the greater energy loss. The particle will

tend to oscillate about a displaced fixed point in the synchrotron phase plane. This results in a growth of the oscillation amplitude which may eventually lead the particle outside the stable region in synchrotron phase space.” Jowett illustrates above assertion with synchrotron phase trajectories for two stable particles (denoted by P and Q in Figure 1) and one unstable (denoted by R) [7]. The tracking incorporates only radiation damping (quantum noise is absent) from both bending and quadrupole magnets.

In [8] Jowett has mentioned that the RBSC rarely occurs in isolation: “Most often some other effect limits the dynamic aperture before the RBSC limit is reached. In the standard (LEP) lattice the horizontal dynamic aperture is limited by a rather strong shift of the vertical tune with the horizontal action variable, bringing Q_y down onto the integer.

Our interests to the subject was inspired by the FCC-ee lattice study. With the help of SAD accelerator design code [9] K. Oide demonstrated FCC-ee transverse dynamic aperture reduction due to radiation from quadrupoles [10], “While the radiation loss in dipoles improves the aperture, especially at $t\bar{t}$, due to the strong damping, the radiation loss in the quadrupoles for particles with large betatron amplitudes reduces the dynamic aperture. This is due to the induced synchrotron motion through the radiation loss.

We crosschecked the simulation made by Oide using MAD-X PTC [11] and the homemade software Tracking [12] including SR from quadrupoles and found good agreement between all three codes. Nevertheless, detailed consideration has shown different nature of the particle loss in horizontal and vertical planes. Radiation from quadrupoles at large horizontal amplitude in-

* A.V.Bogomyagkov@inp.nsk.su

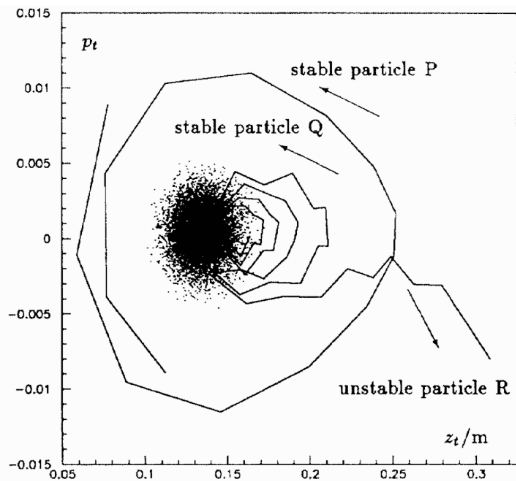


FIG. 1. The vertical RBSC instability in LEP at 90 GeV projected into synchrotron phase space. Three lines show the motion of three particles P, Q and R with different initial conditions. P starts with zero betatron amplitude and large longitudinal deviation. It remains stable and damps to the equilibrium synchrotron phase. Q and R start with longitudinal coordinates corresponding to the closed orbit but with vertical amplitude 5.5 mm and 6 mm respectively. Q is stable while R's amplitude grows in few turns until it is lost. A fourth particle has been tracked with quantum emission to give the cloud of points representing the core of the beam around the closed orbit.

deed greatly shifts the synchronous phase, induces large synchrotron oscillation, excites strong synchro-betatron resonances and, finally, moves the horizontal tune toward the integer resonance (due to the nonlinear chromatic and geometrical aberrations) according to the mechanism described by Jowett and Oide. However, in the vertical plane the picture of the particle loss was quite different. The energy loss from radiation in quadrupoles for the vertical plane is substantially smaller than for the horizontal plane and does not provide large displacement of the synchronous phase and synchrotron oscillation. Instead, we found that increase of the vertical betatron oscillation amplitude modifies the vertical damping until, at some threshold, the damping changes to rising and the particle gets lost.

This new effect is a parametric resonance in oscillations with friction; radiation from quadrupoles modulates the particle energy at the double betatron frequency; therefore, quadrupole focusing strength also varies at the doubled betatron frequency creating the resonant condition. However, due to friction, resonance develops only if oscillation amplitude is larger than a certain value. The remarkable property of this resonance is that it occurs at any betatron tune (not exactly at half-integer) and hence can be labeled as “self-inducing parametric resonance.”

We will derive particle equations of motion in presence of the radiation from quadrupoles, consider particle loss for both transverse planes and compare results with computer simulation.

II. PARAMETERS VALUES AND OBSERVATIONS FROM TRACKING

For the FCC-ee lattice “FCCee_z_202_nosol_13.seq” at 45 GeV Figure 2 shows dynamic aperture obtained by MADX PTC [11] tracking with synchrotron radiation from all magnetic elements and without, and obtained by homemade software (TracKing [12]) tracking with synchrotron radiation from dipoles only and with radiation from dipoles and quadrupoles. The observation point is interaction point (IP).

Inclusion of synchrotron radiation in quadrupoles into tracking software decreases dynamic aperture

- in vertical direction from $R_y = 142\sigma_y$ to $R_y = 57\sigma_y$,
- in horizontal direction from $R_x = 109\sigma_x$ to $R_x = 65\sigma_x$.

FCC-ee lattice has two IPs and Table I gives the parameters relevant to our study.

TABLE I. FCC-ee lattice parameters

E_0 [Gev]	45.6
tunes: $\nu_x/\nu_y/\nu_s$	269.14/267.22/0.0413
damping times:	
$\tau_x/\tau_y/\tau_\sigma$ [turns]	2600/2600/1300
IP: β_x/β_y [m]	0.15/0.001
$\varepsilon_x/\varepsilon_y$ [m]	$2.7 \times 10^{-10}/9.6 \times 10^{-13}$
IP: σ_x/σ_y [m]	$6.3 \times 10^{-6}/3.1 \times 10^{-8}$
σ_δ	3.8×10^{-4}

Table II lists total synchrotron radiation energy loss from different type of magnets. For particles with vertical amplitude energy loss in final focus (FF) quadrupoles dominates the loss in the arc quadrupoles. For particles with horizontal amplitude energy losses in FF and in the arc quadrupoles are comparable and significantly larger than for vertical amplitudes.

TABLE II. Total energy loss from dipoles, final focus quadrupoles QFF , focusing and defocusing arc quadrupoles QF and QD

Type	N	$U(50\sigma_x)$, MeV	$U(50\sigma_y)$, MeV
Dipoles	2900	35.96	
QFF	8	12	2
QF	1470	4.1	3.7×10^{-3}
QD	1468	1.5	1.5×10^{-2}

Averaged over betatron phases radiation from quadrupoles is

$$\begin{aligned}
 U_q &= \frac{C_\gamma}{2\pi} E_0^4 \oint K_1^2(x^2 + y^2) ds \\
 &= E_0 \Gamma \Pi [\langle K_1^2 \beta_x \rangle J_x + \langle K_1^2 \beta_y \rangle J_y],
 \end{aligned} \tag{1}$$

where $\Gamma = \frac{C_\gamma}{2\pi} \frac{E_0^4}{p_0 c}$ is radiation related factor, $\Gamma = 1.3$ m at $E_0 = 45.6$ GeV, Π is circumference, angular brackets

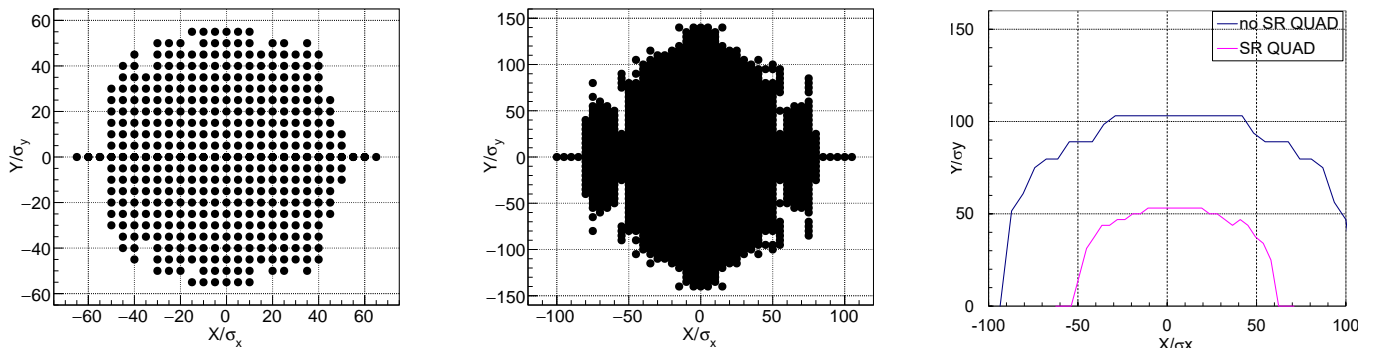


FIG. 2. Dynamic aperture: left — tracking by MADX PTC with synchrotron radiation from all magnetic elements, center — tracking by MADX PTC without synchrotron radiation from all magnetic elements, right — tracking by homemade software with synchrotron radiation from quadrupoles (blue) and without (magenta)

denote averaging over circumference $\langle \dots \rangle = \oint \dots ds / \Pi$, and

$$\begin{aligned} \langle K_1^2 \beta_x \rangle &= 4 \times 10^{-3} \text{ m}^{-3}, \\ \langle K_1^2 \beta_y \rangle &= 1.4 \times 10^{-1} \text{ m}^{-3}. \end{aligned}$$

For understanding the reasons of particle loss, we studied particle trajectories, obtained from tracking, in vicinity of dynamic aperture border. Figure 3 shows phase and time trajectories of the first unstable (with accuracy to our step) particle with initial vertical coordinate $y = 58\sigma_y$ and remaining five coordinates are zero. In the longitudinal plane $\{PT, T\}$ synchrotron oscillations excited by additional power loss from quadrupoles are damped to zero but suddenly something forces particle to walk away. Since, the longitudinal oscillations are damped they can not be the source of instability, the most probable suspect is vertical motion. In spite of initial horizontal coordinates being zero, horizontal motion is excited by nonlinear transverse coupling, however the amplitude of stable motion is not large ($< 5\sigma_x$ top left plot on Fig. 3).

Unexpected observations come from Figure 4 showing the change of envelope evolution for particles with initial vertical coordinate around the dynamic aperture boundary $y = \{50; 55; 57.5; 58\} \times \sigma_y$, horizontal coordinates are zero, longitudinal are chosen with respect to the new synchronous point. For the small initial amplitudes, vertical oscillations experience exponential damping, as expected, but with increase of the initial vertical amplitude and contribution of radiation power loss from quadrupoles, the envelope changes shape (left bottom plot on Fig. 4) until damping is replaced by excitation.

Figures 5 and 6 show phase and time trajectories of the first unstable particle with initial horizontal coordinate $x = 67.1\sigma_x$ and remaining five zero. There is no damping and walking away in the longitudinal plane $\{PT, T\}$ as in case of vertical initial conditions Figure 3. On Figure 6 notice the right plot showing phase advance per turn with respect to turn number; the particle action starts to grow after phase advance per turn reaches an integer.

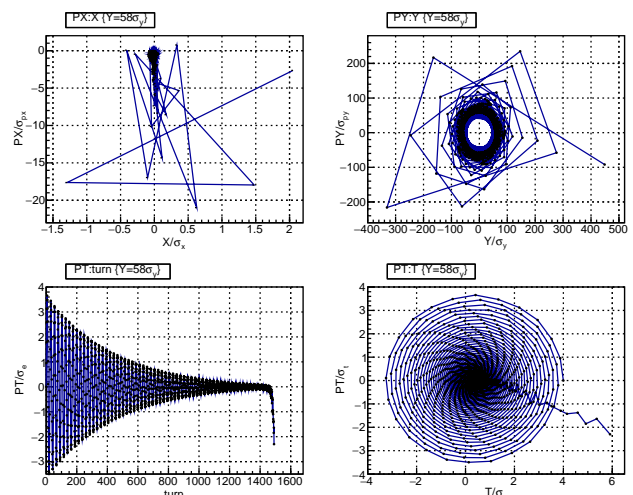


FIG. 3. Phase and time trajectories of the first unstable particle with initial conditions $\{x = 0, y = 58\sigma_y, p_x = 0, p_y = 0, \sigma = 0, p_\sigma = 0\}$.

Before studying FCC-ee transverse dynamic aperture decreased by the radiation in the quadrupole magnets, we looked at the dynamic aperture caused by the lattice nonlinearities only. The transverse dynamic aperture is limited by the sextupoles for linear chromaticity correction, Maxwellian magnet fringe fields [13] and kinematic terms reflecting non-paraxiality of particle motion in the first order. All chromatic sextupoles are combined in pairs with the I optical transformation in between [10]. Such arrangement cancels quadratic geometrical aberrations; therefore, the leading terms of nonlinear perturbation are cubic ones. The dynamic aperture is optimized by going through the sextupole pairs setting with a downhill simplex method scripted within SAD. It is assumed, that each sextupole pair in the arcs has individual feeding; therefore, the total optimization degrees of freedom are around 300.

Figure 7 shows betatron tunes as functions of initial amplitude. Both tunes move toward the nearest integer

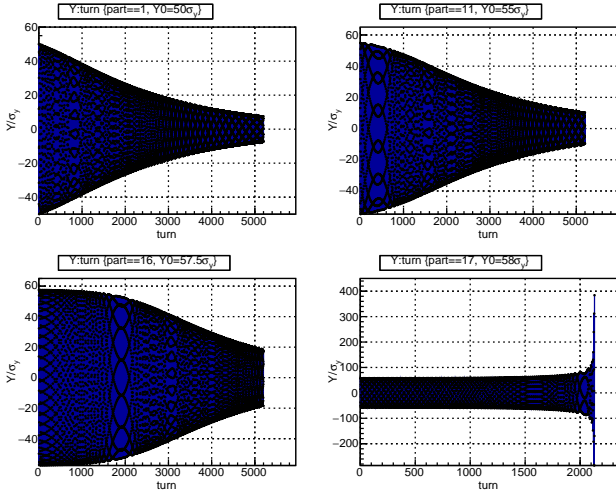


FIG. 4. Time evolution of vertical oscillations for particles with initial vertical coordinate $y = \{50; 55; 57.5; 58\} \times \sigma_y$, horizontal coordinates are zero, longitudinal are adjusted for synchronous point.

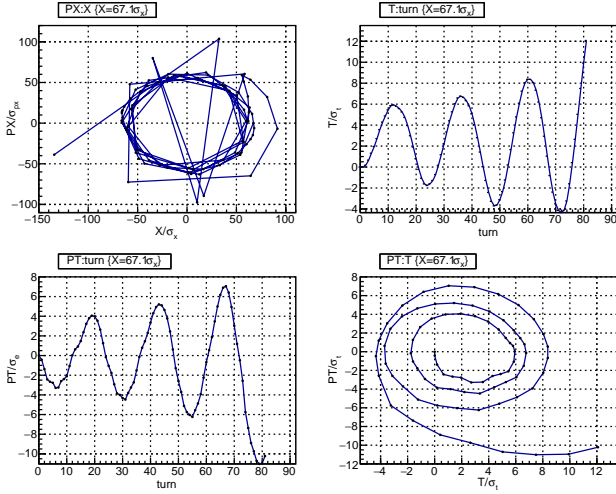


FIG. 5. Phase and time trajectories of the first unstable particle with initial conditions $\{x = 67.1\sigma_x, y = 0, p_x = 0, p_y = 0, \sigma = 0, p_\sigma = 0\}$

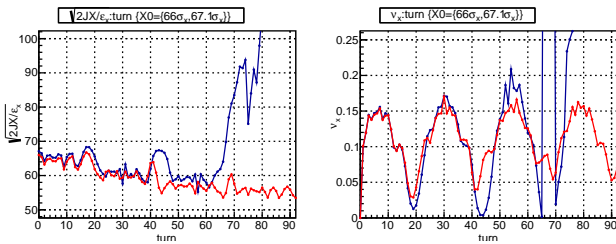


FIG. 6. Action and phase evolution for two particles with initial conditions: stable particle (red) with $x_0 = 66\sigma_x$ and unstable particle (blue) with $x_0 = 67.1\sigma_x$, the remaining five initial coordinates are zero. Square root of action (left). Action beating due to synchro-betatron coupling is clearly visible. Phase advance (right). Particle becomes unstable when the phase advance crosses integer value.

resonance $\nu_x = 269, \nu_y = 267$ with increase of initial amplitude. However, due to the symmetry of the potential,

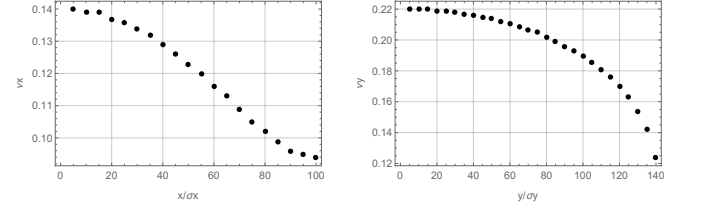


FIG. 7. Horizontal tune dependence on initial horizontal coordinate (left) and vertical tune dependence on initial vertical coordinate (right), the remaining initial coordinates are zero.

cubic nonlinearity does not produce integer resonance. The shape of the phase trajectories on FIG. 8 indicates two hyperbolic fixed points in the both plots, these are the signs of half-integer resonances $2\nu_x = 538, 2\nu_y = 534$, which are intrinsic resonances of the potential.

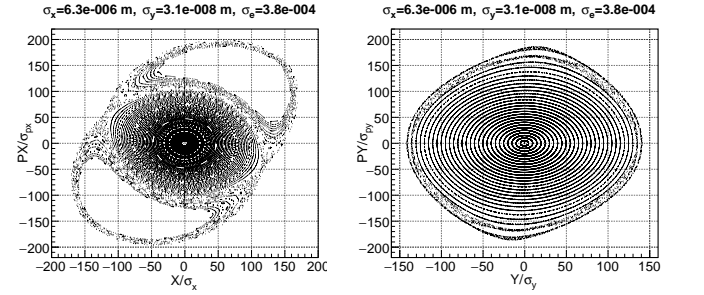


FIG. 8. 4d tracking phase trajectories: horizontal initial conditions only (left) and vertical initial conditions only (right).

III. EQUATIONS OF MOTION

We start from Hamiltonian

$$\begin{aligned}
 H(x, \sigma, y, p_x, p_y, p_\sigma; s) = & 1 + p_\sigma + K_0 x + K_0^2 \frac{x^2}{2} \\
 & + K_1 \frac{x^2 - y^2}{2} + K_2 \frac{x^3 - 3xy^2}{6} \\
 & - (1 + K_0 x) \sqrt{(1 + p_\sigma)^2 - p_x^2 - p_y^2} \\
 & + \left(-\frac{eV_0}{p_0 c} \right) \frac{\lambda_{RF}}{2\pi} \cos \left(\phi_s + \frac{2\pi\sigma}{\lambda_{RF}} \right) \delta(s - s_0),
 \end{aligned} \tag{2}$$

where c is the speed of light, p_0 and E_0 are the reference momentum and energy, e is the electron charge, $B\rho = -e/p_0 c$ is the rigidity, $K_0 = B_y(0)/B\rho$ is the reference orbit curvature, $K_1 = (dB_y/dx)/B\rho$ is the normalized quadrupole gradient, $K_2 = (d^2B_y/dx^2)/B\rho$ is the normalized sextupole strength, $p_\sigma = \Delta E/p_0 c$ is the longitudinal momentum, $p_{x,y} = P_{x,y}/p_0$ are the normalized transverse momenta, V_0, λ_{RF} are the RF cavity voltage

amplitude and wave length, s is the azimuth along the orbit, $\sigma = s - ct$ is the longitudinal coordinate conjugate to the longitudinal momentum p_σ , s_0 is the position of point like RF cavity, ϕ_s is the phase of RF field.

Radiation power with assumption of negligible electron mass ($\beta = v/c = 1$, $E = pc$) is

$$\begin{aligned} \mathcal{P} &= c \frac{C_\gamma}{2\pi} e^2 E^2 B^2 \\ &= c \frac{C_\gamma}{2\pi} E_0^4 (1 + 2p_\sigma)(K_0^2 + 2K_0K_1x + K_1^2(x^2 + y^2)) \\ &= c \frac{C_\gamma}{2\pi} E_0^4 (K_0^2(1 + 2p_\sigma) + 2K_0K_1x + K_1^2(x^2 + y^2)), \end{aligned} \quad (3)$$

where $B^2 = (B_y + xdB_y/dx)^2 + y^2(dB_y/dx)^2$ and we dropped terms with p_σ^2 and $4K_0K_1xp_\sigma$, $2K_1^2p_\sigma(x^2 + y^2)$.

The next step is to expand Hamiltonian (2) up to third order in all variables, neglect the term $K_0x(p_x^2 + p_y^2)/2$ due to its smallness, and obtain equations of motion where radiation is included by hand with the term describing the change of momenta,

$$x' = p_x - p_x p_\sigma \quad (4)$$

$$\begin{aligned} p_x' &= K_0 p_\sigma - x(K_0^2 + K_1) - K_2 \frac{x^2 - y^2}{2} \\ &\quad - \Gamma p_x [K_0^2(1 + 2p_\sigma) + x(2K_0K_1 + K_0^3) + K_1^2(x^2 + y^2)] \end{aligned} \quad (5)$$

$$y' = p_y - p_y p_\sigma \quad (6)$$

$$\begin{aligned} p_y' &= yK_1 + K_2 xy \\ &\quad - \Gamma p_y [K_0^2(1 + 2p_\sigma) + x(2K_0K_1 + K_0^3) + K_1^2(x^2 + y^2)] \end{aligned} \quad (7)$$

$$\sigma' = -K_0 x - \frac{p_x^2}{2} - \frac{p_y^2}{2} \quad (8)$$

$$\begin{aligned} p_\sigma' &= \left(-\frac{eV_0}{p_0 c} \right) \left(\sin \phi_s + \frac{2\pi\sigma}{\lambda_{RF}} \cos \phi_s \right) \delta(s - s_0) \\ &\quad - \Gamma [K_0^2(1 + 2p_\sigma) + x(2K_0K_1 + K_0^3) + K_1^2(x^2 + y^2)], \end{aligned} \quad (9)$$

where $\Gamma = \frac{C_\gamma}{2\pi} \frac{E_0^4}{p_0 c}$, and we expanded RF related $\cos(\dots)$ to first order of σ . Note, that radiation from quadrupoles produces nonlinear terms $\Gamma K_1^2 p_{x,y} x^2$, $\Gamma K_1^2 p_{x,y} y^2$ in (5) and (7) similar to the ones produced by quadrupole fringe [13]. However, their influence is small in our case and we drop them.

IV. SOLUTION OF LONGITUDINAL EQUATIONS OF MOTION

At first, we will solve longitudinal equations of motion (8) and (9) considering motion in the vertical plane and neglecting motion in the horizontal plane. Due to the fact that longitudinal motion is much slower than transverse (synchrotron oscillation frequency is lower than betatron), we consider vertical oscillation amplitude independent of time and solve decoupled equations. Splitting

horizontal motion into betatron part and dispersion part $x = x_\beta + \eta p_\sigma$, $p_x = p_{x\beta} + \xi p_\sigma$, neglecting betatron motion $x_\beta = 0$, $p_{x\beta} = 0$ yields equations

$$\sigma' = -K_0 \eta p_\sigma - \xi^2 \frac{p_\sigma^2}{2} - \frac{p_z^2}{2} \quad (10)$$

$$\begin{aligned} p_\sigma' &= \left(-\frac{eV_0}{p_0 c} \right) \left(\sin \phi_s + \frac{2\pi\sigma}{\lambda_{RF}} \cos \phi_s \right) \delta(s - s_0) \\ &\quad - \Gamma [K_0^2 + p_\sigma(2K_0^2 + 2K_0K_1\eta + K_0^3\eta) \\ &\quad + K_1^2(\eta^2 p_\sigma^2 + y^2)]. \end{aligned} \quad (11)$$

Vertical motion through nonlinear coupling excites horizontal oscillations (top left on FIG. 3), however small ($\approx 5\sigma_x$ for $y_0 = 58\sigma_y$), and, according to Table III (second column, multiplying by $(5/67)^2 \approx 6 \cdot 10^{-3}$), excited by horizontal motion longitudinal oscillations are by order of magnitude smaller than the ones produced by vertical motion directly. Hence, we omit horizontal betatron oscillations in this section. This consideration and latter numerical oscillations will prove validity of our approximation in neglecting the nonlinear transverse coupling.

Averaging of the obtained equations over the revolution period (as usually done for synchrotron motion) introduces familiar quantities: momentum compaction

$$\alpha = \langle K_0 \eta \rangle = \frac{1}{\Pi} \oint K_0 \eta ds, \quad (12)$$

the relative energy loss from dipoles per turn

$$\frac{1}{\Pi} \frac{U_0}{p_0 c} = \Gamma \langle K_0^2 \rangle, \quad (13)$$

wave vector of synchrotron oscillations

$$k_s^2 = \frac{\alpha}{\Pi} \left(-\frac{eV_0}{p_0 c} \right) \frac{2\pi}{\lambda_{RF}} \cos \phi_s = \left(\frac{\nu_s}{R} \right)^2, \quad (14)$$

longitudinal damping decrement

$$\begin{aligned} 2\alpha_\sigma [m^{-1}] &= \Gamma \langle (2K_0^2 + 2K_0K_1\eta + K_0^3\eta) \rangle \\ &= \frac{U_0}{\Pi p_0 c} \left(2 + \frac{\oint (2K_0K_1\eta + K_0^3\eta) ds}{\oint K_0^2 ds} \right) \\ &= \frac{U_0}{\Pi p_0 c} \left(2 + \frac{I_4}{I_2} \right), \end{aligned} \quad (15)$$

where $\Pi = 2\pi R$ is he ring circumference, R is the average radius, angular brackets denote averaging over circumference $\langle \dots \rangle = \oint \dots ds / \Pi$, ν_s is the synchrotron oscillations tune, the RF field phase is chosen according to $(-eV_0) \sin \phi_s = U_0$, I_4 and I_2 are the synchrotron integrals [14].

The factors $\langle \xi^2 \rangle$ and $\langle K_1^2 \eta^2 \rangle$ are small, and multiplication by p_σ^2 makes them even smaller; therefore, we neglect them.

In order to deal with the terms y^2 and p_y^2 , we use the principal solution of the vertical motion equation [15]

$$\begin{aligned} y &= A_y f_y + A_y^* f_y^* \\ p_y &= A_y f_y' + A_y^* f_y^{*'} \end{aligned} \quad (16)$$

where constant amplitude A_y depends on initial conditions, f_y is Floquet function with following properties

$$f_y = \sqrt{\beta_y} e^{i\psi_y}, \quad (17)$$

$$\psi_y(s) = \int_0^s \frac{d\tau}{\beta_y(\tau)}, \quad (18)$$

$$f_y f_y^{*'} - f_y' f_y^* = -2i, \quad (19)$$

$$f_y' = \frac{1}{\sqrt{\beta_y}} \left(\frac{\beta_y'}{2} + i \right) e^{i\psi_y}, \quad (20)$$

$$f_y' f_y^{*'} = \frac{1}{\beta_y} \left[\left(\frac{\beta_y'}{2} \right)^2 + 1 \right] = \gamma_y, \quad (21)$$

$$f_y'^2 = \frac{1}{\beta_y} \left[\left(\frac{\beta_y'}{2} \right)^2 - 1 + i\beta_y' \right] e^{i2\psi_y}, \quad (22)$$

where i is imaginary unit, β_y is beta function, ψ_y is betatron phase advance. Hence,

$$\begin{aligned} y^2 &= (A_y f_y + A_y^* f_y^{*'})^2 = J_y \beta_y + A_y^2 f_y^2 + A_y^{*2} f_y^{*2}, \\ p_y^2 &= (A_y f_y' + A_y^* f_y'^{*'})^2 = J_y \gamma_y + A_y^2 f_y'^2 + A_y^{*2} f_y'^{*2}, \end{aligned} \quad (23)$$

where action relates to amplitudes as $J_y = 2A_y A_y^*$, Twiss parameter gamma is $\gamma_y = (1 + \alpha_y^2)/\beta_y$, $\alpha_y = -\beta_y'/2$ and the subscript prime ' denotes d/ds .

In order to use Krylov-Bogolyubov averaging method we expand p_y^2 and $\Gamma K_1^2 y^2$ into Fourier series:

$$\begin{aligned} \Gamma K_1^2 y^2 &= \Gamma K_1^2 \beta_y J_y + \Gamma A_y^2 e^{i2k_y s} \sum_{n=-\infty}^{\infty} F_{y,n} e^{in \frac{s}{R}} \\ &+ \Gamma A_y^{*2} e^{-i2k_y s} \sum_{n=-\infty}^{\infty} F_{y,n}^* e^{-in \frac{s}{R}}, \end{aligned} \quad (24)$$

$$\begin{aligned} p_y^2 &= J_y \gamma_y + A_y^2 e^{i2k_y s} \sum_{n=-\infty}^{\infty} P_{y,n} e^{in \frac{s}{R}} \\ &+ A_y^{*2} e^{-i2k_y s} \sum_{n=-\infty}^{\infty} P_{y,n}^* e^{-in \frac{s}{R}}, \end{aligned} \quad (25)$$

where $k_y = 2\pi\nu_y/\Pi = \nu_y/R$ is a wave vector of vertical betatron oscillations with tune ν_y ,

$$\begin{aligned} F_{y,n} &= \frac{1}{\Pi} \int_0^\Pi K_1^2(s) f_y^2(s) e^{-i2k_y s - in \frac{s}{R}} ds \\ &= \frac{1}{\Pi} \int_0^\Pi K_1^2(s) \beta_y(s) e^{i(2\psi_y(s) - 2\nu_y \frac{s}{R} - n \frac{s}{R})} ds, \end{aligned} \quad (26)$$

$$\begin{aligned} P_{y,n} &= \frac{1}{\Pi} \int_0^\Pi f_y'^2(s) e^{-i2k_y s - in \frac{s}{R}} ds \\ &= \frac{1}{\Pi} \int_0^\Pi \frac{1}{\beta_y(s)} \left[\left(\frac{\beta_y'(s)}{2} \right)^2 - 1 + i\beta_y'(s) \right] \times \\ &\times e^{i(2\psi_y(s) - 2\nu_y \frac{s}{R} - n \frac{s}{R})} ds. \end{aligned} \quad (27)$$

Applying averaging method and keeping constant and slowly oscillating terms (Jowett kept constant, but omitted oscillating terms in [16]) yields equations of motion

$$\begin{aligned} \sigma' &= -\alpha p_\sigma - J_y \frac{\langle \gamma_y \rangle}{2} \\ &- \frac{A_y^2}{2} P_{y,n} e^{i \frac{s}{R} (2\nu_y + n)} \\ &- \frac{A_y^{*2}}{2} P_{y,n}^* e^{-i \frac{s}{R} (2\nu_y + n)}, \end{aligned} \quad (28)$$

$$\begin{aligned} p_\sigma' &= \frac{k_s^2}{\alpha} \sigma - 2\alpha_\sigma p_\sigma - \Gamma \langle K_1^2 \beta_y \rangle J_y \\ &- \Gamma A_y^2 F_{y,n} e^{i \frac{s}{R} (2\nu_y + n)} \\ &- \Gamma A_y^{*2} F_{y,n}^* e^{-i \frac{s}{R} (2\nu_y + n)}, \end{aligned} \quad (29)$$

where $n = -[2\nu_y]$ is the negative integer part of the double betatron tune and is the only slow oscillating harmonic.

A. Synchronous phase

Equating the right parts of the equations (28) and (29) to zero and eliminating the oscillating terms results in synchronous longitudinal point

$$\sigma = -\frac{\alpha_\sigma}{k_s^2} \langle \gamma_y \rangle J_y + \frac{\alpha}{k_s^2} \Gamma \langle K_1^2 \beta_y \rangle J_y \quad (30)$$

$$p_\sigma = -\frac{1}{2\alpha} \langle \gamma_y \rangle J_y, \quad (31)$$

where the term with Γ corresponds to additional energy loss from radiation in quadrupoles, the other terms come from lengthening of particle trajectory. Jowett obtained similar equations in [6] and [17].

Particle with not adjusted initial conditions will develop synchrotron oscillations with respect to the new synchronous point. Using the longitudinal invariant

$$\sigma^2 + \frac{\alpha^2}{k_s^2} p_\sigma^2 = const \quad (32)$$

yields maximum energy deviation

$$p_{\sigma,max} = J_y \sqrt{\left(-\frac{\alpha_\sigma \langle \gamma_y \rangle}{k_s \alpha} + \frac{\Gamma \langle K_1^2 \beta_y \rangle}{k_s} \right)^2 + \frac{\langle \gamma_y \rangle^2}{4\alpha^2}} \quad (33)$$

B. Solution without oscillating terms

Solution of equations (28) and (29) without oscillating terms is known and consists of the constant term describing the shift of synchronous energy, and two terms describing damping synchrotron oscillations (only for p_σ)

$$\begin{aligned} p_\sigma &= -\frac{\langle \gamma_y \rangle}{2\alpha} J_y + B_1 e^{-\alpha_\sigma s} \cos \left(s \sqrt{k_s^2 - \alpha_\sigma^2} \right) \\ &+ B_2 e^{-\alpha_\sigma s} \sin \left(s \sqrt{k_s^2 - \alpha_\sigma^2} \right). \end{aligned} \quad (34)$$

C. Particular solution

Introducing $\varkappa_y = (2\nu_y + n)/R$ and transforming the system of first order differential equations (28) and (29) into the the second order equation gives

$$\begin{aligned} p_\sigma'' + k_s^2 p_\sigma + 2\alpha_\sigma p_\sigma' = \\ - A_y^2 \left(\frac{k_s^2}{2\alpha} P_{y,n} + i\Gamma \varkappa_y F_{y,n} \right) e^{i\varkappa_y s} \\ - A_y^{*2} \left(\frac{k_s^2}{2\alpha} P_{y,n}^* - i\Gamma \varkappa_y F_{y,n}^* \right) e^{-i\varkappa_y s}. \end{aligned} \quad (35)$$

Particular solution of (35) is

$$\begin{aligned} p_\sigma = - \frac{A_y^2 \left(\frac{k_s^2}{2\alpha} P_{y,n} + i\Gamma \varkappa_y F_{y,n} \right)}{k_s^2 - \varkappa_y^2 + i2\varkappa_y \alpha_\sigma} e^{i\varkappa_y s} \\ - \frac{A_y^{*2} \left(\frac{k_s^2}{2\alpha} P_{y,n}^* - i\Gamma \varkappa_y F_{y,n}^* \right)}{k_s^2 - \varkappa_y^2 - i2\varkappa_y \alpha_\sigma} e^{-i\varkappa_y s}. \end{aligned} \quad (36)$$

Since

$$\varkappa_y \gg k_s \gg \alpha_\sigma, \quad (37)$$

$$\Gamma \varkappa_y |F_{y,n}| \gg \frac{k_s^2}{2\alpha} |P_{y,n}| \quad (38)$$

we can rewrite solution as

$$p_\sigma \approx iA_y^2 \frac{\Gamma F_{y,n}}{\varkappa_y} e^{i\varkappa_y s} - iA_y^{*2} \frac{\Gamma F_{y,n}^*}{\varkappa_y} e^{-i\varkappa_y s}. \quad (39)$$

Apparently, solutions (36) and (39) should not depend on the initial betatron phase φ_y , because in the averaging over the revolution period we lose all the information regarding particle initial transverse phase. Therefore, we replace complex betatron amplitude $A_y = |A_y| \exp(i\varphi_y)$ with its absolute value $|A_y|$. Putting it in the form comfortable for the future use we have

$$\begin{aligned} p_\sigma = c_n |A_y|^2 e^{i\varkappa_y s} + c_n^* |A_y|^2 e^{-i\varkappa_y s} \\ = |c_n| J_y \cos(\varkappa_y s + \chi_0), \end{aligned} \quad (40)$$

where

$$c_n = - \frac{\left(\frac{k_s^2}{2\alpha} P_{y,n} + i\Gamma \varkappa_y F_{y,n} \right)}{k_s^2 - \varkappa_y^2 + i2\varkappa_y \alpha_\sigma} \approx i \frac{\Gamma F_{y,n}}{\varkappa_y} \quad (41)$$

and $\chi_0 = \arg(c_n)$.

V. SOLUTION OF VERTICAL EQUATIONS OF MOTION

With the same assumptions as in the previous paragraph equations (6) and (7) are

$$y' = p_y - p_y p_\sigma, \quad (42)$$

$$p_y' = K_1 y + K_2 \eta p_\sigma y - \Gamma p_y [K_0^2 + p_\sigma D + K_1^2 y^2], \quad (43)$$

where $D = 2K_0^2 + 2K_0 K_1 \eta + K_0^3 \eta$ and for machines with separate functions magnets is negligible, we neglected the small term $\Gamma p_y K_1^2 \eta^2 p_\sigma^2$. We may apply Krylov-Bogolyubov averaging method directly to equations (42), (43), but it is more illustrative to apply it to y'' equation. During derivation of y'' equation we neglect the terms containing p_σ' , because it either oscillates with synchrotron tune or with double fractional part of betatron frequency, and after derivation will receive a small factor. The desired equation is

$$y'' - (K_1 - (K_1 - K_2 \eta) p_\sigma) y + \Gamma (K_0^2 + K_1^2 y^2) y' = 0. \quad (44)$$

This is an equation of parametric oscillator with friction; the second term depends on p_σ which contains terms oscillating at fractional double betatron frequency (40). It is also a Van der Pol oscillator (nonlinear friction, the the third term). Jowett obtained Van der Pol equation for nonlinear wiggler (combined quadrupole and sextupole) in [17]. We did not find large influence of nonlinear friction (Van der Pol oscillator) and, therefore, omitted it.

Substituting expression for p_σ , we neglect the constant shift and damped synchrotron oscillations (34), and keep only particular solution (40) oscillating on fractional part of double betatron frequency, i.e. we consider only parametric resonance. Substituting principal solution for y (16), averaging and keeping only slowly oscillating terms yields equation for amplitude evolution

$$\begin{aligned} (-2i)A_y' = A_y \langle \Gamma K_0^2 (-\alpha_y + i) \rangle \\ + |A_y|^2 A_y^* |c_n| \langle (K_1 - K_2 \eta) \beta_y e^{i(-2\psi_y + \varkappa_y s + \chi_0)} \rangle \\ - 3A_y^2 A_y^* \langle \Gamma K_1^2 \beta_y \alpha_y \rangle + iA_y^2 A_y^* \langle \Gamma K_1^2 \beta_y \rangle. \end{aligned} \quad (45)$$

The terms $\langle \Gamma K_1^2 \beta_y \alpha_y \rangle$ and $\langle \Gamma K_1^2 \beta_y \rangle$ are small and we neglect them, obtaining

$$\begin{aligned} A_y' = -\frac{1}{2} \langle \Gamma K_0^2 (1 + i\alpha_y) \rangle A_y \\ + \frac{i}{2} |c_n| \langle (K_1 - K_2 \eta) \beta_y e^{i(-2\psi_y + \varkappa_y s + \chi_0)} \rangle |A_y|^2 A_y^* \\ = -B_1 A_y + iB_2 |A_y|^2 A_y^*. \end{aligned} \quad (46)$$

The real part of the obtained equation describes evolution of the $|A_y|$ (e.g. damping), the imaginary part describes the change of the betatron tune. In order to solve equation (46) we introduced coefficients

$$B_1 = \frac{1}{2} \langle \Gamma K_0^2 (1 + i\alpha_y) \rangle \quad (47)$$

$$B_2 = \frac{1}{2} c_n \langle (K_1 - K_2 \eta) \beta_y e^{i(-2\psi_y + \varkappa_y s)} \rangle, \quad (48)$$

where expression in angular brackets of B_2 is local chromaticity, which does not vanish when global chromaticity is compensated.

Distinguishing modulus and argument of amplitude $A_y = a_y e^{i\varphi_y}$, $B_1 = |B_1| e^{i\varphi_1}$, $B_2 = |B_2| e^{i\varphi_2}$ and substituting in (46) results in two equations

$$a'_y = -a_y |B_1| \cos(\varphi_1) - a_y^3 |B_2| \sin(-2\varphi_y + \varphi_2), \quad (49)$$

$$\varphi'_y = -|B_1| \sin(\varphi_1) + a_y^2 |B_2| \cos(-2\varphi_y + \varphi_2), \quad (50)$$

where $|B_1| \sin(\varphi_1) = \text{Im}(B_1) = \frac{1}{2} \langle \Gamma K_0^2 \alpha_y \rangle \approx 0$ is small and describes the change of vertical betatron tune because of damping; this is equivalent to $\varphi_1 = 0$. The second term in (50) describes tune dependence on amplitude. Equations (49) and (50) have complex topology in $\{a_y, \varphi_y\}$ space (see Appendix), which has two stable points providing $\varphi'_y = 0$

$$\varphi_y = \frac{\varphi_2}{2} \pm \frac{\pi}{4} + \pi n, \quad (51)$$

where n is integer. At these points the modulus of amplitude is

$$a_y(s) = \frac{a_{y,0} e^{-|B_1|s}}{\sqrt{1 \pm a_{y,0}^2 \frac{|B_2|}{|B_1|} (1 - e^{-|B_1|s})}}, \quad (52)$$

and using $J_y = 2A_y A_y^* = 2a_y^2$ gives action

$$J_y(s) = \frac{J_{y,0} e^{-2|B_1|s}}{1 \pm J_{y,0} \frac{|B_2|}{2|B_1|} (1 - e^{-2|B_1|s})}. \quad (53)$$

The plus sign describes always damping amplitudes (stable), the minus sign, depending on initial action, describes either damping solutions (stable) or rising (unstable). This boundary action defines the border of dynamic aperture and is

$$J_{y,lim} = \frac{2|B_1|}{\pm |B_2|}. \quad (54)$$

Existence of initial amplitudes with stable motion at parametric resonance is due to the friction (radiation damping).

VI. LONGITUDINAL AND HORIZONTAL MOTION

Equations of coupled horizontal and longitudinal motion (4), (5),(8), (9) with $y = 0$ and $p_y = 0$ are similar to vertical and longitudinal (6) (7) with $x_\beta = 0$ $p_{x\beta} = 0$. The unique for horizontal motion terms $K_0 p_\sigma$ in (5) responsible for dispersion and $-K_0 x_\beta$ in (8) will produce a synchro-betatron resonance at $\nu_x \pm \nu_s = \text{integer}$. This resonance plays an important role, but out of scope of our work. Table III shows that the shift of synchronous point and amplitude of synchrotron oscillations are significantly larger for horizontal oscillations (second column) than for vertical (third column) at the boundary of dynamic aperture, if initial longitudinal coordinates are not

TABLE III. Synchronous point and amplitude of synchrotron oscillations for different transverse initial conditions

$\{X_0, Y_0\}$	$\{67\sigma_x, 0\}$	$\{0, 58\sigma_y\}$
$p_{\sigma, max}/\sigma_\delta$	4	0.26
$p_{\sigma, syn}/\sigma_\delta$	-2.5	-0.026
$\sigma_{syn}/\sigma_\delta$	3.05	0.29

adjusted to the new synchronous point. Observation of phase advance per turn (right) on Figure 6 suggests that particle is lost when phase advance reaches an integer (turn 65) and it happens when $p_\sigma = 7\sigma_\delta$. Using the detuning coefficient and its chromaticity with given initial conditions we calculated the shift of the tune from each term Table IV. The sum of last three lines is exactly zero, which means that the tune is equal integer.

TABLE IV. Tune shift contribution from detuning and detuning chromaticity

$\frac{\partial \nu_x}{\partial J_x}$	-5×10^4
$\frac{\partial^2 \nu_x}{\partial J_x \partial \delta}$	-6.8×10^7
J_x	$67^2 \varepsilon_x / 2$
p_σ	$7\sigma_\delta$
$\Delta \nu_x = \frac{\partial \nu_x}{\partial J_x} J_x$	-0.03
$\Delta \nu_x = \frac{\partial^2 \nu_x}{\partial J_x \partial \delta} J_x p_\sigma$	-0.11
$\nu_x(J_x = 0, p_\sigma = 0)$	0.14

VII. COMPARISON WITH TRACKING AND NUMERICAL ESTIMATIONS

A. Vertical motion

For given vertical tune harmonic number is $n = -534$, $\varepsilon_y = 2.8 \times 10^{-5} \text{ m}^{-1}$, $k_s = 2.6 \times 10^{-6} \text{ m}^{-1}$. The harmonics (26), (27) and (41) are

$$\begin{aligned} F_{y,n} &= (-0.14, 3 \times 10^{-5}) \text{ m}^{-3} & |F_{y,n}| &= 0.14 \text{ m}^{-3} \\ P_{y,n} &= (-0.13, 0.0006) \text{ m}^{-1} & |P_{y,n}| &= 0.13 \text{ m}^{-1} \\ c_n &= (-42.11, -6474.19) \text{ m}^{-1} & |c_n| &= 6474.33 \text{ m}^{-1}, \end{aligned}$$

where expression in brackets (\cdot) designates real and imaginary part of the value respectfully. The numbers prove the inequality (38)

$$\begin{aligned} \Gamma \varepsilon_y |F_{y,n}| &= 5.13 \times 10^{-6} \\ \frac{k_s^2}{2\alpha} |P_{y,n}| &= 3.22 \times 10^{-8}. \end{aligned}$$

Coefficients (47) and (48) are

$$\begin{aligned} B_1 &= (4.03 \times 10^{-9}, -2.76 \times 10^{-10}) \text{ m}^{-1} \\ |B_1| &= 4.04 \times 10^{-9} \text{ m}^{-1} \\ B_2 &= (10.35, 6.43) \text{ m}^{-2} \\ |B_2| &= 12.18 \text{ m}^{-2}. \end{aligned}$$

The border of dynamic aperture (54) is

$$R_y = \sqrt{2J_{y,lim}\beta_y} = 37.2\sigma_y, \quad (55)$$

which needs to be compared with the tracking result $R_y = 57\sigma_y$. Scrutiny of tracking results showed that transverse nonlinear coupling decreases effective amplitude of vertical motion; therefore, the amplitude of longitudinal harmonic producing parametric resonance is about two times smaller than our predictions. Consideration of this correction increases dynamic aperture $R_y \approx 37.2 \times \sqrt{2}\sigma_y = 52.6\sigma_y$, which corresponds well to tracking results.

Resemblance of longitudinal phase trajectories on Figure 3 and Figure 9 proves our approach in solving longitudinal equations (28) and (29). Figure 9 presents numerical solution of the longitudinal equations (28) and (29) with vertical action in the form (53) corresponding to initial condition $y = 58\sigma_y$.

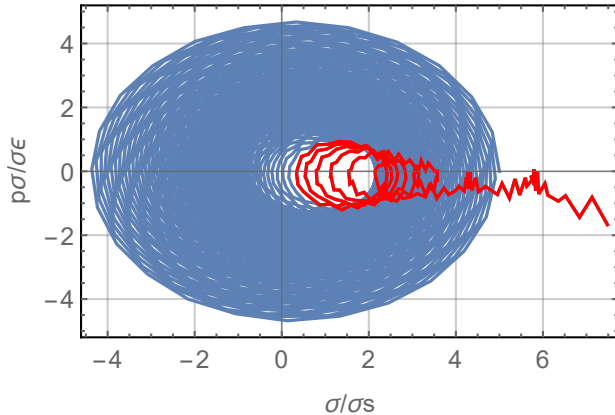


FIG. 9. Longitudinal phase trajectories from numerical solution of (28) and (29) with vertical action in the form (53) corresponding to initial condition $y = 58\sigma_y$. The last 200 turns are shown in red. Compare with bottom right plot of Figure 3.

Figure 10 compares results of tracking and calculations of longitudinal coordinate evolution (synchronous phase) when initial longitudinal conditions were adjusted according to (31) and (30) in order to eliminate synchrotron oscillations, for two particles with $y = 50\sigma_y$ and $y = 58\sigma_y$.

Figure 11 shows spectra of vertical and longitudinal motion, proving existence of fractional part of double betatron frequency in longitudinal motion. The double frequency harmonic amplitude according to (40) is

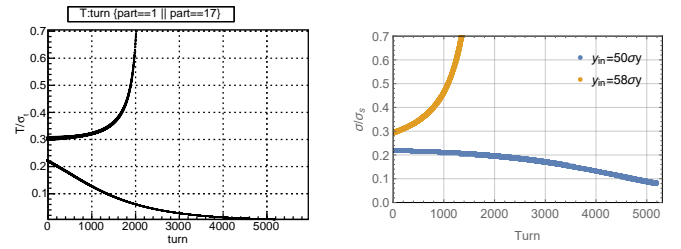


FIG. 10. Evolution of longitudinal coordinate from tracking (left) and from calculations by (30) and (31) (right) corresponding to initial conditions $y = 50\sigma_y$ and $y = 58\sigma_y$ and adjusted longitudinal initial conditions (30) and (31).

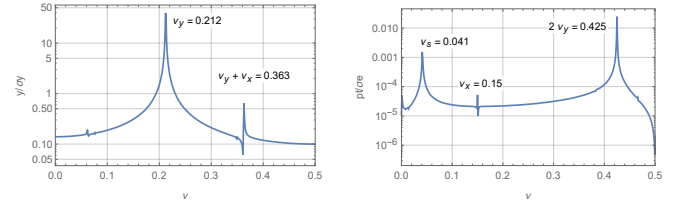


FIG. 11. Spectrum of vertical (left) and longitudinal (right) motion from tracking corresponding to initial condition $y = 58\sigma_y$, and adjusted longitudinal initial conditions (30) and (31).

$p_\sigma = 2.8 \times 10^{-2} \sigma_\delta$, which closely corresponds to the value $p_\sigma = 2.4 \times 10^{-2} \sigma_\delta$ on the right plot of Figure 11.

Figure 12 and Figure 13 compare vertical action evolution from tracking and calculation with (53). The boundary of stable motion is $57.5\sigma_y$ from tracking and $52.6\sigma_y$ from calculations by (54).

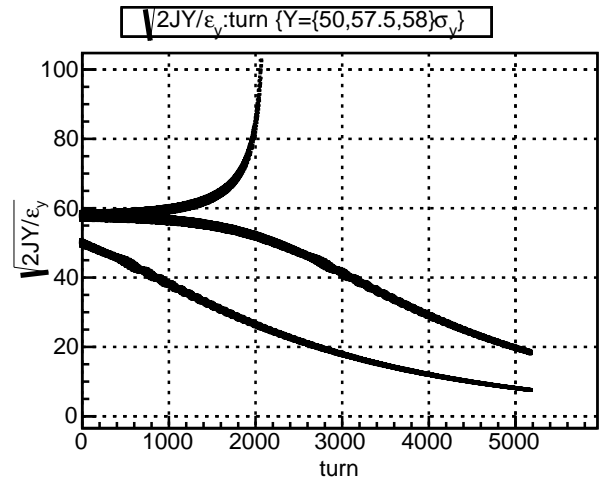


FIG. 12. Evolution of normalized square root of vertical action from tracking corresponding to initial conditions $y = 50\sigma_y$, $y = 57.5\sigma_y$, $y = 58\sigma_y$, and adjusted longitudinal initial conditions (30) and (31).

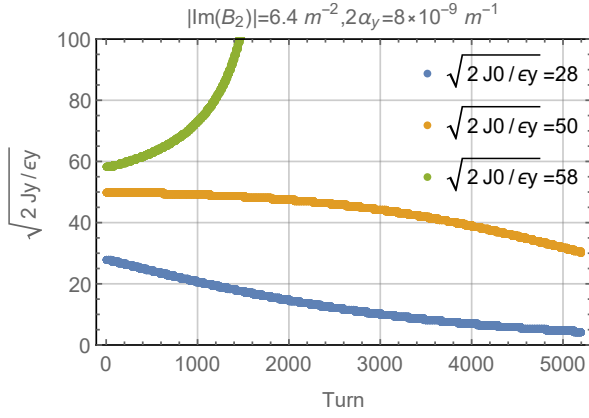


FIG. 13. Evolution of normalized square root of vertical action from tracking corresponding to initial conditions $y = 28\sigma_y$, $y = 50\sigma_y$, $y = 58\sigma_y$.

B. Horizontal motion

For given horizontal tune harmonic number is $n = -538$, $\alpha_x = 1.8 \times 10^{-5} \text{ m}^{-1}$, $k_s = 2.6 \times 10^{-6} \text{ m}^{-1}$. The harmonics (26), (27) and (41) are

$$\begin{aligned} F_{x,n} &= (-0.003, -1.5 \times 10^{-5}) \text{ m}^{-3} & |F_{x,n}| &= 0.003 \text{ m}^{-3} \\ P_{x,n} &= (-0.004, -5 \times 10^{-4}) \text{ m}^{-1} & |P_{x,n}| &= 0.004 \text{ m}^{-1} \\ c_n &= (-2.15, -214) \text{ m}^{-1} & |c_n| &= 214 \text{ m}^{-1}. \end{aligned}$$

The harmonic $|c_n|$ for horizontal motion is about 30 times smaller than for vertical; therefore, modulation of the longitudinal motion happens at larger amplitudes, which are already unstable due to nonlinear dynamics. This is proven by spectra of horizontal and vertical motion for particle with initial condition $x = 95.5\sigma_x$ on Figure 14.

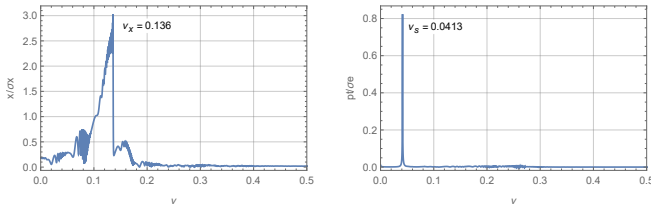


FIG. 14. Spectrum of horizontal (left) and longitudinal (right) motion from tracking corresponding to initial condition $x = 95.5\sigma_x$, and adjusted longitudinal initial conditions. The longitudinal harmonic at double betatron frequency is too small to be observed.

VIII. CONCLUSION

In horizontal plane, additional energy loss due to radiation in quadrupoles, shifts synchronous point and develops large synchrotron oscillations. Horizontal betatron tune dependence on amplitude and chromaticity of

this detuning shift the tune toward the integer resonance resulting in particle loss. This is similar to Radiative Beta-Synchrotron Coupling (RBSC) proposed by Jowett [6].

Dynamic aperture reduction in the vertical plane with inclusion of synchrotron radiation in quadrupoles in FCC-ee is due to parametric resonance with modulation amplitude dependent on the square of oscillation amplitude. Radiation from quadrupoles modulates the particle energy at the double betatron frequency; therefore, quadrupole focusing strength also varies at the doubled betatron frequency creating the resonant condition. However, due to friction, resonance develops only if oscillation amplitude is larger than a certain value. The remarkable property of this resonance is that it occurs at any betatron tune (not exactly at half-integer) and, hence, can be labeled as “self-inducing parametric resonance. Our calculations give the border of dynamic aperture $R_y = 52.6\sigma_y$, which corresponds well to the tracking result $R_y = 57\sigma_y$.

ACKNOWLEDGMENTS

We wish to thank John Jowett for his works on electron dynamics with synchrotron radiation, which educated us and helped to accomplish this study.

We are thankful to Katsunobu Oide for the FCC-ee lattice, collaboration and expressed interest to the present work.

We are grateful to Eugene Perevedentsev and Nikolay Vinokurov for reading the manuscript and valuable comments.

Appendix A: Parametric resonance without damping and amplitude independent modulation

Considering truncated equation (44) without damping

$$y'' - (K_1 - (K_1 - K_2\eta)p_\sigma)y = 0, \quad (\text{A1})$$

where modulation does not depends on the amplitude

$$p_\sigma = g_n e^{i\alpha_y s} + g_n^* e^{-i\alpha_y s} = 2|g_n| \cos(\alpha_y s + \chi_0), \quad (\text{A2})$$

and $\chi_0 = \arg(g_n)$, $g_n = c_n(50\sqrt{\varepsilon_y}/2)^2 = \text{const}$. Now, equation (A1) describes a usual parametric resonance with exact resonance condition $\alpha_y = \{2\nu_y\}$. The averaged equations are

$$A_y = iB_2 A_y^*, \quad (\text{A3})$$

$$a'_y = -a_y |B_2| \sin(-2\varphi_y + \varphi_2), \quad (\text{A4})$$

$$\varphi'_y = |B_2| \cos(-2\varphi_y + \varphi_2), \quad (\text{A5})$$

where

$$B_2 = \frac{1}{2}g_n \left\langle (K_1 - K_2\eta)\beta_y e^{i(-2\psi_y + \alpha_y s)} \right\rangle, \quad (\text{A6})$$

and $A_y = a_y e^{i\varphi_y}$, $B_2 = |B_2| e^{i\varphi_2}$. Equations (A4) and (A5) have two stable points with $\varphi'_y = 0$

$$\varphi_y = \frac{\varphi_2}{2} \pm \frac{\pi}{4} + \pi n, \quad (\text{A7})$$

where n is integer. At these points the modulus of the amplitude is

$$a_y(s) = a_{y,0} e^{\pm |B_2| s}. \quad (\text{A8})$$

The Figure 15 shows numerical solution of equations (A4) and (A5) on the plane of the average particle trajectories $y/\sigma_y = 2|A_y| \cos(\varphi_y)/\sqrt{\varepsilon_y}$ and $p_y/\sigma_{py} = 2|A_y| \sin(\varphi_y)/\sqrt{\varepsilon_y}$, where initial conditions were $a_y(0) = 50\sqrt{\varepsilon_y}/2$ and φ_y is uniformly distributed between $(0; 2\pi)$. As expected, all trajectories are diverging.

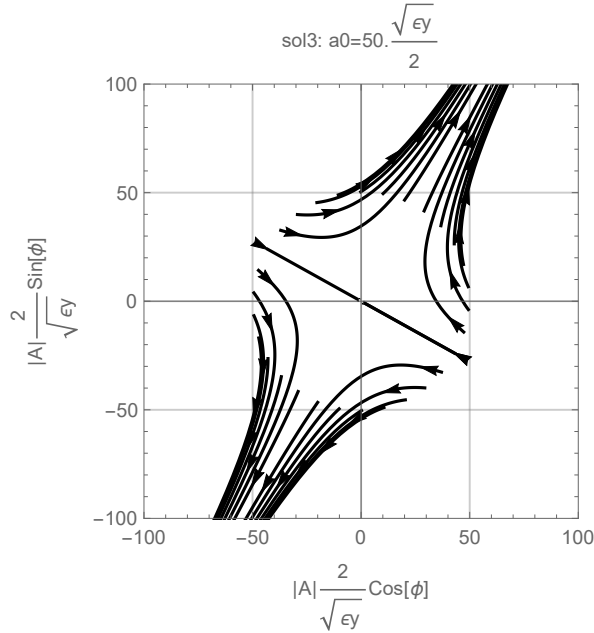


FIG. 15. Evolution of the average particle trajectories, solution of equations (A4) and (A5) with the same initial amplitude and different initial phases. Initial amplitude corresponds to $y_0(\varphi_y = 0) = 50\sigma_y$

Appendix B: Parametric resonance with damping and amplitude independent modulation

Adding the damping term in the equation of the vertical motion yields

$$y'' - (K_1 - (K_1 - K_2\eta)p_\sigma)y + \Gamma K_0^2 y' = 0. \quad (\text{B1})$$

The averaged equations are

$$A_y = -B_1 A_y + iB_2 A_y^*, \quad (\text{B2})$$

$$a'_y = -a_y |B_1| \cos(\varphi_1) - a_y |B_2| \sin(-2\varphi_y + \varphi_2), \quad (\text{B3})$$

$$\varphi'_y = -|B_1| \sin(\varphi_1) + |B_2| \cos(-2\varphi_y + \varphi_2), \quad (\text{B4})$$

where

$$B_1 = \frac{1}{2} \langle \Gamma K_0^2 (1 + i\alpha_y) \rangle \quad (\text{B5})$$

$$B_2 = \frac{1}{2} g_n \langle (K_1 - K_2\eta) \beta_y e^{i(-2\varphi_y + \varphi_2 + \alpha_y s)} \rangle, \quad (\text{B6})$$

and $A_y = a_y e^{i\varphi_y}$, $B_1 = |B_1| e^{i\varphi_1}$, $B_2 = |B_2| e^{i\varphi_2}$. Neglecting $|B_1| \sin(\varphi_1)$ equations (B3) and (B4) have the same two stable points with $\varphi'_y = 0$

$$\varphi_y = \frac{\varphi_2}{2} \pm \frac{\pi}{4} + \pi n, \quad (\text{B7})$$

where n is integer. At these points the modulus of the amplitude is

$$a_y(s) = a_{y,0} e^{-|B_1| \cos(\varphi_1) \pm |B_2| s}. \quad (\text{B8})$$

The Figures 16 and 17 show numerical solution of equations (B3) and (B4) on the plane of the average particle trajectories $y/\sigma_y = 2|A_y| \cos(\varphi_y)/\sqrt{\varepsilon_y}$ and $p_y/\sigma_{py} = 2|A_y| \sin(\varphi_y)/\sqrt{\varepsilon_y}$, where initial conditions were $a_y(0) = 50\sqrt{\varepsilon_y}/2$ and φ_y is uniformly distributed between $(0; 2\pi)$. Because of damping we have different behavior depending the strength of the modulation amplitude: if modulation amplitude is small then all trajectories are stable (FIG. 16), if modulation amplitude is large then all trajectories are diverging (FIG. 17).

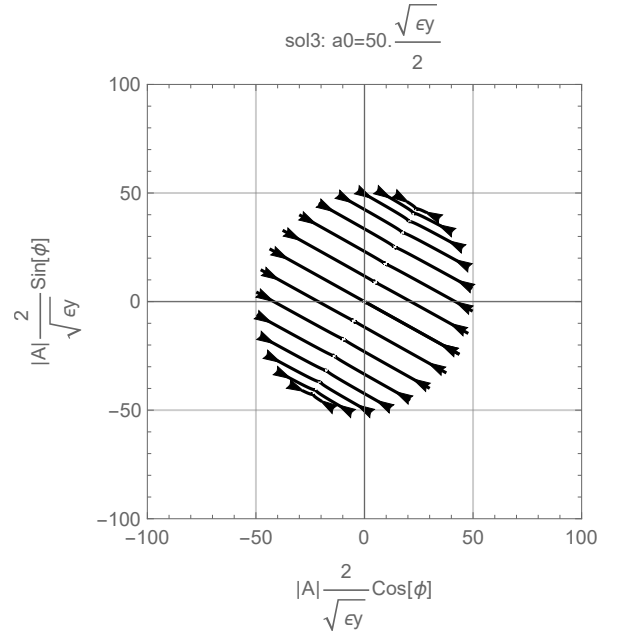


FIG. 16. Evolution of the average particle trajectories, solution of equations (A4) and (A5) with the same initial amplitude and different initial phases. Initial amplitude corresponds to $y_0(\varphi_y = 0) = 50\sigma_y$, with small modulation amplitude.

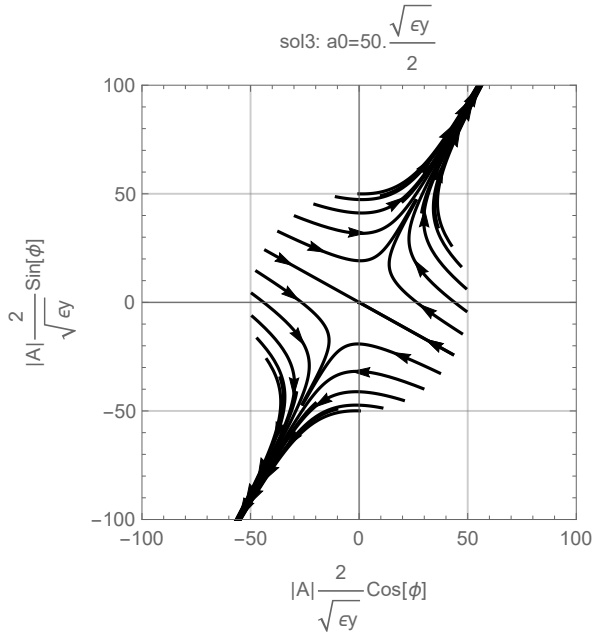


FIG. 17. Evolution of the average particle trajectories, solution of equations (A4) and (A5) with the same initial amplitude and different initial phases. Initial amplitude corresponds to $y_0(\varphi_y = 0) = 50\sigma_y$, with large modulation amplitude.

Appendix C: Parametric resonance with damping and amplitude dependent modulation

In the realistic case of equation (44) with coefficients (47) and (48), the modulation amplitude depends on the square of the oscillation amplitude. Therefore, depending on initial amplitude either all trajectories are stable, or some are stable and others are unstable, or all unstable. Figures 18 (all trajectories are stable), 19 (some trajectories are unstable) and 20 (majority of trajectories are unstable) show numerical solution of equations (49) and (50) on the plane of the average particle trajectories $y/\sigma_y = 2|A_y|\cos(\varphi_y)/\sqrt{\varepsilon_y}$ and $p_y/\sigma_{py} = 2|A_y|\sin(\varphi_y)/\sqrt{\varepsilon_y}$, with three different initial amplitudes and uniformly distributed φ_y between $(0; 2\pi)$. All trajectories are stable for $y_0(\varphi_y = 0) = 37\sigma_y$, and with larger initial amplitude number of unstable trajectories increases.

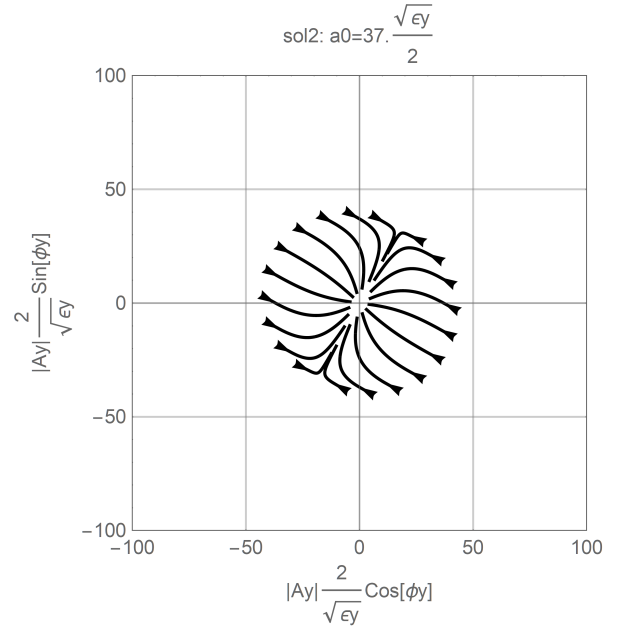


FIG. 18. Evolution of the average particle trajectories, solution of equations (49) and (50) with the same initial amplitude and different initial phases. Initial amplitude corresponds to $y_0(\varphi_y = 0) = 37\sigma_y$

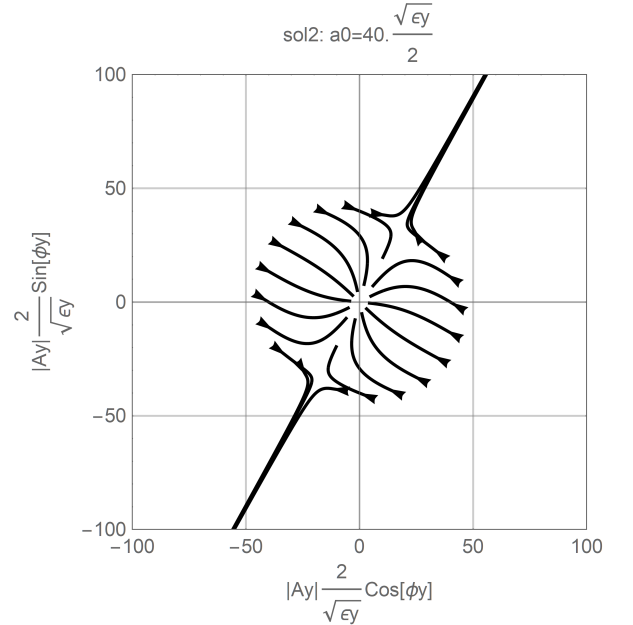


FIG. 19. Evolution of the average particle trajectories, solution of equations (49) and (50) with the same initial amplitude and different initial phases. Initial amplitude corresponds to $y_0(\varphi_y = 0) = 40\sigma_y$

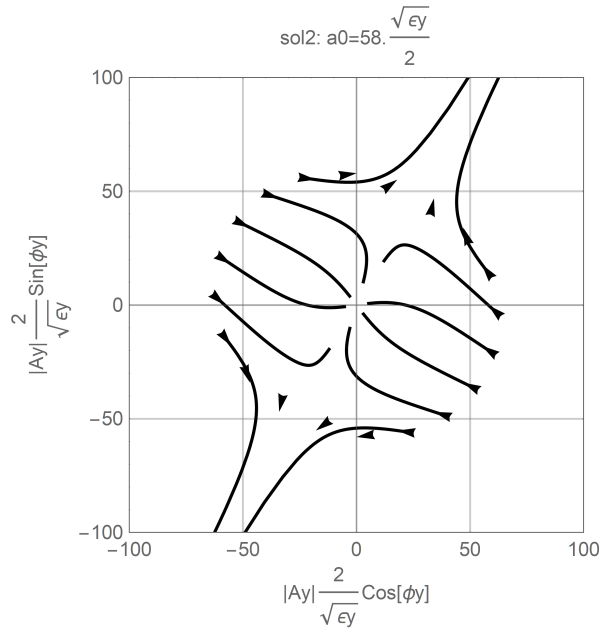


FIG. 20. Evolution of the average particle trajectories, solution of equations (49) and (50) with the same initial amplitude and different initial phases. Initial amplitude corresponds to $y_0(\varphi_y = 0) = 58\sigma_y$

-
- [1] FCC, <http://cern.ch/fcc>, Tech. Rep.
- [2] CEPC, <http://cepc.ihep.ac.cn>, Tech. Rep.
- [3] J. E. Augustin, N. Dikansky, Ya. Derbenev, J. Rees, B. Richter, A. Skrinsky, M. Tigner, and H. Wiedemann, *PROCEEDINGS OF THE WORKSHOP ON POSSIBILITIES AND LIMITATIONS OF ACCELERATORS AND DETECTORS, HELD AT FERMI NATIONAL ACCELERATOR LABORATORY, OCTOBER 15-21, 1978*, eConf **C781015**, 009 (1978).
- [4] V. I. Telnov, Phys. Rev. Lett. **110**, 114801 (2013), arXiv:1203.6563 [physics.acc-ph].
- [5] A. Bogomyagkov, E. Levichev, and D. Shatilov, Phys. Rev. ST Accel. Beams **17**, 041004 (2014), arXiv:1311.1580 [physics.acc-ph].
- [6] J. Jowett, *Proceedings: LEP Performance Workshop, 4th, Chamonix, France, Jan, 17-21, 1994*, Conf. Proc. **C9401174**, 47 (1994), [47(1994)].
- [7] F. Barbarin, F. C. Iselin, and J. M. Jowett, *4th European Particle Accelerator Conference (EPAC 94) London, England, June 27-July 1, 1994*, Conf. Proc. **C940627**, 193 (1994).
- [8] J. M. Jowett, in *Beam dynamics issues for e^+e^- factories. Proceedings, Advanced ICFA Workshop, ICFA'97, Frascati, Italy, October 20-25, 1997* (1998) pp. 15–38.
- [9] SAD, <http://acc-physics.kek.jp/SAD/index.html>, Tech. Rep.
- [10] K. Oide *et al.*, Phys. Rev. Accel. Beams **19**, 111005 (2016), [Addendum: Phys. Rev. Accel. Beams20,no.4,049901(2017)], 1610.07170 [physics.acc-ph].
- [11] MADX, <http://madx.web.cern.ch/madx>, Tech. Rep.
- [12] S. Glukhov *et al.*, in *Proceedings of ICAP2015, Shanghai, China, 2015* (2015) pp. 115–117.
- [13] E. Forest and J. Milutinovic, Nucl. Instrum. Meth. **A269**, 474 (1988).
- [14] R. H. Helm, M. J. Lee, P. L. Morton, and M. Sands, *Proceedings, 1973 Particle Accelerator Conference, Accelerator Engineering and Technology: San Francisco, California, March 5-7, 1973*, IEEE Trans. Nucl. Sci. **20**, 900 (1973).
- [15] E. D. Courant and H. S. Snyder, Annals Phys. **3**, 1 (1958), [Annals Phys.281,360(2000)].
- [16] J. M. Jowett, *Proceedings, 1985 SLAC Summer School on the Physics of High-energy Particle Accelerators and 1984 U.S. Summer School on High-Energy Particle Accelerators: Stanford, California, July 15-26, 1985*, AIP Conf. Proc. **153**, 864 (1987).
- [17] J. M. Jowett, in *CERN Accel.School 1985:0570* (1986).