

Vacuum radiation and frequency-mixing in linear light-matter systems

Niclas Westerberg,^{1,2,*} Angus Prain,^{2,1} Daniele Faccio,^{2,1} and Patrik Öhberg¹

¹*Institute of Photonics and Quantum Sciences,*

Heriot-Watt University, EH14 4AS Edinburgh, United Kingdom

²*School of Physics and Astronomy, University of Glasgow, Glasgow G12 8QQ, United Kingdom*

(Dated: June 16, 2022)

Recent progress in photonics has led to a renewed interest in time-varying media that change on timescales comparable to the optical wave oscillation time. However, these studies typically overlook the role of material dispersion that will necessarily imply a delayed temporal response or, stated alternatively, a memory effect. We investigate the influence of the medium memory on a specific effect, i.e. the excitation of quantum vacuum radiation due to the temporal modulation. We construct a framework which reduces the problem to single-particle quantum mechanics, which we then use to study the quantum vacuum radiation. We find that the memory changes the vacuum emission properties drastically: Frequencies mix, something typically associated with nonlinear processes, despite the system being completely linear. Indeed, this effect is related to the parametric resonances of the light-matter system, and to the parametric driving of the system by frequencies present locally in the drive but not in its spectrum.

I. INTRODUCTION

Light experiences dispersion as it passes through an optical medium, such as the glass in your window or the water in your glass, and different frequencies appear to be travelling at different rates. On a quantum level, the vacuum inside the glass is different from the vacuum outside it. In light of recent studies that return to the problem of time-dependent media [1–8], it is worth asking if dispersion plays an additional, non-trivial, role also in a medium whose properties changes with time.

Optical dispersion is of course well known, and is accurately described by the theory of macroscopic electrodynamics [9, 10], in which one ignores the microscopic make-up of the medium, replacing the chain of absorption and re-emission processes of the constituents (from which the dispersion originates) with a *phenomenological* frequency-dependent permittivity ε . This greatly simplifies the problem on a classical level, but introduces some difficulties when attempting to quantise the theory, as the Lagrangian and Hamiltonian of the theory becomes ill-defined. Consequently, many different approaches have been pursued (a good review of which can be found in Refs. [11, 12] and references therein). On a conceptual level these issues have now largely been resolved by introducing phenomenological microscopic degrees of freedom, often in the manner proposed by Hopfield [13], see for instance the work of Huttner and Barnett [14] or Philbin [15]. The presence of the medium directly affects the electromagnetic vacuum, leading to Casimir-Polder forces, as is discussed thoroughly in Ref. [16]. Calculations can however become complex within these frameworks, especially when introducing time-dependencies to the medium.

Time-dependent optical media have been the subject of a range of studies, such as acceleration radiation in a plasma [1], which is related to time-refraction in the case of dispersion-less media [2, 5], and more generically vacuum radiation in Refs. [6, 7], to name a few. It is becoming increasingly important with the advent of so-called epsilon-near-zero materials [17–19], studied in for instance Refs [20] and [21], where changes to the refractive index in time can be in the order of unity. Often the dispersive response of the medium is ignored, as it complicates calculations.

The origin of this complexity is the two distinct types of time dynamics at interplay: Optical parameters that change with time, as well as the time-delayed response of the medium. The time-delayed response is directly connected to dispersion, as the rate at which the medium constituents absorb and re-emit light depends on the frequency. Such frequency-dependence of the response implies, by necessity, that the Hamiltonian/Lagrangian is nonlocal in time. The medium is therefore characterised, in the time-domain, by a

* nkw2@hw.ac.uk

memory kernel connecting past events with the present [9, 10, 22]. In the context of macroscopic electromagnetism, a time-dependent medium is introduced by allowing a model parameter, such as the resonance frequency, to change with time. The resulting time-dependent permittivity is then described by a memory kernel which changes non-trivially with time.

This has close links to the study of the time-evolution of quantum fields on a time-dependent background, which is one of the most widely studied phenomena in quantum field theory. Classically, the time-dependent background changes the frequency of the field, leading to for instance to an analogue of the cosmological red-shift [7, 23, 24], and can induce either reflections if the change is abrupt [4, 25], or a variety of parametric resonances if periodic modulation is considered [26–35]. On a quantum level however, the time-dependent background excites quanta of the field from the vacuum state, i.e. vacuum radiation [23, 36–40]. We will focus our attention on the latter scenario. Hawking [41, 42] and Unruh [43, 44] radiation are examples of vacuum radiation, as well as the dynamical Casimir effect, i.e. the radiation excited from the vacuum in a system with temporally varying mode density (related to parametric amplification), first described by Moore [45] for a cavity but is discussed in more general terms in for instance Refs. [46, 47]. The realisations of these effects, such as the recent demonstration of Hawking radiation in a Bose-Einstein condensate [48], cosmological particle creation [49–55], as well as the dynamical Casimir effect in a superconducting circuit [56, 57], have been an intensely investigated topic. Further discussions can be found in Ref. [58] for analogue gravity and in Ref. [47] for the dynamical Casimir effect.

In this work we examine the role of dispersion, and specifically of memory effects, in the production of photons from the vacuum state due to the medium time-dependence. We employ a model for macroscopic electromagnetism where the microscopic degrees of freedom is treated phenomenologically, in the spirit of Hopfield [13], and similar to Refs. [14, 59–61]. This model allows to fully account for dispersion and memory effects, as a result of which we uncover a frequency mixing mechanism that modifies the spectrum of the emitted photon pairs. When modulating the medium at frequencies ν_1 and ν_2 these frequency-mixed photons appear when the sum of two light-matter quasiparticle frequencies match ν_1 , ν_2 or $|\nu_1 \pm \nu_2|$. This not only provides a physical manifestation of time-dependent media but also provides an additional route for the detection of photons in a background free environment (i.e. at frequencies that are displaced from those of any input fields). Whilst frequency mixing is usually connected to nonlinear processes, here the underlying assumption is that the medium response is at all times linear. Instead, the mixing phenomenon is related to a parametric response of a coupled system, and modulation at frequencies present in the local interference pattern but which are outside the support of the modulation spectrum. The latter is related to the ‘superoscillations’ studied in Ref. [62].

The manuscript is structured as follows: In Section II, we define a microscopic phenomenological action for the light-matter system, whose classical equation of motion results in a common type of dispersion relation. We then define polariton branches and quantise using a path integral formalism in Section III. Transition amplitudes for temporally modulated media are then discussed in Section IV, an in-depth example of which we treat in Section V. Discussion of the methods and concluding remarks are then presented in Sections VI and VII, respectively.

II. THE MODEL AND EFFECTIVE ACTION

We consider a quasi-microscopic action describing the electromagnetic vector potential \mathbf{A} coupled to a set of oscillators by the usual dipole term. As is commonly done, we will work with the vector potential \mathbf{A} in the Coulomb gauge, such that $\nabla \cdot \mathbf{A} = 0$, which here implies that $\mathbf{E} = -\partial_t \mathbf{A}$ (see Appendix A). Also, we will use units such that $c = \hbar = \epsilon_0 = 1$ for notational simplicity. The action is given by

$$\begin{aligned}
 S_\gamma &= \int_{t_i}^{t_f} dt \int d^3x \frac{1}{2} \left[\dot{\mathbf{A}}^2 - (\nabla \times \mathbf{A})^2 \right] \\
 S_R &= \sum_i \int_{t_i}^{t_f} dt \int d^3x \frac{\rho}{2} \left[\dot{\mathbf{R}}_i^2 - \Omega_i^2(\mathbf{x}, t) \mathbf{R}_i^2 \right] \\
 S_{\text{int}} &= \sum_i \int_{t_i}^{t_f} dt \int d^3x (-\rho q_i) \dot{\mathbf{A}} \cdot \mathbf{R}_i,
 \end{aligned} \tag{1}$$

where ρ is the density of oscillators. In this, we sum over a set of oscillators where the natural oscillation frequencies $\Omega_i^2(\mathbf{x}, t)$ are in general space- and time-dependent. This action is inspired by the Hopfield models employed in Refs. [13, 14, 59–61]. In the case of constant $\Omega_i(\mathbf{x}, t) \equiv \Omega_i$, we find that Eq. (1) leads to a dispersion relation for the electric field of the familiar Sellmeier form,

$$D(\mathbf{k}, \omega) \equiv -|\mathbf{k}|^2 + \omega^2 \left(1 - \sum_i \frac{g_i^2}{\omega^2 - \Omega_i^2} \right) = 0, \quad (2)$$

where $g_i^2 = \rho q_i^2$ are the effective plasma frequencies of the medium resonances. For future reference, this corresponds to a refractive index $n(\omega) = 1 - \sum_i g_i^2 / (\omega^2 - \Omega_i^2)$, as is widely adopted in the optics literature [22]. In other words, the above action is a suitable starting point for modelling any dielectric where absorption is negligible.

Similarly to Ref. [59], we want to compute an effective action for the photons, $S_{\text{eff}}[\mathbf{A}]$, by integrating out the oscillator degree of freedom. Schematically, we do this by computing

$$\exp i S_{\text{eff}}[\mathbf{A}] = \mathcal{N} \int \mathcal{D}\mathbf{R}_i e^{i(S_\gamma[\mathbf{A}] + S_R[\mathbf{R}_i] + S_{\text{int}}[\mathbf{A}, \mathbf{R}_i])},$$

with the boundary conditions $\mathbf{R}_i(\mathbf{x}, t_i) = \mathbf{R}_i(\mathbf{x}, t_f) = 0$, as we are not interested in the dynamics of \mathbf{R}_i . However, as the coupling in $S_{\text{int}}[\mathbf{A}, \mathbf{R}_i]$ is harmonic, it is easy to show that the quantum fluctuation of \mathbf{R}_i does not affect \mathbf{A} and is contained in the normalisation constant \mathcal{N} (here set to unity) [63]. Therefore, performing this path integral for \mathbf{R}_i with the above boundary conditions is equivalent to solving the classical equation of motions for \mathbf{R}_i driven by $q_i \dot{\mathbf{A}}$ [64]. This can be done by method of Green's functions, that is, by solving

$$[\partial_t^2 + \Omega_i^2(\mathbf{x}, t)] \Delta_i = -\delta(t - t'), \quad (3)$$

with boundary conditions $\Delta_i(\mathbf{x}, t_f, t') = \Delta_i(\mathbf{x}, t_i, t') = 0$. We can link this to usual optics parameters by noting that the medium response function, commonly denoted as $\chi(\mathbf{x}, t, t')$ [22], is given by $\chi(\mathbf{x}, t, t') = \sum_i \partial_t^2 \Delta_i(\mathbf{x}, t, t')$. In other words, substituting

$$\mathbf{R}_i(\mathbf{x}, t) \rightarrow \frac{q_i}{2} \int_{t_i}^t dt' \Delta_i(\mathbf{x}, t, t') \dot{\mathbf{A}}(\mathbf{x}, t')$$

into $S_{\text{int}}[\mathbf{A}, \mathbf{R}]$ yields the effective action for photons. In order to make this more tangible, let us also expand the vector potential in the polarisation vectors $\mathbf{A} = \sum_{\lambda=1,2} \mathbf{e}_\lambda A_\lambda$, where $\mathbf{e}_\lambda \cdot \mathbf{e}_{\lambda'} = \delta_{\lambda,\lambda'}$ defined with respect to some reference vector \mathbf{p} such that $\mathbf{e}_\lambda \cdot \mathbf{p} = 0$. We should note here that since \mathbf{A} is completely transverse, so are the oscillators \mathbf{R}_i , and thus satisfy the Coulomb ‘gauge’ condition $\nabla \cdot \mathbf{R}_i = 0$. Through this, we find the effective action

$$S_{\text{eff}}[\mathbf{A}] = \sum_\lambda \frac{1}{2} \left(\int_{t_i}^{t_f} dt \int d^3x \left[\dot{A}_\lambda^2 - (\nabla A_\lambda)^2 - \sum_i g_i^2 \int_{t_i}^{t_f} dt' \dot{A}_\lambda(\mathbf{x}, t) \Delta_i(\mathbf{x}, t, t') \dot{A}_\lambda(\mathbf{x}, t') \right] \right), \quad (4)$$

where Δ_i is the oscillator propagator given in Eq. (3).

Since the two polarisations de-couple, we will from here on drop the λ subscript for notational simplicity, and work only with the scalar quantity $A(\mathbf{x}, t)$. This is so far general, and we have specified neither the space nor the time-dependence of $\Omega_i^2(\mathbf{x}, t)$. In the next section, we will consider the case of a static but inhomogeneous set of oscillators, such that $\Omega_i^2(\mathbf{x}, t) \equiv \Omega_i^2(\mathbf{x})$. The spatial dependence will be taken into account by expanding in an appropriate set of normal modes $u_{\mathbf{k}}(\mathbf{x})$, the exact form of which depends on the physical situation. However, the following discussion holds true also in the case of a spatially homogeneous medium, where the normal modes are plane waves of momentum \mathbf{k} . See Appendix B for a more thorough discussion and some examples.

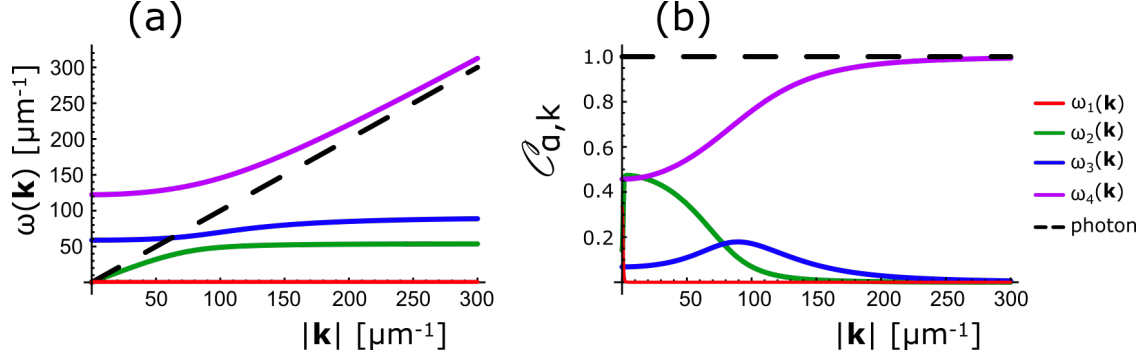


FIG. 1: **(a)** Polariton branches of fused silica (solid) in units of $c = 1$, as well as free photon dispersion (dashed). Note that the optical regime lies between $3 - 20\mu\text{m}^{-1}$, whereas the majority of the structure in the spectrum is at higher energy. **(b)** Overlap coefficient $C_{\alpha,k}$ for the different branches. Note that the value varies between zero and unity depending on whether a specific branch α can be characterised as ‘photon-like’ or not.

III. QUANTISATION

It is often noted that constructing a quantum field theory reduces to quantising an infinite set of harmonic oscillators [63, 65, 66], one for each (commonly continuous) position/momentum. For the most part, this is merely used anecdotally in order to aid understanding. By expanding a field in terms of suitable normal modes however, one can take this seriously and proceed to quantise each normal mode. This is usually done within the canonical quantisation scheme, but we will here use a path integral language. Whilst this quantisation technique is known for plane waves in vacuum [63, 67], it is not commonly employed for computations, nor has it been generalised for dispersion. As we shall show here however, we find this technique particularly suitable for tackling the type of problems addressed by macroscopic quantum electrodynamics.

Let us start by re-writing the effective action of Eq. (4) in the frequency domain, yielding

$$S_{\text{eff}} = \frac{1}{2} \int \frac{d\omega}{2\pi} \int d^3x A^*(\omega, \mathbf{x}) \left[\nabla^2 + \omega^2 \left(1 - \sum_i \frac{g_i^2}{\omega^2 - \Omega_i^2(\mathbf{x})} \right) \right] A(\omega, \mathbf{x}),$$

where $A^*(\omega, \mathbf{x}) = A(-\omega, \mathbf{x})$ as $A(t, \mathbf{x})$ is a real quantity. Here we integrated by parts on the ∇ -term and used that $\Delta_i(\mathbf{x}, t, t')$ is diagonal in the frequency domain when Ω_i is time-independent. We now expand this in terms of normal modes, defined such that $\int d^3x u_{\mathbf{k}}^*(\mathbf{x}) u_{\mathbf{l}}(\mathbf{x}) = \delta_{\mathbf{k}\mathbf{l}}$, finding

$$S_{\text{eff}} = \frac{1}{2} \sum_{\mathbf{k}} \int \frac{d\omega}{2\pi} A_{\mathbf{k}}^*(\omega) D(\mathbf{k}, \omega) A_{\mathbf{k}}(\omega), \quad (5)$$

where $A_{\mathbf{k}}^*(\omega) = A_{-\mathbf{k}}(-\omega)$ and $D(\mathbf{k}, \omega)$ depends on the particular normal modes used (see Appendix B). As an example, for plane waves this reduces to Eq. (2), that is,

$$D(\mathbf{k}, \omega) \equiv -|\mathbf{k}|^2 + \omega^2 \left(1 - \sum_i \frac{g_i^2}{\omega^2 - \Omega_i^2} \right).$$

The solution of the classical equations of motion for each normal mode takes the form of $A_{\mathbf{k}} \propto \exp(\pm i\omega_{\alpha} t)$, where $\omega_{\alpha}(\mathbf{k})$ is given by the poles of $1/D(\mathbf{k}, \omega)$. This defines the quasiparticles of the system. In other words, by solving $D(\mathbf{k}, \omega) = 0$ for ω as a function of normal mode label \mathbf{k} , we find N quasiparticle branches. These are usually referred to as *polaritons*. The exact number of polariton branches depends on the explicit form of $D(\mathbf{k}, \omega)$. We will label these branches by the subscript α , and an example can be seen in Fig. 1(a). Inspired by Ref. [59], we can do the following field transformation

$$\begin{aligned} A_{\mathbf{k}}(\omega) &= \sqrt{\frac{\omega^2 - \omega_{\alpha}^2(\mathbf{k})}{D(\mathbf{k}, \omega)}} A_{\mathbf{k}\alpha}(\omega) \\ &= \mathcal{P}_{\mathbf{k}\alpha}(\omega) A_{\mathbf{k}\alpha}(\omega) \end{aligned} \quad (6)$$

in order to define a polariton action. Note, this transformation is always well-defined as the $1/D(\mathbf{k}, \omega)$ diverges at the same points and at the same rate as $\omega^2 - \omega_\alpha^2(\mathbf{k})$ goes to zero. The action of Eq. (5) is nonlocal in time (i.e. dispersive) in field-coordinates $A_{\mathbf{k}}(\omega)$: By this field-transformation, we trade nonlocality in time for nonlocality in space. Written in field-coordinates A_α , and after transforming back into temporal space, the action is that of a set of complex harmonic oscillator

$$S_{\text{eff}} = \sum_{\mathbf{k}, \alpha} \int_{t_i}^{t_f} dt \frac{1}{2} \left(|\dot{A}_{\mathbf{k}\alpha}(t)|^2 - \omega_\alpha^2 |A_{\mathbf{k}\alpha}(t)|^2 \right). \quad (7)$$

This is the action with which we will work. From now on, we will be working with the dynamics of single normal modes \mathbf{k} , so we will drop the sum over \mathbf{k} and corresponding identifier in order to simplify notation. Also, we will drop the index α on all but the mode frequency ω_α for the same reason.

Although this is a field theory, in terms of normal modes, all the usual techniques from single-particle quantum mechanics apply. This can be quantised in the manner most familiar to the reader. In this work, we choose a path integral method, but using a Schrödinger equation or canonical quantisation scheme is of course equally valid. For a brief look into the Schrödinger equation, see Appendix C.

As is usual in path integral quantisation, we want to add the driving terms JA^* and J^*A to the action for future use. These driving terms physically originate from free currents in the system, i.e. the movements of free charges. We will however not consider physical driving here, but use the driving terms for computational purposes. After simplifying the notation and adding the driving, the action takes the form

$$S_{\text{eff}}[J, J^*] = \int_{t_i}^{t_f} dt \frac{1}{2} \left(|\dot{A}|^2 - \omega_\alpha^2 |A|^2 + J^*A + JA^* \right). \quad (8)$$

Let us now proceed by calculating the polariton transition amplitude

$$\langle A_f, t_f | A_i, t_i \rangle_J = \int \mathcal{D}A \mathcal{D}A^* \exp(iS_{\text{eff}}[J, J^*]),$$

where we have the boundary condition $A(t_i) = A_i$ and $A(t_f) = A_f$. Here we calculate the probability amplitude for a polariton in branch α , normal mode \mathbf{k} and polarisation λ , starting with field amplitude A_i at time t_i and transitioning to field amplitude A_f at time t_f [68].

First we note that the quantum fluctuations decouple from the classical dynamics, as the action in Eq. (8) is quadratic in the fields. As a consequence, the transition amplitude factorises as $\mathcal{F}(T) \exp[iS_{\text{cl}}]$, where S_{cl} is the classical action and the pre-factor $\mathcal{F}(T)$ is determined by the quantum fluctuations. Explicitly, this pre-factor is given by

$$\mathcal{F}(T) = \int_{\eta(t_i)=0}^{\eta(t_f)=0} \mathcal{D}\eta \mathcal{D}\eta^* e^{\frac{i}{2} \int_{t_i}^{t_f} dt (|\dot{\eta}|^2 - \omega_\alpha^2 |\eta|^2)}.$$

We calculate the classical action using the equation of motion along with the boundary conditions at t_i and t_f . Finally, we find the transition amplitude

$$\langle A_f, t_f | A_i, t_i \rangle_J = \left(\frac{\omega_\alpha}{4\pi i \sin \omega_\alpha T} \right) e^{iS_{\text{cl}}[J, J^*]}, \quad (9)$$

where $T = t_f - t_i$ and the classical action $S_{\text{cl}}[J, J^*]$ is that of a complex driven simple harmonic oscillator. See Appendix D for a detailed calculation. As usual, this expression contains all information required for computations.

A. Connecting polaritons and photons

We should note that in order to go from polariton observables to photon observables, the field transformation in Eq. (6) needs to be undone. However, this type of transformation simply induces the constant

$$C_{\mathbf{k}\alpha} = \lim_{\omega \rightarrow \omega_\alpha} \left[\frac{\omega^2 - \omega_\alpha^2}{D(\mathbf{k}, \omega)} \right] = \frac{\prod_i (\omega_\alpha^2 - \Omega_i^2)}{\prod_{\gamma \neq \alpha} (\omega_\alpha^2 - \omega_\gamma^2)}.$$

Here we have used the fact that the polaritons live on-shell (i.e. $\omega = \omega_\alpha$), and that $D(\mathbf{k}, \omega) \prod_i (\omega^2 - \Omega_i^2) = \prod_\gamma (\omega^2 - \omega_\gamma^2)$. In general, integral expressions will come with factors of $C_{\mathbf{k}\alpha}$ when transforming from polariton to photon degrees of freedom, although in the actual path integral it can be absorbed into the normalisation. It can easily be shown that $0 \leq C_{\mathbf{k}\alpha} \leq 1$, and corresponds physically to a factor describing the degree to which the polariton is ‘photon-like’. In other words, in spectral regions where $\omega_\alpha \simeq k$, this factor is close to unity, and *vice versa*. In Fig. 1(b), an example of this can be seen.

IV. TRANSITION AMPLITUDES

A time-dependent medium can generally change the number of polaritons in the system: Quanta can be excited from the vacuum [23], whose accompanied spectrum is of interest, and like-wise polaritons can be absorbed into the vacuum. The former is the vacuum radiation. Each process has a transition amplitude $G_{mn \leftarrow pq}^{\mathbf{k}\alpha}(t_f, t_i)$, denoting a transition from a (pq) -state with $p + q$ polaritons at time t_i into a (mn) -state with $m + n$ polaritons at time t_f , whose absolute square gives the associated probability. Here we will first consider this general situation. We will once again drop the \mathbf{k} identifier to simplify notation, unless otherwise stated. Throughout this, we will use a quantisation box of volume \mathcal{V} , as is standard (see Ref. [65]), and the normal modes used take the form

$$u_{\mathbf{k}}(\mathbf{x}) = e^{i\mathbf{k}\cdot\mathbf{x}}/\sqrt{\mathcal{V}}.$$

Also, we should note that these transition amplitudes are the polariton Fock space propagators. However, we will first take a detour into a system where driving is present, as this links directly to a time-dependent medium in a perturbative setting.

A. Generating functionals

Let us first consider a driven medium, whose amplitudes will act later as generating functionals when considering time-dependent media perturbatively. We will first calculate vacuum persistence amplitude $G_{00 \leftarrow 00}^J(t_f, t_i)$, denoted $G_{00}^J(t_f, t_i)$ for notational simplicity. This is given by the Gaussian integral

$$G_{00}^J(t_f, t_i) = \int d^2 A_f d^2 A_i \Psi_{00}^*(A_f) \langle A_f, t_f | A_i, t_i \rangle_J \Psi_{00}(A_i),$$

where $d^2 A = dA dA^*$ and $\Psi_{00}(A)$ is the time-independent version of the groundstate wavefunction seen in Appendix E. Note that in this A is a complex variable, and not a function. Computing this yields

$$G_{00}^J(t_f, t_i) = \exp \left[-\frac{1}{4\omega_\alpha} \int dt \int dt' J(t) \cos \omega_\alpha(t - t') J^*(t') \right] e^{-i\omega_\alpha T}.$$

As can be expected, this is simply the generalisation of the vacuum persistence amplitude in Ref. [63] to the case of a complex harmonic oscillator.

However, this calculation becomes increasingly complex for higher energy states, and we will therefore use a trick similar to what is done in Appendix E in order to derive the Fock wavefunctionals Ψ_{mn} . That is, we use the wavefunctionals

$$\phi_a(A) = \sqrt{\frac{\omega_\alpha}{2\pi}} e^{-\omega_\alpha |A-a|^2/2},$$

and calculate the transition amplitude

$$F(b, a)_J = \int d^2 A_f d^2 A_i \phi_b^*(A_f) \langle A_f, t_f | A_i, t_i \rangle_J \phi_a(A_i). \quad (10)$$

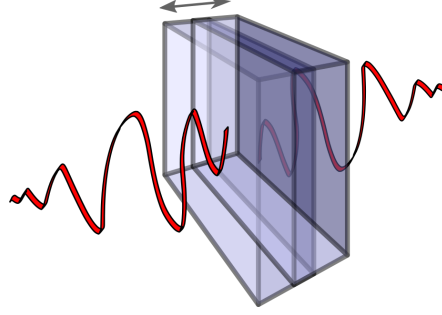


FIG. 2: Schematic of a time-dependent medium, and back-to-back polaritons generated thereof. The size of the medium represents the instantaneous permittivity.

This amplitude can be seen as a generating functional of sort. If we expand ϕ_a and ϕ_b in terms of the Fock wavefunctionals Ψ_{mn} , we find that

$$\begin{aligned} F(b, a)_J &= \sum_{mnpq} \psi_{mn}^*(b) \psi_{pq}(a) \int d^2 A_f d^2 A_i \Psi_{mn}^*(A_f) \langle A_f, t_f | A_i, t_i \rangle_J \Psi_{pq}(A_i) \\ &= \sum_{mnpq} \psi_{mn}^*(b) \psi_{pq}(a) G_{mn \leftarrow pq}^J(t_f, t_i). \end{aligned}$$

In this way, we find the transition amplitudes

$$G_{mn \leftarrow pq}^J(t_f, t_i) = G_{00}^\alpha \frac{(-1)^{m+q} e^{-iE_{mn}T}}{\sqrt{m!n!p!q!}} H_{nq}(i\beta_+, -i\beta_-^*) H_{pm}(i\beta_-, -i\beta_+^*)$$

where $E_{mn} = (m+n)\omega_\alpha$, H_{mn} are the complex Hermite polynomials given in Eq. (E1) (also Refs. [69–71]), and

$$\beta_\pm^{(*)} = \frac{1}{\sqrt{4\omega_\alpha}} \int_{t_i}^{t_f} dt e^{\pm i\omega_\alpha(t-t_i)} J^{(*)}(t).$$

The explicit form of $F(b, a)_J$ can be found in Appendix F. This captures all processes possible.

We can be a bit more explicit and ask ourselves what is the amplitude of exciting two polaritons back-to-back from the vacuum into mode \mathbf{k} in branch α :

$$G_{11 \leftarrow 00}^J = \left(\frac{1}{4\omega_\alpha} \right) \int dt \int dt' J(t) e^{i\omega_\alpha t} e^{i\omega_\alpha t'} J^*(t') \exp \left[-\frac{1}{4\omega_\alpha} \int dt \int dt' J(t) \cos \omega_\alpha(t-t') J^*(t') \right], \quad (11)$$

where we have ignored global phases.

B. Time-dependent medium

Let us now turn our attention to time-dependent media. In particular, let us consider a homogeneous medium with a weak space- and time-dependence, i.e. $\Omega_i^2(\mathbf{x}, t) \equiv \Omega_i^2 [1 + f_i(\mathbf{x}, t)]$ where $|f| \ll 1$. We can then perturbatively construct the oscillator propagators (Eq. (3)) in orders of $|f|$: $\Delta_i(\mathbf{x}, t, t') = \Delta_i^0(\mathbf{x}, t, t') + \Delta_i^1(\mathbf{x}, t, t') + \Delta_i^2(\mathbf{x}, t, t') + \mathcal{O}(|f|^3)$. In the frequency domain, this leads to

$$\begin{aligned} \Delta_i^0(\mathbf{x}, \omega, \omega') &= \frac{2\pi\delta(\omega + \omega')}{\omega^2 - \Omega_i^2} \\ \Delta_i^1(\mathbf{x}, \omega, \omega') &= \Omega_i^2 \frac{\tilde{f}_i(\mathbf{x}, \omega + \omega')}{(\omega^2 - \Omega_i^2)(\omega'^2 - \Omega_i^2)} \\ \Delta_i^2(\mathbf{x}, \omega, \omega') &= \Omega_i^4 \int \frac{d\omega''}{2\pi} \frac{\tilde{f}_i(\mathbf{x}, \omega'')}{[(\omega - \omega'')^2 - \Omega_i^2]} \frac{\tilde{f}_i(\mathbf{x}, \omega + \omega' - \omega'')}{[\omega^2 - \Omega_i^2][\omega'^2 - \Omega_i^2]}. \end{aligned}$$

The 0th-order is simply the usual propagator, leading to the dispersion relation in Eq. (2). We also note that to first order, the resulting shift in refractive index from a shift in oscillator frequency is

$$\delta n(\omega) = \sum_i \delta n_i(\omega) = \sum_i \frac{g_i^2 \Omega_i^2}{(\omega^2 - \Omega_i^2)^2} \epsilon_i, \quad (12)$$

where ϵ_i is the characteristic amplitude of f_i . As we will see below, we can perform the same field transformation as before (Eq. (6)) and we arrive at the polariton action in Eq. (7). The higher order propagators translate into (perturbative) potentials for the polaritons. These will be *two-time* potentials however, as these terms have $\omega' \neq -\omega$. For clarity, let us proceed step-by-step.

Before transforming to the polariton fields we have the effective action

$$S_{\text{eff}} = \frac{1}{2} \sum_{\mathbf{k}} \int \frac{d\omega}{2\pi} A_{\mathbf{k}}(\omega) D(\mathbf{k}, \omega) A_{\mathbf{k}}^*(\omega) - \frac{1}{2} \sum_{\mathbf{k}, \mathbf{k}'} \int \frac{d\omega}{2\pi} \frac{d\omega'}{2\pi} A_{\mathbf{k}}(\omega) \sigma_{\mathbf{k}'-\mathbf{k}}(-\omega, \omega') A_{\mathbf{k}'}^*(\omega'),$$

where we have let $\omega' \rightarrow -\omega'$ in the second integral, and we have defined the auxiliary propagator

$$\sigma_{\mathbf{k}}(\omega, \omega') = \frac{1}{\mathcal{V}} \sum_i g_i^2 \omega \omega' [\Delta_i^1(\mathbf{k}, \omega, \omega') + \Delta_i^2(\mathbf{k}, \omega, \omega')]. \quad (13)$$

Applying the polariton transformation in Eq. (6) to the above action, and simplifying the notation, yields

$$S_{\text{eff}} = \int_{t_i}^{t_f} dt \frac{1}{2} (|\dot{A}_{\mathbf{k}\alpha}(t)|^2 - \omega_\alpha^2 |A_{\mathbf{k}\alpha}(t)|^2) - \frac{1}{2} \sum_{\mathbf{k}'\alpha'} \int_{t_i}^{t_f} dt \int_{t_i}^{t_f} dt' A_{\mathbf{k}\alpha}(t) \sigma_{\mathbf{k}\mathbf{k}'}^{\alpha\alpha'}(t, t') A_{\mathbf{k}'\alpha'}^*(t'), \quad (14)$$

where we sum over momenta \mathbf{k}' and polariton branches α' . Also, we have now defined the polariton projected auxiliary propagator $\sigma_{\mathbf{k}\mathbf{k}'}^{\alpha\alpha'}(t, t')$ as

$$\sigma_{\mathbf{k}\mathbf{k}'}^{\alpha\alpha'}(t, t') = \int \frac{d\omega}{2\pi} \frac{d\omega'}{2\pi} e^{-i\omega t} e^{-i\omega' t'} \mathcal{P}_{\mathbf{k}\alpha}(\omega) \sigma_{\mathbf{k}'-\mathbf{k}}(\omega, \omega') \mathcal{P}_{\mathbf{k}'\alpha'}(\omega'), \quad (15)$$

with $\mathcal{P}_{\mathbf{k}\alpha}(\omega)$ being the polariton projection operator defined in Eq. (6). This takes the form of a complex harmonic oscillator, along with an additional *two-time* harmonic potential

$$V(A(t), A^*(t')) = \sum_{\mathbf{k}'\alpha'} A_{\mathbf{k}\alpha}(t) \sigma_{\mathbf{k}\mathbf{k}'}^{\alpha\alpha'}(t, t') A_{\mathbf{k}'\alpha'}^*(t'), \quad (16)$$

which connects the normal mode at \mathbf{k} with the one at \mathbf{k}' . This latter term we will treat perturbatively, which is done by computing

$$G_{mn\leftarrow pq}^V(t_f, t_i) = \exp \left(-\frac{i}{2} \sum_{\mathbf{k}'\alpha'} \int_{t_i}^{t_f} dt \int_{t_i}^{t_f} dt' \sigma_{\mathbf{k}\mathbf{k}'}^{\alpha\alpha'}(t, t') \frac{\delta}{i\delta J_{\mathbf{k}\alpha}^*(t)} \frac{\delta}{i\delta J_{\mathbf{k}'\alpha'}(t')} \right) G_{mn\leftarrow pq}^J(t_f, t_i) \Big|_{J=0}. \quad (17)$$

There are two separate sectors here: Either polaritons are excited from the vacuum into the same polariton branch, or two separate ones. We will treat these two sectors separately for clarity, and will be referred to as intrabranch and interbranch vacuum radiation respectively. In both cases, we are interested in the probability amplitude of exciting a polariton pair back-to-back, as illustrated in Fig. 2.

1. Intra-branch vacuum radiation

Let us first consider the case when $\alpha' = \alpha$ in the perturbative potential of Eq. (16). We can then compute the necessary functional derivatives to Eq. (11). This yields

$$G_{11\leftarrow 00}^{\text{intra}} = \frac{i}{8\omega_\alpha} \sigma_{\mathbf{k}\mathbf{k}}^{\alpha\alpha}(\omega_\alpha, \omega_\alpha) - \frac{1}{64\omega_\alpha^2} \left[\sigma_{\mathbf{k}\mathbf{k}}^{\alpha\alpha}(\omega_\alpha, \omega_\alpha) \sigma_{\mathbf{k}\mathbf{k}}^{\alpha\alpha}(\omega_\alpha, -\omega_\alpha) + \sigma_{\mathbf{k}\mathbf{k}}^{\alpha\alpha}(\omega_\alpha, \omega_\alpha) \sigma_{\mathbf{k}\mathbf{k}}^{\alpha\alpha}(-\omega_\alpha, \omega_\alpha) \right] + \mathcal{O}(\sigma^3), \quad (18)$$

where we have expanded to second order for consistency, and considered scattering states where $t_i = -\infty$ and $t_f = \infty$. We have also ignored the overall phases. Substituting the auxiliary propagator $\sigma_{\mathbf{k}\mathbf{k}}^{\alpha\alpha}$ in terms of oscillator propagators, Eqns. (15) and (13), yields the final result:

$$G_{11\leftarrow 00}^{\text{intra}} = i\mathcal{C}_{\mathbf{k}\alpha} \mathcal{V}^{-1} \sum_i \frac{g_i^2 \Omega_i^2}{8(\omega_\alpha^2 - \Omega_i^2)^2} \left[\omega_\alpha \tilde{f}_i(\mathbf{0}, 2\omega_\alpha) + \int \frac{d\omega'}{2\pi} \frac{d^3k'}{(2\pi)^3} \frac{\omega_\alpha \Omega_i^2}{(\omega_\alpha - \omega')^2 - \Omega_i^2} \tilde{f}_i(\mathbf{k}', \omega') \tilde{f}_i(-\mathbf{k}', 2\omega_\alpha - \omega') \right] \\ + \mathcal{C}_{\mathbf{k}\alpha}^2 \mathcal{V}^{-2} \sum_{ij} \frac{g_i^2 g_j^2 \Omega_i^2 \Omega_j^2}{64(\omega_\alpha^2 - \Omega_i^2)^2 (\omega_\alpha^2 - \Omega_j^2)^2} \left[\omega_\alpha^2 \tilde{f}_i(\mathbf{0}, 2\omega_\alpha) \tilde{f}_j(\mathbf{0}, 0) \right] + \mathcal{O}(f^3), \quad (19)$$

where \mathcal{V} is the volume of the medium. It is worth noting that in this process, where we consider two polaritons are emitted back-to-back, the medium modulation f_i doesn't contribute with any additional momentum. Thus it is the homogeneous part of the modulation that is sampled. This is expected, as a pair of back-to-back polaritons automatically conserve momentum. Secondly, we are mostly interested in a periodically modulated medium, i.e. the dynamical Casimir effect, and therefore the zero frequency response is very small. Hence we can safely ignore the second line, which is proportional to $\tilde{f}_i(\mathbf{0}, 0)$. As for the vacuum radiation spectrum, we have two separate mechanisms here. One is a direct emission that depends only on the spectrum of the modulation \tilde{f} , this is the first term, whereas the second term explicitly depends on past events due to the integral over auxiliary frequency ω' . This latter term allows for vacuum radiation resonances outside the spectrum of the modulation.

2. Interbranch vacuum radiation

For interbranch vacuum radiation we will first consider a slightly different driven amplitude, since in this case the two polaritons are distinguishable (at separate frequencies). Instead of Eq. (11), we must take the product of exciting one polariton into each of the branches. Thus we have

$$G_{11\leftarrow 00}^J = G_{10\leftarrow 00}^{J,\alpha} G_{01\leftarrow 00}^{J,\alpha'} \quad (20)$$

$$= \left(\frac{1}{4\sqrt{\omega_\alpha \omega_{\alpha'}}} \right) \int dt J_\alpha^*(t) e^{i\omega_\alpha t} \int dt' J(t') e^{i\omega_{\alpha'} t'} \\ \times \exp \left[-\frac{1}{4\omega_\alpha} \int dt \int dt' J_\alpha(t) \cos \omega_\alpha(t-t') J_\alpha^*(t') \right] \\ \times \exp \left[-\frac{1}{4\omega_{\alpha'}} \int dt \int dt' J_{\alpha'}(t) \cos \omega_{\alpha'}(t-t') J_{\alpha'}^*(t') \right], \quad (21)$$

where we have added α or α' identifiers for clarity, and made sure that the process conserves momentum by involving a \mathbf{k} and a $-\mathbf{k}$ polariton respectively. We can now substitute Eq. (20) into the perturbative procedure in Eq. (17), yielding

$$G_{11\leftarrow 00}^{\text{inter}} = \frac{i}{8\sqrt{\omega_\alpha \omega_{\alpha'}}} \sigma_{\mathbf{k}\mathbf{k}}^{\alpha\alpha'}(\omega_\alpha, \omega_{\alpha'}) - \frac{1}{128\sqrt{\omega_\alpha^3 \omega_{\alpha'}}} \sigma_{\mathbf{k}\mathbf{k}}^{\alpha\alpha'}(-\omega_\alpha, \omega_{\alpha'}) \sigma_{\mathbf{k}\mathbf{k}}^{\alpha\alpha}(\omega_\alpha, \omega_\alpha), \quad (22)$$

where we have already neglected terms that would involve a factor of $\tilde{f}_i(\mathbf{0}, 0)$, for the same reason as for the intrabranched polaritons. Finally, we find the probability amplitude

$$\begin{aligned}
G_{11\leftarrow 00}^{\text{inter}} &= i\sqrt{C_{\mathbf{k}\alpha}C_{\mathbf{k}\alpha'}}\mathcal{V}^{-1}\sum_i\frac{g_i^2\Omega_i^2}{8(\omega_\alpha^2-\Omega_i^2)(\omega_{\alpha'}^2-\Omega_i^2)}\left[\sqrt{\omega_\alpha\omega_{\alpha'}}\tilde{f}_i(\mathbf{0},\omega_\alpha+\omega_{\alpha'})\right. \\
&\quad \left.+\int\frac{d\omega'}{2\pi}\frac{d^3k'}{(2\pi)^3}\frac{\sqrt{\omega_\alpha\omega_{\alpha'}}\Omega_i^2}{(\omega_\alpha-\omega')^2-\Omega_i^2}\tilde{f}_i(\mathbf{k}',\omega')\tilde{f}_i(-\mathbf{k}',\omega_\alpha+\omega_{\alpha'}-\omega')\right] \\
&\quad +C_{\mathbf{k}\alpha}C_{\mathbf{k}\alpha'}\mathcal{V}^{-2}\sum_{ij}\frac{g_i^2g_j^2\Omega_i^2\Omega_j^2\sqrt{\omega_\alpha^3\omega_{\alpha'}}}{128(\omega_\alpha^2-\Omega_i^2)(\omega_{\alpha'}^2-\Omega_i^2)(\omega_{\alpha'}^2-\Omega_j^2)}\left[\tilde{f}_i(\mathbf{0},\omega_{\alpha'}-\omega_\alpha)\tilde{f}_j(\mathbf{0},2\omega_\alpha)\right] \\
&\quad +\mathcal{O}(f^3). \tag{23}
\end{aligned}$$

We will return to this amplitude shortly, but it is once again worth noting that these interbranch processes open up the possibility for a variety of frequency mixing processes, as generally ω_α and $\omega_{\alpha'}$ are at different frequencies. The spectrum of vacuum radiation depends directly on the spectrum of the modulation f_i , but due to the integral over ω' in the second line, also frequencies outside is possible.

3. Correlators

As a quick aside, it is worth mentioning that correlators can be calculated with relative ease. This is done by applying the appropriate number of additional functional derivatives with respect to J to the transition amplitude, before setting $J = 0$. For instance, we can calculate the field-field correlator related to transitioning from vacuum to two back-to-back polaritons by

$$\langle 1_{\mathbf{k}}, 1_{\mathbf{k}'}^* | A_{\mathbf{k}\alpha}(t) A_{\mathbf{k}\alpha'}^*(\tau) | \Psi \rangle = \frac{\delta}{i\delta J_{\mathbf{k}\alpha}^*} \frac{\delta}{i\delta J_{\mathbf{k}\alpha'}} \left(e^{-iS_1\left[\frac{\delta}{i\delta J_{\mathbf{k}\alpha}^*}, \frac{\delta}{i\delta J_{\mathbf{k}\alpha'}}\right]} G_{mn\leftarrow pq}^J(t_f, t_i) \right)_{J=0},$$

where $|\Psi\rangle$ is the ground state $|0\rangle$ propagated with the time-modulated kernel, and S_1 is the action seen in the exponential when calculating the perturbative transition amplitudes in Eq. (17). We should note that it would here make sense not to consider a transition from the vacuum at $t_i = -\infty$ to an excited state $t_f = \infty$, but rather from $t_i = -T/2$ to $t_f = T/2$, and track the evolution of correlations as $T = t - \tau$ increases. However for the sake of brevity, we will not further discuss correlators in this work.

V. FREQUENCY MIXING OF VACUUM RADIATION

In this section, we will explore further the dispersion-induced mixing processes mentioned briefly in the end of the last section. Specifically, let us consider a two-frequency time-dependence

$$f_i(\mathbf{x}, t) = \epsilon_i (\cos \nu_1 t + \cos \nu_2 t) e^{-t^2/2\tau^2}$$

with the Fourier transform

$$\tilde{f}_i(\mathbf{k}, \omega) = \epsilon_i \tau \mathcal{V} \sqrt{\frac{\pi}{2}} \left[e^{-\frac{1}{2}\tau^2(\omega-\nu_1)^2} + e^{-\frac{1}{2}\tau^2(\omega+\nu_1)^2} + e^{-\frac{1}{2}\tau^2(\omega-\nu_2)^2} + e^{-\frac{1}{2}\tau^2(\omega+\nu_2)^2} \right].$$

In both the intrabranched [Eq. (19)] and interbranch [Eq. (23)] sectors, there is an integral over an auxiliary frequency ω' . We can evaluate this mixing integral in the large τ -limit (i.e. modulating for many periods), yielding

$$\begin{aligned}
I_{\text{mixing}}^{\alpha\alpha'} &= \int \frac{d\omega'}{2\pi} \frac{d^3k'}{(2\pi)^3} \frac{\Omega_i^2}{(\omega_\alpha - \omega')^2 - \Omega_i^2} \sqrt{\omega_\alpha\omega_{\alpha'}} \tilde{f}_i(\mathbf{k}', \omega') \tilde{f}_i(-\mathbf{k}', \omega_\alpha + \omega_{\alpha'} - \omega') \\
&\simeq \frac{\pi}{2} \epsilon_i^2 \mathcal{V} (\sqrt{\omega_\alpha\omega_{\alpha'}}\tau) \sum_{ab} \frac{\Omega_i^2}{(\omega_\alpha - \nu_a)^2 - \Omega_i^2} e^{-\frac{1}{2}\tau^2(\omega_\alpha + \omega_{\alpha'} - \nu_a - \nu_b)^2},
\end{aligned}$$

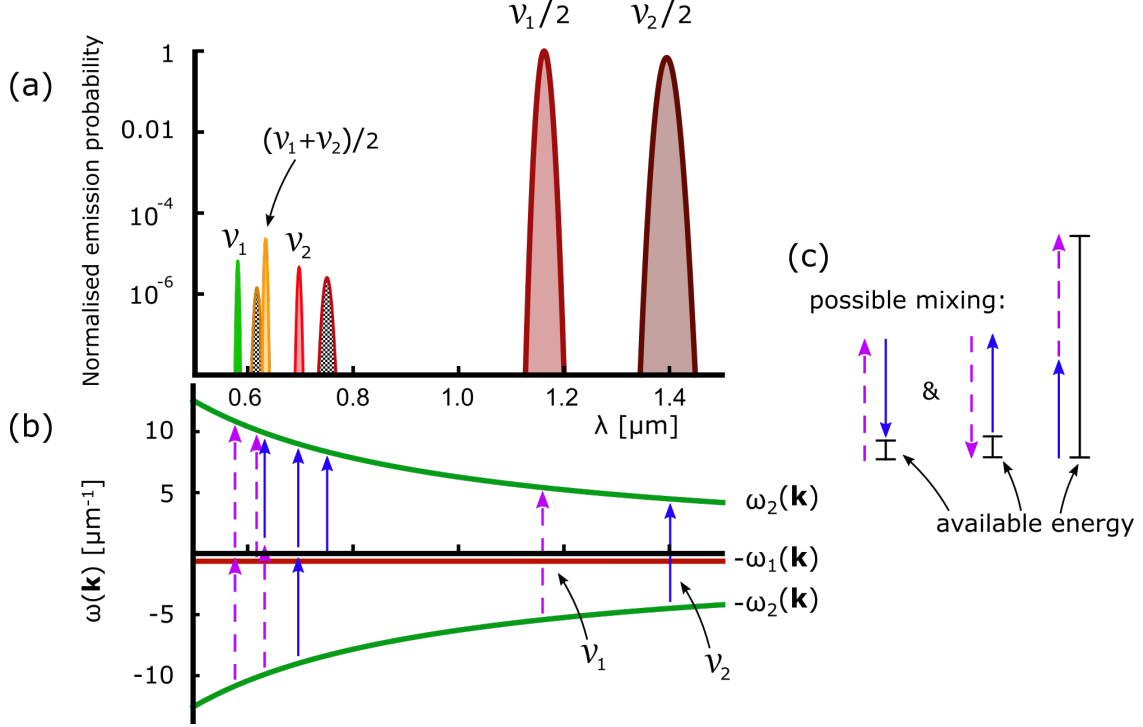


FIG. 3: (a) Excitation probability of two back-to-back polaritons in time-modulated fused silica, normalised to the maximum probability 4.4×10^{-6} , as a function of *vacuum* wavelength. Solid shading represents the intrabranched processes, whereas chequered shading denotes the interbranch transitions. Here we chose $\delta n \simeq 10^{-4}$ by modulating the Ω_2 -resonance (near-visible-ultraviolet) at frequencies $\nu_1 = \Omega_2/5$ and $\nu_2 = \Omega_2/6$ for $\tau \simeq 42$ fs (100 fs full width at half maxima). Each resonance is labelled by the process, and we have ignored resonances that are outside the optical/infrared window. (b) The polariton branch of interest as a function of vacuum wavelength. An excitation process always involves a polariton-antipolariton pair, the latter having negative frequency. The time-modulation then provides the energy connecting the two branches (denoted by coloured arrows). (c) Illustration of the possible mixing processes at second order in perturbation theory.

where we approximated $d\omega'/(2\pi) \simeq 1/\tau$, and where a, b both runs over the possible frequencies $\{\pm\nu_1, \pm\nu_2\}$. This integral becomes significant when $\omega_\alpha + \omega_{\alpha'} = \nu_a + \nu_b$, leading to a plethora of mixed frequency resonances.

For simplicity, we will here modulate the m^{th} -resonance of the medium ($\epsilon_i = \epsilon \delta_{im}$) for some large time $\tau \gg 1/\omega_\alpha$. Now, recall Eq. (12), where we can relate the size of the modulation ϵ_i to the change in the refractive index δn as

$$\delta n(\omega) = \sum_i \frac{g_i^2 \Omega_i^2}{(\omega^2 - \Omega_i^2)^2} \epsilon_i = \frac{g_m^2 \Omega_m^2}{(\omega^2 - \Omega_m^2)^2} \epsilon. \quad (24)$$

For this type of modulation, we see that the intrabranched amplitude can be re-written as

$$G_{11 \leftarrow 00}^{\text{intra}} = i \sqrt{\frac{\pi}{128}} C_{\mathbf{k}\alpha} \delta n_{\omega_\alpha} \omega_\alpha \tau \sum_a \left[e^{-\frac{\tau^2}{2} (2\omega_\alpha - \nu_a)^2} + \sqrt{\frac{\pi}{2}} \sum_b \delta n_{\omega_\alpha} \frac{(\omega_\alpha^2 - \Omega_m^2)^2}{g_m^2 ((\omega_\alpha - \nu_a)^2 - \Omega_m^2)} e^{-\frac{\tau^2}{2} (2\omega_\alpha - \nu_a - \nu_b)^2} \right], \quad (25)$$

where we denote $\delta n_{\omega_\alpha} = \delta n(\omega_\alpha)$, and where we as before have truncated the expansion to $\mathcal{O}(\epsilon^3)$. Similarly,

the interbranch transition amplitude is given by

$$\begin{aligned}
G_{11\leftarrow 00}^{\text{inter}} = & i\sqrt{\frac{\pi}{128}}\sqrt{C_{\mathbf{k}\alpha}C_{\mathbf{k}\alpha'}}\sqrt{\delta n_{\omega_\alpha}\delta n_{\omega_{\alpha'}}}\sqrt{\omega_\alpha\omega_{\alpha'}}\tau\sum_a\left[e^{-\frac{\tau^2}{2}(\omega_\alpha+\omega_{\alpha'}-\nu_a)^2}\right. \\
& + \sqrt{\frac{\pi}{2}}\sum_b\sqrt{\delta n_{\omega_\alpha}\delta n_{\omega_{\alpha'}}}\frac{(\omega_\alpha^2-\Omega_m^2)(\omega_{\alpha'}^2-\Omega_m^2)}{g_m^2((\omega_\alpha-\nu_a)^2-\Omega_m^2)}e^{-\frac{\tau^2}{2}(\omega_\alpha+\omega_{\alpha'}-\nu_a-\nu_b)^2} \\
& \left. - i\sqrt{\frac{\pi}{512}}\sum_b C_{\mathbf{k}\alpha}\delta n_{\omega_\alpha}\omega_\alpha\tau e^{-\frac{\tau^2}{2}(\omega_{\alpha'}-\omega_\alpha-\nu_a)^2}e^{-\frac{\tau^2}{2}(2\omega_\alpha-\nu_b)^2}\right]. \quad (26)
\end{aligned}$$

It is worth noting that the interbranch resonances are suppressed in general, as they require both branches to be photon-like simultaneously (so that $C_{\mathbf{k}\alpha}C_{\mathbf{k}\alpha'} \neq 0$). Consequently, the last two term of Eq. (26) can safely be neglected, as they furthermore contribute at the next order in perturbation theory. These additional vacuum radiation resonances are nonetheless possible. We can now calculate the total excitation probability by $|G_{11\leftarrow 00}^{\text{intra}} + G_{11\leftarrow 00}^{\text{inter}}|^2$.

Let us at this point specify the medium as fused silica (as in Fig. 1), and as we are usually interested in optical frequencies, we will modulate the first ultraviolet (Ω_2) medium resonance only. Specifically, we let $\nu_1 = \Omega_2/5$ and $\nu_2 = \Omega_2/6$, and choose ϵ such that $\delta n \simeq 10^{-4}$ (small but standard for fused silica). The associated probability spectrum can be seen in Fig. 3(a), where solid and chequered shading denotes an intra- and interbranch processes respectively. The polariton branches of interest are shown in Fig. 3(b), along with the relevant modulation terms.

As can be seen, the temporal modulation provides the energy to resonantly connect a polariton branch with some antipolariton branch, which causes polaritons to be emitted from the vacuum state. Only the ω_1 and ω_2 branches are at a comparable scale to the modulation frequency ($\propto \Omega_2$), and are thus the only ones into which vacuum radiation is emitted. There are nonetheless several different possibilities, where the modulation energy will match either $2\omega_2$ (intrabranh) or $\omega_2 + \omega_1$ (interbranch). This opens up for the possibility of frequency-mixed vacuum radiation, where the frequency of emitted vacuum radiation is given by a combination of the frequencies present in the system. Note however, that both polaritons in any given pair will however oscillate at the same frequency when measured outside the optical medium, as they are at the same wavelength, leading to a measured spectrum such as the one seen in Fig. 3.

Starting with the intrabranh resonances, we see the two expected dynamical Casimir-like resonances, that is, $\omega_2 = \nu_{1,2}/2$. However, we also see resonances at $\omega_2 = \nu_{1,2}$ as well as at the mixed frequency $\omega_2 = (\nu_1 + \nu_2)/2$. The difference frequency would become relevant when $\omega_2 = |\nu_1 - \nu_2|/2$, which is in the far infrared and is ignored here. Furthermore, the interbranch resonances contribute also, when $\omega_2 + \omega_1 = \nu_1$ and $\omega_2 + \omega_1 = \nu_2$, denoted as chequered shading with yellow and red solid line, respectively, in Fig. 3.

This is reminiscent of nonlinear processes, where sum and difference frequency generation is commonplace [22]. However, the system studied in this work is by assumption linear. In fact, these resonances in the spectrum of emitted vacuum radiation has much in common with the resonances of classical parametric oscillators. It is known that a stand-alone parametric oscillator with oscillator frequency Ω has a *primary* resonance at $\Omega = \nu/2$ if driven at frequency ν , and several *sub-harmonic* resonances at $\Omega = \nu$ and $3\nu/2$, and so on, where the strength of each resonance down the line is significantly weaker than the last [26]. Also, coupled parametric oscillators has been shown to exhibit a variety of *combination* (i.e. frequency-mixing) resonances [27, 28, 72], closely connected to the interbranch processes discussed here.

However, this does not explain resonances of the form $\omega_\alpha + \omega_{\alpha'} = |\nu_1 \pm \nu_2|$. The type of frequency mixing is of a different nature than the ‘combination’ parametric resonances. Instead, the mixing relates to the parametric driving of the system at frequencies which is present locally in the modulation (in the time domain) but not in its spectrum. An example of this is the ‘superoscillations’ studied in Ref. [62], but is in this case of much familiar origin: The two waves, $\cos \nu_1 t$ and $\cos \nu_2 t$, beat at $(\nu_1 + \nu_2)/2$ and $(\nu_1 - \nu_2)/2$. The system is however unable to absorb the energy represented by this beating pattern directly. Rather it is a two-stage (virtual) process where one quanta of energy is absorbed by the first modulation wave ($\cos \nu_1 t$), which is stored, while the second modulation wave ($\cos \nu_2 t$) either adds or removes another quanta of energy from the system. Note, the removing of energy comes from the absorption of an anti-quanta of the modulation wave. The total energy is then emitted in the form of two polaritons.

VI. DISCUSSION

The issue of renormalisation has also been left untreated so far. As this is a field theory, we would expect the need to renormalise to arise. Indeed, the propagator in Eq. (9) is formally divergent (as is well-known [67]). However, we avoid renormalisation by directly computing observables, i.e., the transition probabilities. For a transition probability, or amplitude, we measure only the difference in occupation between two states, and we need not worry about the actual occupation of each (which would be infinite).

Also, we should note that the probabilities calculated in the previous section are indeed probabilities and not probability densities. For instance in Section V, we calculate the probability for the vacuum state to transition into a 2-polariton state in normal mode \mathbf{k} in branch α . The total probability density for the process is found by summing over all modes \mathbf{k} and branches α and dividing by the volume (as is commonly done, see for instance Ref. [37]),

$$\frac{dP}{d\mathcal{V}} = \frac{1}{\mathcal{V}} \sum_{\mathbf{p}\alpha'} P_{\mathbf{p}\alpha'} = \sum_{\alpha'} \int \frac{d^3p}{(2\pi)^3} |G_{11\leftarrow 00}^{\mathbf{p}\alpha'}|^2,$$

with the last step being exact for continuum states only. To see this, let us be a bit more careful with notation as we sketch out the calculation. The complete ground state wavefunctional at time t_i is given by

$$\Psi_{00}(A, t_i) = \prod_{\mathbf{k}, \alpha} \sqrt{\frac{\omega_\alpha}{2\pi}} \exp\left(-\omega_\alpha |A_{\alpha\mathbf{k}}|^2 / 2\right) e^{-i\omega_\alpha t_i},$$

which we propagate to time t_f with the time-dependent propagator

$$\tilde{\Psi}_{00}(A_f, t_f) = \int dA_i \langle A_f, t_f | A_i, t_i \rangle \Psi_{00}(A_i, t_i)$$

Finally, we compute the overlap of this propagated ‘ground state’ with the state of two back-to-back polaritons in normal mode \mathbf{k} and branch α , described by wavefunction $\Psi_{11}(A_{\mathbf{k}\alpha'})$. This overlap is the transition amplitude, given by

$$\begin{aligned} G_{11\leftarrow 00}^{\mathbf{p}\alpha'} &= \int dA_f \Psi_{11}^*(A_{\mathbf{p}\alpha'}) \tilde{\Psi}_{00}(A_f, t_f) \\ &= \prod_{\mathbf{k}\alpha} \int d^2 A_{f\mathbf{k}\alpha} \Psi_{11}^*(A_{\mathbf{p}\alpha'}) \tilde{\Psi}_{00}(A_{f\mathbf{k}\alpha}, t_f) \\ &= \prod_{\mathbf{k}\alpha} (\text{result}) \delta_{\mathbf{k}, \mathbf{p}} \delta_{\alpha, \alpha'} = \text{result}, \end{aligned}$$

where the associated probability is $P_{\mathbf{p}\alpha'} = |G_{11\leftarrow 00}^{\mathbf{p}\alpha'}|^2$. The total probability is then the sum over \mathbf{k}, α .

VII. CONCLUSIONS

In conclusion, we have studied quantum vacuum radiation excited by temporal changes to the descriptive parameters of an optical medium. In particular, we have examined how the dispersive response affects the spectrum of emitted photons. We found that the temporal nonlocality, induced by dispersion, introduces frequency mixing to the system. The spectrum of emitted photons then takes on a character reminiscent of nonlinear optics, where both sum and difference frequency emission is possible. Furthermore, we showed that the frequencies can mix by two different mechanisms, involving either different polariton modes of oscillation, or different modulation frequencies, or a combination. The former relates to the nature of coupled systems having multiple modes of oscillation, whereas the latter connects to the time-delayed response of the medium (i.e. the memory).

Specifically, we showed that photons are emitted when the sum of two polariton mode frequencies match a combination of modulation frequencies. This we found led to several quantum vacuum radiation resonances, including $|\nu_1 \pm \nu_2|/2$ as well as the usual dynamical Casimir-like emission at $\nu_1/2$ and $\nu_2/2$, when modulating the medium at frequencies ν_1 and ν_2 . We note that the system is by assumption linear, as to not confuse this with a nonlinear phenomenon.

In order to study this, we used a microscopic phenomenological model for electromagnetism coupled with a generic Sellmeier dispersion relation for the medium. We quantised this using a path integral formalism. No approximations were made with regards to the delayed response, and dispersion was therefore fully taken into account. Within this framework, we induced a time-dependent change to the refractive index n by weakly perturbing the resonance frequencies of medium.

Finally, we note that we expect this vacuum radiation mixing phenomenon to be rather general, occurring in any temporally modulated system that has a memory, and we note also that it is related to the parametric resonances of the system.

Appendix A: The validity of the action

In general, the electric field is given by $\mathbf{E} = -(\partial_t \mathbf{A} + \nabla \varphi)$, where \mathbf{A} and φ are the vector and scalar potentials respectively. At first glance, the action in Eq. (1) is however missing any mention of the scalar potential φ . The reason for this is simple. In Coulomb gauge, the equation of motion for the scalar potential is

$$\nabla^2 \varphi - \sum_i \rho q_i \nabla \cdot \mathbf{R}_i = 0, \quad (\text{A1})$$

which implies that $\nabla \varphi = \sum_i \rho q_i \mathbf{R}_i$. Starting with the Lagrangian density

$$\mathcal{L}_{\gamma+\text{int}} = \frac{1}{2} [\mathbf{E}^2 - \mathbf{B}^2] + \sum_i (\rho q_i) \mathbf{E} \cdot \mathbf{R}_i,$$

and substituting in φ from Eq. (A1) leads to

$$\begin{aligned} \mathcal{L}_{\gamma+\text{int}} &= \frac{1}{2} [\dot{\mathbf{A}}^2 - (\nabla \times \mathbf{A})^2] - \sum_i (\rho q_i) \dot{\mathbf{A}} \cdot \mathbf{R}_i \\ &\quad - \frac{1}{2} \sum_{ij} (\rho q_i q_j) \mathbf{R}_i \cdot \mathbf{R}_j. \end{aligned}$$

Since the last term is just quadratic in the oscillator fields \mathbf{R}_i , we can re-diagonalise and arrive at the action in Eq. (1).

Appendix B: Normal mode expansion

The equation of motion for the vector potential from Eq. (4), under the assumption that the oscillator frequency is time-independent, is given by

$$(\partial_t^2 - \nabla^2) A(\mathbf{x}, t) + \sum_i \int_{t_i}^{t_f} dt' \dot{\Delta}_i(\mathbf{x}, t, t') \dot{A}(\mathbf{x}, t') = 0,$$

with boundary conditions appropriate for the problem at hand. The goal is now to expand the vector potential in a set of normal modes

$$A(\mathbf{x}, t) = \sum_{\mathbf{k}} u_{\mathbf{k}}(\mathbf{x}) \int \frac{d\omega}{2\pi} A_{\mathbf{k}}(\omega) e^{-i\omega t}$$

defined such that $\int d^3x u_{\mathbf{k}}^*(\mathbf{x}) u_{\mathbf{l}}(\mathbf{x}) = \delta_{\mathbf{k}\mathbf{l}}$. The form of the mode functions $u_{\mathbf{k}}(\mathbf{x})$ depends on the physical scenario. We thus look for functions that satisfy

$$\left[\nabla^2 + \omega^2 \left(1 - \sum_i \frac{g_i^2}{\omega^2 - \Omega_i^2(\mathbf{x})} \right) \right] u_{\mathbf{k}}(\mathbf{x}) = 0, \quad (\text{B1})$$

with appropriate boundary conditions. It is worth mentioning that this not only includes the usual momentum modes commonly used in canonical quantisation, but also paraxial waves and fibre configurations. This follows naturally from the method employed here, and carries with it no complications.

1. Examples of normal modes

Let us for the sake of clarity, write down some examples of normal modes and their consequences. These will most likely be familiar to the reader, but can nonetheless be helpful.

a. *Plane waves*

In the case of a homogeneous oscillator frequency $\Omega_i^2(\mathbf{x}) \equiv \Omega_i^2$ in the bulk, the commonly used momentum modes $u_{\mathbf{k}}(\mathbf{x}) \propto \exp(i\mathbf{k} \cdot \mathbf{x})$ becomes a natural choice of normal modes. Here we find the dispersion relation given by Eq. (2).

b. *Paraxial waves*

In most experimental scenarios however, the simple plane waves are not accessible, and are instead replaced by structured paraxial beams. Let us once again consider a homogeneous bulk medium where $\Omega_i^2(\mathbf{x}) \equiv \Omega_i^2$, but where we restrict Eq. (B1) to the paraxial limit, with the z -direction chosen to be the propagation direction.

In other words, let $u_{\mathbf{k}}(\mathbf{x}) = u_k(\boldsymbol{\rho}, z)e^{ikz}$ with k being the momentum in the z -direction and $q^2/2k^2 \ll 1$, where $\boldsymbol{\rho}$ is the transverse plane coordinates and \mathbf{q} its associated momentum. Similarly to Ref. [73], we then find that k must follow the dispersion relation of Eq. (2), and $u_k(\boldsymbol{\rho})$ satisfies the paraxial wave equation

$$(\nabla_{\perp}^2 + 2ik\partial_z) u_k(\boldsymbol{\rho}) = 0,$$

where ∇_{\perp}^2 is the transverse Laplacian. Solutions include the familiar Laguerre-Gaussian modes and Hermite-Gaussian modes [74].

c. *Fibre-like scenario*

Suppose that the oscillators has a weak space dependence in the transverse plane, i.e. $\Omega_i^2(\mathbf{x}) \equiv \Omega_i^2(\boldsymbol{\rho}) = \Omega_0^2 + \Delta r^2$. This describes a medium where the refractive index is a function of the transverse coordinates only $n(\omega, \boldsymbol{\rho})$, i.e. a fibre. As is typical for a fibre, let us assume that the index starts at a background value in the centre and then decrease by a small amount at higher radii. Furthermore, a good approximation is a parabolic profile if we choose this to be smooth. In the z -direction, we have the usual momentum modes $u_{\mathbf{k}}(\mathbf{x}) \propto u_{\mathbf{n}}(\boldsymbol{\rho})e^{ikz}$, and the transverse dynamics is governed by

$$[-\nabla_{\perp}^2 + 2\alpha_k r^2] u_{\mathbf{n}}(\boldsymbol{\rho}) = 2E_k u_{\mathbf{n}}(\boldsymbol{\rho}), \quad (\text{B2})$$

where

$$\alpha_k = \frac{1}{2}\Delta \sum_i \frac{g_i^2 \omega^2}{(\omega^2 - \Omega_i^2)^2}$$

and

$$E_k = \frac{1}{2} \left[\omega^2 \left(1 - \sum_i \frac{g_i^2}{\omega^2 - \Omega_i^2} \right) - k^2 \right]$$

plays the role of harmonic frequency and energy respectively in this effective Schrödinger equation. In this, we expanded for small Δ . Solutions of Eq. (B2) are the usual Hermite-Gaussian functions

$$u_{nm}(\boldsymbol{\rho}) = \left(\frac{\alpha_k}{2^{n+m} n! m! \pi} \right)^{1/2} e^{-\alpha_k \rho^2 / 2} \times H_n(\sqrt{\alpha_k} x) H_m(\sqrt{\alpha_k} y),$$

where $\boldsymbol{\rho} = (x, y)$, H_l are the Hermite polynomials, and n, m are integers. This also defines our dispersion relation, as solutions of Eq. (B2) have to follow

$$E_k = \left(n + m + \frac{1}{2} \right) \alpha_k,$$

or written explicitly

$$D[k, m, n, \omega] \equiv \left[-k^2 + \omega^2 \left(1 - \sum_i \frac{g_i^2}{\omega^2 - \Omega_i^2} \right) \right] - \left(n + m + \frac{1}{2} \right) \Delta \sum_i \frac{g^2 \omega^2}{(\omega^2 - \Omega_i^2)^2} = 0.$$

Here we note that it is appropriate to treat Δ perturbatively also when solving for polariton branches.

Appendix C: Schrödinger equation quantisation

We can proceed to write down a Schrödinger equation for the complex coordinates A_α and A_α^* directly from the action in Eq. (7). As usual, the canonical momenta are

$$\pi_{\mathbf{k}\alpha} = \frac{\delta \mathcal{L}_{\text{eff}}}{\delta \dot{A}_{\mathbf{k}\alpha}} = \frac{1}{2} \dot{A}_{\mathbf{k}\alpha}^*, \quad \pi_{\mathbf{k}\alpha}^* = \frac{\delta \mathcal{L}_{\text{eff}}}{\delta \dot{A}_{\mathbf{k}\alpha}^*} = \frac{1}{2} \dot{A}_{\mathbf{k}\alpha}$$

and the Hamiltonian is therefore

$$H_{\mathbf{k}\alpha} = 2\pi_{\mathbf{k}\alpha}^* \pi_{\mathbf{k}\alpha} + \frac{1}{2} \omega_\alpha^2(\mathbf{k}) A_{\mathbf{k}\alpha}^* A_{\mathbf{k}\alpha}.$$

Enforcing the usual canonical commutation relations $[A_{\mathbf{k}\alpha}, \pi_{\mathbf{k}\alpha}] = [A_{\mathbf{k}\alpha}^*, \pi_{\mathbf{k}\alpha}^*] = i$, leads to the representation

$$\pi_{\mathbf{k}\alpha} = \frac{\delta}{i\delta A_{\mathbf{k}\alpha}}, \quad \pi_{\mathbf{k}\alpha}^* = \frac{\delta}{i\delta A_{\mathbf{k}\alpha}^*}.$$

As can be seen, this is nothing but N decoupled complex harmonic oscillators and the Schrödinger equation of each α mode reads

$$i\partial_t \Psi(A_{\mathbf{k}\alpha}, t) = \left[-2 \frac{\delta^2}{\delta A_{\mathbf{k}\alpha} \delta A_{\mathbf{k}\alpha}^*} + \frac{1}{2} \omega_\alpha^2(\mathbf{k}) |A_{\mathbf{k}\alpha}|^2 \right] \Psi(A_{\mathbf{k}\alpha}, t).$$

Whilst the full Schrödinger equation (product of all \mathbf{k}, α) is technically a functional equation, in this language calculations can proceed as if $A_{\mathbf{k}\alpha}$ is simply a complex number. For instance, it is simple to verify that the ground state wavefunction is

$$\Psi(A_{\mathbf{k}\alpha}, t) = \sqrt{\frac{\omega_\alpha(\mathbf{k})}{2\pi}} \exp\left(-\omega_\alpha(\mathbf{k}) |A_{\mathbf{k}\alpha}|^2 / 2\right) e^{-i\omega_\alpha(\mathbf{k})t},$$

in agreement with the complex harmonic oscillator studied in Ref. [75] and the field theories in Refs [63, 66].

Appendix D: Calculation of transition amplitude

Varying the classical action in Eq. (8) yields

$$\ddot{A}(t) + \omega_\alpha^2 A(t) = J(t)$$

with the boundary conditions $A(t_f) = A_f$ and $A(t_i) = A_i$, and similarly for A^* . The solution can be separated into homogeneous and inhomogeneous parts, A_H and A_I respectively, where the boundary conditions for the inhomogeneous part are $A_I(t_f) = A_I(t_i) = 0$. This leads to

$$A_H(t) = \frac{1}{\sin \omega_\alpha T} [A_f \sin \omega_\alpha(t - t_i) + A_i \sin \omega_\alpha(t_f - t)]$$

$$A_I(t) = - \left[\frac{\sin \omega_\alpha(t_f - t)}{\omega_\alpha \sin \omega_\alpha T} \int_{t_i}^t dt' \sin \omega_\alpha(t' - t_i) J(t') + \frac{\sin \omega_\alpha(t - t_i)}{\omega_\alpha \sin \omega_\alpha T} \int_t^{t_f} dt' \sin \omega_\alpha(t_f - t') J(t') \right]. \quad (\text{D1})$$

By integrating by parts and using the classical equations of motion, it is easy to show that

$$S_{\text{cl}}[J, J^*] = \frac{1}{2} \left[A_H^* \dot{A}_H \right]_{t_i}^{t_f} + \frac{1}{2} \left[A_H^* \dot{A}_I \right]_{t_i}^{t_f} + \frac{1}{2} \int_{t_i}^{t_f} dt J^*(t) [A_H(t) + A_I(t)]. \quad (\text{D2})$$

After substituting in the solutions in Eq. (D1) into Eq. (D2), we arrive (after some algebra) at

$$\begin{aligned}
S_{\text{cl}}[J, J^*] &= \frac{\omega_\alpha}{2 \sin \omega_\alpha T} [(|A_f|^2 + |A_i|^2) \cos \omega_\alpha T - (A_f^* A_i + c.c.)] \\
&+ \frac{1}{2 \sin \omega_\alpha T} \left[A_f \int_{t_i}^{t_f} dt \sin \omega_\alpha (t - t_i) J^*(t) + A_i \int_{t_i}^{t_f} dt \sin \omega_\alpha (t_f - t) J^*(t) + c.c. \right] \\
&- \frac{1}{2 \omega_\alpha \sin \omega_\alpha T} \left[\int_{t_i}^{t_f} dt \int_{t_i}^{t_f} dt' J^*(t) \sin \omega_\alpha (t_f - t) \sin \omega_\alpha (t' - t_i) J(t') + c.c. \right], \quad (\text{D3})
\end{aligned}$$

where *c.c.* denotes the complex conjugate.

Finally, by splitting the field into classical and quantum components, that is $A = A_{\text{cl}} + \eta$, one can show that the transition amplitude is given by

$$\begin{aligned}
\langle A_f, t_f | A_i, t_i \rangle &= e^{iS_{\text{cl}}} \int_{\eta(t_i)=0}^{\eta(t_f)=0} \mathcal{D}\eta \mathcal{D}\eta^* \exp(iS_{\text{eff}}[0, 0]) \\
&= \mathcal{F}(T) e^{iS_{\text{cl}}}.
\end{aligned}$$

The normalisation factor remaining can now be computed by using the time-translational invariance of the problem, leading to

$$\mathcal{F}(T) = \langle 0, T | 0, 0 \rangle = \left(\frac{\omega_\alpha}{4\pi i \sin \omega_\alpha T} \right).$$

We should note that as $T \rightarrow 0$, this propagator reduces to the usual

$$\langle A_f, t_f | A_i, t_i \rangle_J = \delta(A_f - A_i).$$

Also, if we were to at this point add up all normal modes \mathbf{k} , then in most scenarios the propagator is formally infinite. This is commonplace for a field theory, and usually demands for renormalisation [66, 67], but these infinities cancel when we consider transition amplitudes.

Appendix E: Photon wavefunction(al)s

We will here present the wavefunctionals for polariton states. They take the form of mn -states where m and n denotes the number of $-\mathbf{k}$ and \mathbf{k} photons respectively, and the total number of photons are given by $m + n$. We can first introduce the complex Hermite polynomials $H_{mn}(x^*, x)$ given in Refs. [69–71]

$$H_{mn}(x^*, x) = \sum_{k=0}^{\min(m,n)} (-1)^k k! \binom{m}{k} \binom{n}{k} (x^*)^{m-k} x^{n-k}, \quad (\text{E1})$$

leading to a compact form of the wavefunctionals:

$$\Psi_{mn}(A, t) = \sqrt{\frac{\omega_\alpha}{2\pi}} \frac{e^{-\omega_\alpha |A|^2/2}}{\sqrt{m!n!}} H_{mn}(\sqrt{\omega_\alpha} A^*, \sqrt{\omega_\alpha} A) e^{-i(m+n)\omega_\alpha t},$$

Explicitly, the 0-, 1- and 2-photon states are:

$$\begin{aligned}
\Psi_{00}(A_{\mathbf{k}\alpha}, t) &= \sqrt{\frac{\omega_\alpha}{2\pi}} \exp\left(-\omega_\alpha |A_{\mathbf{k}\alpha}|^2/2\right) e^{-i\omega_\alpha t} \\
\Psi_{01\vee 10}(A_{\mathbf{k}\alpha}, t) &= \sqrt{\frac{\omega_\alpha}{2\pi}} \left[\sqrt{\omega_\alpha} A_{\mathbf{k}\alpha} \vee \sqrt{\omega_\alpha} A_{\mathbf{k}\alpha}^* \right] \exp\left(-\omega_\alpha |A_{\mathbf{k}\alpha}|^2/2\right) e^{-2i\omega_\alpha t} \\
\Psi_{02\vee 20\vee 11}(A_{\mathbf{k}\alpha}, t) &= \sqrt{\frac{\omega_\alpha}{2\pi}} \left[\frac{\omega_\alpha}{\sqrt{2}} (A_{\mathbf{k}\alpha})^2 \vee \frac{\omega_\alpha}{\sqrt{2}} (A_{\mathbf{k}\alpha}^*)^2 \vee (\omega_\alpha |A_{\mathbf{k}\alpha}|^2 - 1) \right] \exp\left(-\omega_\alpha |A_{\mathbf{k}\alpha}|^2/2\right) e^{-3i\omega_\alpha t},
\end{aligned}$$

where \vee (i.e. ‘or’) denotes the choice depending on what combination of \mathbf{k} and $-\mathbf{k}$ modes are excited. Generalising Ref. [63], this was derived by first calculating the transition amplitude

$$F(b, a) = \int d^2 A_f d^2 A_i \phi_b^*(A_f) \langle A_f, t_f | A_i, t_i \rangle \Big|_{J=0} \phi_a(A_i),$$

between functionals of the form

$$\phi_a(A) = \sqrt{\frac{\omega_\alpha}{2\pi}} e^{-\omega_\alpha |A-a|^2/2}.$$

This yields

$$F(b, a) = \gamma e^{-\omega_\alpha (|b|^2 + |a|^2)/4} \exp \left[\frac{\gamma \omega_\alpha}{4} (ba^* + b^*a) \right],$$

where $\gamma = \exp(-i\omega_\alpha T)$. By expanding this in orders of γ , we can derive the coefficients $\psi_{m,n}(a)$ given in the expansion

$$\phi_a(A) = \sum_{m,n} \psi_{m,n}(a) \Psi_{m,n}(A).$$

We thus find the coefficients $\psi_{m,n}(a)$ for expanding $\phi_a(A)$ in terms of the polariton Fock space state functionals $\Psi_{m,n}(A)$, given by

$$\psi_{m,n}(a) = e^{-\frac{\omega_\alpha}{4}|a|^2} \left(\frac{\omega}{4} \right)^{\frac{m+n}{2}} \frac{(a^*)^m a^n}{\sqrt{m!n!}}. \quad (\text{E2})$$

With this knowledge, we can now perform the above expansion and extract $\Psi_{m,n}(A)$.

Appendix F: Generating functional for transition amplitudes

Here we will simply state the result of the integral in Eq. (10):

$$F(b, a)_J = \gamma G_{00}^J e^{-\frac{\omega_\alpha}{4}(|b|^2 + |a|^2)} \exp \left[\frac{\gamma \omega_\alpha}{4} (ba^* + b^*a) \right] \exp \left[i\gamma \sqrt{\frac{\omega_\alpha}{4}} (b\beta_+^* + b^*\beta_+) \right] \exp \left[i\sqrt{\frac{\omega_\alpha}{4}} (a\beta_-^* + a^*\beta_-) \right]$$

where $\gamma = \exp(-i\omega_\alpha T)$, and

$$\beta_\pm^{(*)} = \frac{1}{\sqrt{4\omega_\alpha}} \int_{t_i}^{t_f} dt e^{\pm i\omega_\alpha(t-t_i)} J^{(*)}(t).$$

ACKNOWLEDGMENTS

NW would like to acknowledge insightful discussions with João C. Pinto Barros, Hans Thor Hansson and Fabio Biancalana. NW acknowledges support from EPSRC CM-CDT Grant No. EP/L015110/1. PÖ acknowledges support from EPSRC grant No. EP/M024636/1. D.F. acknowledges financial support from the European Research Council under the European Unions Seventh Framework Programme Grant No. (FP/2007-17172013)/ERC GA 306559 and EPSRC (U.K., Grant No. EP/J00443X/1).

-
- [1] E. Yablonovitch, *Phys. Rev. Lett.* **62**, 1742 (1989).
- [2] J. T. Mendonça, A. Guerreiro, and A. M. Martins, *Phys. Rev. A* **62**, 033805 (2000).
- [3] J. T. Mendonça, *Theory of photon acceleration* (CRC Press, 2000).
- [4] J. T. Mendonça and P. K. Shukla, *Physica Scripta* **65**, 160 (2002).
- [5] J. T. Mendonça and A. Guerreiro, *Phys. Rev. A* **72**, 063805 (2005).
- [6] S. Liberati, A. Prain, and M. Visser, *Phys. Rev. D* **85**, 084014 (2012).
- [7] A. Prain, S. Vezzoli, N. Westerberg, T. Roger, and D. Faccio, *Phys. Rev. Lett.* **118**, 133904 (2017).
- [8] S. Vezzoli, V. Bruno, C. DeVault, T. Roger, V. M. Shalaev, A. Boltasseva, M. Ferrera, M. Clerici, A. Dubietis, and D. Faccio, *Phys. Rev. Lett.* **120**, 043902 (2018).
- [9] L. D. Landau, J. Bell, M. Kearsley, L. Pitaevskii, E. Lifshitz, and J. Sykes, *Electrodynamics of continuous media*, Vol. 8 (Elsevier, 2013).
- [10] J. D. Jackson, *Classical electrodynamics* (Wiley, 1999).
- [11] L. Knoll, S. Scheel, and D.-G. Welsch, *Coherence and Statistics of Photons and Atoms*, J. Perina (ed.), Wiley-Interscience (2001).
- [12] S. Scheel and S. Buhmann, *Acta Physica Slovaca* **58**, 675 (2008).
- [13] J. J. Hopfield, *Phys. Rev.* **112**, 1555 (1958).
- [14] B. Huttner and S. M. Barnett, *Phys. Rev. A* **46**, 4306 (1992).
- [15] T. G. Philbin, *New Journal of Physics* **12**, 123008 (2010).
- [16] W. M. Simpson and U. Leonhardt, *Forces of the quantum vacuum: An Introduction to Casimir Physics* (World Scientific Publishing Company, 2015).
- [17] N. Engheta, *Science* **340**, 286 (2013).
- [18] I. Liberal and N. Engheta, *Opt. Photon. News* **27**, 26 (2016).
- [19] I. Liberal and N. Engheta, *Proceedings of the National Academy of Sciences* **114**, 822 (2017).
- [20] M. Z. Alam, I. De Leon, and R. W. Boyd, *Science*, aae0330 (2016).
- [21] L. Caspani, R. P. M. Kaipurath, M. Clerici, M. Ferrera, T. Roger, J. Kim, N. Kinsey, M. Pietrzyk, A. Di Falco, V. M. Shalaev, A. Boltasseva, and D. Faccio, *Phys. Rev. Lett.* **116**, 233901 (2016).
- [22] R. W. Boyd, *Nonlinear Optics* (Academic Press, 2003) Chap. 1.
- [23] N. Birrel and P. Davies, *Quantum Field Theory in curved space-time* (Cambridge University Press, Cambridge, 1982).
- [24] V. Ginis, P. Tassin, B. Craps, and I. Veretennicoff, *Opt. Express* **18**, 5350 (2010).
- [25] V. Bacot, M. Labousse, A. Eddi, M. Fink, and E. Fort, *Nature Physics* **12**, 972 (2016).
- [26] V. I. Arnol'd, *Mathematical methods of classical mechanics*, Vol. 60 (Springer Science & Business Media, 2013).
- [27] C. Hsu, *Journal of Applied Mechanics* **30**, 367 (1963).
- [28] A. H. Nayfeh and D. T. Mook, *The Journal of the Acoustical Society of America* **62**, 375 (1977).
- [29] R. Baskaran and K. L. Turner, *Journal of Micromechanics and Microengineering* **13**, 701 (2003).
- [30] A. Ganesan, C. Do, and A. Seshia, *EPL (Europhysics Letters)* **119**, 10002 (2017).
- [31] J. Jin and Z. Song, *Journal of Fluids and Structures* **20**, 763 (2005).
- [32] J. G. Vioque, A. R. Champneys, and M. Truman, *SeMA Journal* **51**, 63 (2010).
- [33] Y. M. Shukrinov, H. Azemtsa-Donfack, I. Rahmonov, and A. Botha, *Low Temperature Physics* **42**, 446 (2016).
- [34] M. Castellanos-Beltran, K. Irwin, G. Hilton, L. Vale, and K. Lehnert, *Nature Physics* **4**, 929 (2008).
- [35] C. L. Chang, A. M. Lomonosov, J. Janusonis, V. S. Vlasov, V. V. Temnov, and R. I. Tobey, *Phys. Rev. B* **95**, 060409 (2017).
- [36] L. Parker, *Phys. Rev.* **183**, 1057 (1969).
- [37] T. Jacobson, in *Lectures on Quantum Gravity* (Springer, 2005) pp. 39–89.
- [38] L. Ford, in *General Relativity and Gravitation* (World Scientific, 2002) pp. 490–493.
- [39] V. F. Mukhanov and S. Winitzki, *Lecture notes-2004* (2007).
- [40] A. A. Svidzinsky, L. Yuan, and M. O. Scully, *Phys. Rev. X* **3**, 041001 (2013).
- [41] S. W. Hawking, *Nature* **248**, 30 (1974).
- [42] S. W. Hawking, *Communications in Mathematical Physics* **43**, 199 (1975).
- [43] W. G. Unruh, *Phys. Rev. Lett.* **46**, 1351 (1981).
- [44] W. G. Unruh and R. M. Wald, *Phys. Rev. D* **25**, 942 (1982).
- [45] G. T. Moore, *Journal of Mathematical Physics* **11**, 2679 (1970).
- [46] D. A. R. Dalvit, P. A. M. Neto, and F. D. Mazzitelli, “Fluctuations, dissipation and the dynamical casimir effect,” in *Casimir Physics*, edited by D. Dalvit, P. Milonni, D. Roberts, and F. da Rosa (Springer Berlin Heidelberg, Berlin, Heidelberg, 2011) pp. 419–457.
- [47] P. D. Nation, J. R. Johansson, M. P. Blencowe, and F. Nori, *Rev. Mod. Phys.* **84**, 1 (2012).
- [48] J. Steinhauer, *Nature Physics* **12**, 959 (2016).
- [49] P. O. Fedichev and U. R. Fischer, *Phys. Rev. A* **69**, 033602 (2004).
- [50] A. Prain, S. Fagnocchi, and S. Liberati, *Phys. Rev. D* **82**, 105018 (2010).

- [51] C. Barceló, S. Liberati, and M. Visser, *Phys. Rev. A* **68**, 053613 (2003).
- [52] M. Uhlmann, Y. Xu, and R. Schützhold, *New Journal of Physics* **7**, 248 (2005).
- [53] R. Schützhold, M. Uhlmann, L. Petersen, H. Schmitz, A. Friedenauer, and T. Schätz, *Phys. Rev. Lett.* **99**, 201301 (2007).
- [54] N. Westerberg, S. Cacciatori, F. Belgiorno, F. Dalla Piazza, and D. Faccio, *New Journal of Physics* **16**, 075003 (2014).
- [55] K. Jones-Smith, H. Mathur, and A. Lowenstein, *arXiv preprint arXiv:1804.01397* (2018).
- [56] J. R. Johansson, G. Johansson, C. M. Wilson, and F. Nori, *Phys. Rev. Lett.* **103**, 147003 (2009).
- [57] C. Wilson, G. Johansson, A. Pourkabirian, M. Simoen, J. Johansson, T. Duty, F. Nori, and P. Delsing, *Nature* **479**, 376 (2011).
- [58] C. Barcelo, S. Liberati, and M. Visser, *Living reviews in relativity* **14**, 3 (2011).
- [59] R. Y. Chiao, T. H. Hansson, J. M. Leinaas, and S. Viefers, *Phys. Rev. A* **69**, 063816 (2004).
- [60] M. F. Linder, R. Schützhold, and W. G. Unruh, *Phys. Rev. D* **93**, 104010 (2016).
- [61] F. Belgiorno, S. Cacciatori, and F. Dalla Piazza, *Physica Scripta* **91**, 015001 (2015).
- [62] A. Kempf and A. Prain, *Journal of Mathematical Physics* **58**, 082101 (2017).
- [63] R. Feynman, A. Hibbs, and D. Styer, *Quantum Mechanics and Path Integrals: Emended Edition* (Dover Publications, 2010) Chap. 9.
- [64] C. Grosche and F. Steiner, *Handbook of Feynman Path Integrals* (Springer, 1998) Chap. 6.
- [65] R. Loudon, *The Quantum Theory of Light* (OUP Oxford, 2000) Chap. 4.
- [66] M. Srednicki, *Quantum Field Theory* (Cambridge University Press, 2007) Chap. 1 & 8.
- [67] C. Rovelli, *Quantum Gravity* (Cambridge University Press, 2007) Chap. 5.3.
- [68] This can be computed in the same manner as for a simple harmonic oscillator [63, 67], though some extra care should be taken with the indices. Note that we do not use the boundary conditions $A_f = A_i = 0$ and the subsequent Lehmann-Symanzik-Zimmermann reduction formalism [66] here as we do not necessarily deal with scattering states.
- [69] M. Ismail and P. Simeonov, *Proceedings of the American Mathematical Society* **143**, 1397 (2015).
- [70] A. Ghanmi, *Integral Transforms and Special Functions* **24**, 884 (2013).
- [71] N. Cotfas, J. P. Gazeau, and K. Górska, *Journal of Physics A: Mathematical and Theoretical* **43**, 305304 (2010).
- [72] G. Chen, J. Tian, B. Bin-Mohsin, R. Nessler, A. Svidzinsky, and M. O. Scully, *Physica Scripta* **91**, 073004 (2016).
- [73] G. F. Calvo, A. Picón, and E. Bagan, *Phys. Rev. A* **73**, 013805 (2006).
- [74] J. W. Goodman, *Introduction to Fourier optics* (Roberts and Company Publishers, 2005).
- [75] A. Arbab, *EPL (Europhysics Letters)* **98**, 30008 (2012).