

CERN-EP-2018-253  
2019/01/04

CMS-SMP-17-003

# Event shape variables measured using multijet final states in proton-proton collisions at $\sqrt{s} = 13$ TeV

The CMS Collaboration\*

## Abstract

The study of global event shape variables can provide sensitive tests of predictions for multijet production in proton-proton collisions. This paper presents a study of several event shape variables calculated using jet four momenta in proton-proton collisions at a centre-of-mass energy of 13 TeV and uses data recorded with the CMS detector at the LHC corresponding to an integrated luminosity of  $2.2 \text{ fb}^{-1}$ . After correcting for detector effects, the resulting distributions are compared with several theoretical predictions. The agreement generally improves as the energy, represented by the average transverse momentum of the two leading jets, increases.

*Published in the Journal of High Energy Physics as doi:10.1007/JHEP12(2018)117.*

arXiv:1811.00588v2 [hep-ex] 3 Jan 2019



## 1 Introduction

The production of quarks and gluons in hadron collisions and the process of hadron formation are subject to in-depth theoretical and experimental studies. The experiments at the CERN LHC have studied production of hadronic jets by measuring differential cross-sections, ratios of numbers of jets, angular distributions, etc., to deepen the understanding of quantum chromodynamics (QCD). While the production of quarks and gluons with large transverse momentum ( $p_T$ ) is well described by calculations based on perturbative QCD, the hadronization process probes energy scales where perturbative calculations are not applicable. Instead, phenomenological models inspired by QCD are used to predict the experimental results.

Event shape variables (ESVs) are sensitive to the flow of energy in hadronic final states. These variables are safe from collinear and infrared divergences and have reduced experimental uncertainties [1]. Some distributions of ESVs are sensitive to the details of the hadronization process [2–4], so they can be used to tune parameters of Monte Carlo (MC) event generators, determine the strong coupling  $\alpha_S$  [5–7], and to search for new physics phenomena [8–10].

Various ESVs have been studied in electron-positron collisions at the CERN LEP collider to determine  $\alpha_S$  [11–15]. ESVs have also been studied in electron-proton collisions at the DESY HERA collider [16] and in proton-antiproton collisions at the FNAL Tevatron collider [17], where they were compared with next-to-leading-order (NLO) calculations and with various tunes of the PYTHIA6 event generator [18]. At the CERN LHC collider studies by the ALICE, ATLAS, and CMS Collaborations have exploited proton-proton collisions at centre-of-mass energies of  $\sqrt{s} = 0.9, 2.76, \text{ and } 7 \text{ TeV}$  to evaluate ESVs [19–26].

This paper reports a measurement of ESVs by the CMS Collaboration using hadronic jets in pp collisions at  $\sqrt{s} = 13 \text{ TeV}$  corresponding to an integrated luminosity ( $\mathcal{L}_{\text{int}}$ ) of  $2.2 \text{ fb}^{-1}$ . The following variables are studied: the complement of transverse thrust, total jet broadening, total jet mass, and total transverse jet mass. The theoretical uncertainties in the predictions of these ESVs can be reduced by careful choice of the quantity used to classify the energy scale of the events. Following Ref. [4], we use  $H_{T,2} = (p_{T,\text{jet}1} + p_{T,\text{jet}2})/2$ , where  $p_{T,\text{jet}1}$  and  $p_{T,\text{jet}2}$  refer to the transverse momenta of the highest and second highest  $p_T$  jets. The measured distributions are corrected for detector effects and compared with the predictions of QCD models implemented in the PYTHIA8 [27], MADGRAPH5\_aMC@NLO+PYTHIA8 [28], and HERWIG++ [29] event generators.

The paper is organized as follows. The ESVs are discussed in Section 2. After briefly describing the elements of the CMS detector in Section 3, the jet reconstruction relevant to this analysis is described in Section 4. The data sample and event selection criteria are described in Section 5. Sections 6 and 7 present the unfolding technique and the systematic uncertainties, respectively. Section 8 contains comparisons between CMS data and theoretical predictions, and the results are summarized in Section 9.

## 2 Event shape variables

The four ESVs studied in this analysis are defined using the four-momenta of hadronic jets.

*The complement of transverse thrust:* The complement of thrust is defined as:

$$\tau_{\perp} \equiv 1 - T_{\perp}, \quad (1)$$

where the thrust in the transverse plane is:

$$T_{\perp} \equiv \max_{\hat{n}_{\perp}} \frac{\sum_i |\vec{p}_{T,i} \cdot \hat{n}_{\perp}|}{\sum_i p_{T,i}}. \quad (2)$$

Here,  $\vec{p}_{T,i}$  is the component of momentum of the  $i^{\text{th}}$  jet perpendicular to the beam direction and thrust direction  $\hat{n}_{\perp}$  is the unit vector that maximizes the projection and defines the transverse thrust axis. The  $\tau_{\perp}$  is zero for a perfectly balanced two-jet event and is  $1 - 2/\pi$  for an isotropic multijet event.

*Total jet broadening:* For each event, the transverse thrust axis is used to divide the event into upper (U) and lower (L) regions. The jets in U satisfy  $\vec{p}_{T,i} \cdot \hat{n}_{\perp} > 0$  and those in L have  $\vec{p}_{T,i} \cdot \hat{n}_{\perp} < 0$ . For these two regions, the  $p_T$ -weighted pseudorapidities and azimuthal angles are

$$\eta_X \equiv \frac{\sum_{i \in X} p_{T,i} \eta_i}{\sum_{i \in X} p_{T,i}}, \phi_X \equiv \frac{\sum_{i \in X} p_{T,i} \phi_i}{\sum_{i \in X} p_{T,i}}, \quad (3)$$

where X refers to the U or L regions. The jet broadening variable in each region is defined as

$$B_X \equiv \frac{1}{2 P_T} \sum_{i \in X} p_{T,i} \sqrt{(\eta_i - \eta_X)^2 + (\phi_i - \phi_X)^2}, \quad (4)$$

where  $P_T$  is the scalar  $p_T$  sum of all the jets in the event. The total jet broadening is then defined as

$$B_{\text{Tot}} \equiv B_U + B_L. \quad (5)$$

*Total jet mass:* The normalized squared invariant mass of the jets in the U and L regions of the event is defined by

$$\rho_X \equiv \frac{M_X^2}{P^2}, \quad (6)$$

where  $M_X$  is the invariant mass of the jets in the region X, and P is the scalar sum of the momenta of all central jets. The total jet mass is defined as the sum of the masses in the U and L regions,

$$\rho_{\text{Tot}} \equiv \rho_U + \rho_L. \quad (7)$$

*Total transverse jet mass:* The quantity corresponding to  $\rho_{\text{Tot}}$  in the transverse plane, the total transverse jet mass ( $\rho_{\text{Tot}}^{\perp}$ ), is similarly calculated using  $\vec{p}_{T,i}$  of jets.

These four ESVs probe different aspects of QCD [2] and are designed to have higher values for multijet, spherical events and lower values for back-to-back dijet events. While  $\tau_{\perp}$  is sensitive to the hard-scattering process, the jet masses and jet broadening depend more on the nonperturbative aspects of QCD, responsible for hadronisation process.

### 3 The CMS detector

The central feature of the CMS apparatus is a superconducting solenoid of 6 m internal diameter, providing a magnetic field of 3.8 T. The solenoid volume holds a silicon pixel and strip tracker, a lead tungstate crystal electromagnetic calorimeter (ECAL), and a brass and scintillator hadron calorimeter (HCAL), each composed of a barrel and two endcap sections. Steel and quartz-fibre Cherenkov hadron forward calorimeters extend the pseudorapidity ( $\eta$ ) coverage provided by the barrel and endcap detectors to the region  $3.0 < |\eta| < 5.2$ . Muons are measured

in gas-ionisation detectors embedded in the steel flux-return yoke outside the solenoid. In the region  $|\eta| < 1.74$ , the HCAL cells have widths of 0.087 in  $\eta$  and 0.087 radians in azimuthal angle ( $\phi$ ). For  $|\eta| < 1.48$ , the HCAL cells map onto  $5 \times 5$  ECAL crystals arrays in the  $\eta$ - $\phi$  plane to form calorimeter towers projecting radially outwards from close to the nominal interaction point. At larger values of  $\eta$ , the size in  $\eta$  of the towers increases and the matching ECAL arrays contain fewer crystals. CMS uses a two stage online trigger to select events for offline analysis. In the first stage, a hardware-based level-1 (L1) trigger uses information from calorimeter and muon subsystems and selects event at a rate of about 100 kHz. In the second stage, a software-based high-level trigger (HLT), running on computer farms, uses full event information and reduces the event rate to about 1 KHz before data storage. A more detailed description of the CMS detector can be found in Ref. [30].

## 4 Jet reconstruction

The particle-flow (PF) event algorithm [31] reconstructs photons, electrons, charged and neutral hadrons, and muons with an optimised combination of information from the various elements of the CMS detector. The energy of a photon is directly obtained from the ECAL measurement. The energy of an electron is determined from a combination of the electron momentum at the primary interaction vertex as determined by the tracker, the energy of the corresponding ECAL cluster, and the energy sum of all bremsstrahlung photons spatially compatible with originating from the electron track. The momentum of a muon is obtained from the curvature of the corresponding track. The energy of a charged hadron is determined from a combination of its momentum measured in the tracker and the matching ECAL and HCAL energy deposits, corrected for zero-suppression effects and for the response function of the calorimeters to hadronic showers. Finally, the energy of a neutral hadron is obtained from the corresponding energy deposits in ECAL and HCAL.

Jets are reconstructed from photons, electrons, charged and neutral hadrons, and muons using the anti- $k_T$  clustering algorithm [32, 33] with a distance parameter  $R = 0.4$ . Measurement of jet energy is affected by contamination from additional pp interactions in the same bunch crossing (pileup), as well as by the nonuniform and nonlinear response of the CMS calorimeters. The technique of charged-hadron subtraction [31] is used to reduce the contribution of particles that originate from pileup interactions to the jet energy measurement. The jet four-momentum is corrected for the difference observed in simulation between jets built from reconstructed particles and generator-level particles. The jet mass and direction are kept constant for the corrections, which are functions of the  $\eta$  and  $p_T$  of the jet, as well as the energy density and jet area quantities defined in Ref. [34]. The latter are used to correct the energy offset introduced by the pileup interactions. The energy of the jets is further corrected using dijet, Z+jet, and  $\gamma$ +jet events, where the  $p_T$ -balance of the event is exploited. The jet energy resolution typically amounts to 15% at 10 GeV, 8% at 100 GeV, and 4% at 1 TeV.

## 5 Data set and event selection

### 5.1 Collision data

This analysis uses pp collision data collected in 2015 at  $\sqrt{s} = 13$  TeV, corresponding to  $\mathcal{L}_{\text{int}} = 2.2 \text{ fb}^{-1}$ . Events are selected at L1 and HLT that have jet  $p_T$  or  $H_{T,2}$  thresholds, respectively, as shown in Table 1. The turn-on point for each trigger, offline  $H_{T,2}$  at which the trigger is 99% efficient, is used to define the  $H_{T,2}$  ranges for events.

Collision and simulated events are required to have at least three jets with  $p_T > 30$  GeV within the coverage of the tracker  $|\eta| < 2.4$ . For each event, three jets are used for the calculation of the ESVs. The jets with the highest and the second-highest  $p_T$  are selected. From the remaining jets, the one with the highest recoil term is selected as the third jet. The recoil term for jet  $k$  is

$$\mathcal{R}_{\perp,k} = \frac{|\vec{p}_{T,\text{jet1}} + \vec{p}_{T,\text{jet2}} + \vec{p}_{T,\text{jetk}}|}{|\vec{p}_{T,\text{jet1}}| + |\vec{p}_{T,\text{jet2}}| + |\vec{p}_{T,\text{jetk}}|}.$$

The data sample is divided into eight  $H_{T,2}$  ranges such that the uncertainty due to the trigger inefficiency is negligible. The ranges (in GeV) are: 73–93, 93–165, 165–225, 225–298, 298–365, 365–452, 452–557 and  $>557$ , as shown in Table 1, with the number of events in each range.

Table 1: L1 trigger thresholds, HLT thresholds,  $H_{T,2}$  range and number of events used in the analysis.

L1 threshold for $p_{T,\text{jet}}$ (GeV)	HLT threshold for $H_{T,2}$ (GeV)	$H_{T,2}$ range (GeV)	Number of events
ZeroBias	60	73–93	222 184
52	80	93–165	36 452
92	140	165–225	81 932
128	200	225–298	363 294
128 or 176	260	298–365	134 320
128 or 176	320	365–452	354 140
128 or 176	400	452–557	443 361
128 or 176	500	$>557$	295 578

## 5.2 Simulated events

Events are simulated using PYTHIA v8.212, MADGRAPH5\_aMC@NLO V5 2.2.2+PYTHIA8, and HERWIG++ v2.7.1. The NNPDF3.0 [35] parton distribution function (PDF) set is used. The PYTHIA8 and HERWIG++ event generators use leading order  $2 \rightarrow 2$  matrix element (ME) calculations and parton shower (PS) for generation of multijet topologies. The PYTHIA8 event generator uses a  $p_T$ -ordered PS, and the underlying event description is based on the multiple parton interaction (MPI) model. Events are generated with two PYTHIA8 tunes: CUETP8M1 [36] and Monash [37]. Minimum bias data collected by the CMS experiment were used to derive the PYTHIA8 CUETP8M1 tune, which is based on the Monash tune. The MADGRAPH5\_aMC@NLO generator uses ME calculations to generate hard-scattering events with two to four partons and PYTHIA8 CUETP8M1 for subsequent fragmentation and hadronization. The MLM [38] matching procedure is used to avoid double counting of jets between the ME calculation and the PS description. The HERWIG++ generator uses an angular-ordered PS. For simulated events, particle-level jets are obtained by applying the anti- $k_T$  clustering algorithm to all generated stable particles, excluding neutrinos, with  $R = 0.4$ .

The simulation events are passed through a complete and detailed reconstruction in the CMS detector using the same reconstruction as the collision events.

## 6 Unfolding of distributions

A reconstructed collision event differs from the true event because of finite resolution of the detector, detector acceptances, and uncertainties and efficiencies of measurement. Hence, the

detector-level distributions obtained from data are unfolded to estimate the underlying particle-level distributions, which can be compared with predictions from theoretical models as well as with results obtained by other experiments.

Simulated events passing through the complete detector simulation, event reconstruction, and selection chain are used to construct the response matrix for an ESV, which relates its particle-level distribution with that at detector level. The response matrix incorporates all the experimental effects and is subsequently used as input for the unfolding of the observed distribution in data. Some events that satisfy the selection criteria at the particle level might not at the detector level, leading to an inefficiency. The reverse may also happen, leading to misidentification. Further, an event may migrate from one  $H_{T,2}$  range to another. The corresponding efficiency and misidentification rates are also incorporated in the unfolding process, and they contribute to the related uncertainty of the unfolding process.

To investigate possible bias due to the choice of an MC generator to construct the response matrices, we generate event samples from three different generators: PYTHIA8 CUETP8M1, MADGRAPH5\_aMC@NLO, and HERWIG++. Each detector level distribution is unfolded using these three response matrices and the corresponding particle-level distributions are compared. No evidence for significant bias is observed.

Two different methods, which are implemented in RooUnfold [39], are used for unfolding the observed distributions: D'Agostini iteration with early stopping [40], and Singular Value Decomposition (SVD) [41]. The difference between the unfolded distributions produced with these two methods is much smaller than 1%. Our unfolding is done using the D'Agostini iteration and PYTHIA8 CUETP8M1 is used for constructing the response matrix. The SVD method is used as a cross-check.

## 7 Systematic uncertainties

There are multiple sources of uncertainties in the unfolding process, and the contributions from each individual source are added in quadrature to obtain the total uncertainty. Figure 1 shows the total uncertainty and the contributions from various sources as a function of each ESV for the specific range  $225 < H_{T,2} < 298$  GeV.

- *Jet energy scale (JES)*: CMS considers 26 different sources of uncertainties in the JES [42]. To estimate the effect of each source, the four-momentum of each jet is scaled up and down by the corresponding uncertainty, the ESV is calculated, and the response matrix obtained with the nominal JES is used to unfold the distributions obtained with the nominal, scaled up, and scaled down JES values. For each bin of the unfolded distribution, the larger of the differences between the nominal, and the varied ones is taken as the systematic uncertainty. The systematic uncertainties due to different sources are then added in quadrature. For most bins in the distribution of an ESV, the uncertainty is 4–6%. However, it reaches about 12% for the highest and lowest bins of  $\rho_{\text{Tot}}$ , lowest bins of  $\rho_{\text{Tot}}^T$ , and about 8% for the highest bins of  $B_{\text{Tot}}$ . Typically JES is the largest source of systematic uncertainty in the ESVs.
- *Jet energy resolution (JER)*: The JER is obtained from the ratio of  $p_T$  of the two jets in dijet events as a function of  $p_T$  and  $\eta$  [42]. It has been observed that the JER is worse in data compared to simulation. Hence, extra smearing is applied to the simulated events, and different response matrices are constructed. The detector-level distribution of an ESV is unfolded with the different response matrices incorporating the uncertainty due to JER. The estimated uncertainties in the ESVs are of the order of

1%.

- *Unfolding*: The detector-level distribution of an ESV obtained from simulated events of PYTHIA8 CUETP8M1 is unfolded with two response matrices derived from MADGRAPH5\_aMC@NLO and HERWIG++, and compared with the corresponding particle-level distribution in the same sample. Similar exercises are carried out for the MADGRAPH5\_aMC@NLO sample using PYTHIA8 CUETP8M1 and HERWIG++ response matrices, and for the HERWIG++ sample using PYTHIA8 CUETP8M1 and MADGRAPH5\_aMC@NLO response matrices. Out of these six differences for each bin, the largest is taken as the systematic uncertainty. In the closure tests of the individual response matrices, if, for a particular bin, the difference in the unfolded and generated values is larger than the uncertainty already assigned, the larger one is taken as the uncertainty due to the unfolding for that bin. The bias inherent in the DAgostini method is estimated by using different generators. The difference in the unfolded results is included as an unfolding uncertainty. The uncertainty due to unfolding is of the order of 2%, except for a few lowest, and highest bins where it dominates the total uncertainty.
- *Parton distribution function*: The uncertainty due to the PDFs in the particle-level distribution of an ESV is estimated using the 100 sets of NNPDF3.0 replicas. The standard deviation of the 100 values thus obtained for a bin is taken as the uncertainty due to PDFs for that bin. For most bins, the uncertainty due to the PDFs is less than 1%, but increases for higher values of the variables. For  $B_{\text{Tot}}$  the uncertainty due to the PDFs increases very rapidly (>20%) and dominates for the last few bins.

The contribution of other sources of systematic uncertainty, i.e., pileup, and trigger efficiency are negligible.

## 8 Results

The modelling of initial-state radiation (ISR), final-state radiation (FSR) of gluons, and MPI in PYTHIA8 CUETP8M1 is tested by studying each aspect individually, via the comparison of simulated ESV distributions with data, as shown in Figure 2. This study shows that the effect of disabling ISR results in a very large shift of the ESVs to lower values, i.e., reducing the spherical nature of the multijet events. The effect of disabling the FSR is small compared to the ISR, and the effect of MPI is even smaller.

The unfolded distributions for the ESVs obtained from data are compared with the particle-level predictions of various MC generators, as shown in Figures 3–10 for various  $H_{T,2}$  ranges. Comparisons are made to the central predictions of the event generators only. Each figure presents the variables  $\tau_{\perp}$  (upper left),  $B_{\text{Tot}}$  (upper right),  $\rho_{\text{Tot}}$  (lower left), and  $\rho_{\text{Tot}}^{\text{T}}$  (lower right) for a range of  $H_{T,2}$ . The ratios of individual MC predictions to that of data are shown in the lower panel of each plot.

The MPI parameters in the PYTHIA8 Monash and CUETP8M1 tunes are very similar. The predictions of these two tunes agree well for the four ESVs studied. In general, the agreement between them improves with increasing  $H_{T,2}$ . Both tunes show good agreement with data for the  $\tau_{\perp}$  and  $\rho_{\text{Tot}}^{\text{T}}$  variables, except for the two lowest ranges of  $H_{T,2}$ , and both overestimate the multijet contribution to  $\rho_{\text{Tot}}$  and  $B_{\text{Tot}}$ . We note that  $\tau_{\perp}$  and  $\rho_{\text{Tot}}^{\text{T}}$  variables are evaluated in the transverse plane, whereas  $B_{\text{Tot}}$  and  $\rho_{\text{Tot}}$  are evaluated using both longitudinal and transverse components of the jets. This indicates that the treatment of the energy flow in the transverse plane is modelled well in the Monash and CUETP8M1 tunes of PYTHIA8, whereas the energy



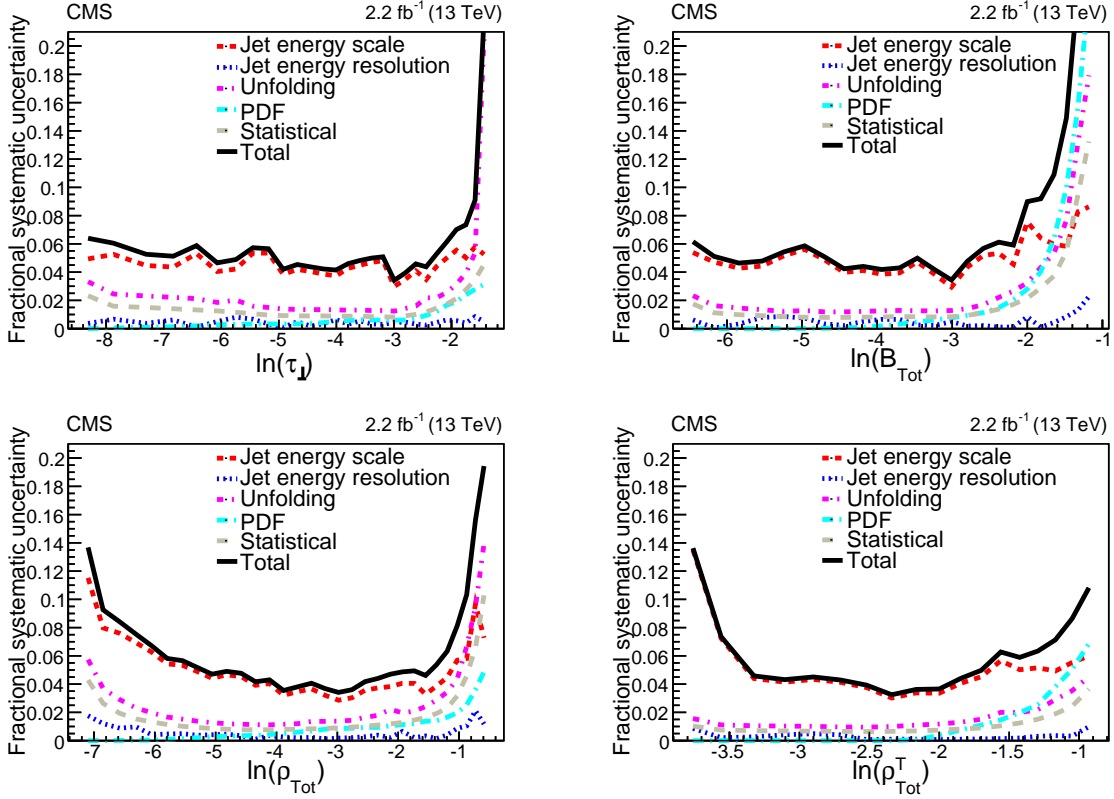


Figure 1: Total uncertainty (black line) for the four event shape variables: the complement of transverse thrust ( $\tau_{\perp}$ ) (upper left), total jet broadening ( $B_{\text{Tot}}$ ) (upper right), total jet mass ( $\rho_{\text{Tot}}$ ) (lower left) and total transverse jet mass ( $\rho_{\text{Tot}}^{\text{T}}$ ) (lower right) evaluated with jets for  $225 < H_{\text{T}2} < 298$  GeV. The contributions from different sources are also shown in each plot: JES (red dashed line), JER (blue dotted line), unfolding (pink dash-dotted line), PDF (light-blue dash-dotted line) and statistics (grey dashed line).

flow out of the transverse plane is not.

The HERWIG++ generator shows good agreement with data for all four ESVs studied, and it is better than the CUETP8M1 and Monash tunes of PYTHIA8 in predicting  $\rho_{\text{Tot}}$  and  $B_{\text{Tot}}$ . This implies its better treatment of energy flow out of the transverse plane. Although both PYTHIA8 and HERWIG++ use a PS approach to generate multijet events and hadronization, the former uses string fragmentation and a  $p_{\text{T}}$ -ordered shower, whereas the latter uses cluster fragmentation and angular-ordered shower.

The MADGRAPH5\_aMC@NLO generator shows good agreement with data for  $\tau_{\perp}$  and  $\rho_{\text{Tot}}^{\text{T}}$  and its agreement with data for  $\rho_{\text{Tot}}$  and  $B_{\text{Tot}}$  is much better compared to the CUETP8M1 and Monash tunes of PYTHIA8. The ME approach for generating multiparton hard scattering processes models the transverse as well as longitudinal flows of energy better than PYTHIA8.

The following features emerge from the comparison plots of the four ESVs.. Agreement between data and benchmark event generators improves with  $H_{\text{T}2}$ . Figure 11 shows the evolution of the mean value of each ESV with  $H_{\text{T}2}$  and confirms the above observations. With higher  $H_{\text{T}2}$ , the initial partons are more boosted, and hence the event tends to be less spherical. Also,  $\alpha_s$  decreases with  $H_{\text{T}2}$ , resulting in less emission of hard gluons, which further spoils the multijet, spherical nature of the event. Thus, the mean value of each ESV decreases with increasing  $H_{\text{T}2}$ .

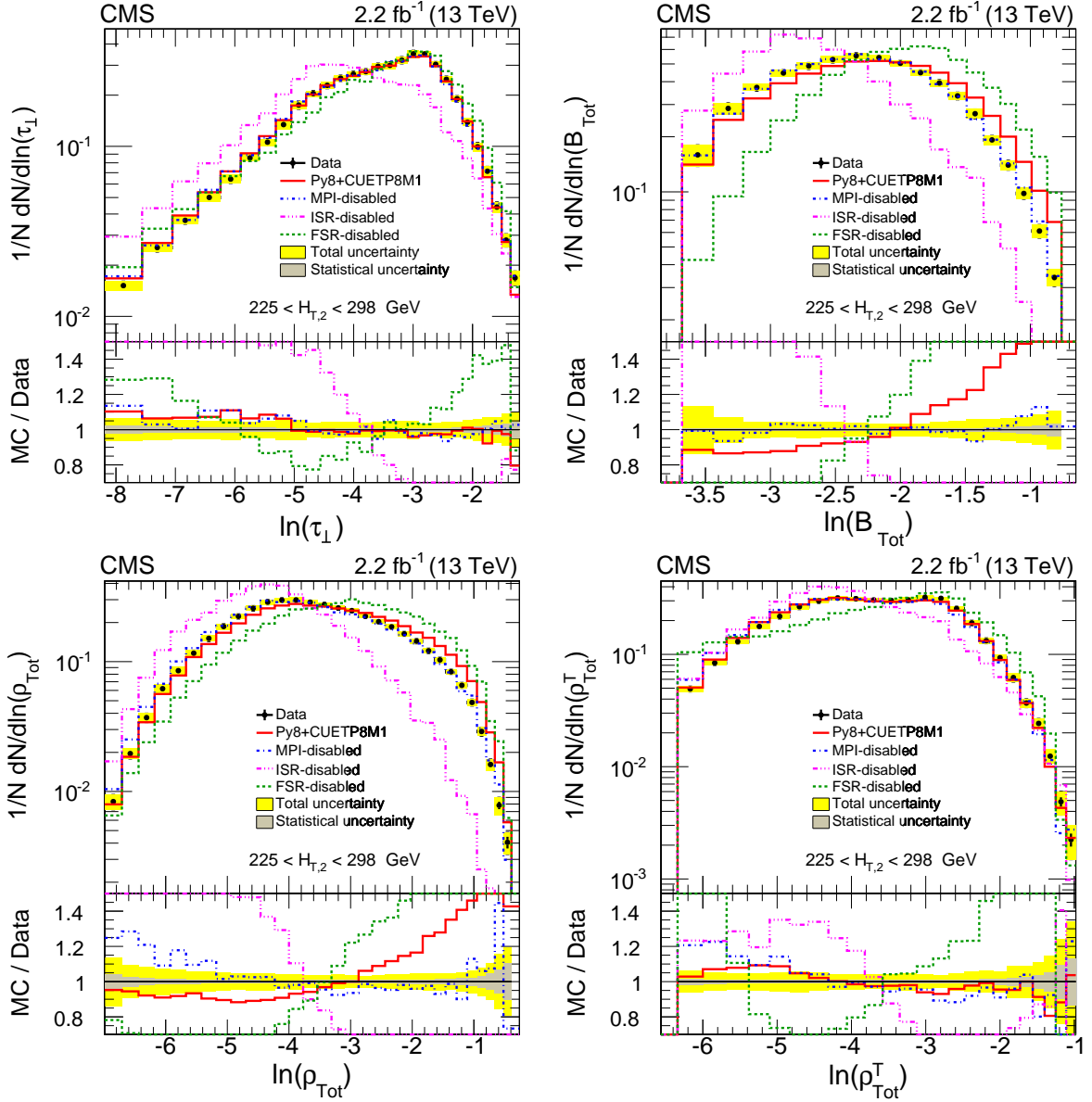


Figure 2: The effects of MPI, ISR, and FSR in PYTHIA8 CUETP8M1 on  $\tau_{\perp}$  (upper left),  $B_{Tot}$  (upper right),  $\rho_{Tot}$  (lower left) and  $\rho_{Tot}^T$  (lower right) for a typical range  $225 < H_{T,2} < 298$  GeV. The ratio plots for simulation (MC) with respect to data are shown in the lower panel of each plot. The inner gray band represents the statistical uncertainty and the yellow band represents the total uncertainty (systematic + statistical) in each plot.

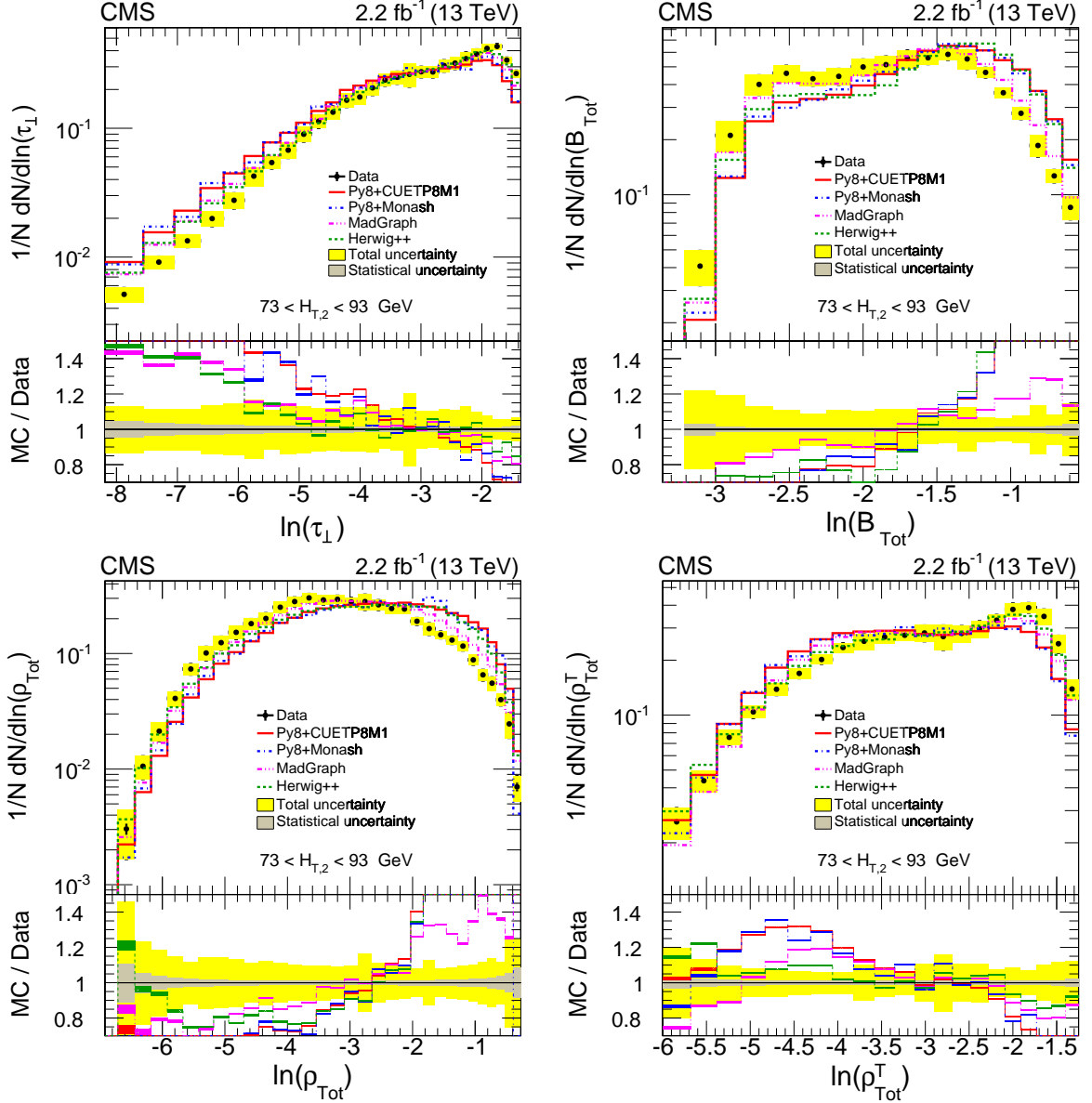


Figure 3: Normalized differential distributions of unfolded data compared with theoretical (MC) predictions of PYTHIA8 CUETP8M1 (red line), PYTHIA8 Monash (blue dash-dotted line), MADGRAPH5\_aMC@NLO (pink dash-dot-dotted line) and HERWIG++ (brown dash-dot-dotted line) as a function of ESV: complement of transverse thrust ( $\tau_{\perp}$ ) (upper left), total jet broadening ( $B_{Tot}$ ) (upper right), total jet mass ( $\rho_{Tot}$ ) (lower left) and total transverse jet mass ( $\rho_{Tot}^T$ ) (lower right) for  $73 < H_{T,2} < 93$  GeV. In each ratio plot, the inner gray band represents statistical uncertainty and the yellow band represents the total uncertainty (systematic and statistical components added in quadrature) on data and the MC predictions include only statistical uncertainty.

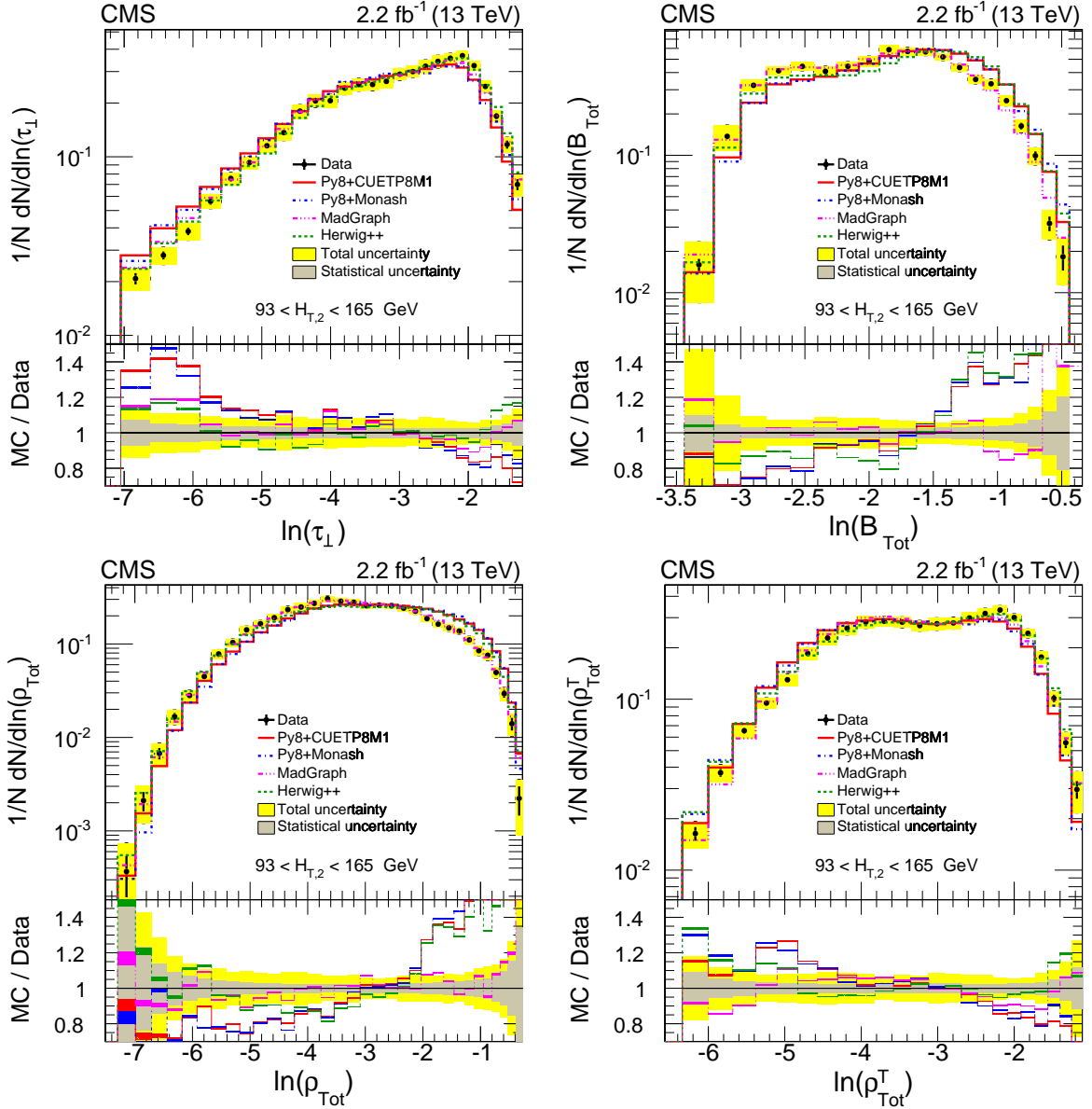


Figure 4: Normalized differential distributions of unfolded data compared with theoretical (MC) predictions of PYTHIA8 CUETP8M1 (red line), PYTHIA8 Monash (blue dash-dotted line), MADGRAPH5\_aMC@NLO (pink dash-dot-dotted line) and HERWIG++ (brown dash-dot-dotted line) as a function of ESV: complement of transverse thrust ( $\tau_{\perp}$ ) (upper left), total jet broadening ( $B_{\text{Tot}}$ ) (upper right), total jet mass ( $\rho_{\text{Tot}}$ ) (lower left) and total transverse jet mass ( $\rho_{\text{Tot}}^{\text{T}}$ ) (lower right) for  $93 < H_{T,2} < 165$  GeV. In each ratio plot, the inner gray band represents statistical uncertainty and the yellow band represents the total uncertainty (systematic and statistical components added in quadrature) on data and the MC predictions include only statistical uncertainty.

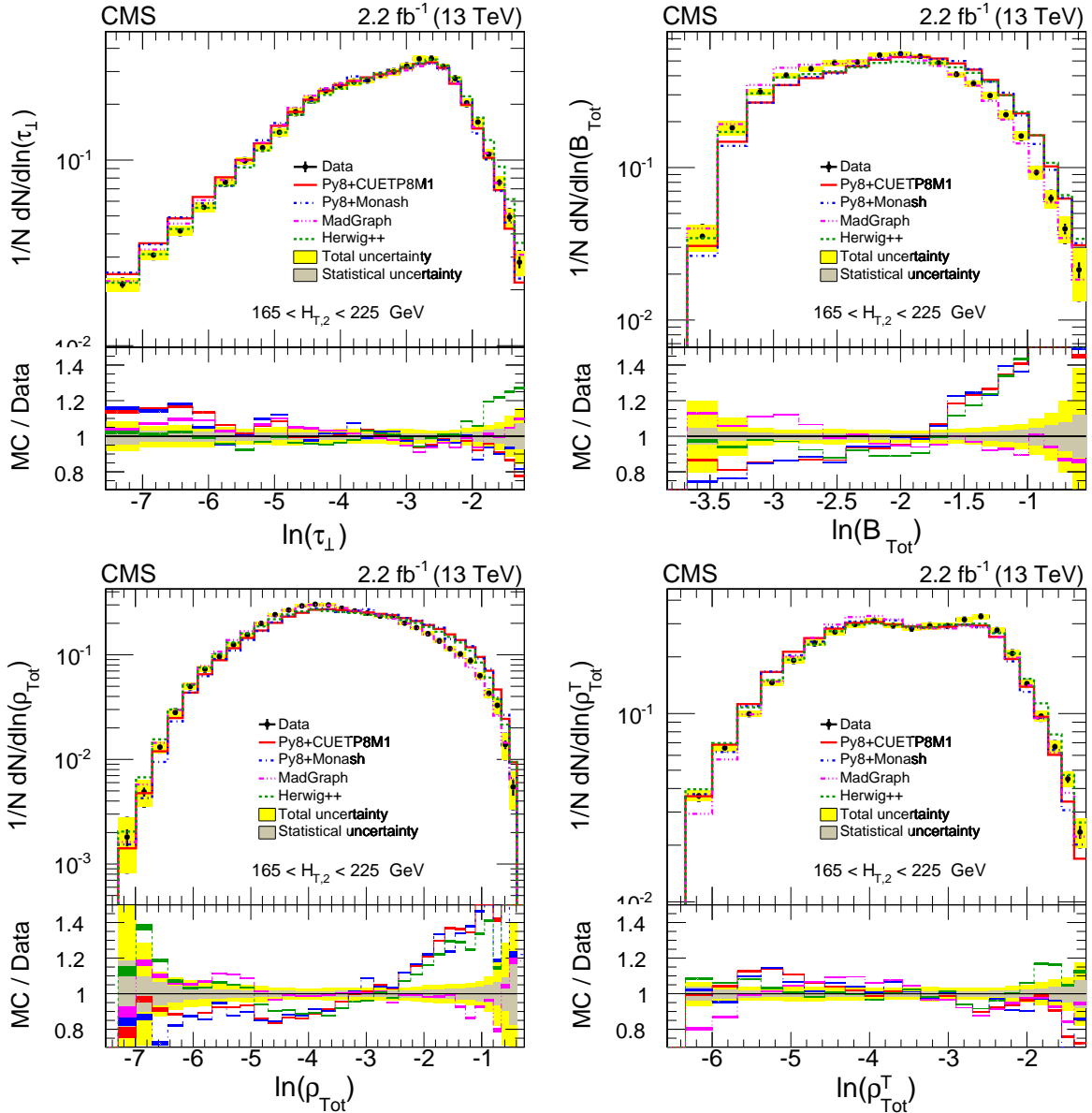


Figure 5: Normalized differential distributions of unfolded data compared with theoretical (MC) predictions of PYTHIA8 CUETP8M1 (red line), PYTHIA8 Monash (blue dash-dotted line), MADGRAPH5\_aMC@NLO (pink dash-dot-dotted line) and HERWIG++ (brown dash-dot-dotted line) as a function of ESV: complement of transverse thrust ( $\tau_{\perp}$ ) (upper left), total jet broadening ( $B_{\text{Tot}}$ ) (upper right), total jet mass ( $\rho_{\text{Tot}}$ ) (lower left) and total transverse jet mass ( $\rho_{\text{Tot}}^T$ ) (lower right) for  $165 < H_{T,2} < 225$  GeV. In each ratio plot, the inner gray band represents statistical uncertainty and the yellow band represents the total uncertainty (systematic and statistical components added in quadrature) on data and the MC predictions include only statistical uncertainty.

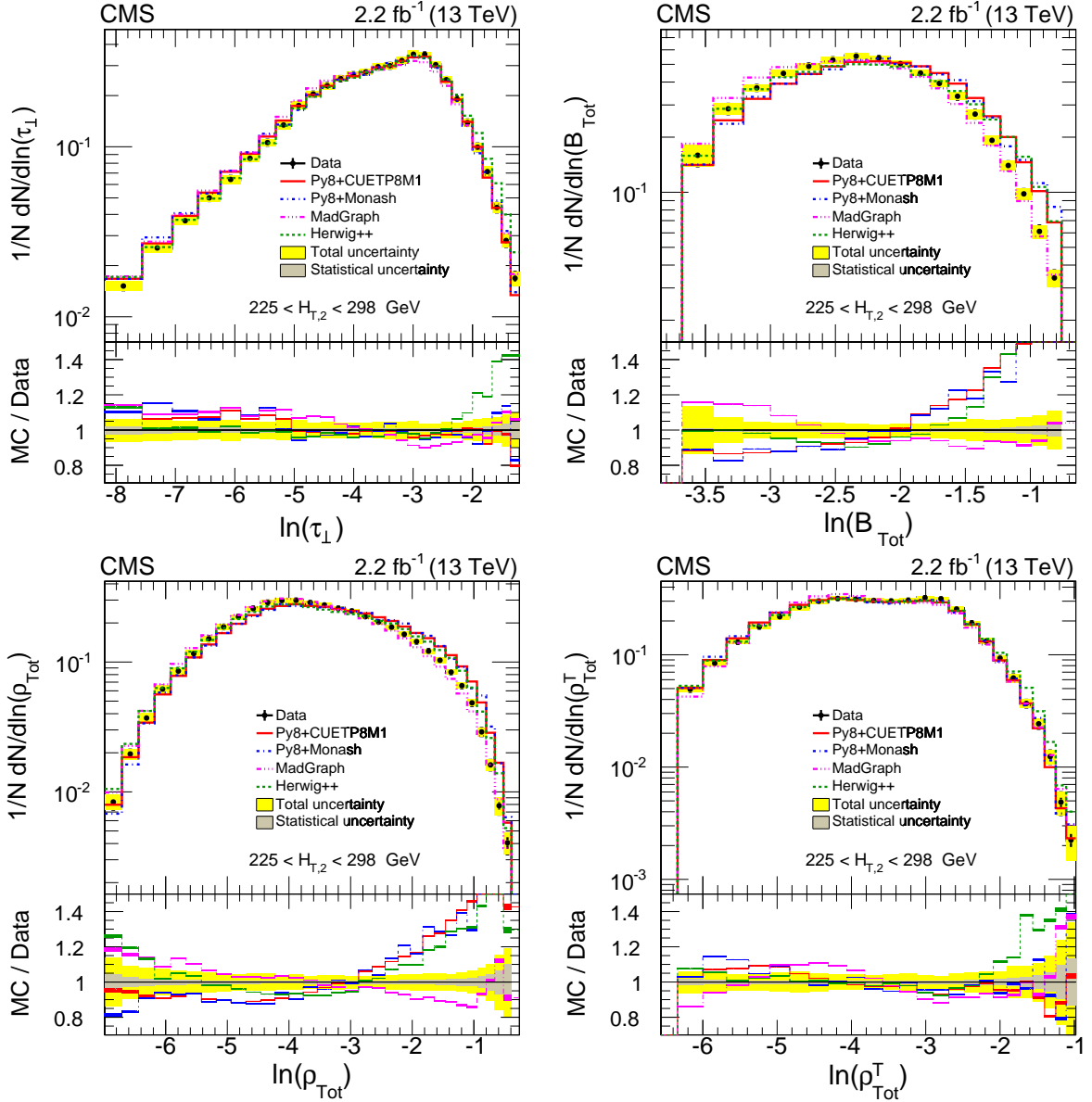


Figure 6: Normalized differential distributions of unfolded data compared with theoretical (MC) predictions of PYTHIA8 CUETP8M1 (red line), PYTHIA8 Monash (blue dash-dotted line), MADGRAPH5\_aMC@NLO (pink dash-dot-dotted line) and HERWIG++ (brown dash-dot-dotted line) as a function of ESV: complement of transverse thrust ( $\tau_{\perp}$ ) (upper left), total jet broadening ( $B_{\text{Tot}}$ ) (upper right), total jet mass ( $\rho_{\text{Tot}}$ ) (lower left) and total transverse jet mass ( $\rho_{\text{Tot}}^T$ ) (lower right) for  $225 < H_{T,2} < 298$  GeV. In each ratio plot, the inner gray band represents statistical uncertainty and the yellow band represents the total uncertainty (systematic and statistical components added in quadrature) on data and the MC predictions include only statistical uncertainty.

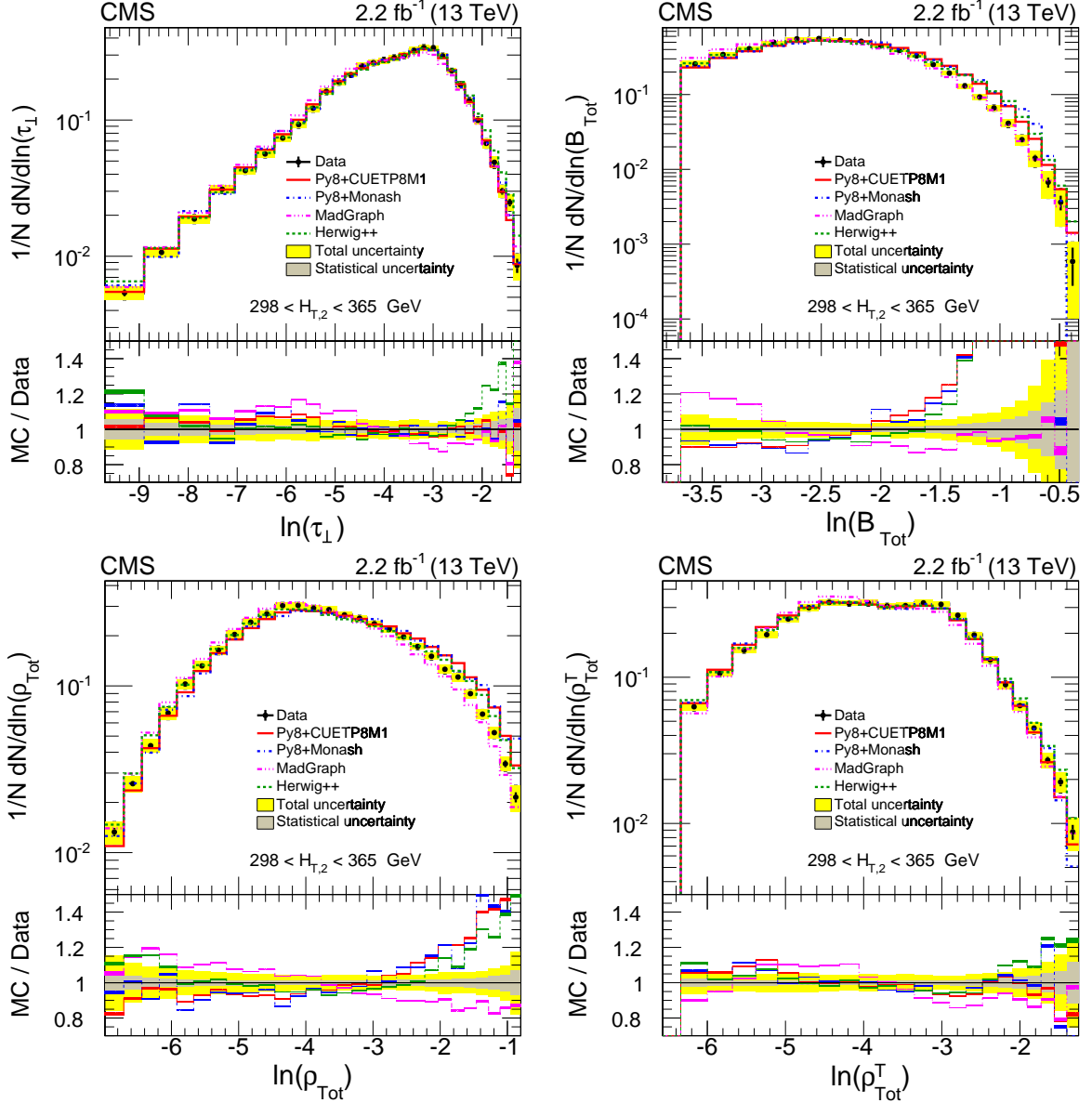


Figure 7: Normalized differential distributions of unfolded data compared with theoretical (MC) predictions of PYTHIA8 CUETP8M1 (red line), PYTHIA8 Monash (blue dash-dotted line), MADGRAPH5\_aMC@NLO (pink dash-dot-dotted line) and HERWIG++ (brown dash-dot-dotted line) as a function of ESV: complement of transverse thrust ( $\tau_{\perp}$ ) (upper left), total jet broadening ( $B_{\text{Tot}}$ ) (upper right), total jet mass ( $\rho_{\text{Tot}}$ ) (lower left) and total transverse jet mass ( $\rho_{\text{Tot}}^T$ ) (lower right) for  $298 < H_{T,2} < 365$  GeV. In each ratio plot, the inner gray band represents statistical uncertainty and the yellow band represents the total uncertainty (systematic and statistical components added in quadrature) on data and the MC predictions include only statistical uncertainty.

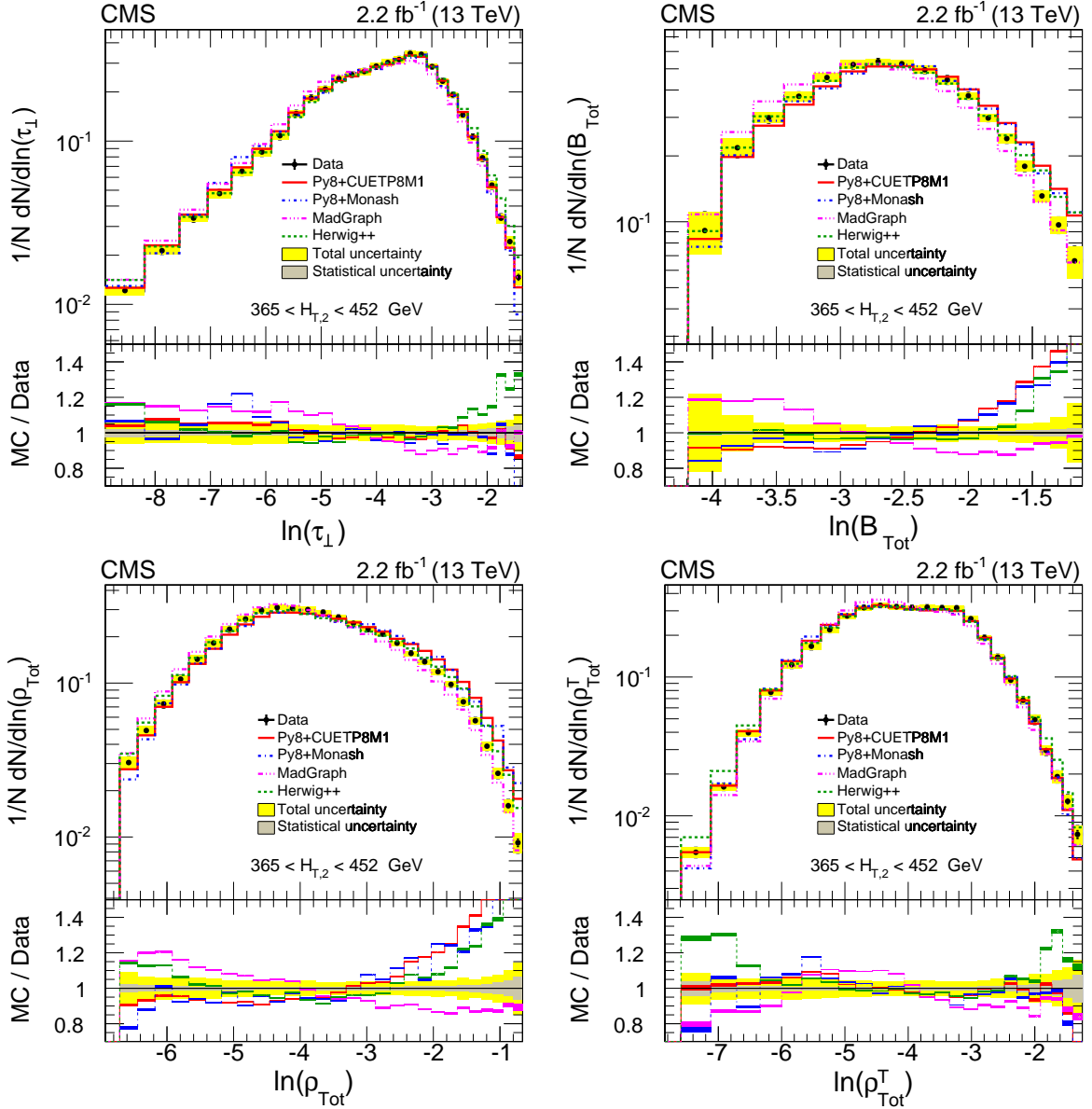


Figure 8: Normalized differential distributions of unfolded data compared with theoretical (MC) predictions of PYTHIA8 CUETP8M1 (red line), PYTHIA8 Monash (blue dash-dotted line), MADGRAPH5\_aMC@NLO (pink dash-dot-dotted line) and HERWIG++ (brown dash-dot-dotted line) as a function of ESV: complement of transverse thrust ( $\tau_{\perp}$ ) (upper left), total jet broadening ( $B_{\text{Tot}}$ ) (upper right), total jet mass ( $\rho_{\text{Tot}}$ ) (lower left) and total transverse jet mass ( $\rho_{\text{Tot}}^{\text{T}}$ ) (lower right) for  $365 < H_{T,2} < 452 \text{ GeV}$ . In each ratio plot, the inner gray band represents statistical uncertainty and the yellow band represents the total uncertainty (systematic and statistical components added in quadrature) on data and the MC predictions include only statistical uncertainty.



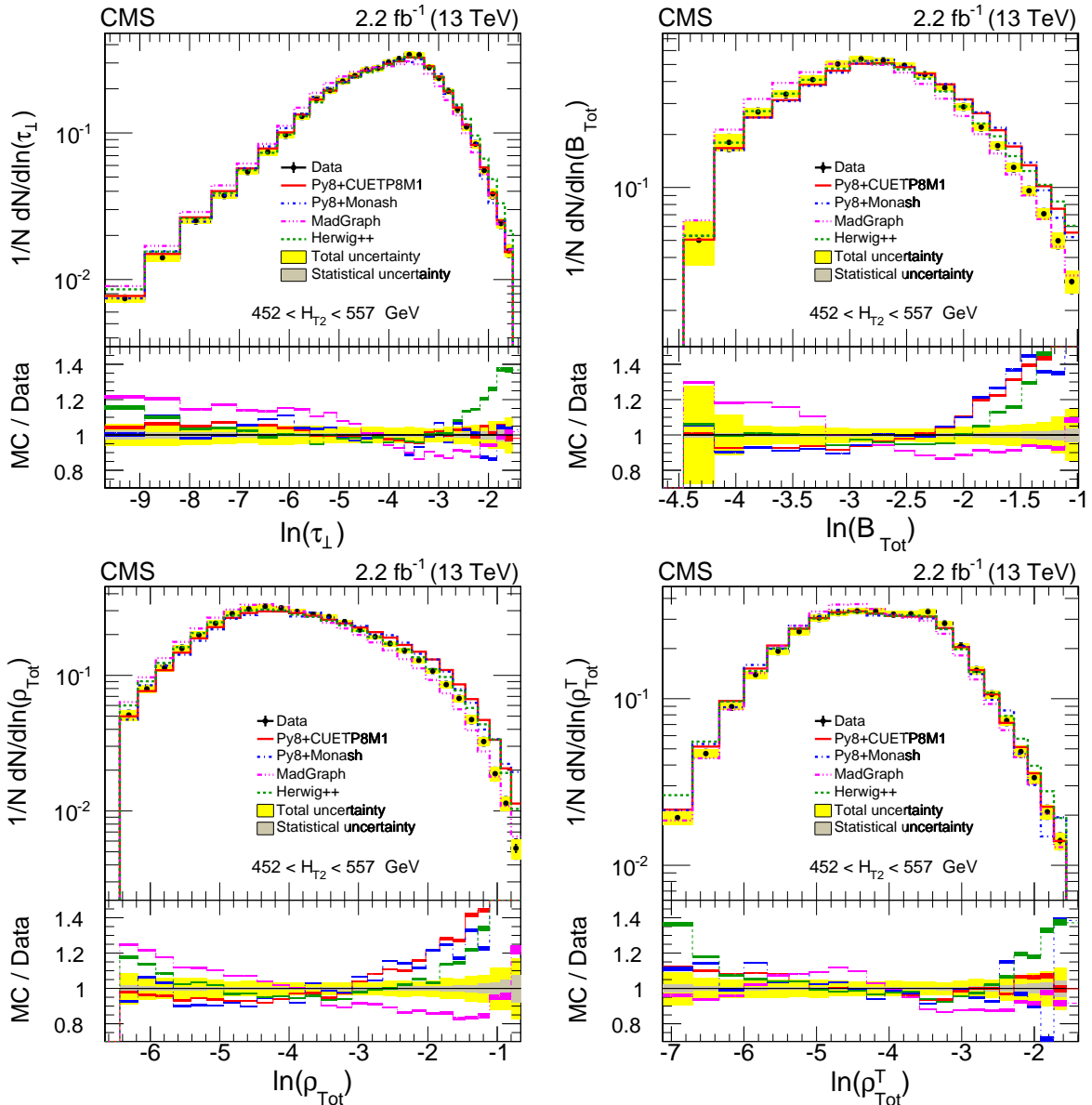


Figure 9: Normalized differential distributions of unfolded data compared with theoretical (MC) predictions of PYTHIA8 CUETP8M1 (red line), PYTHIA8 Monash (blue dash-dotted line), MADGRAPH5\_aMC@NLO (pink dash-dot-dotted line) and HERWIG++ (brown dash-dot-dotted line) as a function of ESV: complement of transverse thrust ( $\tau_{\perp}$ ) (upper left), total jet broadening ( $B_{\text{Tot}}$ ) (upper right), total jet mass ( $\rho_{\text{Tot}}$ ) (lower left) and total transverse jet mass ( $\rho_{\text{Tot}}^T$ ) (lower right) for  $452 < H_{T2} < 557$  GeV. In each ratio plot, the inner gray band represents statistical uncertainty and the yellow band represents the total uncertainty (systematic and statistical components added in quadrature) on data and the MC predictions include only statistical uncertainty.

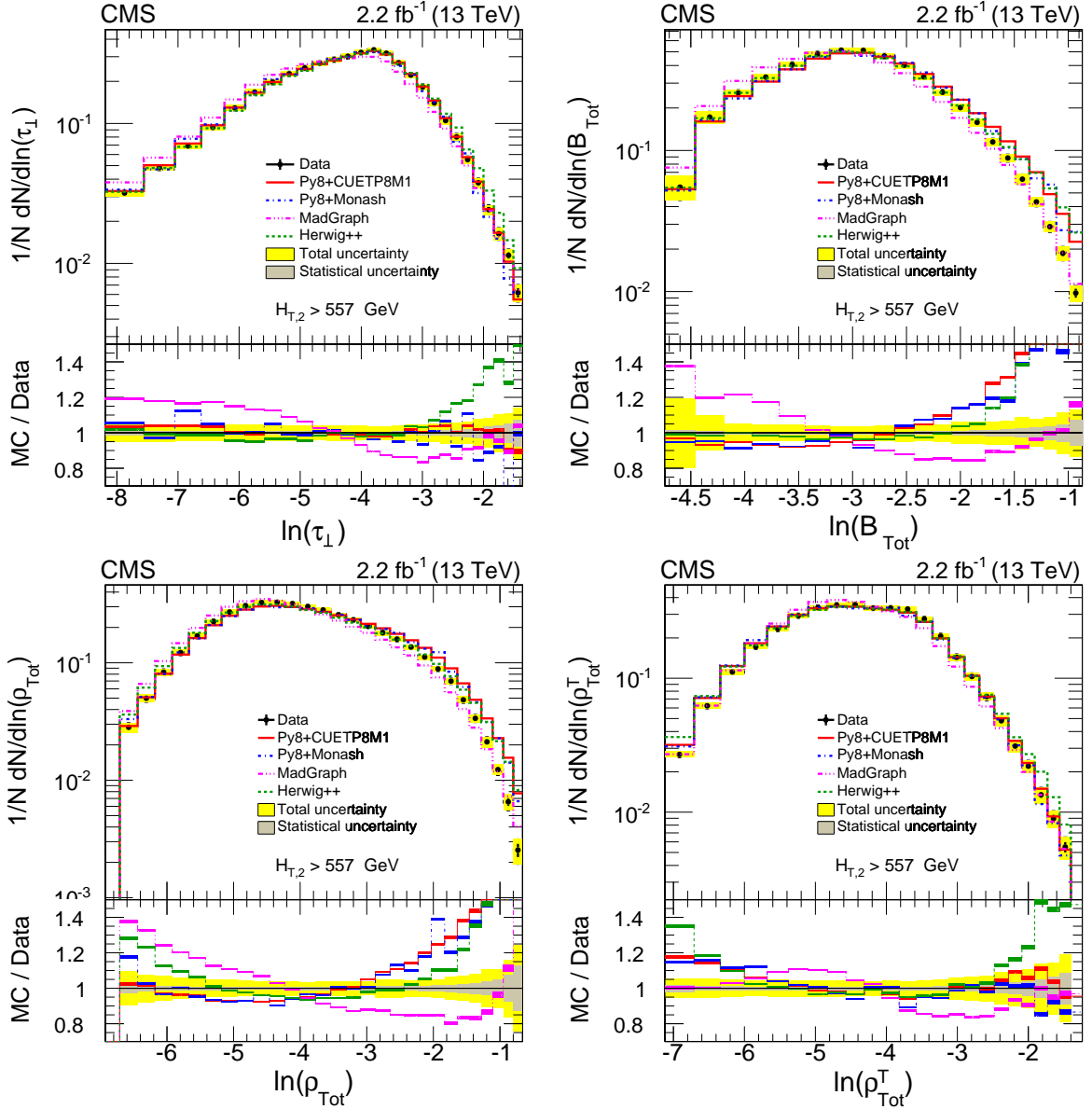


Figure 10: Normalized differential distributions of unfolded data compared with theoretical (MC) predictions of PYTHIA8 CUETP8M1 (red line), PYTHIA8 Monash (blue dash-dotted line), MADGRAPH5\_aMC@NLO (pink dash-dot-dotted line) and HERWIG++ (brown dash-dot-dotted line) as a function of ESV: complement of transverse thrust ( $\tau_{\perp}$ ) (upper left), total jet broadening ( $B_{\text{Tot}}$ ) (upper right), total jet mass ( $\rho_{\text{Tot}}$ ) (lower left) and total transverse jet mass ( $\rho_{\text{Tot}}^T$ ) (lower right) for  $H_{T,2} > 557$  GeV. In each ratio plot, the inner gray band represents statistical uncertainty and the yellow band represents the total uncertainty (systematic and statistical components added in quadrature) on data and the MC predictions include only statistical uncertainty.

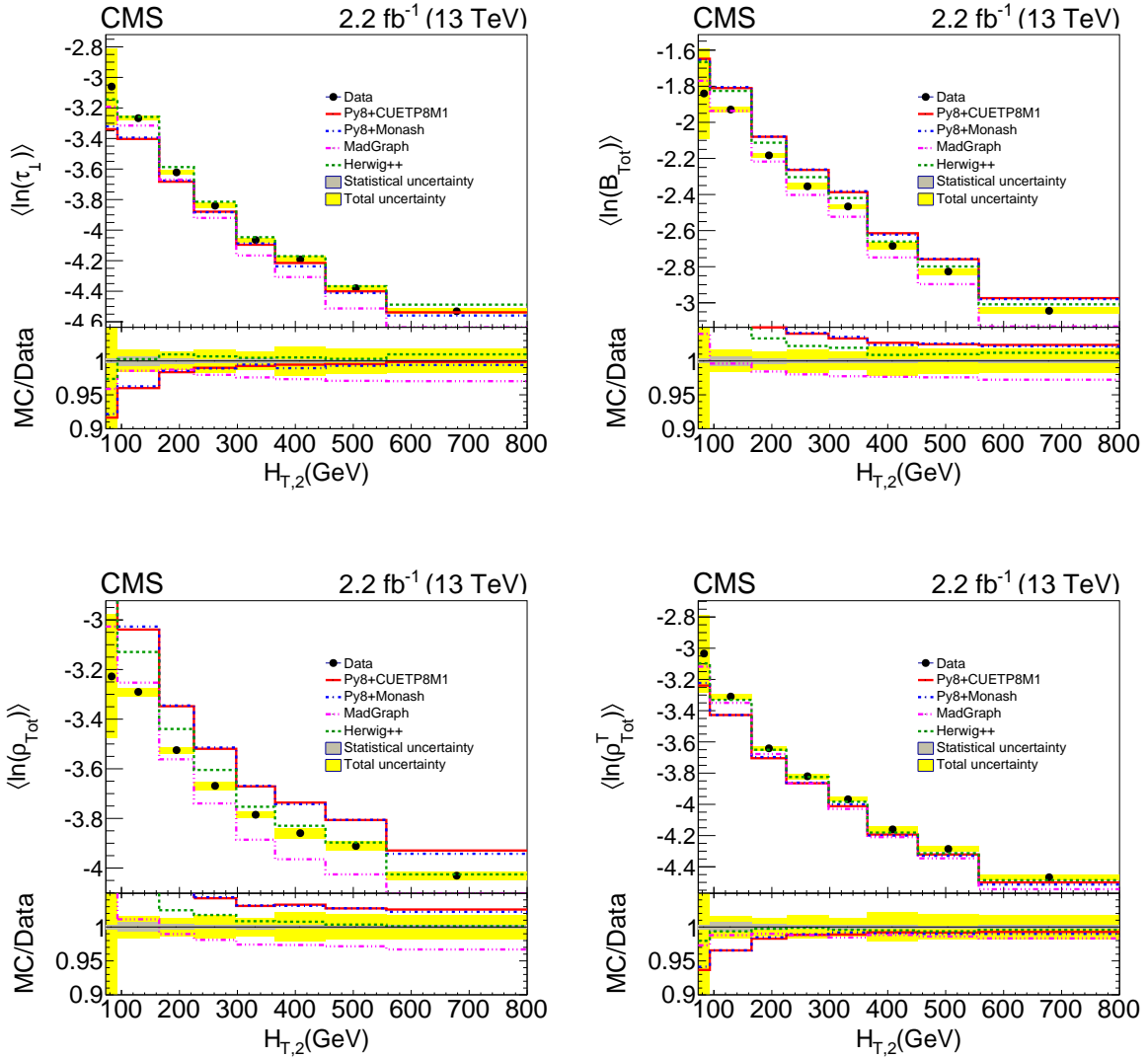


Figure 11: The evolution of the mean of  $\tau_{\perp}$  (upper left),  $B_{\text{Tot}}$  (upper right),  $\rho_{\text{Tot}}$  (lower left) and  $\rho_{\text{Tot}}^T$  (lower right) and with increasing  $H_{T,2}$ . The ratio plots with respect to data are presented in the bottom panel to compare predictions of PYTHIA8 CUETP8M1 (red line), PYTHIA8 Monash (blue dash-dotted line), MADGRAPH5\_aMC@NLO (pink dash-dot-dotted line) and HERWIG++ (brown dash-dot-dotted line). The yellow band represents the total uncertainty (systematic and statistical components added in quadrature).

## 9 Summary

This paper presents the first measurement at  $\sqrt{s} = 13$  TeV of four event shape variables: complement of transverse thrust ( $\tau_{\perp}$ ), total jet broadening ( $B_{\text{Tot}}$ ), total jet mass ( $\rho_{\text{Tot}}$ ), and total transverse jet mass ( $\rho_{\text{Tot}}^{\text{T}}$ ) using proton-proton collision data. It also covers a wider range of energy than the analysis at  $\sqrt{s} = 7$  TeV [19, 22]. Data are compared with theoretical predictions from event generators PYTHIA8, HERWIG++, and MADGRAPH5\_aMC@NLO+PYTHIA8. The PYTHIA8 generator describes the flow of energy in the transverse plane well as seen in the  $\tau_{\perp}$  and  $\rho_{\text{Tot}}^{\text{T}}$  distributions. HERWIG++ and MADGRAPH5\_aMC@NLO show good agreement with the data for all the four event shape variables and are better than PYTHIA8 in predicting  $\rho_{\text{Tot}}$  and  $B_{\text{Tot}}$ . A study of the effects of initial state radiation, final state radiation, and multiple parton interactions in PYTHIA8 is also presented.

## Acknowledgments

We congratulate our colleagues in the CERN accelerator departments for the excellent performance of the LHC and thank the technical and administrative staffs at CERN and at other CMS institutes for their contributions to the success of the CMS effort. In addition, we gratefully acknowledge the computing centres and personnel of the Worldwide LHC Computing Grid for delivering so effectively the computing infrastructure essential to our analyses. Finally, we acknowledge the enduring support for the construction and operation of the LHC and the CMS detector provided by the following funding agencies: BMBWF and FWF (Austria); FNRS and FWO (Belgium); CNPq, CAPES, FAPERJ, FAPERGS, and FAPESP (Brazil); MES (Bulgaria); CERN; CAS, MoST, and NSFC (China); COLCIENCIAS (Colombia); MSES and CSF (Croatia); RPF (Cyprus); SENESCYT (Ecuador); MoER, ERC IUT, and ERDF (Estonia); Academy of Finland, MEC, and HIP (Finland); CEA and CNRS/IN2P3 (France); BMBF, DFG, and HGF (Germany); GSRT (Greece); NKFIA (Hungary); DAE and DST (India); IPM (Iran); SFI (Ireland); INFN (Italy); MSIP and NRF (Republic of Korea); MES (Latvia); LAS (Lithuania); MOE and UM (Malaysia); BUAP, CINVESTAV, CONACYT, LNS, SEP, and UASLP-FAI (Mexico); MOS (Montenegro); MBIE (New Zealand); PAEC (Pakistan); MSHE and NSC (Poland); FCT (Portugal); JINR (Dubna); MON, RosAtom, RAS, RFBR, and NRC KI (Russia); MESTD (Serbia); SEIDI, CPAN, PCTI, and FEDER (Spain); MOSTR (Sri Lanka); Swiss Funding Agencies (Switzerland); MST (Taipei); ThEPCenter, IPST, STAR, and NSTDA (Thailand); TUBITAK and TAEK (Turkey); NASU and SFFR (Ukraine); STFC (United Kingdom); DOE and NSF (USA).

Individuals have received support from the Marie-Curie programme and the European Research Council and Horizon 2020 Grant, contract No. 675440 (European Union); the Leventis Foundation; the A. P. Sloan Foundation; the Alexander von Humboldt Foundation; the Belgian Federal Science Policy Office; the Fonds pour la Formation à la Recherche dans l'Industrie et dans l'Agriculture (FRIA-Belgium); the Agentschap voor Innovatie door Wetenschap en Technologie (IWT-Belgium); the F.R.S.-FNRS and FWO (Belgium) under the "Excellence of Science - EOS" - be.h project n. 30820817; the Ministry of Education, Youth and Sports (MEYS) of the Czech Republic; the Lendület ("Momentum") Programme and the János Bolyai Research Scholarship of the Hungarian Academy of Sciences, the New National Excellence Program ÚNKP, the NKFIA research grants 123842, 123959, 124845, 124850 and 125105 (Hungary); the Council of Science and Industrial Research, India; the HOMING PLUS programme of the Foundation for Polish Science, cofinanced from European Union, Regional Development Fund, the Mobility Plus programme of the Ministry of Science and Higher Education, the National Science Center (Poland), contracts Harmonia 2014/14/M/ST2/00428, Opus 2014/13/B/ST2/02543, 2014/15/B/ST2/03998, and 2015/19/B/ST2/02861, Sonata-bis 2012/07/E/ST2/01406; the

National Priorities Research Program by Qatar National Research Fund; the Programa Estatal de Fomento de la Investigación Científica y Técnica de Excelencia María de Maeztu, grant MDM-2015-0509 and the Programa Severo Ochoa del Principado de Asturias; the Thalís and Aristeia programmes cofinanced by EU-ESF and the Greek NSRF; the Rachadapisek Sompot Fund for Postdoctoral Fellowship, Chulalongkorn University and the Chulalongkorn Academic into Its 2nd Century Project Advancement Project (Thailand); the Welch Foundation, contract C-1845; and the Weston Havens Foundation (USA).

## References

- [1] A. Banfi, G. P. Salam, and G. Zanderighi, “Resummed event shapes at hadron-hadron colliders”, *JHEP* **08** (2004) 062, doi:10.1088/1126-6708/2004/08/062, arXiv:hep-ph/0407287.
- [2] A. Banfi, G. P. Salam, and G. Zanderighi, “Phenomenology of event shapes at hadron colliders”, *JHEP* **06** (2010) 038, doi:10.1007/JHEP06(2010)038, arXiv:1001.4082.
- [3] M. Dasgupta and G. P. Salam, “Event shapes in  $e^+e^-$  annihilation and deep inelastic scattering”, *J. Phys. G* **30** (2004) R143, doi:10.1088/0954-3899/30/5/R01, arXiv:hep-ph/0312283.
- [4] M. Rubin, G. P. Salam, and S. Sapeta, “Giant QCD K-factors beyond NLO”, *JHEP* **09** (2010) 084, doi:10.1007/JHEP09(2010)084, arXiv:1006.2144.
- [5] R. W. L. Jones et al., “Theoretical uncertainties on  $\alpha_s$  from event shape variables in  $e^+e^-$  annihilations”, *JHEP* **12** (2003) 007, doi:10.1088/1126-6708/2003/12/007, arXiv:hep-ph/0312016.
- [6] G. Dissertori et al., “First determination of the strong coupling constant using NNLO predictions for hadronic event shapes in  $e^+e^-$  annihilations”, *JHEP* **02** (2008) 040, doi:10.1088/1126-6708/2008/02/040, arXiv:0712.0327.
- [7] G. Dissertori et al., “Determination of the strong coupling constant using matched NNLO+NLLA predictions for hadronic event shapes in  $e^+e^-$  annihilations”, *JHEP* **08** (2009) 036, doi:10.1088/1126-6708/2009/08/036, arXiv:0906.3436.
- [8] R. M. Chatterjee, M. Guchait, and D. Sengupta, “Probing supersymmetry using event shape variables at 8 TeV LHC”, *Phys. Rev. D* **86** (2012) 075014, doi:10.1103/PhysRevD.86.075014, arXiv:1206.5770.
- [9] A. Datta, A. Datta, and S. Poddar, “Enriching the exploration of the mUED model with event shape variables at the CERN LHC”, *Phys. Lett. B* **712** (2012) 219, doi:10.1016/j.physletb.2012.03.012, arXiv:1111.2912.
- [10] P. Konar and P. Roy, “Event shape discrimination of supersymmetry from large extra dimensions at a linear collider”, *Phys. Lett. B* **634** (2006) 295, doi:10.1016/j.physletb.2006.01.056, arXiv:hep-ph/0509161.
- [11] ALEPH Collaboration, “Studies of QCD at  $e^+e^-$  centre-of-mass energies between 91 GeV and 209 GeV”, *Eur. Phys. J. C* **35** (2004) 457, doi:10.1140/epjc/s2004-01891-4.

- 
- [12] DELPHI Collaboration, “Tuning and test of fragmentation models based on identified particles and precision event shape data”, *Z. Phys. C* **73** (1996) 11, doi:10.1007/s002880050295.
- [13] L3 Collaboration, “Study of hadronic events and measurements of  $\alpha_s$  between 30 GeV and 91 GeV”, *Phys. Lett. B* **411** (1997) 339, doi:10.1016/S0370-2693(97)01000-9.
- [14] L3 Collaboration, “Studies of hadronic event structure in  $e^+e^-$  annihilation from 30 GeV to 209 GeV with the L3 detector”, *Phys. Rept.* **399** (2004) 71, doi:10.1016/j.physrep.2004.07.002, arXiv:hep-ex/0406049.
- [15] OPAL Collaboration, “A determination of  $\alpha_s$  (M(Z0)) at LEP using resummed QCD calculations”, *Z. Phys. C* **59** (1993) 1, doi:10.1007/BF01555834.
- [16] H1 Collaboration, “Measurement of event shape variables in deep-inelastic scattering at HERA”, *Eur. Phys. J. C* **46** (2006) 343, doi:10.1140/epjc/s2006-02493-x, arXiv:hep-ex/0512014.
- [17] CDF Collaboration, “Measurement of event shapes in proton-antiproton collisions at center-of-mass energy 1.96 TeV”, *Phys. Rev. D* **83** (2011) 112007, doi:10.1103/PhysRevD.83.112007, arXiv:1103.5143.
- [18] T. Sjöstrand, S. Mrenna, and P. Z. Skands, “PYTHIA 6.4 Physics and manual”, *JHEP* **05** (2006) 026, doi:10.1088/1126-6708/2006/05/026, arXiv:hep-ph/0603175.
- [19] CMS Collaboration, “First measurement of hadronic event shapes in pp collisions at  $\sqrt{s} = 7$  TeV”, *Phys. Lett. B* **699** (2011) 48, doi:10.1016/j.physletb.2011.03.060, arXiv:1102.0068.
- [20] CMS Collaboration, “Event shapes and azimuthal correlations in Z+jets events in pp collisions at  $\sqrt{s} = 7$  TeV”, *Phys. Lett. B* **722** (2013) 238, doi:10.1016/j.physletb.2013.04.025, arXiv:1301.1646.
- [21] CMS Collaboration, “Jet and underlying event properties as a function of charged-particle multiplicity in proton-proton collisions at  $\sqrt{s} = 7$  TeV”, *Eur. Phys. J. C* **73** (2013) 2674, doi:10.1140/epjc/s10052-013-2674-5, arXiv:1310.4554.
- [22] CMS Collaboration, “Study of hadronic event-shape variables in multijet final states in pp collisions at  $\sqrt{s} = 7$  TeV”, *JHEP* **10** (2014) 087, doi:10.1007/JHEP10(2014)087, arXiv:1407.2856.
- [23] ATLAS Collaboration, “Measurement of event shapes at large momentum transfer with the ATLAS detector in pp collisions at  $\sqrt{s} = 7$  TeV”, *Eur. Phys. J. C* **72** (2012) 2211, doi:10.1140/epjc/s10052-012-2211-y, arXiv:1206.2135.
- [24] ATLAS Collaboration, “Measurement of charged-particle event shape variables in  $\sqrt{s} = 7$  TeV proton-proton interactions with the ATLAS detector”, *Phys. Rev. D* **88** (2013) 032004, doi:10.1103/PhysRevD.88.032004, arXiv:1207.6915.
- [25] ATLAS Collaboration, “Measurement of event-shape observables in  $Z \rightarrow \ell^+\ell^-$  events in pp collisions at  $\sqrt{s} = 7$  TeV with the ATLAS detector at the LHC”, *Eur. Phys. J. C* **76** (2016) 375, doi:10.1140/epjc/s10052-016-4176-8, arXiv:1602.08980.

- [26] ALICE Collaboration, “Transverse sphericity of primary charged particles in minimum bias proton-proton collisions at  $\sqrt{s} = 0.9, 2.76$  and  $7$  TeV”, *Eur. Phys. J. C* **72** (2012) 2124, doi:10.1140/epjc/s10052-012-2124-9, arXiv:1205.3963.
- [27] T. Sjöstrand et al., “An Introduction to PYTHIA 8.2”, *Comput. Phys. Commun.* **191** (2015) 159, doi:10.1016/j.cpc.2015.01.024, arXiv:1410.3012.
- [28] J. Alwall et al., “The automated computation of tree-level and next-to-leading order differential cross sections, and their matching to parton shower simulations”, *JHEP* **07** (2014) 079, doi:10.1007/JHEP07(2014)079, arXiv:1405.0301.
- [29] J. Bellm et al., “Herwig 7.0/Herwig++ 3.0 release note”, *Eur. Phys. J. C* **76** (2016) 196, doi:10.1140/epjc/s10052-016-4018-8, arXiv:1512.01178.
- [30] CMS Collaboration, “The CMS experiment at the CERN LHC”, *JINST* **3** (2008) S08004, doi:10.1088/1748-0221/3/08/S08004.
- [31] CMS Collaboration, “Particle-flow reconstruction and global event description with the CMS detector”, *JINST* **12** (2017) P10003, doi:10.1088/1748-0221/12/10/P10003, arXiv:1706.04965.
- [32] M. Cacciari, G. P. Salam, and G. Soyez, “The anti- $k_T$  jet clustering algorithm”, *JHEP* **04** (2008) 063, doi:10.1088/1126-6708/2008/04/063, arXiv:0802.1189.
- [33] M. Cacciari, G. P. Salam, and G. Soyez, “FastJet User Manual”, *Eur. Phys. J. C* **72** (2012) 1896, doi:10.1140/epjc/s10052-012-1896-2, arXiv:1111.6097.
- [34] CMS Collaboration, “Determination of jet energy calibration and transverse momentum resolution in CMS”, *JINST* **6** (2011) P11002, doi:10.1088/1748-0221/6/11/P11002, arXiv:1107.4277.
- [35] NNPDF Collaboration, “Parton distributions for the LHC Run II”, *JHEP* **04** (2015) 040, doi:10.1007/JHEP04(2015)040, arXiv:1410.8849.
- [36] CMS Collaboration, “Event generator tunes obtained from underlying event and multiparton scattering measurements”, *Eur. Phys. J. C* **76** (2016) 155, doi:10.1140/epjc/s10052-016-3988-x, arXiv:1512.00815.
- [37] P. Skands, S. Carrazza, and J. Rojo, “Tuning PYTHIA 8.1: the Monash 2013 Tune”, *Eur. Phys. J. C* **74** (2014) 3024, doi:10.1140/epjc/s10052-014-3024-y, arXiv:1404.5630.
- [38] J. Alwall et al., “Comparative study of various algorithms for the merging of parton showers and matrix elements in hadronic collisions”, *Eur. Phys. J. C* **53** (2008) 473, doi:10.1140/epjc/s10052-007-0490-5, arXiv:0706.2569.
- [39] T. Adye, “Unfolding algorithms and tests using RooUnfold”, in *Proceedings, PHYSTAT 2011 Workshop on Statistical Issues Related to Discovery Claims in Search Experiments and Unfolding, CERN, Geneva, Switzerland 17-20 January 2011*, p. 313, CERN. 2011. arXiv:1105.1160. doi:10.5170/CERN-2011-006.313.
- [40] G. D’Agostini, “A multidimensional unfolding method based on Bayes’ theorem”, *Nucl. Instrum. Meth. A* **362** (1995) 487, doi:10.1016/0168-9002(95)00274-x.

- [41] A. Hocker and V. Kartvelishvili, “SVD approach to data unfolding”, *Nucl. Instrum. Meth. A* **372** (1996) 469, doi:10.1016/0168-9002(95)01478-0, arXiv:hep-ph/9509307.
- [42] CMS Collaboration, “Jet energy scale and resolution in the CMS experiment in pp collisions at 8 TeV”, *JINST* **12** (2017) P02014, doi:10.1088/1748-0221/12/02/P02014, arXiv:1607.03663.



## A The CMS Collaboration

### Yerevan Physics Institute, Yerevan, Armenia

A.M. Sirunyan, A. Tumasyan

### Institut für Hochenergiephysik, Wien, Austria

W. Adam, F. Ambrogio, E. Asilar, T. Bergauer, J. Brandstetter, M. Dragicevic, J. Erö, A. Escalante Del Valle, M. Flechl, R. Frühwirth<sup>1</sup>, V.M. Ghete, J. Hrubec, M. Jeitler<sup>1</sup>, N. Krammer, I. Krätschmer, D. Liko, T. Madlener, I. Mikulec, N. Rad, H. Rohringer, J. Schieck<sup>1</sup>, R. Schöfbeck, M. Spanring, D. Spitzbart, A. Taurok, W. Waltenberger, J. Wittmann, C.-E. Wulz<sup>1</sup>, M. Zarucki

### Institute for Nuclear Problems, Minsk, Belarus

V. Chekhovsky, V. Mossolov, J. Suarez Gonzalez

### Universiteit Antwerpen, Antwerpen, Belgium

E.A. De Wolf, D. Di Croce, X. Janssen, J. Lauwers, M. Pieters, H. Van Haeve, P. Van Mechelen, N. Van Remortel

### Vrije Universiteit Brussel, Brussel, Belgium

S. Abu Zeid, F. Blekman, J. D'Hondt, I. De Bruyn, J. De Clercq, K. Deroover, G. Flouris, D. Lontkovskyi, S. Lowette, I. Marchesini, S. Moortgat, L. Moreels, Q. Python, K. Skovpen, S. Tavernier, W. Van Doninck, P. Van Mulders, I. Van Parijs

### Université Libre de Bruxelles, Bruxelles, Belgium

D. Beghin, B. Bilin, H. Brun, B. Clerbaux, G. De Lentdecker, H. Delannoy, B. Dorney, G. Fasanella, L. Favart, R. Goldouzian, A. Grebenyuk, A.K. Kalsi, T. Lenzi, J. Luetic, N. Postiau, E. Starling, L. Thomas, C. Vander Velde, P. Vanlaer, D. Vannerom, Q. Wang

### Ghent University, Ghent, Belgium

T. Cornelis, D. Dobur, A. Fagot, M. Gul, I. Khvastunov<sup>2</sup>, D. Poyraz, C. Roskas, D. Trocino, M. Tytgat, W. Verbeke, B. Vermassen, M. Vit, N. Zaganidis

### Université Catholique de Louvain, Louvain-la-Neuve, Belgium

H. Bakhshiansohi, O. Bondu, S. Brochet, G. Bruno, C. Caputo, P. David, C. Delaere, M. Delcourt, B. Francois, A. Giammanco, G. Krintiras, V. Lemaitre, A. Magitteri, A. Mertens, M. Musich, K. Piotrkowski, A. Saggio, M. Vidal Marono, S. Wertz, J. Zobec

### Centro Brasileiro de Pesquisas Físicas, Rio de Janeiro, Brazil

F.L. Alves, G.A. Alves, M. Correa Martins Junior, G. Correia Silva, C. Hensel, A. Moraes, M.E. Pol, P. Rebello Teles

### Universidade do Estado do Rio de Janeiro, Rio de Janeiro, Brazil

E. Belchior Batista Das Chagas, W. Carvalho, J. Chinellato<sup>3</sup>, E. Coelho, E.M. Da Costa, G.G. Da Silveira<sup>4</sup>, D. De Jesus Damiao, C. De Oliveira Martins, S. Fonseca De Souza, H. Malbouisson, D. Matos Figueiredo, M. Melo De Almeida, C. Mora Herrera, L. Mundim, H. Nogima, W.L. Prado Da Silva, L.J. Sanchez Rosas, A. Santoro, A. Sznajder, M. Thiel, E.J. Tonelli Manganote<sup>3</sup>, F. Torres Da Silva De Araujo, A. Vilela Pereira

### Universidade Estadual Paulista <sup>a</sup>, Universidade Federal do ABC <sup>b</sup>, São Paulo, Brazil

S. Ahuja<sup>a</sup>, C.A. Bernardes<sup>a</sup>, L. Calligaris<sup>a</sup>, T.R. Fernandez Perez Tomei<sup>a</sup>, E.M. Gregores<sup>b</sup>, P.G. Mercadante<sup>b</sup>, S.F. Novaes<sup>a</sup>, SandraS. Padula<sup>a</sup>

### Institute for Nuclear Research and Nuclear Energy, Bulgarian Academy of Sciences, Sofia,

**Bulgaria**

A. Aleksandrov, R. Hadjiiska, P. Iaydjiev, A. Marinov, M. Misheva, M. Rodozov, M. Shopova, G. Sultanov

**University of Sofia, Sofia, Bulgaria**

A. Dimitrov, L. Litov, B. Pavlov, P. Petkov

**Beihang University, Beijing, China**

W. Fang<sup>5</sup>, X. Gao<sup>5</sup>, L. Yuan

**Institute of High Energy Physics, Beijing, China**

M. Ahmad, J.G. Bian, G.M. Chen, H.S. Chen, M. Chen, Y. Chen, C.H. Jiang, D. Leggat, H. Liao, Z. Liu, F. Romeo, S.M. Shaheen<sup>6</sup>, A. Spiezia, J. Tao, Z. Wang, E. Yazgan, H. Zhang, S. Zhang<sup>6</sup>, J. Zhao

**State Key Laboratory of Nuclear Physics and Technology, Peking University, Beijing, China**

Y. Ban, G. Chen, A. Levin, J. Li, L. Li, Q. Li, Y. Mao, S.J. Qian, D. Wang, Z. Xu

**Tsinghua University, Beijing, China**

Y. Wang

**Universidad de Los Andes, Bogota, Colombia**

C. Avila, A. Cabrera, C.A. Carrillo Montoya, L.F. Chaparro Sierra, C. Florez, C.F. González Hernández, M.A. Segura Delgado

**University of Split, Faculty of Electrical Engineering, Mechanical Engineering and Naval Architecture, Split, Croatia**

B. Courbon, N. Godinovic, D. Lelas, I. Puljak, T. Sculac

**University of Split, Faculty of Science, Split, Croatia**

Z. Antunovic, M. Kovac

**Institute Rudjer Boskovic, Zagreb, Croatia**

V. Brigljevic, D. Ferencek, K. Kadija, B. Mesic, A. Starodumov<sup>7</sup>, T. Susa

**University of Cyprus, Nicosia, Cyprus**

M.W. Ather, A. Attikis, M. Kolosova, G. Mavromanolakis, J. Mousa, C. Nicolaou, F. Ptochos, P.A. Razis, H. Rykaczewski

**Charles University, Prague, Czech Republic**

M. Finger<sup>8</sup>, M. Finger Jr.<sup>8</sup>

**Escuela Politecnica Nacional, Quito, Ecuador**

E. Ayala

**Universidad San Francisco de Quito, Quito, Ecuador**

E. Carrera Jarrin

**Academy of Scientific Research and Technology of the Arab Republic of Egypt, Egyptian Network of High Energy Physics, Cairo, Egypt**

A.A. Abdelalim<sup>9,10</sup>, A. Mahrous<sup>9</sup>, A. Mohamed<sup>10</sup>

**National Institute of Chemical Physics and Biophysics, Tallinn, Estonia**

S. Bhowmik, A. Carvalho Antunes De Oliveira, R.K. Dewanjee, K. Ehataht, M. Kadastik, M. Raidal, C. Veelken

**Department of Physics, University of Helsinki, Helsinki, Finland**

P. Eerola, H. Kirschenmann, J. Pekkanen, M. Voutilainen

**Helsinki Institute of Physics, Helsinki, Finland**

J. Havukainen, J.K. Heikkilä, T. Järvinen, V. Karimäki, R. Kinnunen, T. Lampén, K. Lassila-Perini, S. Laurila, S. Lehti, T. Lindén, P. Luukka, T. Mäenpää, H. Siikonen, E. Tuominen, J. Tuominiemi

**Lappeenranta University of Technology, Lappeenranta, Finland**

T. Tuuva

**IRFU, CEA, Université Paris-Saclay, Gif-sur-Yvette, France**

M. Besancon, F. Couderc, M. Dejardin, D. Denegri, J.L. Faure, F. Ferri, S. Ganjour, A. Givernaud, P. Gras, G. Hamel de Monchenault, P. Jarry, C. Leloup, E. Locci, J. Malcles, G. Negro, J. Rander, A. Rosowsky, M.Ö. Sahin, M. Titov

**Laboratoire Leprince-Ringuet, Ecole polytechnique, CNRS/IN2P3, Université Paris-Saclay, Palaiseau, France**

A. Abdulsalam<sup>11</sup>, C. Amendola, I. Antropov, F. Beaudette, P. Busson, C. Charlot, R. Granier de Cassagnac, I. Kucher, A. Lobanov, J. Martin Blanco, C. Martin Perez, M. Nguyen, C. Ochando, G. Ortona, P. Paganini, P. Pigard, J. Rembser, R. Salerno, J.B. Sauvan, Y. Sirois, A.G. Stahl Leiton, A. Zabi, A. Zghiche

**Université de Strasbourg, CNRS, IPHC UMR 7178, Strasbourg, France**

J.-L. Agram<sup>12</sup>, J. Andrea, D. Bloch, J.-M. Brom, E.C. Chabert, V. Cherepanov, C. Collard, E. Conte<sup>12</sup>, J.-C. Fontaine<sup>12</sup>, D. Gelé, U. Goerlach, M. Jansová, A.-C. Le Bihan, N. Tonon, P. Van Hove

**Centre de Calcul de l'Institut National de Physique Nucleaire et de Physique des Particules, CNRS/IN2P3, Villeurbanne, France**

S. Gadrat

**Université de Lyon, Université Claude Bernard Lyon 1, CNRS-IN2P3, Institut de Physique Nucléaire de Lyon, Villeurbanne, France**

S. Beauceron, C. Bernet, G. Boudoul, N. Chanon, R. Chierici, D. Contardo, P. Depasse, H. El Mamouni, J. Fay, L. Finco, S. Gascon, M. Gouzevitch, G. Grenier, B. Ille, F. Lagarde, I.B. Laktineh, H. Lattaud, M. Lethuillier, L. Mirabito, S. Perries, A. Popov<sup>13</sup>, V. Sordini, G. Touquet, M. Vander Donckt, S. Viret

**Georgian Technical University, Tbilisi, Georgia**

T. Toriashvili<sup>14</sup>

**Tbilisi State University, Tbilisi, Georgia**

Z. Tsamalaidze<sup>8</sup>

**RWTH Aachen University, I. Physikalisches Institut, Aachen, Germany**

C. Autermann, L. Feld, M.K. Kiesel, K. Klein, M. Lipinski, M. Preuten, M.P. Rauch, C. Schomakers, J. Schulz, M. Teroerde, B. Wittmer, V. Zhukov<sup>13</sup>

**RWTH Aachen University, III. Physikalisches Institut A, Aachen, Germany**

A. Albert, D. Duchardt, M. Endres, M. Erdmann, S. Erdweg, T. Esch, R. Fischer, S. Ghosh, A. Güth, T. Hebbeker, C. Heidemann, K. Hoepfner, H. Keller, L. Mastrolorenzo, M. Merschmeyer, A. Meyer, P. Millet, S. Mukherjee, T. Pook, M. Radziej, H. Reithler, M. Rieger, A. Schmidt, D. Teyssier, S. Thüer

**RWTH Aachen University, III. Physikalisches Institut B, Aachen, Germany**

G. Flügge, O. Hlushchenko, T. Kress, A. Künsken, T. Müller, A. Nehr Korn, A. Nowack, C. Pistone, O. Pooth, D. Roy, H. Sert, A. Stahl<sup>15</sup>

**Deutsches Elektronen-Synchrotron, Hamburg, Germany**

M. Aldaya Martin, T. Arndt, C. Asawatangtrakuldee, I. Babounikau, K. Beernaert, O. Behnke, U. Behrens, A. Bermúdez Martínez, D. Bertsche, A.A. Bin Anuar, K. Borrás<sup>16</sup>, V. Botta, A. Campbell, P. Connor, C. Contreras-Campana, V. Danilov, A. De Wit, M.M. Defranchis, C. Diez Pardos, D. Domínguez Damiani, G. Eckerlin, T. Eichhorn, A. Elwood, E. Eren, E. Gallo<sup>17</sup>, A. Geiser, A. Grohsjean, M. Guthoff, M. Haranko, A. Harb, J. Hauk, H. Jung, M. Kasemann, J. Keaveney, C. Kleinwort, J. Knolle, D. Krücker, W. Lange, A. Lelek, T. Lenz, J. Leonard, K. Lipka, W. Lohmann<sup>18</sup>, R. Mankel, I.-A. Melzer-Pellmann, A.B. Meyer, M. Meyer, M. Missiroli, G. Mittag, J. Mnich, V. Myronenko, S.K. Pflitsch, D. Pitzl, A. Raspereza, M. Savitskyi, P. Saxena, P. Schütze, C. Schwanenberger, R. Shevchenko, A. Singh, H. Tholen, O. Turkot, A. Vagnerini, G.P. Van Onsem, R. Walsh, Y. Wen, K. Wichmann, C. Wissing, O. Zenaiev

**University of Hamburg, Hamburg, Germany**

R. Aggleton, S. Bein, L. Benato, A. Benecke, V. Blobel, T. Dreyer, E. Garutti, D. Gonzalez, P. Gunnellini, J. Haller, A. Hinzmann, A. Karavdina, G. Kasieczka, R. Klanner, R. Kogler, N. Kovalchuk, S. Kurz, V. Kutzner, J. Lange, D. Marconi, J. Multhaup, M. Niedziela, C.E.N. Niemeyer, D. Nowatschin, A. Perieanu, A. Reimers, O. Rieger, C. Scharf, P. Schleper, S. Schumann, J. Schwandt, J. Sonneveld, H. Stadie, G. Steinbrück, F.M. Stober, M. Stöver, A. Vanhoefer, B. Vormwald, I. Zoi

**Karlsruher Institut fuer Technologie, Karlsruhe, Germany**

M. Akbiyik, C. Barth, M. Baselga, S. Baur, E. Butz, R. Caspart, T. Chwalek, F. Colombo, W. De Boer, A. Dierlamm, K. El Morabit, N. Faltermann, B. Freund, M. Giffels, M.A. Harrendorf, F. Hartmann<sup>15</sup>, S.M. Heindl, U. Husemann, F. Kassel<sup>15</sup>, I. Katkov<sup>13</sup>, S. Kudella, H. Mildner, S. Mitra, M.U. Mozer, Th. Müller, M. Plagge, G. Quast, K. Rabbertz, M. Schröder, I. Shvetsov, G. Sieber, H.J. Simonis, R. Ulrich, S. Wayand, M. Weber, T. Weiler, S. Williamson, C. Wöhrmann, R. Wolf

**Institute of Nuclear and Particle Physics (INPP), NCSR Demokritos, Aghia Paraskevi, Greece**

G. Anagnostou, G. Daskalakis, T. Gerasis, A. Kyriakis, D. Loukas, G. Paspalaki, I. Topsis-Giotis

**National and Kapodistrian University of Athens, Athens, Greece**

G. Karathanasis, S. Kesisoglou, P. Kontaxakis, A. Panagiotou, I. Papavergou, N. Saoulidou, E. Tziaferi, K. Vellidis

**National Technical University of Athens, Athens, Greece**

K. Kousouris, I. Papakrivopoulos, G. Tsipolitis

**University of Ioánnina, Ioánnina, Greece**

I. Evangelou, C. Foudas, P. Giannelos, P. Katsoulis, P. Kokkas, S. Mallios, N. Manthos, I. Papadopoulos, E. Paradas, J. Strologas, F.A. Triantis, D. Tsitsonis

**MTA-ELTE Lendület CMS Particle and Nuclear Physics Group, Eötvös Loránd University, Budapest, Hungary**

M. Bartók<sup>19</sup>, M. Csanad, N. Filipovic, P. Major, M.I. Nagy, G. Pasztor, O. Surányi, G.I. Veres

**Wigner Research Centre for Physics, Budapest, Hungary**

G. Bencze, C. Hajdu, D. Horvath<sup>20</sup>, Á. Hunyadi, F. Sikler, T.Á. Vámi, V. Veszpremi, G. Vesztergombi<sup>†</sup>

**Institute of Nuclear Research ATOMKI, Debrecen, Hungary**

N. Beni, S. Czellar, J. Karancsi<sup>21</sup>, A. Makovec, J. Molnar, Z. Szillasi

**Institute of Physics, University of Debrecen, Debrecen, Hungary**

P. Raics, Z.L. Trocsanyi, B. Ujvari

**Indian Institute of Science (IISc), Bangalore, India**

S. Choudhury, J.R. Komaragiri, P.C. Tiwari

**National Institute of Science Education and Research, HBNI, Bhubaneswar, India**

S. Bahinipati<sup>22</sup>, C. Kar, P. Mal, K. Mandal, A. Nayak<sup>23</sup>, D.K. Sahoo<sup>22</sup>, S.K. Swain

**Panjab University, Chandigarh, India**

S. Bansal, S.B. Beri, V. Bhatnagar, S. Chauhan, R. Chawla, N. Dhingra, R. Gupta, A. Kaur, M. Kaur, S. Kaur, R. Kumar, P. Kumari, M. Lohan, A. Mehta, K. Sandeep, S. Sharma, J.B. Singh, A.K. Viridi, G. Walia

**University of Delhi, Delhi, India**

A. Bhardwaj, B.C. Choudhary, R.B. Garg, M. Gola, S. Keshri, Ashok Kumar, S. Malhotra, M. Naimuddin, P. Priyanka, K. Ranjan, Aashaq Shah, R. Sharma

**Saha Institute of Nuclear Physics, HBNI, Kolkata, India**

R. Bhardwaj<sup>24</sup>, M. Bharti<sup>24</sup>, R. Bhattacharya, S. Bhattacharya, U. Bhawandeep<sup>24</sup>, D. Bhowmik, S. Dey, S. Dutt<sup>24</sup>, S. Dutta, S. Ghosh, K. Mondal, S. Nandan, A. Purohit, P.K. Rout, A. Roy, S. Roy Chowdhury, G. Saha, S. Sarkar, M. Sharan, B. Singh<sup>24</sup>, S. Thakur<sup>24</sup>

**Indian Institute of Technology Madras, Madras, India**

P.K. Behera

**Bhabha Atomic Research Centre, Mumbai, India**

R. Chudasama, D. Dutta, V. Jha, V. Kumar, P.K. Netrakanti, L.M. Pant, P. Shukla

**Tata Institute of Fundamental Research-A, Mumbai, India**

T. Aziz, M.A. Bhat, S. Dugad, G.B. Mohanty, N. Sur, B. Sutar, RavindraKumar Verma

**Tata Institute of Fundamental Research-B, Mumbai, India**

S. Banerjee, S. Bhattacharya, S. Chatterjee, P. Das, M. Guchait, Sa. Jain, S. Karmakar, S. Kumar, M. Maity<sup>25</sup>, G. Majumder, K. Mazumdar, N. Sahoo, T. Sarkar<sup>25</sup>

**Indian Institute of Science Education and Research (IISER), Pune, India**

S. Chauhan, S. Dube, V. Hegde, A. Kapoor, K. Kothekar, S. Pandey, A. Rane, S. Sharma

**Institute for Research in Fundamental Sciences (IPM), Tehran, Iran**

S. Chenarani<sup>26</sup>, E. Eskandari Tadavani, S.M. Etesami<sup>26</sup>, M. Khakzad, M. Mohammadi Najafabadi, M. Naseri, F. Rezaei Hosseinabadi, B. Safarzadeh<sup>27</sup>, M. Zeinali

**University College Dublin, Dublin, Ireland**

M. Felcini, M. Grunewald

**INFN Sezione di Bari <sup>a</sup>, Università di Bari <sup>b</sup>, Politecnico di Bari <sup>c</sup>, Bari, Italy**

M. Abbrescia<sup>a,b</sup>, C. Calabria<sup>a,b</sup>, A. Colaleo<sup>a</sup>, D. Creanza<sup>a,c</sup>, L. Cristella<sup>a,b</sup>, N. De Filippis<sup>a,c</sup>, M. De Palma<sup>a,b</sup>, A. Di Florio<sup>a,b</sup>, F. Errico<sup>a,b</sup>, L. Fiore<sup>a</sup>, A. Gelmi<sup>a,b</sup>, G. Iaselli<sup>a,c</sup>, M. Ince<sup>a,b</sup>, S. Lezki<sup>a,b</sup>, G. Maggi<sup>a,c</sup>, M. Maggi<sup>a</sup>, G. Miniello<sup>a,b</sup>, S. My<sup>a,b</sup>, S. Nuzzo<sup>a,b</sup>, A. Pompili<sup>a,b</sup>,

G. Pugliese<sup>a,c</sup>, R. Radogna<sup>a</sup>, A. Ranieri<sup>a</sup>, G. Selvaggi<sup>a,b</sup>, A. Sharma<sup>a</sup>, L. Silvestris<sup>a</sup>, R. Venditti<sup>a</sup>, P. Verwilligen<sup>a</sup>, G. Zito<sup>a</sup>

**INFN Sezione di Bologna <sup>a</sup>, Università di Bologna <sup>b</sup>, Bologna, Italy**

G. Abbiendi<sup>a</sup>, C. Battilana<sup>a,b</sup>, D. Bonacorsi<sup>a,b</sup>, L. Borgonovi<sup>a,b</sup>, S. Braibant-Giacomelli<sup>a,b</sup>, R. Campanini<sup>a,b</sup>, P. Capiluppi<sup>a,b</sup>, A. Castro<sup>a,b</sup>, F.R. Cavallo<sup>a</sup>, S.S. Chhibra<sup>a,b</sup>, C. Ciocca<sup>a</sup>, G. Codispoti<sup>a,b</sup>, M. Cuffiani<sup>a,b</sup>, G.M. Dallavalle<sup>a</sup>, F. Fabbri<sup>a</sup>, A. Fanfani<sup>a,b</sup>, E. Fontanesi, P. Giacomelli<sup>a</sup>, C. Grandi<sup>a</sup>, L. Guiducci<sup>a,b</sup>, S. Lo Meo<sup>a</sup>, S. Marcellini<sup>a</sup>, G. Masetti<sup>a</sup>, A. Montanari<sup>a</sup>, F.L. Navarria<sup>a,b</sup>, A. Perrotta<sup>a</sup>, F. Primavera<sup>a,b,15</sup>, A.M. Rossi<sup>a,b</sup>, T. Rovelli<sup>a,b</sup>, G.P. Siroli<sup>a,b</sup>, N. Tosi<sup>a</sup>

**INFN Sezione di Catania <sup>a</sup>, Università di Catania <sup>b</sup>, Catania, Italy**

S. Albergo<sup>a,b</sup>, A. Di Mattia<sup>a</sup>, R. Potenza<sup>a,b</sup>, A. Tricomi<sup>a,b</sup>, C. Tuve<sup>a,b</sup>

**INFN Sezione di Firenze <sup>a</sup>, Università di Firenze <sup>b</sup>, Firenze, Italy**

G. Barbagli<sup>a</sup>, K. Chatterjee<sup>a,b</sup>, V. Ciulli<sup>a,b</sup>, C. Civinini<sup>a</sup>, R. D'Alessandro<sup>a,b</sup>, E. Focardi<sup>a,b</sup>, G. Latino, P. Lenzi<sup>a,b</sup>, M. Meschini<sup>a</sup>, S. Paoletti<sup>a</sup>, L. Russo<sup>a,28</sup>, G. Sguazzoni<sup>a</sup>, D. Strom<sup>a</sup>, L. Viliani<sup>a</sup>

**INFN Laboratori Nazionali di Frascati, Frascati, Italy**

L. Benussi, S. Bianco, F. Fabbri, D. Piccolo

**INFN Sezione di Genova <sup>a</sup>, Università di Genova <sup>b</sup>, Genova, Italy**

F. Ferro<sup>a</sup>, F. Ravera<sup>a,b</sup>, E. Robutti<sup>a</sup>, S. Tosi<sup>a,b</sup>

**INFN Sezione di Milano-Bicocca <sup>a</sup>, Università di Milano-Bicocca <sup>b</sup>, Milano, Italy**

A. Benaglia<sup>a</sup>, A. Beschi<sup>b</sup>, L. Brianza<sup>a,b</sup>, F. Brivio<sup>a,b</sup>, V. Ciriolo<sup>a,b,15</sup>, S. Di Guida<sup>a,d,15</sup>, M.E. Dinardo<sup>a,b</sup>, S. Fiorendi<sup>a,b</sup>, S. Gennai<sup>a</sup>, A. Ghezzi<sup>a,b</sup>, P. Govoni<sup>a,b</sup>, M. Malberti<sup>a,b</sup>, S. Malvezzi<sup>a</sup>, A. Massironi<sup>a,b</sup>, D. Menasce<sup>a</sup>, F. Monti, L. Moroni<sup>a</sup>, M. Paganoni<sup>a,b</sup>, D. Pedrini<sup>a</sup>, S. Ragazzi<sup>a,b</sup>, T. Tabarelli de Fatis<sup>a,b</sup>, D. Zuolo<sup>a,b</sup>

**INFN Sezione di Napoli <sup>a</sup>, Università di Napoli 'Federico II' <sup>b</sup>, Napoli, Italy, Università della Basilicata <sup>c</sup>, Potenza, Italy, Università G. Marconi <sup>d</sup>, Roma, Italy**

S. Buontempo<sup>a</sup>, N. Cavallo<sup>a,c</sup>, A. De Iorio<sup>a,b</sup>, A. Di Crescenzo<sup>a,b</sup>, F. Fabozzi<sup>a,c</sup>, F. Fienga<sup>a</sup>, G. Galati<sup>a</sup>, A.O.M. Iorio<sup>a,b</sup>, W.A. Khan<sup>a</sup>, L. Lista<sup>a</sup>, S. Meola<sup>a,d,15</sup>, P. Paolucci<sup>a,15</sup>, C. Sciacca<sup>a,b</sup>, E. Voevodina<sup>a,b</sup>

**INFN Sezione di Padova <sup>a</sup>, Università di Padova <sup>b</sup>, Padova, Italy, Università di Trento <sup>c</sup>, Trento, Italy**

P. Azzi<sup>a</sup>, N. Bacchetta<sup>a</sup>, D. Bisello<sup>a,b</sup>, A. Boletti<sup>a,b</sup>, A. Bragagnolo, R. Carlin<sup>a,b</sup>, P. Checchia<sup>a</sup>, M. Dall'Osso<sup>a,b</sup>, P. De Castro Manzano<sup>a</sup>, T. Dorigo<sup>a</sup>, U. Dosselli<sup>a</sup>, F. Gasparini<sup>a,b</sup>, U. Gasparini<sup>a,b</sup>, A. Gozzelino<sup>a</sup>, S.Y. Hoh, S. Lacaprara<sup>a</sup>, P. Lujan, M. Margoni<sup>a,b</sup>, A.T. Meneguzzo<sup>a,b</sup>, J. Pazzini<sup>a,b</sup>, P. Ronchese<sup>a,b</sup>, R. Rossin<sup>a,b</sup>, F. Simonetto<sup>a,b</sup>, A. Tiko, E. Torassa<sup>a</sup>, M. Zanetti<sup>a,b</sup>, P. Zotto<sup>a,b</sup>, G. Zumerle<sup>a,b</sup>

**INFN Sezione di Pavia <sup>a</sup>, Università di Pavia <sup>b</sup>, Pavia, Italy**

A. Braghieri<sup>a</sup>, A. Magnani<sup>a</sup>, P. Montagna<sup>a,b</sup>, S.P. Ratti<sup>a,b</sup>, V. Re<sup>a</sup>, M. Ressegotti<sup>a,b</sup>, C. Riccardi<sup>a,b</sup>, P. Salvini<sup>a</sup>, I. Vai<sup>a,b</sup>, P. Vitulo<sup>a,b</sup>

**INFN Sezione di Perugia <sup>a</sup>, Università di Perugia <sup>b</sup>, Perugia, Italy**

M. Biasini<sup>a,b</sup>, G.M. Bilei<sup>a</sup>, C. Cecchi<sup>a,b</sup>, D. Ciangottini<sup>a,b</sup>, L. Fanò<sup>a,b</sup>, P. Lariccia<sup>a,b</sup>, R. Leonardi<sup>a,b</sup>, E. Manoni<sup>a</sup>, G. Mantovani<sup>a,b</sup>, V. Mariani<sup>a,b</sup>, M. Menichelli<sup>a</sup>, A. Rossi<sup>a,b</sup>, A. Santocchia<sup>a,b</sup>, D. Spiga<sup>a</sup>

**INFN Sezione di Pisa <sup>a</sup>, Università di Pisa <sup>b</sup>, Scuola Normale Superiore di Pisa <sup>c</sup>, Pisa, Italy**

K. Androsov<sup>a</sup>, P. Azzurri<sup>a</sup>, G. Bagliesi<sup>a</sup>, L. Bianchini<sup>a</sup>, T. Boccali<sup>a</sup>, L. Borrello, R. Castaldi<sup>a</sup>, M.A. Ciocci<sup>a,b</sup>, R. Dell'Orso<sup>a</sup>, G. Fedi<sup>a</sup>, F. Fiori<sup>a,c</sup>, L. Giannini<sup>a,c</sup>, A. Giassi<sup>a</sup>, M.T. Grippo<sup>a</sup>, F. Ligabue<sup>a,c</sup>, E. Manca<sup>a,c</sup>, G. Mandorli<sup>a,c</sup>, A. Messineo<sup>a,b</sup>, F. Palla<sup>a</sup>, A. Rizzi<sup>a,b</sup>, P. Spagnolo<sup>a</sup>, R. Tenchini<sup>a</sup>, G. Tonelli<sup>a,b</sup>, A. Venturi<sup>a</sup>, P.G. Verdini<sup>a</sup>

**INFN Sezione di Roma <sup>a</sup>, Sapienza Università di Roma <sup>b</sup>, Rome, Italy**

L. Barone<sup>a,b</sup>, F. Cavallari<sup>a</sup>, M. Cipriani<sup>a,b</sup>, D. Del Re<sup>a,b</sup>, E. Di Marco<sup>a,b</sup>, M. Diemoz<sup>a</sup>, S. Gelli<sup>a,b</sup>, E. Longo<sup>a,b</sup>, B. Marzocchi<sup>a,b</sup>, P. Meridiani<sup>a</sup>, G. Organtini<sup>a,b</sup>, F. Pandolfi<sup>a</sup>, R. Paramatti<sup>a,b</sup>, F. Preiato<sup>a,b</sup>, S. Rahatlou<sup>a,b</sup>, C. Rovelli<sup>a</sup>, F. Santanastasio<sup>a,b</sup>

**INFN Sezione di Torino <sup>a</sup>, Università di Torino <sup>b</sup>, Torino, Italy, Università del Piemonte Orientale <sup>c</sup>, Novara, Italy**

N. Amapane<sup>a,b</sup>, R. Arcidiacono<sup>a,c</sup>, S. Argiro<sup>a,b</sup>, M. Arneodo<sup>a,c</sup>, N. Bartosik<sup>a</sup>, R. Bellan<sup>a,b</sup>, C. Biino<sup>a</sup>, N. Cartiglia<sup>a</sup>, F. Cenna<sup>a,b</sup>, S. Cometti<sup>a</sup>, M. Costa<sup>a,b</sup>, R. Covarelli<sup>a,b</sup>, N. Demaria<sup>a</sup>, B. Kiani<sup>a,b</sup>, C. Mariotti<sup>a</sup>, S. Maselli<sup>a</sup>, E. Migliore<sup>a,b</sup>, V. Monaco<sup>a,b</sup>, E. Monteil<sup>a,b</sup>, M. Monteno<sup>a</sup>, M.M. Obertino<sup>a,b</sup>, L. Pacher<sup>a,b</sup>, N. Pastrone<sup>a</sup>, M. Pelliccioni<sup>a</sup>, G.L. Pinna Angioni<sup>a,b</sup>, A. Romero<sup>a,b</sup>, M. Ruspa<sup>a,c</sup>, R. Sacchi<sup>a,b</sup>, K. Shchelina<sup>a,b</sup>, V. Sola<sup>a</sup>, A. Solano<sup>a,b</sup>, D. Soldi<sup>a,b</sup>, A. Staiano<sup>a</sup>

**INFN Sezione di Trieste <sup>a</sup>, Università di Trieste <sup>b</sup>, Trieste, Italy**

S. Belforte<sup>a</sup>, V. Candelise<sup>a,b</sup>, M. Casarsa<sup>a</sup>, F. Cossutti<sup>a</sup>, A. Da Rold<sup>a,b</sup>, G. Della Ricca<sup>a,b</sup>, F. Vazzoler<sup>a,b</sup>, A. Zanetti<sup>a</sup>

**Kyungpook National University, Daegu, Korea**

D.H. Kim, G.N. Kim, M.S. Kim, J. Lee, S. Lee, S.W. Lee, C.S. Moon, Y.D. Oh, S.I. Pak, S. Sekmen, D.C. Son, Y.C. Yang

**Chonnam National University, Institute for Universe and Elementary Particles, Kwangju, Korea**

H. Kim, D.H. Moon, G. Oh

**Hanyang University, Seoul, Korea**

J. Goh<sup>29</sup>, T.J. Kim

**Korea University, Seoul, Korea**

S. Cho, S. Choi, Y. Go, D. Gyun, S. Ha, B. Hong, Y. Jo, K. Lee, K.S. Lee, S. Lee, J. Lim, S.K. Park, Y. Roh

**Sejong University, Seoul, Korea**

H.S. Kim

**Seoul National University, Seoul, Korea**

J. Almond, J. Kim, J.S. Kim, H. Lee, K. Lee, K. Nam, S.B. Oh, B.C. Radburn-Smith, S.h. Seo, U.K. Yang, H.D. Yoo, G.B. Yu

**University of Seoul, Seoul, Korea**

D. Jeon, H. Kim, J.H. Kim, J.S.H. Lee, I.C. Park

**Sungkyunkwan University, Suwon, Korea**

Y. Choi, C. Hwang, J. Lee, I. Yu

**Vilnius University, Vilnius, Lithuania**

V. Dudenas, A. Juodagalvis, J. Vaitkus

**National Centre for Particle Physics, Universiti Malaya, Kuala Lumpur, Malaysia**

I. Ahmed, Z.A. Ibrahim, M.A.B. Md Ali<sup>30</sup>, F. Mohamad Idris<sup>31</sup>, W.A.T. Wan Abdullah, M.N. Yusli, Z. Zolkapli

**Universidad de Sonora (UNISON), Hermosillo, Mexico**

J.F. Benitez, A. Castaneda Hernandez, J.A. Murillo Quijada

**Centro de Investigacion y de Estudios Avanzados del IPN, Mexico City, Mexico**

H. Castilla-Valdez, E. De La Cruz-Burelo, M.C. Duran-Osuna, I. Heredia-De La Cruz<sup>32</sup>, R. Lopez-Fernandez, J. Mejia Guisao, R.I. Rabadan-Trejo, M. Ramirez-Garcia, G. Ramirez-Sanchez, R Reyes-Almanza, A. Sanchez-Hernandez

**Universidad Iberoamericana, Mexico City, Mexico**

S. Carrillo Moreno, C. Oropeza Barrera, F. Vazquez Valencia

**Benemerita Universidad Autonoma de Puebla, Puebla, Mexico**

J. Eysermans, I. Pedraza, H.A. Salazar Ibarguen, C. Uribe Estrada

**Universidad Autónoma de San Luis Potosí, San Luis Potosí, Mexico**

A. Morelos Pineda

**University of Auckland, Auckland, New Zealand**

D. Krofcheck

**University of Canterbury, Christchurch, New Zealand**

S. Bheesette, P.H. Butler

**National Centre for Physics, Quaid-I-Azam University, Islamabad, Pakistan**

A. Ahmad, M. Ahmad, M.I. Asghar, Q. Hassan, H.R. Hoorani, A. Saddique, M.A. Shah, M. Shoaib, M. Waqas

**National Centre for Nuclear Research, Swierk, Poland**

H. Bialkowska, M. Bluj, B. Boimska, T. Frueboes, M. Górski, M. Kazana, M. Szeleper, P. Traczyk, P. Zalewski

**Institute of Experimental Physics, Faculty of Physics, University of Warsaw, Warsaw, Poland**

K. Bunkowski, A. Byszuk<sup>33</sup>, K. Doroba, A. Kalinowski, M. Konecki, J. Krolikowski, M. Misiura, M. Olszewski, A. Pyskir, M. Walczak

**Laboratório de Instrumentação e Física Experimental de Partículas, Lisboa, Portugal**

M. Araujo, P. Bargassa, C. Beirão Da Cruz E Silva, A. Di Francesco, P. Faccioli, B. Galinhas, M. Gallinaro, J. Hollar, N. Leonardo, M.V. Nemallapudi, J. Seixas, G. Strong, O. Toldaiev, D. Vadrucio, J. Varela

**Joint Institute for Nuclear Research, Dubna, Russia**

S. Afanasiev, P. Bunin, M. Gavrilenko, I. Golutvin, I. Gorbunov, A. Kamenev, V. Karjavine, A. Lanev, A. Malakhov, V. Matveev<sup>34,35</sup>, P. Moisezenz, V. Palichik, V. Perelygin, S. Shmatov, S. Shulha, N. Skatchkov, V. Smirnov, N. Voytishin, A. Zarubin

**Petersburg Nuclear Physics Institute, Gatchina (St. Petersburg), Russia**

V. Golovtsov, Y. Ivanov, V. Kim<sup>36</sup>, E. Kuznetsova<sup>37</sup>, P. Levchenko, V. Murzin, V. Oreshkin, I. Smirnov, D. Sosnov, V. Sulimov, L. Uvarov, S. Vavilov, A. Vorobyev

**Institute for Nuclear Research, Moscow, Russia**

Yu. Andreev, A. Dermenev, S. Gninenko, N. Golubev, A. Karneyeu, M. Kirsanov, N. Krasnikov, A. Pashenkov, D. Tlisov, A. Toropin



**Institute for Theoretical and Experimental Physics, Moscow, Russia**

V. Epshteyn, V. Gavrilov, N. Lychkovskaya, V. Popov, I. Pozdnyakov, G. Safronov, A. Spiridonov, A. Stepenov, V. Stolin, M. Toms, E. Vlasov, A. Zhokin

**Moscow Institute of Physics and Technology, Moscow, Russia**

T. Aushev

**National Research Nuclear University 'Moscow Engineering Physics Institute' (MEPhI), Moscow, Russia**

M. Chadeeva<sup>38</sup>, P. Parygin, D. Philippov, S. Polikarpov<sup>38</sup>, E. Popova, V. Rusinov

**P.N. Lebedev Physical Institute, Moscow, Russia**

V. Andreev, M. Azarkin, I. Dremin<sup>35</sup>, M. Kirakosyan, S.V. Rusakov, A. Terkulov

**Skobeltsyn Institute of Nuclear Physics, Lomonosov Moscow State University, Moscow, Russia**

A. Baskakov, A. Belyaev, E. Boos, M. Dubinin<sup>39</sup>, L. Dudko, A. Ershov, A. Gribushin, V. Klyukhin, O. Kodolova, I. Lokhtin, I. Miagkov, S. Obraztsov, S. Petrushanko, V. Savrin, A. Snigirev

**Novosibirsk State University (NSU), Novosibirsk, Russia**

A. Barnyakov<sup>40</sup>, V. Blinov<sup>40</sup>, T. Dimova<sup>40</sup>, L. Kardapoltsev<sup>40</sup>, Y. Skovpen<sup>40</sup>

**Institute for High Energy Physics of National Research Centre 'Kurchatov Institute', Protvino, Russia**

I. Azhgirey, I. Bayshev, S. Bitioukov, D. Elumakhov, A. Godizov, V. Kachanov, A. Kalinin, D. Konstantinov, P. Mandrik, V. Petrov, R. Ryutin, S. Slabospitskii, A. Sobol, S. Troshin, N. Tyurin, A. Uzunian, A. Volkov

**National Research Tomsk Polytechnic University, Tomsk, Russia**

A. Babaev, S. Baidali, V. Okhotnikov

**University of Belgrade, Faculty of Physics and Vinca Institute of Nuclear Sciences, Belgrade, Serbia**

P. Adzic<sup>41</sup>, P. Cirkovic, D. Devetak, M. Dordevic, J. Milosevic

**Centro de Investigaciones Energéticas Medioambientales y Tecnológicas (CIEMAT), Madrid, Spain**

J. Alcaraz Maestre, A. Álvarez Fernández, I. Bachiller, M. Barrio Luna, J.A. Brochero Cifuentes, M. Cerrada, N. Colino, B. De La Cruz, A. Delgado Peris, C. Fernandez Bedoya, J.P. Fernández Ramos, J. Flix, M.C. Fouz, O. Gonzalez Lopez, S. Goy Lopez, J.M. Hernandez, M.I. Josa, D. Moran, A. Pérez-Calero Yzquierdo, J. Puerta Pelayo, I. Redondo, L. Romero, M.S. Soares, A. Triossi

**Universidad Autónoma de Madrid, Madrid, Spain**

C. Albajar, J.F. de Trocóniz

**Universidad de Oviedo, Oviedo, Spain**

J. Cuevas, C. Erice, J. Fernandez Menendez, S. Folgueras, I. Gonzalez Caballero, J.R. González Fernández, E. Palencia Cortezon, V. Rodríguez Bouza, S. Sanchez Cruz, P. Vischia, J.M. Vizan Garcia

**Instituto de Física de Cantabria (IFCA), CSIC-Universidad de Cantabria, Santander, Spain**

I.J. Cabrillo, A. Calderon, B. Chazin Quero, J. Duarte Campderros, M. Fernandez, P.J. Fernández Manteca, A. García Alonso, J. Garcia-Ferrero, G. Gomez, A. Lopez Virto,

J. Marco, C. Martinez Rivero, P. Martinez Ruiz del Arbol, F. Matorras, J. Piedra Gomez, C. Prieels, T. Rodrigo, A. Ruiz-Jimeno, L. Scodellaro, N. Trevisani, I. Vila, R. Vilar Cortabitarte

**University of Ruhuna, Department of Physics, Matara, Sri Lanka**

N. Wickramage

**CERN, European Organization for Nuclear Research, Geneva, Switzerland**

D. Abbaneo, B. Akgun, E. Auffray, G. Auzinger, P. Baillon, A.H. Ball, D. Barney, J. Bendavid, M. Bianco, A. Bocci, C. Botta, E. Brondolin, T. Camporesi, M. Cepeda, G. Cerminara, E. Chapon, Y. Chen, G. Cucciati, D. d'Enterria, A. Dabrowski, N. Daci, V. Daponte, A. David, A. De Roeck, N. Deelen, M. Dobson, M. Dünser, N. Dupont, A. Elliott-Peisert, P. Everaerts, F. Fallavollita<sup>42</sup>, D. Fasanella, G. Franzoni, J. Fulcher, W. Funk, D. Gigi, A. Gilbert, K. Gill, F. Glege, M. Guilbaud, D. Gulhan, J. Hegeman, C. Heidegger, V. Innocente, A. Jafari, P. Janot, O. Karacheban<sup>18</sup>, J. Kieseler, A. Kornmayer, M. Krammer<sup>1</sup>, C. Lange, P. Lecoq, C. Lourenço, L. Malgeri, M. Mannelli, F. Meijers, J.A. Merlin, S. Mersi, E. Meschi, P. Milenov<sup>43</sup>, F. Moortgat, M. Mulders, J. Ngadiuba, S. Nourbakhsh, S. Orfanelli, L. Orsini, F. Pantaleo<sup>15</sup>, L. Pape, E. Perez, M. Peruzzi, A. Petrilli, G. Petrucciani, A. Pfeiffer, M. Pierini, F.M. Pitters, D. Rabady, A. Racz, T. Reis, G. Rolandi<sup>44</sup>, M. Rovere, H. Sakulin, C. Schäfer, C. Schwick, M. Seidel, M. Selvaggi, A. Sharma, P. Silva, P. Sphicas<sup>45</sup>, A. Stakia, J. Steggemann, M. Tosi, D. Treille, A. Tsirou, V. Veckalns<sup>46</sup>, M. Verzetti, W.D. Zeuner

**Paul Scherrer Institut, Villigen, Switzerland**

L. Caminada<sup>47</sup>, K. Deiters, W. Erdmann, R. Horisberger, Q. Ingram, H.C. Kaestli, D. Kotlinski, U. Langenegger, T. Rohe, S.A. Wiederkehr

**ETH Zurich - Institute for Particle Physics and Astrophysics (IPA), Zurich, Switzerland**

M. Backhaus, L. Bäni, P. Berger, N. Chernyavskaya, G. Dissertori, M. Dittmar, M. Donegà, C. Dorfer, T.A. Gómez Espinosa, C. Grab, D. Hits, T. Klijnsma, W. Lustermaan, R.A. Manzoni, M. Marionneau, M.T. Meinhard, F. Micheli, P. Musella, F. Nessi-Tedaldi, J. Pata, F. Pauss, G. Perrin, L. Perrozzi, S. Pigazzini, M. Quittnat, C. Reissel, D. Ruini, D.A. Sanz Becerra, M. Schönenberger, L. Shchutska, V.R. Tavolaro, K. Theofilatos, M.L. Vesterbacka Olsson, R. Wallny, D.H. Zhu

**Universität Zürich, Zurich, Switzerland**

T.K. Aarrestad, C. Amsler<sup>48</sup>, D. Brzhechko, M.F. Canelli, A. De Cosa, R. Del Burgo, S. Donato, C. Galloni, T. Hreus, B. Kilminster, S. Leontsinis, I. Neutelings, D. Pinna, G. Rauco, P. Robmann, D. Salerno, K. Schweiger, C. Seitz, Y. Takahashi, A. Zucchetta

**National Central University, Chung-Li, Taiwan**

Y.H. Chang, K.y. Cheng, T.H. Doan, R. Khurana, C.M. Kuo, W. Lin, A. Pozdnyakov, S.S. Yu

**National Taiwan University (NTU), Taipei, Taiwan**

P. Chang, Y. Chao, K.F. Chen, P.H. Chen, W.-S. Hou, Arun Kumar, Y.F. Liu, R.-S. Lu, E. Paganis, A. Psallidas, A. Steen

**Chulalongkorn University, Faculty of Science, Department of Physics, Bangkok, Thailand**

B. Asavapibhop, N. Srimanobhas, N. Suwonjandee

**Çukurova University, Physics Department, Science and Art Faculty, Adana, Turkey**

A. Bat, F. Boran, S. Cerci<sup>49</sup>, S. Damarseckin, Z.S. Demiroglu, F. Dolek, C. Dozen, I. Dumanoglu, E. Eskut, S. Girgis, G. Gokbulut, Y. Guler, E. Gurpinar, I. Hos<sup>50</sup>, C. Isik, E.E. Kangal<sup>51</sup>, O. Kara, A. Kayis Topaksu, U. Kiminsu, M. Oglakci, G. Onengut, K. Ozdemir<sup>52</sup>, S. Ozturk<sup>53</sup>, A. Polatoz, U.G. Tok, S. Turkcapar, I.S. Zorbakir, C. Zorbilmez

**Middle East Technical University, Physics Department, Ankara, Turkey**

B. Isildak<sup>54</sup>, G. Karapinar<sup>55</sup>, M. Yalvac, M. Zeyrek

**Bogazici University, Istanbul, Turkey**

I.O. Atakisi, E. Gülmez, M. Kaya<sup>56</sup>, O. Kaya<sup>57</sup>, S. Ozkorucuklu<sup>58</sup>, S. Tekten, E.A. Yetkin<sup>59</sup>

**Istanbul Technical University, Istanbul, Turkey**

M.N. Agaras, A. Cakir, K. Cankocak, Y. Komurcu, S. Sen<sup>60</sup>

**Institute for Scintillation Materials of National Academy of Science of Ukraine, Kharkov, Ukraine**

B. Grynyov

**National Scientific Center, Kharkov Institute of Physics and Technology, Kharkov, Ukraine**

L. Levchuk

**University of Bristol, Bristol, United Kingdom**

F. Ball, L. Beck, J.J. Brooke, D. Burns, E. Clement, D. Cussans, O. Davignon, H. Flacher, J. Goldstein, G.P. Heath, H.F. Heath, L. Kreczko, D.M. Newbold<sup>61</sup>, S. Paramesvaran, B. Penning, T. Sakuma, D. Smith, V.J. Smith, J. Taylor, A. Titterton

**Rutherford Appleton Laboratory, Didcot, United Kingdom**

K.W. Bell, A. Belyaev<sup>62</sup>, C. Brew, R.M. Brown, D. Cieri, D.J.A. Cockerill, J.A. Coughlan, K. Harder, S. Harper, J. Linacre, E. Olaiya, D. Petyt, C.H. Shepherd-Themistocleous, A. Thea, I.R. Tomalin, T. Williams, W.J. Womersley

**Imperial College, London, United Kingdom**

R. Bainbridge, P. Bloch, J. Borg, S. Breeze, O. Buchmuller, A. Bundock, D. Colling, P. Dauncey, G. Davies, M. Della Negra, R. Di Maria, Y. Haddad, G. Hall, G. Iles, T. James, M. Komm, C. Laner, L. Lyons, A.-M. Magnan, S. Malik, A. Martelli, J. Nash<sup>63</sup>, A. Nikitenko<sup>7</sup>, V. Palladino, M. Pesaresi, D.M. Raymond, A. Richards, A. Rose, E. Scott, C. Seez, A. Shtipliyski, G. Singh, M. Stoye, T. Strebler, S. Summers, A. Tapper, K. Uchida, T. Virdee<sup>15</sup>, N. Wardle, D. Winterbottom, J. Wright, S.C. Zenz

**Brunel University, Uxbridge, United Kingdom**

J.E. Cole, P.R. Hobson, A. Khan, P. Kyberd, C.K. Mackay, A. Morton, I.D. Reid, L. Teodorescu, S. Zahid

**Baylor University, Waco, USA**

K. Call, J. Dittmann, K. Hatakeyama, H. Liu, C. Madrid, B. McMaster, N. Pastika, C. Smith

**Catholic University of America, Washington DC, USA**

R. Bartek, A. Dominguez

**The University of Alabama, Tuscaloosa, USA**

A. Buccilli, S.I. Cooper, C. Henderson, P. Rumerio, C. West

**Boston University, Boston, USA**

D. Arcaro, T. Bose, D. Gastler, D. Rankin, C. Richardson, J. Rohlf, L. Sulak, D. Zou

**Brown University, Providence, USA**

G. Benelli, X. Coubez, D. Cutts, M. Hadley, J. Hakala, U. Heintz, J.M. Hogan<sup>64</sup>, K.H.M. Kwok, E. Laird, G. Landsberg, J. Lee, Z. Mao, M. Narain, S. Sagir<sup>65</sup>, R. Syarif, E. Usai, D. Yu

**University of California, Davis, Davis, USA**

R. Band, C. Brainerd, R. Breedon, D. Burns, M. Calderon De La Barca Sanchez, M. Chertok,

J. Conway, R. Conway, P.T. Cox, R. Erbacher, C. Flores, G. Funk, W. Ko, O. Kukral, R. Lander, M. Mulhearn, D. Pellett, J. Pilot, S. Shalhout, M. Shi, D. Stolp, D. Taylor, K. Tos, M. Tripathi, Z. Wang, F. Zhang

**University of California, Los Angeles, USA**

M. Bachtis, C. Bravo, R. Cousins, A. Dasgupta, A. Florent, J. Hauser, M. Ignatenko, N. Mccoll, S. Regnard, D. Saltzberg, C. Schnaible, V. Valuev

**University of California, Riverside, Riverside, USA**

E. Bouvier, K. Burt, R. Clare, J.W. Gary, S.M.A. Ghiasi Shirazi, G. Hanson, G. Karapostoli, E. Kennedy, F. Lacroix, O.R. Long, M. Olmedo Negrete, M.I. Paneva, W. Si, L. Wang, H. Wei, S. Wimpenny, B.R. Yates

**University of California, San Diego, La Jolla, USA**

J.G. Branson, P. Chang, S. Cittolin, M. Derdzinski, R. Gerosa, D. Gilbert, B. Hashemi, A. Holzner, D. Klein, G. Kole, V. Krutelyov, J. Letts, M. Masciovecchio, D. Olivito, S. Padhi, M. Pieri, M. Sani, V. Sharma, S. Simon, M. Tadel, A. Vartak, S. Wasserbaech<sup>66</sup>, J. Wood, F. Würthwein, A. Yagil, G. Zevi Della Porta

**University of California, Santa Barbara - Department of Physics, Santa Barbara, USA**

N. Amin, R. Bhandari, J. Bradmiller-Feld, C. Campagnari, M. Citron, A. Dishaw, V. Dutta, M. Franco Sevilla, L. Gouskos, R. Heller, J. Incandela, A. Ovcharova, H. Qu, J. Richman, D. Stuart, I. Suarez, S. Wang, J. Yoo

**California Institute of Technology, Pasadena, USA**

D. Anderson, A. Bornheim, J.M. Lawhorn, H.B. Newman, T.Q. Nguyen, M. Spiropulu, J.R. Vlimant, R. Wilkinson, S. Xie, Z. Zhang, R.Y. Zhu

**Carnegie Mellon University, Pittsburgh, USA**

M.B. Andrews, T. Ferguson, T. Mudholkar, M. Paulini, M. Sun, I. Vorobiev, M. Weinberg

**University of Colorado Boulder, Boulder, USA**

J.P. Cumalat, W.T. Ford, F. Jensen, A. Johnson, M. Krohn, E. MacDonald, T. Mulholland, R. Patel, K. Stenson, K.A. Ulmer, S.R. Wagner

**Cornell University, Ithaca, USA**

J. Alexander, J. Chaves, Y. Cheng, J. Chu, A. Datta, K. Mcdermott, N. Mirman, J.R. Patterson, D. Quach, A. Rinkevicius, A. Ryd, L. Skinnari, L. Soffi, S.M. Tan, Z. Tao, J. Thom, J. Tucker, P. Wittich, M. Zientek

**Fermi National Accelerator Laboratory, Batavia, USA**

S. Abdullin, M. Albrow, M. Alyari, G. Apollinari, A. Apresyan, A. Apyan, S. Banerjee, L.A.T. Bauerdick, A. Beretvas, J. Berryhill, P.C. Bhat, K. Burkett, J.N. Butler, A. Canepa, G.B. Cerati, H.W.K. Cheung, F. Chlebana, M. Cremonesi, J. Duarte, V.D. Elvira, J. Freeman, Z. Gecse, E. Gottschalk, L. Gray, D. Green, S. Grünendahl, O. Gutsche, J. Hanlon, R.M. Harris, S. Hasegawa, J. Hirschauer, Z. Hu, B. Jayatilaka, S. Jindariani, M. Johnson, U. Joshi, B. Klima, M.J. Kortelainen, B. Kreis, S. Lammel, D. Lincoln, R. Lipton, M. Liu, T. Liu, J. Lykken, K. Maeshima, J.M. Marraffino, D. Mason, P. McBride, P. Merkel, S. Mrenna, S. Nahn, V. O'Dell, K. Pedro, C. Pena, O. Prokofyev, G. Rakness, L. Ristori, A. Savoy-Navarro<sup>67</sup>, B. Schneider, E. Sexton-Kennedy, A. Soha, W.J. Spalding, L. Spiegel, S. Stoynev, J. Strait, N. Strobbe, L. Taylor, S. Tkaczyk, N.V. Tran, L. Uplegger, E.W. Vaandering, C. Vernieri, M. Verzocchi, R. Vidal, M. Wang, H.A. Weber, A. Whitbeck

**University of Florida, Gainesville, USA**

D. Acosta, P. Avery, P. Bortignon, D. Bourilkov, A. Brinkerhoff, L. Cadamuro, A. Carnes, M. Carver, D. Curry, R.D. Field, S.V. Gleyzer, B.M. Joshi, J. Konigsberg, A. Korytov, K.H. Lo, P. Ma, K. Matchev, H. Mei, G. Mitselmakher, D. Rosenzweig, K. Shi, D. Sperka, J. Wang, S. Wang, X. Zuo

**Florida International University, Miami, USA**

Y.R. Joshi, S. Linn

**Florida State University, Tallahassee, USA**

A. Ackert, T. Adams, A. Askew, S. Hagopian, V. Hagopian, K.F. Johnson, T. Kolberg, G. Martinez, T. Perry, H. Prosper, A. Saha, C. Schiber, R. Yohay

**Florida Institute of Technology, Melbourne, USA**

M.M. Baarmand, V. Bhopatkar, S. Colafranceschi, M. Hohlmann, D. Noonan, M. Rahmani, T. Roy, F. Yumiceva

**University of Illinois at Chicago (UIC), Chicago, USA**

M.R. Adams, L. Apanasevich, D. Berry, R.R. Betts, R. Cavanaugh, X. Chen, S. Dittmer, O. Evdokimov, C.E. Gerber, D.A. Hangal, D.J. Hofman, K. Jung, J. Kamin, C. Mills, I.D. Sandoval Gonzalez, M.B. Tonjes, H. Trauger, N. Varelas, H. Wang, X. Wang, Z. Wu, J. Zhang

**The University of Iowa, Iowa City, USA**

M. Alhousseini, B. Bilki<sup>68</sup>, W. Clarida, K. Dilsiz<sup>69</sup>, S. Durgut, R.P. Gandrajula, M. Haytmyradov, V. Khristenko, J.-P. Merlo, A. Mestvirishvili, A. Moeller, J. Nachtman, H. Ogul<sup>70</sup>, Y. Onel, F. Ozok<sup>71</sup>, A. Penzo, C. Snyder, E. Tiras, J. Wetzel

**Johns Hopkins University, Baltimore, USA**

B. Blumenfeld, A. Cocoros, N. Eminizer, D. Fehling, L. Feng, A.V. Gritsan, W.T. Hung, P. Maksimovic, J. Roskes, U. Sarica, M. Swartz, M. Xiao, C. You

**The University of Kansas, Lawrence, USA**

A. Al-bataineh, P. Baringer, A. Bean, S. Boren, J. Bowen, A. Bylinkin, J. Castle, S. Khalil, A. Kropivnitskaya, D. Majumder, W. Mcbrayer, M. Murray, C. Rogan, S. Sanders, E. Schmitz, J.D. Tapia Takaki, Q. Wang

**Kansas State University, Manhattan, USA**

S. Duric, A. Ivanov, K. Kaadze, D. Kim, Y. Maravin, D.R. Mendis, T. Mitchell, A. Modak, A. Mohammadi, L.K. Saini, N. Skhirtladze

**Lawrence Livermore National Laboratory, Livermore, USA**

F. Rebassoo, D. Wright

**University of Maryland, College Park, USA**

A. Baden, O. Baron, A. Belloni, S.C. Eno, Y. Feng, C. Ferraioli, N.J. Hadley, S. Jabeen, G.Y. Jeng, R.G. Kellogg, J. Kunkle, A.C. Mignerey, S. Nabili, F. Ricci-Tam, Y.H. Shin, A. Skuja, S.C. Tonwar, K. Wong

**Massachusetts Institute of Technology, Cambridge, USA**

D. Abercrombie, B. Allen, V. Azzolini, A. Baty, G. Bauer, R. Bi, S. Brandt, W. Busza, I.A. Cali, M. D'Alfonso, Z. Demiragli, G. Gomez Ceballos, M. Goncharov, P. Harris, D. Hsu, M. Hu, Y. Iiyama, G.M. Innocenti, M. Klute, D. Kovalskyi, Y.-J. Lee, P.D. Luckey, B. Maier, A.C. Marini, C. McGinn, C. Mironov, S. Narayanan, X. Niu, C. Paus, C. Roland, G. Roland, G.S.F. Stephans, K. Sumorok, K. Tatar, D. Velicanu, J. Wang, T.W. Wang, B. Wyslouch, S. Zhaozhong

**University of Minnesota, Minneapolis, USA**

A.C. Benvenuti<sup>†</sup>, R.M. Chatterjee, A. Evans, P. Hansen, Sh. Jain, S. Kalafut, Y. Kubota, Z. Lesko, J. Mans, N. Ruckstuhl, R. Rusack, J. Turkewitz, M.A. Wadud

**University of Mississippi, Oxford, USA**

J.G. Acosta, S. Oliveros

**University of Nebraska-Lincoln, Lincoln, USA**

E. Avdeeva, K. Bloom, D.R. Claes, C. Fangmeier, F. Golf, R. Gonzalez Suarez, R. Kamalieddin, I. Kravchenko, J. Monroy, J.E. Siado, G.R. Snow, B. Stieger

**State University of New York at Buffalo, Buffalo, USA**

A. Godshalk, C. Harrington, I. Iashvili, A. Kharchilava, C. Mclean, D. Nguyen, A. Parker, S. Rappoccio, B. Roozbahani

**Northeastern University, Boston, USA**

G. Alverson, E. Barberis, C. Freer, A. Hortiangtham, D.M. Morse, T. Orimoto, R. Teixeira De Lima, T. Wamorkar, B. Wang, A. Wisecarver, D. Wood

**Northwestern University, Evanston, USA**

S. Bhattacharya, O. Charaf, K.A. Hahn, N. Mucia, N. Odell, M.H. Schmitt, K. Sung, M. Trovato, M. Velasco

**University of Notre Dame, Notre Dame, USA**

R. Bucci, N. Dev, M. Hildreth, K. Hurtado Anampa, C. Jessop, D.J. Karmgard, N. Kellams, K. Lannon, W. Li, N. Loukas, N. Marinelli, F. Meng, C. Mueller, Y. Musienko<sup>34</sup>, M. Planer, A. Reinsvold, R. Ruchti, P. Siddireddy, G. Smith, S. Taroni, M. Wayne, A. Wightman, M. Wolf, A. Woodard

**The Ohio State University, Columbus, USA**

J. Alimena, L. Antonelli, B. Bylsma, L.S. Durkin, S. Flowers, B. Francis, A. Hart, C. Hill, W. Ji, T.Y. Ling, W. Luo, B.L. Winer

**Princeton University, Princeton, USA**

S. Cooperstein, P. Elmer, J. Hardenbrook, S. Higginbotham, A. Kalogeropoulos, D. Lange, M.T. Luchini, J. Luo, D. Marlow, K. Mei, I. Ojalvo, J. Olsen, C. Palmer, P. Piroué, J. Salfeld-Nebgen, D. Stickland, C. Tully

**University of Puerto Rico, Mayaguez, USA**

S. Malik, S. Norberg

**Purdue University, West Lafayette, USA**

A. Barker, V.E. Barnes, S. Das, L. Gutay, M. Jones, A.W. Jung, A. Khatiwada, B. Mahakud, D.H. Miller, N. Neumeister, C.C. Peng, S. Piperov, H. Qiu, J.F. Schulte, J. Sun, F. Wang, R. Xiao, W. Xie

**Purdue University Northwest, Hammond, USA**

T. Cheng, J. Dolen, N. Parashar

**Rice University, Houston, USA**

Z. Chen, K.M. Ecklund, S. Freed, F.J.M. Geurts, M. Kilpatrick, W. Li, B.P. Padley, R. Redjimi, J. Roberts, J. Rorie, W. Shi, Z. Tu, J. Zabel, A. Zhang

**University of Rochester, Rochester, USA**

A. Bodek, P. de Barbaro, R. Demina, Y.t. Duh, J.L. Dulemba, C. Fallon, T. Ferbel, M. Galanti, A. Garcia-Bellido, J. Han, O. Hindrichs, A. Khukhunaishvili, P. Tan, R. Taus

**Rutgers, The State University of New Jersey, Piscataway, USA**

A. Agapitos, J.P. Chou, Y. Gershtein, E. Halkiadakis, M. Heindl, E. Hughes, S. Kaplan, R. Kunnawalkam Elayavalli, S. Kyriacou, A. Lath, R. Montalvo, K. Nash, M. Osherson, H. Saka, S. Salur, S. Schnetzer, D. Sheffield, S. Somalwar, R. Stone, S. Thomas, P. Thomassen, M. Walker

**University of Tennessee, Knoxville, USA**

A.G. Delannoy, J. Heideman, G. Riley, S. Spanier

**Texas A&M University, College Station, USA**

O. Bouhali<sup>72</sup>, A. Celik, M. Dalchenko, M. De Mattia, A. Delgado, S. Dildick, R. Eusebi, J. Gilmore, T. Huang, T. Kamon<sup>73</sup>, S. Luo, R. Mueller, A. Perloff, L. Perniè, D. Rathjens, A. Safonov

**Texas Tech University, Lubbock, USA**

N. Akchurin, J. Damgov, F. De Guio, P.R. Duderu, S. Kunori, K. Lamichhane, S.W. Lee, T. Mengke, S. Muthumuni, T. Peltola, S. Undleeb, I. Volobouev, Z. Wang

**Vanderbilt University, Nashville, USA**

S. Greene, A. Gurrola, R. Janjam, W. Johns, C. Maguire, A. Melo, H. Ni, K. Padeken, J.D. Ruiz Alvarez, P. Sheldon, S. Tuo, J. Velkovska, M. Verweij, Q. Xu

**University of Virginia, Charlottesville, USA**

M.W. Arenton, P. Barria, B. Cox, R. Hirosky, M. Joyce, A. Ledovskoy, H. Li, C. Neu, T. Sinthuprasith, Y. Wang, E. Wolfe, F. Xia

**Wayne State University, Detroit, USA**

R. Harr, P.E. Karchin, N. Poudyal, J. Sturdy, P. Thapa, S. Zaleski

**University of Wisconsin - Madison, Madison, WI, USA**

M. Brodski, J. Buchanan, C. Caillol, D. Carlsmith, S. Dasu, L. Dodd, B. Gomber, M. Grothe, M. Herndon, A. Hervé, U. Hussain, P. Klabbers, A. Lanaro, K. Long, R. Loveless, T. Ruggles, A. Savin, V. Sharma, N. Smith, W.H. Smith, N. Woods

†: Deceased

1: Also at Vienna University of Technology, Vienna, Austria

2: Also at IRFU, CEA, Université Paris-Saclay, Gif-sur-Yvette, France

3: Also at Universidade Estadual de Campinas, Campinas, Brazil

4: Also at Federal University of Rio Grande do Sul, Porto Alegre, Brazil

5: Also at Université Libre de Bruxelles, Bruxelles, Belgium

6: Also at University of Chinese Academy of Sciences, Beijing, China

7: Also at Institute for Theoretical and Experimental Physics, Moscow, Russia

8: Also at Joint Institute for Nuclear Research, Dubna, Russia

9: Also at Helwan University, Cairo, Egypt

10: Now at Zewail City of Science and Technology, Zewail, Egypt

11: Also at Department of Physics, King Abdulaziz University, Jeddah, Saudi Arabia

12: Also at Université de Haute Alsace, Mulhouse, France

13: Also at Skobeltsyn Institute of Nuclear Physics, Lomonosov Moscow State University, Moscow, Russia

14: Also at Tbilisi State University, Tbilisi, Georgia

15: Also at CERN, European Organization for Nuclear Research, Geneva, Switzerland

16: Also at RWTH Aachen University, III. Physikalisches Institut A, Aachen, Germany

17: Also at University of Hamburg, Hamburg, Germany

18: Also at Brandenburg University of Technology, Cottbus, Germany

- 19: Also at MTA-ELTE Lendület CMS Particle and Nuclear Physics Group, Eötvös Loránd University, Budapest, Hungary
- 20: Also at Institute of Nuclear Research ATOMKI, Debrecen, Hungary
- 21: Also at Institute of Physics, University of Debrecen, Debrecen, Hungary
- 22: Also at Indian Institute of Technology Bhubaneswar, Bhubaneswar, India
- 23: Also at Institute of Physics, Bhubaneswar, India
- 24: Also at Shoolini University, Solan, India
- 25: Also at University of Visva-Bharati, Santiniketan, India
- 26: Also at Isfahan University of Technology, Isfahan, Iran
- 27: Also at Plasma Physics Research Center, Science and Research Branch, Islamic Azad University, Tehran, Iran
- 28: Also at Università degli Studi di Siena, Siena, Italy
- 29: Also at Kyunghee University, Seoul, Korea
- 30: Also at International Islamic University of Malaysia, Kuala Lumpur, Malaysia
- 31: Also at Malaysian Nuclear Agency, MOSTI, Kajang, Malaysia
- 32: Also at Consejo Nacional de Ciencia y Tecnología, Mexico city, Mexico
- 33: Also at Warsaw University of Technology, Institute of Electronic Systems, Warsaw, Poland
- 34: Also at Institute for Nuclear Research, Moscow, Russia
- 35: Now at National Research Nuclear University 'Moscow Engineering Physics Institute' (MEPhI), Moscow, Russia
- 36: Also at St. Petersburg State Polytechnical University, St. Petersburg, Russia
- 37: Also at University of Florida, Gainesville, USA
- 38: Also at P.N. Lebedev Physical Institute, Moscow, Russia
- 39: Also at California Institute of Technology, Pasadena, USA
- 40: Also at Budker Institute of Nuclear Physics, Novosibirsk, Russia
- 41: Also at Faculty of Physics, University of Belgrade, Belgrade, Serbia
- 42: Also at INFN Sezione di Pavia <sup>a</sup>, Università di Pavia <sup>b</sup>, Pavia, Italy
- 43: Also at University of Belgrade, Faculty of Physics and Vinca Institute of Nuclear Sciences, Belgrade, Serbia
- 44: Also at Scuola Normale e Sezione dell'INFN, Pisa, Italy
- 45: Also at National and Kapodistrian University of Athens, Athens, Greece
- 46: Also at Riga Technical University, Riga, Latvia
- 47: Also at Universität Zürich, Zurich, Switzerland
- 48: Also at Stefan Meyer Institute for Subatomic Physics (SMI), Vienna, Austria
- 49: Also at Adiyaman University, Adiyaman, Turkey
- 50: Also at Istanbul Aydin University, Istanbul, Turkey
- 51: Also at Mersin University, Mersin, Turkey
- 52: Also at Piri Reis University, Istanbul, Turkey
- 53: Also at Gaziosmanpasa University, Tokat, Turkey
- 54: Also at Ozyegin University, Istanbul, Turkey
- 55: Also at Izmir Institute of Technology, Izmir, Turkey
- 56: Also at Marmara University, Istanbul, Turkey
- 57: Also at Kafkas University, Kars, Turkey
- 58: Also at Istanbul University, Faculty of Science, Istanbul, Turkey
- 59: Also at Istanbul Bilgi University, Istanbul, Turkey
- 60: Also at Hacettepe University, Ankara, Turkey
- 61: Also at Rutherford Appleton Laboratory, Didcot, United Kingdom
- 62: Also at School of Physics and Astronomy, University of Southampton, Southampton, United Kingdom



- 63: Also at Monash University, Faculty of Science, Clayton, Australia
- 64: Also at Bethel University, St. Paul, USA
- 65: Also at Karamanoğlu Mehmetbey University, Karaman, Turkey
- 66: Also at Utah Valley University, Orem, USA
- 67: Also at Purdue University, West Lafayette, USA
- 68: Also at Beykent University, Istanbul, Turkey
- 69: Also at Bingol University, Bingol, Turkey
- 70: Also at Sinop University, Sinop, Turkey
- 71: Also at Mimar Sinan University, Istanbul, Istanbul, Turkey
- 72: Also at Texas A&M University at Qatar, Doha, Qatar
- 73: Also at Kyungpook National University, Daegu, Korea