

# Naturalness, the Hyperbolic Branch and Prospects for the Observation of Charged Higgs at High Luminosity LHC and 27 TeV LHC

Amin Aboubrahim\* and Pran Nath†

Department of Physics, Northeastern University, Boston, MA 02115-5000, USA

May 2, 2022

**Abstract:** One of the early criterion proposed for naturalness was a relatively small Higgs mixing parameter  $\mu$  with  $\mu/M_Z$  order few. A relatively small  $\mu$  may lead to heavier Higgs masses ( $H^0, A, H^\pm$  in MSSM) which are significantly lighter than other scalars such as squarks. Such a situation is realized on the hyperbolic branch of radiative breaking of the electroweak symmetry. In this analysis we construct supergravity unified models with relatively small  $\mu$  in the sense described above and discuss the search for the charged Higgs boson  $H^\pm$  at HL-LHC and HE-LHC where we also carry out a relative comparison of the discovery potential of the two using the decay channel  $H^\pm \rightarrow \tau\nu$ . It is shown that an analysis based on the traditional linear cuts on signals and backgrounds is not very successful in extracting the signal while, in contrast, machine learning techniques such as boosted decision trees prove to be far more effective. Thus it is shown that models not discoverable with the conventional cut analyses become discoverable with machine learning techniques. Using boosted decision trees we consider several benchmarks and analyze the potential for their  $5\sigma$  discovery at the 14 TeV HL-LHC and at 27 TeV HE-LHC. It is shown that while the ten benchmarks considered with the charged Higgs boson mass in the range 373 GeV-812 GeV are all discoverable at HE-LHC, only four of the ten with Higgs boson masses in the range 373 GeV-470 GeV are discoverable at HL-LHC. Further, while the model points discoverable at both HE-LHC and HL-LHC would require up to 7 years of running time at HL-LHC, they could all be discovered in a period of few months at HE-LHC. The analysis shows that a transition from HL-LHC to HE-LHC when technologically feasible would expedite the discovery of the charged Higgs for the benchmarks considered in this work. We note that the observation of a charged Higgs boson with mass in the range indicated would lend support to the idea of naturalness defined by a relatively small  $\mu$  and further, it will lend support to radiative breaking of the electroweak symmetry occurring on the hyperbolic branch.

---

\*Email: a.abouibrahim@northeastern.edu

†Email: p.nath@northeastern.edu

# 1 Introduction

The discovery of the Higgs boson [1–3] in 2012 by the ATLAS and CMS collaborations [4, 5] was a landmark and contains clues to the nature of physics beyond the standard model. Thus in the standard model the Higgs boson can be as large as 800 GeV while in supergravity (SUGRA) grand unified models [6] (for a review see [7]) it is predicted to lie below 130 GeV [8]. Further, the Higgs boson is discovered with a mass of  $\sim 125$  GeV exhibiting the fact that the supergravity limit of 130 GeV is respected. However, within supersymmetry (SUSY) the tree level Higgs boson mass is predicted to lie below the Z-boson mass, which indicates that the loop corrections are rather large which in turn points to the scale of weak scale supersymmetry lying in the several TeV region [8]. The large scale of weak scale supersymmetry makes the observation of sparticles more difficult. Further, with larger sfermion masses efficient annihilation of dark matter particles becomes more difficult and typically requires coannihilation [9] to be consistent with the WMAP [10] and Planck data [11]. Coannihilation in turn implies that the decay of the next-to-lightest supersymmetric particle (NLSP) will produce soft final states in models with  $R$ -parity which makes the detection of supersymmetry also more difficult. These constraints are softened in models where the wino or the higgsino content of the neutralino is significant as shown for some of the models discussed in section 3.

It should be noted that the large scale of weak scale supersymmetry resolves some of the problems associated with low scale supersymmetry. One of these concerns taming the CP phases that arise in the soft breaking sector of supersymmetry and can produce large electric dipole moments in conflict with the experimental limits that currently exist. One of the ways to control them is the cancellation mechanism [12, 13]. However, if the sfermion masses lie in the several TeV region, the CP phases would be automatically controlled [14, 15]. In unified models based on supersymmetry one persistent problem relates to the dangerous proton decay arising from baryon and lepton number violating dimension five operators. However, such operators are significantly suppressed if the scalar masses lie in the several TeV region [16, 17]. Another problem that finds resolution if the weak scale is large relates to the so-called gravitino problem, in that a gravitino with a mass larger than 10 TeV will decay early enough not to interfere with big bang nucleosynthesis [18]. It is also quite remarkable that supergravity models with sizable scalar masses in the range of several TeV are consistent with the unification of gauge couplings [18]. Thus the case for supersymmetry is stronger as a consequence of the discovery of the standard model-like Higgs boson [19, 20].

One of the signatures of supersymmetric models is the existence of at least two Higgs doublets which leads to two more neutral Higgs bosons, one CP even  $H^0$  and one CP odd  $A^0$ , and two charged Higgs  $H^\pm$ . Thus an indication of the existence of new physics beyond the standard model and an indirect support for supersymmetry can also come via discovery of one or more heavier Higgs bosons beyond the Higgs boson of the standard model. In supergravity unified models radiative breaking of the electroweak symmetry leads in general to two branches, one is the so-called ellipsoidal branch and the other is the hyperbolic branch (HB) [21–23] (for related works see [24–27]). On the hyperbolic branch the Higgs mixing parameter  $\mu$  can be relatively small with  $\mu/M_Z$  order a few while the squarks masses can lie in the several

TeV region and provide the desired loop correction to the standard model-like Higgs boson to lift its tree level value from below  $M_Z$  to its experimentally measured value. However, a relatively small  $\mu$  points to relatively light heavier Higgs bosons (relative to the squark masses) and thus candidates for discovery at colliders. In this work we focus on the potential of the LHC to discover the charged Higgs within SUGRA models which are high scale models where SUSY is broken by gravity mediation. Currently LHC is in its second phase which we might call LHC2 after the very successful LHC1 run which discovered the Higgs boson. The LHC2 will run till the end of 2018 and each detector will collect about  $150 \text{ fb}^{-1}$  of data. It will then shut down for two years for an upgrade to LHC3 which will resume its run in the period 2021-2023 and it is expected to collect  $300 \text{ fb}^{-1}$  of additional data. After that there will be a major upgrade to LHC4 in the period 2023-2026 with an upgrade to  $\sqrt{s} = 14 \text{ TeV}$  and to high luminosity. It is expected that LHC4 will resume its operations in 2026 and run for ten years at the end of which an integrated luminosity of  $3000 \text{ fb}^{-1}$  will be achieved.

Assuming that the discovery of a sparticle or a heavier Higgs is made at the LHC, a full exploration of the spectrum of the sparticle masses and of the Higgses will require a higher energy machine and there are dedicated groups investigating this possibility. One of the possibilities discussed is a 100 TeV proton-proton collider at CERN. This would require a 100 km circular ring in the lake Geneva basin. Another possibility discussed is that of a 100 TeV proton-proton collider in China [28, 29]. However, a new possibility has recently been discussed which is a 27 TeV proton-proton collider [30–34] which can be built in the existing CERN ring with 16 Tesla superconducting magnets using the FCC technology. Such a machine will operate with a luminosity of  $2.5 \times 10^{35} \text{ cm}^{-2}\text{s}^{-1}$  and collect up to  $15 \text{ ab}^{-1}$  of data. In a recent work [35] an analysis on the potential for the discovery of supersymmetry at HL-LHC vs HE-LHC was carried out. In this work we carry out a similar analysis to discuss the potential for the discovery of charged Higgs at the HL-LHC vs HE-LHC. Here we make a further comparison of the conventional linear cuts vs machine learning tools for the discovery. Specifically we use in our analysis boosted decision trees (BDT) and show that some of the models which are undiscoverable at HL-LHC using the conventional linear cut analysis can be discovered using boosted decision tree technique. We carry out a similar analysis for HE-LHC. Here we show that HE-LHC is much more powerful for the discovery of the charged Higgs than HL-LHC.

The outline of the rest of the paper is as follows: In section 2 we give an overview of the Higgs sector in the MSSM, in section 3 we give a review of the HB of radiative breaking of electroweak symmetry and in section 4 we describe the SUGRA model and the benchmark points used in this analysis satisfying the Higgs boson mass and the dark matter relic density. In section 5 we describe the production modes of the charged Higgs in association with a top [bottom] quark in the four and five flavour schemes and give the respective production cross-sections and charged Higgs branching ratios for the benchmark points. The codes used for simulation of signal and background samples are described in section 6 along with the selection criteria used to study the discovery potential of the charged Higgs in its  $\tau\nu$  decay. Also the two methods for signal analysis, linear cut-based and boosted decision trees, are explained and compared. In section 7 we discuss dark matter direct detection for the SUGRA benchmark points and in section 8 we give conclusions.

## 2 The Higgs sector in the MSSM

In the minimal supersymmetric standard model (MSSM), the Higgs sector contains two Higgs doublets  $H_d$  and  $H_u$ ,

$$H_d = \begin{pmatrix} H_d^0 \\ H_d^- \end{pmatrix} \quad \text{and} \quad H_u = \begin{pmatrix} H_u^+ \\ H_u^0 \end{pmatrix}, \quad (1)$$

with opposite hypercharge which ensures the cancellation of chiral anomalies. Here  $H_d$  gives mass to the down-type quarks and the leptons while  $H_u$  gives mass to up-type quarks. The Higgs potential in the MSSM arises from three sources: the  $F$  term of the superpotential, the  $D$  terms containing the quartic Higgs interaction and the soft SUSY breaking Higgs mass squared,  $m_{H_d}^2$  and  $m_{H_u}^2$ , and the bilinear  $B$  term. The full CP-conserving Higgs scalar potential can be written as [36]

$$V_H = (|\mu|^2 + m_{H_d}^2)|H_d|^2 + (|\mu|^2 + m_{H_u}^2)|H_u|^2 - \mu B \epsilon_{ij} (H_u^i H_d^j + \text{h.c.}) \\ + \frac{g_1^2 + g_2^2}{8} (|H_d|^2 - |H_u|^2)^2 + \frac{1}{2} g_2^2 |H_d^\dagger H_u|^2 + \Delta V_{loop}, \quad (2)$$

where  $\mu$  is the Higgs mixing parameter appearing in the superpotential term  $\mu \hat{H}_u \cdot \hat{H}_d$ . Minimization of the potential which preserves color and charge gives two constraints one of which can be used to determine  $\mu$  up to a sign, and the other to eliminate  $B$  in favor of  $\tan \beta = v_d/v_u$ . The neutral components of the Higgs doublets can be expanded around their VEVs so that

$$H_d^0 = \frac{1}{\sqrt{2}} (v_d + \phi_d + i\psi_d), \\ H_u^0 = \frac{1}{\sqrt{2}} (v_u + \phi_u + i\psi_u). \quad (3)$$

After spontaneous breaking the mass diagonal charged and CP odd neutral Higgs fields are given by

$$H^\pm = -H_d^\pm \sin \beta + H_u^\pm \cos \beta, \quad (4)$$

$$A = -\psi_d \sin \beta + \psi_u \cos \beta. \quad (5)$$

The charged and the CP odd neutral Higgs boson masses at the tree level are given by

$$m_{H^\pm}^2 = m_A^2 + m_W^2 \quad ; \quad m_A^2 = \frac{2B\mu}{\sin(2\beta)}. \quad (6)$$

In the MSSM, the couplings of the charged Higgs boson to up-type fermions go as  $\cot \beta$  whereas the coupling goes as  $\tan \beta$  for down-type fermions. In this paper we will be looking at the leptonic decays of the charged Higgs boson and so enhancing this channel requires larger  $\tan \beta$  values. This has become increasingly difficult for low masses of the charged Higgs since exclusion limits tend to be more severe for the high  $\tan \beta$ -low mass regime as will explain in the coming sections. The Higgs sector of the MSSM is similar to the 2HDM-type II with some differences such as the SUSY QCD corrections which are present only for the MSSM case. For reviews on the Higgs sector of the MSSM and the 2HDM see Refs. [37–39].

### 3 Naturalness and the hyperbolic branch of radiative breaking

Issues of naturalness arise in the context of radiative breaking of the electroweak symmetry where one of the stability conditions is given by

$$\mu^2 = \frac{m_{H_u}^2 \sin^2 \beta - m_{H_d}^2 \cos^2 \beta}{\cos 2\beta} - \frac{M_Z^2}{2} + \delta\mu^2, \quad (7)$$

where  $\delta\mu^2$  is the loop correction [40]. To illustrate the origin of the hyperbolic branch we consider the case of universal boundary conditions given by  $m_0, A_0, m_{1/2}, \tan \beta$  and  $\text{sign}(\mu)$  where  $m_0$  is the universal scalar mass,  $A_0$  is the universal trilinear coupling,  $m_{1/2}$  is the universal gaugino mass all at the GUT scale and  $\tan \beta$  as defined earlier (the analysis of the hyperbolic branch for the non-universal case can be found in [16]). Thus for the universal boundary conditions at the GUT scale we may write this equation in terms of the parameters at the GUT scale [21, 41] so that

$$\mu^2 = -\frac{1}{2}M_Z^2 + m_0^2 C_1 + A_0^2 C_2 + m_{1/2}^2 C_3 + m_{1/2} A_0 C_4 + \Delta\mu_{\text{loop}}^2, \quad (8)$$

where

$$C_1 = \frac{1}{\tan^2 \beta - 1} \left( 1 - \frac{3D_0 - 1}{2} \tan^2 \beta \right), \quad (9)$$

$$C_2 = \frac{\tan^2 \beta}{\tan^2 \beta - 1} k, \quad (10)$$

$$C_3 = \frac{1}{\tan^2 \beta - 1} (g - e \tan^2 \beta), \quad (11)$$

$$C_4 = -\frac{\tan^2 \beta}{\tan^2 \beta - 1} f, \quad (12)$$

and  $D_0(t)$  is defined by

$$D_0(t) = (1 + 6Y_0 F(t))^{-1}. \quad (13)$$

Here  $Y_0 = h_t^2(0)/(4\pi^2)$ , where  $h_t(0)$  is the top Yukawa coupling at the GUT scale  $M_G$ ,  $F(t) = \int_0^t E(t') dt'$ , where  $E(t) = (1 + \beta_3 t)^{16/3b_3} (1 + \beta_2 t)^{3/b_2} (1 + \beta_1 t)^{13/9b_1}$ . Here  $\beta_i = \alpha_i(0)b_i/(4\pi)$  and  $b_i = (-3, 1, 11)$  for  $SU(3)$ ,  $SU(2)$  and  $U(1)$  and  $t = \ln(M_G^2/Q^2)$  where  $Q$  is the renormalization group point. Our normalizations are such that  $\alpha_3(0) = \alpha_2(0) = \frac{5}{3}\alpha_1(0) = \alpha_G(0)$ . The functions  $e, f, g, k$  are as defined in [42]. An interesting aspect of Eq. (8) is that it relates  $\mu$ , which enters in the superpotential, to the soft breaking terms. This raises the issue of what the size of  $\mu$  is. One very obvious choice is the following: the radiative breaking equation is supposed to generate masses for the vector bosons  $W$  and  $Z$ . Thus a reasonable choice is to have  $\mu/M_Z$  which is order few, i.e.,  $\mu/M_Z \sim (1 - 5)$  which was essentially the criterion of naturalness adopted in [21]. We note here that small  $\mu$  models have been investigated quite extensively recently (see, e.g., [43–45] and the references therein).

It is important to note that a relatively small  $\mu$  discussed above does not necessarily imply that  $m_0$  need be small. To illustrate this point, it is useful to exhibit the underlying geometry of the radiative breaking equation. Thus, as is well known, both the tree value of  $\mu^2$  given by Eq. (8) and the loop correction  $\Delta\mu_{\text{loop}}^2$ , have significant dependence on the renormalization group scale. Their sum, however, is relatively insensitive to the changes in the renormalization group scale [21]. Thus suppose we go to the renormalization group point where the loop correction is small, and here we may simply consider the tree formula for  $\mu^2$ . It was seen in [21] that while for part of the parameter space of supergravity models all the  $C_i$ , ( $i = 1 - 4$ ) are positive, there are regions of the parameter space where  $C_1$  can vanish or even turn negative. Reference to Eq. (8) shows that for the case when  $C_1 = 0$ ,  $\mu^2$  becomes independent of  $m_0$  (this is the so-called focal point region). Similarly when  $C_1 < 0$ , one finds curves in the  $m_0 - A_0$  plane where the sum of the contributions to  $\mu^2$  involving  $m_0$  and  $A_0$  vanish. This is what one may call the focal curve region [23]. The same idea extends to focal surfaces. In these regions  $\mu$  and one or more of the soft parameters are uncorrelated. Thus, for example,  $m_0$  and  $A_0$  can be chosen without affecting  $\mu$  in the focal curve region.

We wish to note here that concepts such as naturalness are generally invoked only in the context of an incomplete theory which means that some parameters in the theory are unknown and one must make reasonable choices for them for investigating the theory. However, choices which might appear unreasonable need not be so if they are dictated by the internal constraints of the more complete theory, which means that no doors need be closed when working with an incomplete theory. Thus in the analysis below we will consider two ranges for  $\mu$ : one which fits the criteria discussed above, i.e.,  $\mu/M_Z$  in the range (1-5) and for the other we will step outside this range. We note that the analysis above shows that the observation of one of the heavier Higgs bosons  $H^0, A^0, H^\pm$  with masses much less than  $m_0$  would point to radiative breaking of the electroweak symmetry on the hyperbolic branch and further if these Higgs bosons are observed with masses in the few hundred GeV range, that would lend support to naturalness defined by small  $\mu$ .

## 4 SUGRA model benchmarks

The focus of this work is to explore the potential of HL-LHC and HE-LHC for discovering a charged Higgs boson in a class of high scale models, specifically SUGRA models consistent with the experimental constraints on the light Higgs mass at  $\sim 125$  GeV. The analysis is done under the constraints of  $R$ -parity so the LSP is stable. Further, in a large part of the parameter space in SUGRA models it is found that the LSP is also the lightest neutralino and thus a candidate for dark matter and the models are thus subject to the constraints that they be consistent with the observed amount of cold dark matter so that [11],

$$\Omega h^2 = 0.1198 \pm 0.0012. \quad (14)$$

Consistency with Eq. (14) would require non-universalities in the gaugino sector. Further, from Eq. (6) we note that the charged Higgs mass depends on the mass of the CP odd neutral Higgs  $A^0$  which in turn depends on the Higgs mixing parameter,  $\mu$  and  $\tan\beta$ . We

wish to have charged Higgs masses in the range  $\sim (300 - 800)$  GeV, which requires non-universalities in  $m_{H_d}$  and  $m_{H_u}$  at the grand unification scale. Including the non-universalities in the gaugino sector (for recent works see [46]) and in the Higgs masses (for recent works see [47] and for a review see [48]), the extended SUGRA parameter space at the GUT scale is given by

$$m_0, \quad A_0, \quad m_1, \quad m_2, \quad m_3, \quad m_{H_u}^0, \quad m_{H_d}^0, \quad \tan \beta, \quad \text{sgn}(\mu), \quad (15)$$

where  $m_1, m_2, m_3$  are the masses of the  $U(1)$ ,  $SU(2)$ , and  $SU(3)_C$  gauginos, and  $m_{H_u}^0$  and  $m_{H_d}^0$  are the masses of the up and down Higgs bosons all at the GUT scale. In Table 1 we exhibit ten benchmarks which lead to Higgs masses and sparticle masses in the ranges not excluded. We note here that satisfaction of the relic constraint requires coannihilation in the models we consider. Coannihilation has been considered in a variety of recent works [49–51] where with stop, gluino and stau coannihilations were considered. Here as in the analysis of [18] the coannihilating particle is the lightest chargino,  $\chi_1^\pm$  which implies that the chargino and the LSP mass gap must be small, i.e.,

$$(m_{\tilde{\chi}_1^\pm} - m_{\tilde{\chi}_1^0}) \ll m_{\tilde{\chi}_1^0}.$$

The mass spectrum of the model is calculated using `softSUSY` [52, 53] and the relic density is evaluated using `micrOMEGAs` [54]. Taking the computational uncertainties in the codes into consideration, the light Higgs mass constraint is taken to be  $125 \pm 2$  GeV and the relic density as  $\Omega h^2 < 0.126$ . For the case when the cold dark matter constitutes only a fraction of dark matter, one would have multi-component dark matter [55] (one such recent possibility is the ultralight dark axion, see, e.g., [56, 57]).

Model	$m_0$	$m_{H_d}^0$	$m_{H_u}^0$	$A_0$	$m_1$	$m_2$	$m_3$	$\tan \beta$
(a)	5032	434	9034	-12429	960	285	3395	8
(b)	4232	1077	8480	-11859	709	250	3358	10
(c)	4280	921	7702	-10400	485	269	2968	10
(d)	5311	1512	9854	-14126	484	272	3709	11
(e)	4636	1105	8093	-11034	400	252	3090	11
(f)	5785	1402	8577	-12322	395	238	2477	12
(g)	3820	1895	7395	-10390	585	318	2843	15
(h)	5800	2159	8365	-12200	686	425	2280	16
(i)	7150	2001	9582	-14300	380	233	2250	15
(j)	3399	2335	7082	-9823	472	259	2900	18

Table 1: Input parameters for the SUGRA benchmark points used in this analysis. All masses are in GeV.

Model	$h^0$	$\mu$	$\tilde{\chi}_1^0$	$\tilde{\chi}_1^\pm$	$\tilde{t}$	$\tilde{g}$	$A^0 \sim H^0$	$H^\pm$	$\Omega_{\tilde{\chi}_1^0}^{\text{th}} h^2$
(a)	123.0	232	153.5	156.6	3177	7140	364	373	$1.06 \times 10^{-3}$
(b)	123.1	257	139.0	140.9	2832	7027	408	416	$6.76 \times 10^{-4}$
(c)	123.2	429	175.8	177.9	2982	6282	432	439	$9.32 \times 10^{-4}$
(d)	123.0	422	170.7	172.5	3079	7747	463	470	$8.71 \times 10^{-4}$
(e)	123.2	688	157.3	168.7	3185	6536	504	511	$1.34 \times 10^{-3}$
(f)	123.2	863	161.9	173.6	2640	5419	561	567	$1.29 \times 10^{-3}$
(g)	123.3	373	213.2	216.9	2408	6006	611	616	$1.55 \times 10^{-3}$
(h)	123.1	1039	295.5	343.4	2451	5018	652	657	$1.24 \times 10^{-1}$
(i)	123.3	1587	160.7	181.7	2954	5030	696	701	$9.40 \times 10^{-2}$
(j)	123.8	339	163.7	166.5	2552	6096	808	812	$9.18 \times 10^{-4}$

Table 2: The Higgs boson ( $h^0$ ) mass, the  $\mu$  parameter, the heavy Higgses ( $A^0, H^0, H^\pm$ ) and some relevant sparticle masses, and the relic density for the benchmarks of Table 1. All masses are in GeV.

Table 2 exhibits the light and heavy Higgs masses and the masses of the electroweakinos, the stop and gluino masses along with the  $\mu$  value and the relic density. Here  $\mu$  is in the range (200 – 1600) GeV. For small  $\mu$ , the neutralino has a larger Higgsino content leading to an efficient annihilation of these neutralinos in the early universe. Thus the relic density here can be significantly smaller than indicated by Eq. (14).

## 5 Charged Higgs production in association with a top (and bottom) quark

The production of the charged Higgs boson has been extensively studied theoretically and experimentally for most mass ranges. Thus we consider a charged Higgs as light when its mass is much smaller than that of the top quark. Such a particle has been excluded by Tevatron [58] and LEP [59] for the entire  $\tan\beta$  range. For moderate mass ranges,  $m_{H^\pm} \sim 150 - 170$  GeV, no firm experimental analysis exists because of the absence of theoretical studies of the signal that include important width effects and a full amplitude analysis for  $pp \rightarrow H^\pm W^\mp b\bar{b}$  is needed [60]. Thus in the exclusion limits for the charged Higgs given by ATLAS and CMS one finds a mass gap as noted above. In this analysis we consider heavy charged Higgs, i.e.,  $m_{H^\pm} > m_t$ . In this region ATLAS and CMS [61–67] have excluded masses up to 1100 GeV for  $\tan\beta \sim 60$  while masses up to 400 GeV are excluded for  $\tan\beta < 2$  for the channel  $H^\pm \rightarrow \tau\nu$  except for the small gap mentioned previously. In the same channel, all masses up to 600 GeV are excluded for  $\tan\beta \sim 50$ . The more stringent constraints on the charged Higgs mass come from constraints on the CP odd Higgs [68–71]. In the  $A \rightarrow \tau\tau$  channel, all masses up to 1000 GeV are excluded for  $\tan\beta < 6$ , while masses up to 1500 GeV are excluded for  $\tan\beta \gtrsim 45$ . Low masses ( $300 < m_A < 500$ ) are only allowed for  $\tan\beta < 10$  whereas higher  $\tan\beta$  values require larger masses. Constraints on the CP



odd Higgs translates into constraints on the charged Higgs mass according to Eq. (6). The masses of the CP odd and charged Higgses of the ten benchmark points of Table 2 are still allowed along with the masses of the charginos and neutralinos which belong to a compressed spectrum [72–75] (for experimental searches on compressed spectra, see Refs. [76–79]).

The largest production mode of the charged Higgs at hadron colliders is the one that proceeds in association with a top quark (and a low transverse momentum  $b$ -quark),

$$pp \longrightarrow t[b]H^\pm + X. \quad (16)$$

This production mode can be realized in two schemes, namely, the four and five flavour schemes (4FS and 5FS, respectively), where in the former, the  $b$ -quark is produced in the final state and in the latter it is considered as part of the proton’s sea of quarks and folded into the parton distribution functions (PDF). This difference between 4FS and 5FS comes about mainly due to the collinear splitting of an incoming gluon into a  $b\bar{b}$  pair resulting in large logarithms which can be absorbed into the DGLAP equations [80] thus making up the 5FS approach. Here, the final state  $b$ -quark is assumed massless and has low transverse momentum. Also, the virtual  $b$ -quark has a zero virtuality (i.e.,  $m \approx 0$ ). The cross-sections of the two production modes

$$\begin{aligned} q\bar{q}, gg &\longrightarrow t b H^\pm & (4\text{FS}), \\ gb &\longrightarrow t H^\pm & (5\text{FS}), \end{aligned} \quad (17)$$

are evaluated at next-to-leading order (NLO) in QCD with **MadGraph\_aMC@NLO-2.6.3** [81] using **FeynRules** [82] UFO files [83, 84] for the Type-II two Higgs doublet model (2HDM). The simulation is done at fixed order, i.e., no matching with parton shower. For NLO accuracy at both fixed order and with parton shower matching see Ref [85]. The couplings of the 2HDM are the same as in the MSSM, but when calculating production cross-sections in the MSSM, one should take into account the SUSY-QCD effects. In our case, as one can see from Table 2, gluinos and stops are rather heavy and thus their loop contributions to the cross-section is very minimal. In this case, the 2HDM is the decoupling limit of the MSSM and this justifies using the 2HDM code to calculate cross-sections. For the 5FS, the bottom Yukawa coupling is assumed to be non-zero and normalized to the on-shell running  $b$ -quark mass which is also calculated with **MadGraph** at the hard scale of the process. Eq. (17) shows the parton level subprocesses responsible for the production of a charged Higgs in association with a top quark at leading order (LO). Note that in Eqs. (16) and (17),  $t$  may refer to a top or antitop, and  $b$  to bottom or antibottom depending on the sign of the charged Higgs. In the 5FS, the process is initiated via gluon- $b$ -quark fusion while in the 4FS it proceeds through either quark-antiquark annihilation (small contribution) or gluon-gluon fusion. In fact, the NLO cross-section of the 5FS process contains an  $\mathcal{O}(\alpha_s)$  correction which includes, at tree-level, the 4FS processes. At finite order in perturbation theory, the cross-sections of the two schemes do not match due to the way the perturbative expansion is handled but one expects to get the same results for 4FS and 5FS when taking into account all orders in the perturbation. In order to combine both estimates of the cross-section, we use the Santander matching criterion [86] whereby

$$\sigma^{\text{matched}} = \frac{\sigma^{4\text{FS}} + \alpha \sigma^{5\text{FS}}}{1 + \alpha}, \quad (18)$$

with  $\alpha = \ln\left(\frac{m_{H^\pm}}{m_b}\right) - 2$ . The matched cross-section of the inclusive process lies between the 4FS and 5FS values but closer to the 5FS value owing to the weight  $\alpha$  which depends on the charged Higgs mass. The uncertainties are combined as such,

$$\delta\sigma^{\text{matched}} = \frac{\delta\sigma^{4\text{FS}} + \alpha\delta\sigma^{5\text{FS}}}{1 + \alpha}. \quad (19)$$

Table 3 shows the NLO cross-sections for the charged Higgs top-associated production in the 4FS and 5FS for two center-of-mass energies, 14 TeV and 27 TeV. The matched cross-sections along with the uncertainties are given. A factor of  $\sim 5$  to 8 increase in the production cross-section is seen when going from 14 TeV to 27 TeV. In the 5FS, the cross-sections of the ten benchmark points are up to  $\sim 2$  times larger than those obtained with the 4FS due to the presence of an additional coupling factor in the latter. The renormalization and factorization scales are chosen as the hard scale of the process with  $\mu_R = \mu_F = \frac{1}{3}(m_t + \bar{m}_b + m_{H^\pm})$ , with  $\bar{m}_b$  being the running  $b$ -quark mass. The charged Higgs production cross-section is proportional to

$$\sigma_{H^\pm} \propto m_t^2 \cot^2 \beta + m_b^2 \tan^2 \beta \pm 2m_t m_b, \quad (20)$$

which points to a dip in the cross-section around  $\tan \beta = 8$  to 9. The cross-section increases for  $\tan \beta \lesssim 8$  and  $\tan \beta > 10$ . Table 3 demonstrates the fall of the cross-section with the charged Higgs mass but it also shows the effect of  $\tan \beta$ . For example, in going from point (f) to point (g), one can observe a rise in the cross-section due to the increase in  $\tan \beta$ .

Model	$\sigma_{\text{NLO}}^{4\text{FS}}(pp \rightarrow tbH^\pm)$		$\sigma_{\text{NLO}}^{5\text{FS}}(pp \rightarrow tH^\pm)$		$\sigma_{\text{NLO}}^{\text{matched}}$		$\mu_F = \mu_R$	$\bar{m}_b$
	14 TeV	27 TeV	14 TeV	27 TeV	14 TeV	27 TeV		
(a)	49.0 <sup>+12.6%</sup> <sub>-13.1%</sub>	272.8 <sup>+9.2%</sup> <sub>-10.3%</sub>	71.75 <sup>+6.6%</sup> <sub>-5.7%</sub>	397.1 <sup>+7.0%</sup> <sub>-6.6%</sub>	65.9 <sup>+8.1%</sup> <sub>-7.6%</sub>	365.4 <sup>+7.6%</sup> <sub>-7.5%</sub>	183.6	2.72
(b)	34.5 <sup>+10.6%</sup> <sub>-12.1%</sub>	204.6 <sup>+8.1%</sup> <sub>-9.6%</sub>	58.3 <sup>+7.0%</sup> <sub>-5.9%</sub>	336.1 <sup>+6.9%</sup> <sub>-6.5%</sub>	52.4 <sup>+7.9%</sup> <sub>-7.4%</sub>	303.5 <sup>+7.2%</sup> <sub>-7.3%</sub>	197.9	2.70
(c)	29.1 <sup>+11.1%</sup> <sub>-12.3%</sub>	175.9 <sup>+8.2%</sup> <sub>-9.7%</sub>	48.8 <sup>+6.7%</sup> <sub>-5.7%</sub>	285.9 <sup>+6.4%</sup> <sub>-6.0%</sub>	43.9 <sup>+7.8%</sup> <sub>-7.3%</sub>	259.0 <sup>+6.8%</sup> <sub>-6.9%</sub>	205.6	2.69
(d)	24.8 <sup>+10.9%</sup> <sub>-12.3%</sub>	149.9 <sup>+7.1%</sup> <sub>-9.1%</sub>	42.6 <sup>+6.3%</sup> <sub>-5.3%</sub>	264.8 <sup>+6.8%</sup> <sub>-6.2%</sub>	38.3 <sup>+7.4%</sup> <sub>-6.9%</sub>	237.2 <sup>+6.8%</sup> <sub>-6.9%</sub>	215.9	2.68
(e)	18.4 <sup>+11.2%</sup> <sub>-12.4%</sub>	120.1 <sup>+8.3%</sup> <sub>-9.8%</sub>	32.3 <sup>+5.9%</sup> <sub>-4.9%</sub>	206.7 <sup>+6.4%</sup> <sub>-6.0%</sub>	29.0 <sup>+7.1%</sup> <sub>-6.7%</sub>	186.3 <sup>+6.8%</sup> <sub>-6.9%</sub>	229.6	2.67
(f)	13.6 <sup>+11.3%</sup> <sub>-12.5%</sub>	93.2 <sup>+7.8%</sup> <sub>-9.5%</sub>	25.1 <sup>+6.1%</sup> <sub>-5.2%</sub>	169.6 <sup>+6.7%</sup> <sub>-6.0%</sub>	22.4 <sup>+7.3%</sup> <sub>-6.9%</sub>	152.1 <sup>+7.0%</sup> <sub>-6.8%</sub>	248.2	2.65
(g)	13.1 <sup>+10.5%</sup> <sub>-12%</sub>	95.8 <sup>+7.6%</sup> <sub>-9.5%</sub>	26.0 <sup>+6.2%</sup> <sub>-5.6%</sub>	185.1 <sup>+6.7%</sup> <sub>-6.0%</sub>	23.1 <sup>+7.2%</sup> <sub>-7.0%</sub>	165.0 <sup>+6.8%</sup> <sub>-6.8%</sub>	264.6	2.64
(h)	11.2 <sup>+10.3%</sup> <sub>-12.0%</sub>	85.1 <sup>+7.5%</sup> <sub>-9.4%</sub>	22.7 <sup>+6.1%</sup> <sub>-5.8%</sub>	168.3 <sup>+6.8%</sup> <sub>-5.9%</sub>	20.2 <sup>+7.0%</sup> <sub>-7.2%</sub>	149.9 <sup>+6.9%</sup> <sub>-6.7%</sub>	278.2	2.63
(i)	7.8 <sup>+11.7%</sup> <sub>-12.6%</sub>	61.1 <sup>+8.1%</sup> <sub>-9.8%</sub>	15.8 <sup>+6.0%</sup> <sub>-6.0%</sub>	121.0 <sup>+6.9%</sup> <sub>-6.0%</sub>	14.0 <sup>+7.2%</sup> <sub>-7.4%</sub>	107.9 <sup>+7.2%</sup> <sub>-6.8%</sub>	292.9	2.62
(j)	5.5 <sup>+12.6%</sup> <sub>-13.0%</sub>	48.9 <sup>+9.1%</sup> <sub>-10.3%</sub>	11.6 <sup>+6.7%</sup> <sub>-6.5%</sub>	99.4 <sup>+6.4%</sup> <sub>-5.5%</sub>	10.3 <sup>+7.9%</sup> <sub>-7.8%</sub>	88.7 <sup>+6.9%</sup> <sub>-6.5%</sub>	329.9	2.60

Table 3: The NLO production cross-sections, in fb, of the charged Higgs in association with a top (and bottom) quark in the five (and four) flavour schemes at  $\sqrt{s} = 14$  TeV and  $\sqrt{s} = 27$  TeV for benchmarks of Table 1. The running  $b$ -quark mass, in GeV, is also shown evaluated at the factorization and normalization scales,  $\mu_F = \mu_R$  (in GeV).

We give in Table 4 the branching ratios of the dominant charged Higgs decays. The competing channels are  $tb$  (first column) and the electroweakinos (last column). In the MSSM, the coupling of the charged Higgs to up-type fermions goes as  $\cot \beta$ , whereas the couplings to down-type fermions (down quarks and leptons) goes as  $\tan \beta$ . Typically, the branching ratios

of the charged Higgs to  $t\bar{b}$  and  $\tau\nu$  must increase with  $\tan\beta$  which can be observed in most of the benchmark points. However, there are exceptions since the chargino-neutralino channel is kinematically open. Thus one can see the branching ratios into the electroweakinos vary from about 2% (point h) to  $\sim 65\%$  (point j). For point (h), the only open channel for the electroweakinos is  $\chi_1^\pm\chi_1^0$  and since the  $\mu$  parameter is  $\sim 1$  TeV, the Higgsino content of the LSP is small and so is the coupling to the charged Higgs, thus, the observed small branching ratio. However, for point (j), all channels are open,  $\chi_1^\pm\chi_1^0$ ,  $\chi_1^\pm\chi_2^0$ ,  $\chi_1^\pm\chi_3^0$ ,  $\chi_1^\pm\chi_4^0$ ,  $\chi_2^\pm\chi_1^0$ ,  $\chi_2^\pm\chi_2^0$ ,  $\chi_2^\pm\chi_3^0$  and  $\chi_2^\pm\chi_4^0$ . This point has a small  $\mu$  parameter and hence the Higgsino content of the LSP is larger. Indeed, we observe a 6 and 50 fold increase in branching ratios to  $\chi_1^\pm\chi_1^0$  and  $\chi_1^\pm\chi_2^0$ , respectively. The largest branching ratio, however, comes from  $\chi_1^\pm\chi_4^0$  and  $\chi_2^\pm\chi_2^0$  which appear to have a considerable amount of Higgsino content.

Model	$H^+ \rightarrow t\bar{b}$	$H^- \rightarrow \tau\bar{\nu}_\tau$	$H^\pm \rightarrow \sum_{i=1}^2 \sum_{j=1}^3 \chi_i^\pm \chi_j^0$
(a)	0.634	0.063	0.292
(b)	0.530	0.071	0.394
(c)	0.778	0.101	0.114
(d)	0.768	0.107	0.119
(e)	0.835	0.114	0.046
(f)	0.848	0.120	0.027
(g)	0.547	0.086	0.365
(h)	0.860	0.135	0.002
(i)	0.859	0.132	0.006
(j)	0.303	0.049	0.647

Table 4: The branching ratios of the dominant decay channels of the MSSM charged Higgs boson for the benchmarks of Table 1.

## 6 Discovery potential in the $H^\pm \rightarrow \tau\nu$ channel

We study the discovery prospects of the MSSM charged Higgs boson in its decay to a hadronic tau and missing energy. Theoretical studies of the possibility of observation of a charged Higgs at various colliders are numerous [87–91] including analysis in the  $t\bar{b}$  channel [92] which showed that a mass range of about 300 to 600 GeV for  $\tan\beta = 30$  may be observable with about  $1000 \text{ fb}^{-1}$  of integrated luminosity. The  $\tau\nu$  channel has also been studied [93, 94]. Before we discuss the result of our analysis we describe the different codes utilized in simulation of the signals and backgrounds. The simulation of the charged Higgs associated production,  $t[b]H^\pm$ , is done at fixed order in NLO using **MadGraph** interfaced with **LHAPDF** [95] and **PYTHIA8** [96] which handles the showering and hadronization of the samples. The PDF sets used are **NNPDF23\_nlo\_FFN\_NF4** for 4FS and **NNPDF23\_nlo\_FFN\_NF5** for 5FS at  $\alpha_s = 0.118$ . The charged Higgs branching ratios are calculated by **HDECAY** [97, 98].

In the analysis presented here we look at the hadronic tau decay of the charged Higgs accompanied by missing transverse energy (neutrino). This channel has the smallest branching

ratio but it is of interest since jets can be tau-tagged and the tau has leptonic and hadronic decay signatures. In the hadronic final states, the tau decay is characterized by its one-prong and three-prong decays which can be utilized to suppress possible SM backgrounds. Hence for such a final state (hadronic tau with missing transverse energy), the SM backgrounds are mainly  $t\bar{t}$ ,  $t$ +jets,  $W/Z/\gamma^*$ +jets, diboson production and QCD multijet events which can fake the hadronic tau decays. The backgrounds are simulated at LO using **MADGRAPH 2.6.0** with the NNPDF30LO PDF set. The cross-sections are then normalized to their NLO values. The resulting hard processes are then passed on to **PYTHIA8** for showering and hadronization. To avoid double counting of jets, a five-flavor MLM matching [99] is performed on the samples. Jets are clustered with **FASTJET** [100] using the anti- $k_t$  algorithm [101] with jet radius 0.4. Detector simulation and event reconstruction is performed by **DELPHES-3.4.2** [102] using the beta card for HL-LHC and HE-LHC studies. The output events are stored in **ROOT** files and the signal region analysis and processing of those files are done with **ROOT 6** [103].

## 6.1 Selection criteria

The selection criteria is based on the flavour scheme under consideration. In the 4FS, the production of a charged Higgs is in association with a bottom and top quarks while the 5FS does not involve a b-quark in the initial state. Hence for the 4FS one has an extra b-tagged jet. We consider the hadronic decay of the top quark ( $t \rightarrow bW \rightarrow 3$  jets, with at least one of the jets being b-tagged) and the hadronic tau ( $\tau_h$ ) decay of the charged Higgs. So we can summarize the selection criteria in the two flavour schemes as

$$4\text{FS} : \text{Lepton veto}, \geq 5j \text{ (} 2b, 1\tau_h \text{)}, \quad (21)$$

$$5\text{FS} : \text{Lepton veto}, \geq 4j \text{ (} 1b, 1\tau_h \text{)}, \quad (22)$$

where the lepton veto involves rejecting events with electrons and/or muons. The minimum  $p_T$  of the leading jet is 20 GeV and that of the tau-tagged jet is 25 GeV. We will discuss two types of analyses in this work, a cut-based analysis which uses the traditional linear cuts on select kinematic variables and a boosted decision tree analysis, and we will give a relative comparison of these.

## 6.2 Cut-based analysis

We begin the analysis by using a series of linear cuts on select kinematic variables used to discriminate the signal from the background. We carry out the analysis on two benchmark points using 4FS at 14 and 27 TeV. The following set of variables are used for discriminating the signal from the background:

1.  $E_T^{\text{miss}}$  and  $E_T^{\text{miss}}/\sqrt{H_T}$ , where the former is the missing transverse energy and the latter is a powerful variable in discriminating against QCD multijet events with  $H_T$  being the sum of all  $p_T$ 's of visible final state particles in an event.

2.  $m_{T2}^{\text{jets}}$ , the stransverse mass [104–106] of the leading b-tagged and tau-tagged jets defined as

$$m_{T2} = \min \left[ \max \left( m_T(\mathbf{p}_T^b, \mathbf{q}_T), m_T(\mathbf{p}_T^\tau, \mathbf{p}_T^{\text{miss}} - \mathbf{q}_T) \right) \right], \quad (23)$$

where  $\mathbf{q}_T$  is an arbitrary vector chosen to find the appropriate minimum and the transverse mass  $m_T$  is given by

$$m_T(\mathbf{p}_{T1}, \mathbf{p}_{T2}) = \sqrt{2(p_{T1} p_{T2} - \mathbf{p}_{T1} \cdot \mathbf{p}_{T2})}. \quad (24)$$

3.  $m_T^\tau$  and  $p_T^\tau$ , the transverse mass and leading transverse momentum of the hadronic tau. Since  $H^\pm$  decays to  $\tau\nu$ , the transverse mass,  $m_T^\tau$ , has a kinematical endpoint at the charged Higgs mass. This proves to be an important discriminant in this analysis.
4.  $E_T^{\text{miss}}/m_{\text{eff}}$ , where  $m_{\text{eff}}$ , is the effective mass defined as

$$m_{\text{eff}} = H_T + E_T^{\text{miss}} + p_T^\tau. \quad (25)$$

As a precursor to the analysis based on BDT in section (6.3) we first discuss for some sample points an analysis based on linear cuts. As an illustration, we consider at 14 TeV the analysis of benchmark point (c). We present in Fig. 1 distributions in four kinematic variables at an integrated luminosity of  $3000 \text{ fb}^{-1}$  with the signal increased 100 folds for clarity.

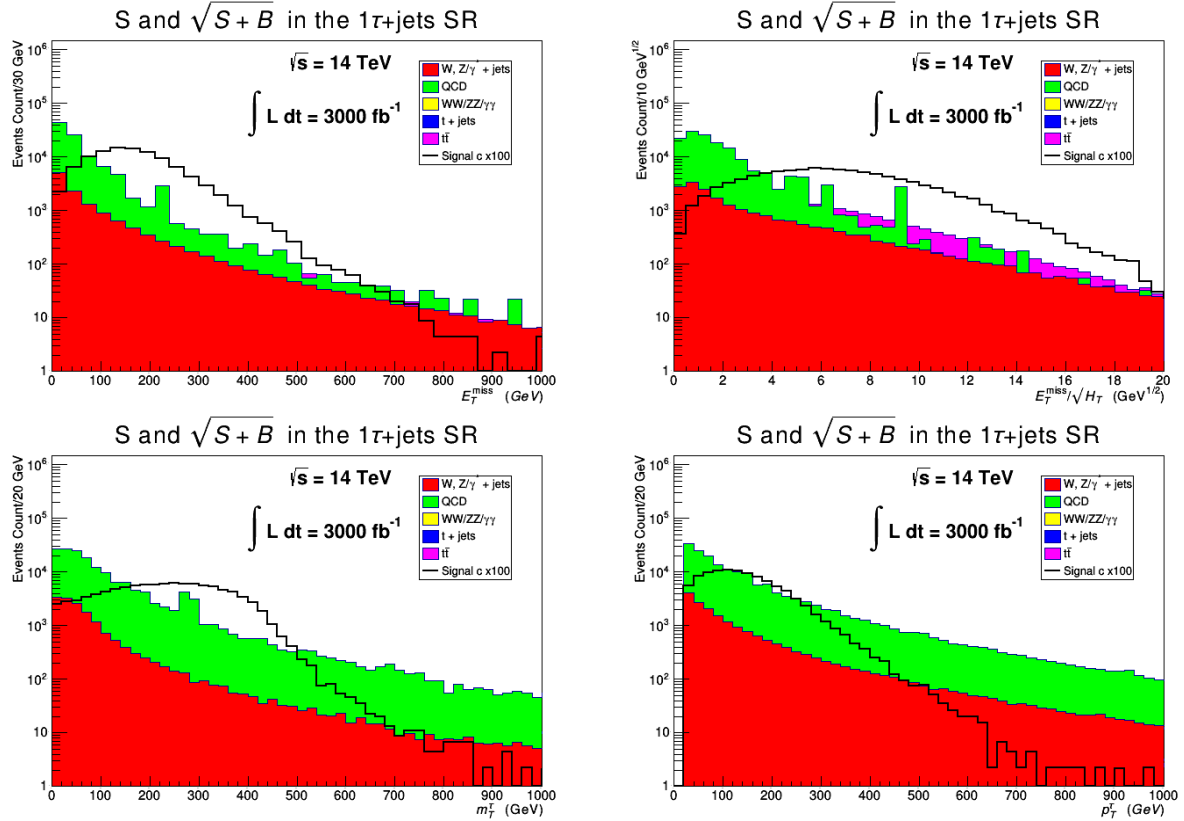


Figure 1: Distributions of signal and background for four kinematic variables  $E_T^{\text{miss}}$ ,  $E_T^{\text{miss}}/\sqrt{H_T}$ ,  $m_T^\tau$  and  $p_T^\tau$  at 14 TeV for an integrated luminosity of  $3000 \text{ fb}^{-1}$ .

Table 5 shows a cut-flow for signal and background at 14 TeV. After applying the cuts,  $t\bar{t}$  and QCD remain to be significant and a calculation for the required integrated luminosity for a  $5\sigma$  discovery gives  $\mathcal{O}(10^6) \text{ fb}^{-1}$  which is beyond the capabilities of the HL-LHC.

Cuts	Signal	$t\bar{t}$	$t$ +jets	$W/Z/\gamma^*$ + jets	$WW/ZZ/\gamma\gamma$	QCD
Lepton veto, $\geq 5j$ ( $2b$ $1\tau_h$ )	0.337	20401	1309	11714	277	$9.58 \times 10^5$
$E_T^{\text{miss}} > 100 \text{ GeV}$	0.262	3491	122	507	39	18624
$m_T^\tau > 200 \text{ GeV}$	0.185	143	3.4	23	1.6	10123
$E_T^{\text{miss}}/m_{\text{eff}} > 0.1$	0.178	132	3.1	20	1.4	9314
$p_T^\tau > 100 \text{ GeV}$	0.143	90	2.4	15	0.97	9045
$m_{T2}^{\text{jets}} > 130 \text{ GeV}$	0.142	88	2.3	14.8	0.96	9000
$E_T^{\text{miss}}/\sqrt{H_T} > 6 \text{ GeV}^{1/2}$	0.106	53	1.3	10	0.68	2910

Table 5: Cut-flow for signal (point (c) in 4FS) and SM background at  $\sqrt{s} = 14 \text{ TeV}$ . Samples are normalized to their respective cross-sections (in fb).

A similar analysis is carried out for benchmark point (a) at 27 TeV. We show in Fig. 2 a display of signal and background distributions for four kinematic variables related to benchmark point (a) of Table 1. The distributions are shown for a 27 TeV center-of-mass energy and an integrated luminosity of  $15 \text{ ab}^{-1}$ . The signal is increased ten folds to show the best possible cut value for a particular variable.

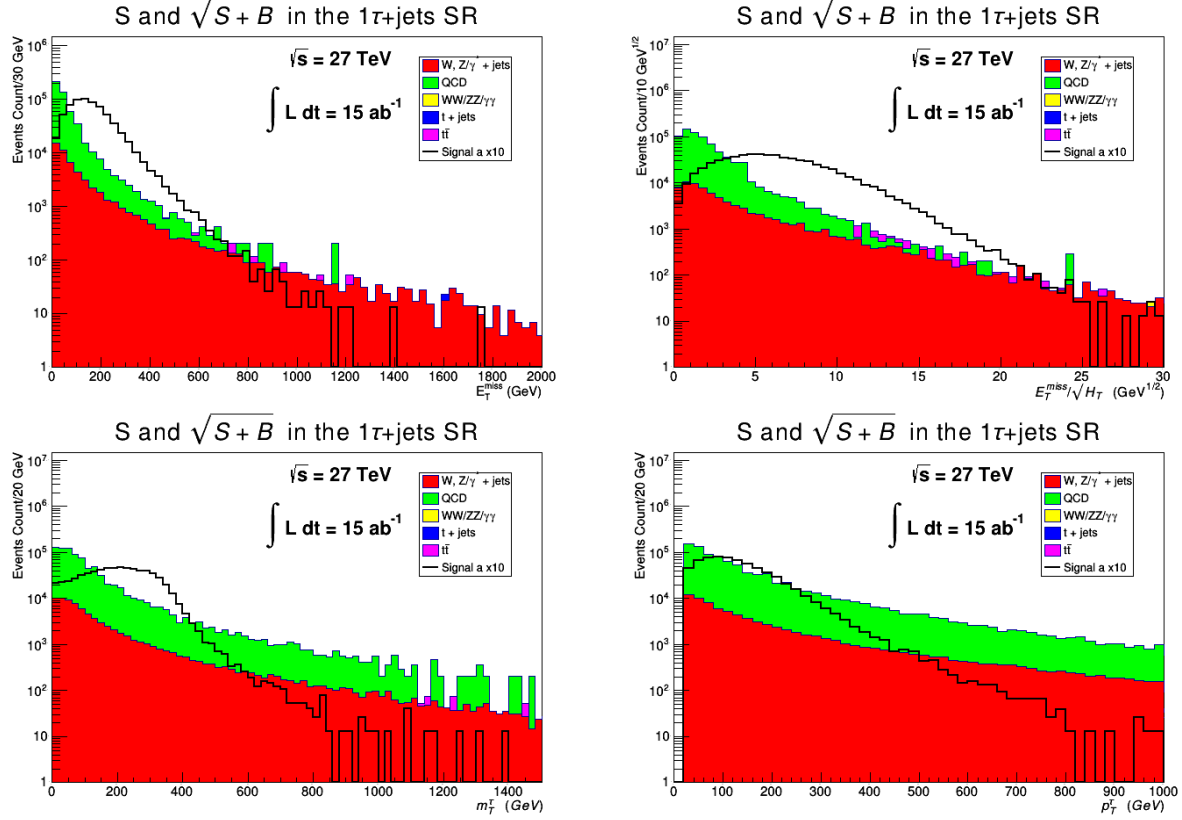


Figure 2: Distributions of signal and background for four kinematic variables  $E_T^{\text{miss}}$ ,  $E_T^{\text{miss}}/\sqrt{H_T}$ ,  $m_T^\tau$  and  $p_T^\tau$  at 27 TeV for an integrated luminosity of  $15 \text{ ab}^{-1}$ .

Table 6 shows a cut-flow of the signal and background starting with the 4FS selection criteria applied to point (a). One can see that the variables  $m_T^\tau$ ,  $E_T^{\text{miss}}$  and  $E_T^{\text{miss}}/\sqrt{H_T}$  are effective in reducing the background but not enough to extract the signal. A calculation of the required integrated luminosity for a  $5\sigma \frac{S}{\sqrt{S+B}}$  gives  $\sim 60 \text{ ab}^{-1}$  which is way beyond the reach of the proposed 27 TeV hadron collider.

Cuts	Signal	$t\bar{t}$	$t$ +jets	$W/Z/\gamma^* + \text{jets}$	$WW/ZZ/\gamma\gamma$	QCD
Lepton veto, $\geq 5j$ ( $2b$ $1\tau_h$ )	4.40	77383	4764	30597	822	$4.63 \times 10^6$
$E_T^{\text{miss}} > 100 \text{ GeV}$	3.22	12992	529	2393	153	54845
$m_T^\tau > 130 \text{ GeV}$	2.63	2555	100	737	36	27648
$E_T^{\text{miss}}/m_{\text{eff}} > 0.1$	2.52	2115	79	528	26	17730
$p_T^\tau > 100 \text{ GeV}$	1.56	778	33	231	12	7592
$m_{T2}^{\text{jets}} > 130 \text{ GeV}$	1.54	755	32	229	12	7348
$E_T^{\text{miss}}/\sqrt{H_T} > 6 \text{ GeV}^{1/2}$	1.03	350	14	104	7	2081

Table 6: Cut-flow for signal (point (a) in 4FS) and SM background at  $\sqrt{s} = 27 \text{ TeV}$ . Samples are normalized to their respective cross-sections (in fb).

Here we note that previous analyses on  $H^\pm \rightarrow \tau\nu$  channel used the  $\tau$  polarization (one and

three-prong decays) [107–109] which showed that a signal may be extracted for up to  $100 \text{ fb}^{-1}$  of integrated luminosity for a mass range of 200–800 GeV in the moderate and high  $\tan \beta$  ranges. Most of those points have already been excluded by ATLAS and CMS. Nevertheless, the technique showed success in suppressing  $t\bar{t}$  and QCD backgrounds (for further discussion of this topic and of other techniques see [110–113]). Despite the successes of many of those techniques one can still face trouble especially in low mass regime where the final states of the charged Higgs decay look very much like the SM background especially with the presence of hadronic tau fakes from QCD. In order to refine the search for the charged Higgs we resort to machine learning techniques which are taking center stage in high energy physics in data analysis.

### 6.3 Analysis using Boosted Decision Trees

Boosted decision trees have been around and used in high energy physics for some time now. Analyses based on BDTs have appeared in searches by ATLAS and CMS collaborations, and helped in the discovery of the SM Higgs boson and more recently in the observation of the decay  $h \rightarrow b\bar{b}$  [114] (In fact ATLAS used BDTs in this analysis while CMS used another machine learning technique known as deep neural network [115]). BDTs prove to be very helpful in separating signal and background especially for the cases where the signal is small and the background is overwhelming such that simple linear cuts fail to be of much help in such an environment. Based on multivariate analysis technique, BDTs use a set of kinematic variables to make a decision on whether an event is to be classified as a signal or a background. At the end of the training process, a single variable is created, known as the BDT response or score, which is used as a discriminator.

BDTs consist of many decision trees that constitute a series of “weak learners” [116] and based on multivariate analysis technique which make them powerful tools for classification problems. A tree consists of nodes and leaves which all ramify from the main node called a root node. The training of the trees starts with the algorithm selecting a variable which best separates the signal from the background. A cut value of this variable is chosen and applied to the events which are split into left or right nodes depending whether they are classified as signal or background. A new variable is chosen with the best cut to further split the data into signal or background. The splitting into nodes ends when the maximum depth of the tree is reached or some stopping criteria is given. The tree ends with leaves where events classified as signal are assigned the value +1 and a value of  $-1$  if classified as background. Misclassified events, i.e. signal events that end up in background nodes and vice-versa, are given larger weights and the whole process starts again with a new root node. The reason for providing extra weights to those events is that in the next iteration, more attention will be paid to those events and separation efficiency becomes better. More trees are created until the grown “forest” have the specified number of trees and the training process ends. The next process is the testing process to check how well the BDTs have learned about the signal and background features. The testing is done on a separate Monte Carlo sample so that the training and testing processes are statistically independent. The end result of the testing phase is the BDT score variable which can be used as a discriminating variable. An important



issue to be aware of is overtraining. The performance of the BDT in the testing phase should not outdo that of the training phase. This can happen in some cases where BDT classifies events according to some specific features found in the training sample. Overtraining can be avoided by controlling the number of trees to be trained and their maximum depth. Usually a choice of a maximum depth of more than 4 on a sample with not enough statistics will result in overtraining.

The type of BDT we use in this analysis is known as gradient boosted decision tree, **GradientBoost**. The main differences between the various kinds of BDTs lie in the loss functions used. **GradientBoost** uses a binomial log-likelihood loss function which is ideal for weak classifiers, i.e. trees with a depth of 2 to 4. The effectiveness of **GradientBoost** can be enhanced by reducing the learning rate using the **Shrinkage** parameter which was set to 0.2 in this analysis. The number of trees in the forest ranged between 600 to 1500 and the maximum depth between 3 and 4 depending on whether enough statistics is present in the samples or not. With each choice of the number of trees and maximum depth we made sure no overtraining was present. A large set of variables have been tried and the ones which produced the best results were kept and used for all the signal points (a)-(j). The kinematic variables used in the previous section along with the ones listed here enter into the training of the BDTs:

1. The minimum transverse mass,  $m_T^{\min}(j_{1-2}, E_T^{\text{miss}})$ , of the two leading untagged jets. This variable is effective in reducing  $t\bar{t}$ ,  $W$  + jets and QCD multijet backgrounds.
2.  $\Delta\phi(p_T^\tau, E_T^{\text{miss}})$ , the opening angle between the leading hadronic tau and missing transverse momentum. This variable tends to be larger for the signal, i.e.  $\gtrsim 1.5$  rad.
3.  $\ln p_T$ , the logarithm of the leading jet  $p_T$  if present and zero if no jet exists.
4. The number of tracks associated with the hadronic tau decay,  $N_{\text{tracks}}^\tau$ . It is a very effective variable which enables the BDT to differentiate between tau decays and their origin.
5.  $\sum_{\text{tracks}} p_T$ , the sum of the track  $p_T$ 's.

The training and testing of the samples is carried out using ROOT's own TMVA (Toolkit for Multivariate Analysis) framework [117]. In the training of the BDTs, the algorithm ranks the variables in decreasing order of importance. The variable which is ranked at the top is the one the BDT has used the most during the training in order to separate the signal from the background. The ranking of the variables differs from one point to another especially between the ones with very different charged Higgs mass. For this reason, we can split the benchmark points we have into two sets, one with low charged Higgs mass, i.e.  $m_{H^\pm} < 500$  GeV (points (a)-(e)), and another with high charged Higgs mass, i.e.  $m_{H^\pm} > 500$  GeV (points (f)-(j)). We present in Table 7 the ranking of the variables for the two charged Higgs mass ranges.

Rank	Low mass range	High mass range
(1)	$E_T^{\text{miss}}$	$m_{\text{eff}}$
(2)	$m_{T2}^{\text{jets}}$	$m_{T2}^{\text{jets}}$
(3)	$E_T^{\text{miss}}/\sqrt{H_T}$	$H_T$
(4)	$E_T^{\text{miss}}/m_{\text{eff}}$	$E_T^{\text{miss}}$
(5)	$m_T^\tau$	$\ln p_T$
(6)	$m_{\text{eff}}$	$E_T^{\text{miss}}/\sqrt{H_T}$
(7)	$N_{\text{tracks}}^\tau$	$m_T^{\min}(j_{1-2}, E_T^{\text{miss}})$
(8)	$m_T^{\min}(j_{1-2}, E_T^{\text{miss}})$	$E_T^{\text{miss}}/m_{\text{eff}}$
(9)	$p_T^\tau$	$m_T^\tau$
(10)	$\ln p_T$	$N_{\text{tracks}}^\tau$
(11)	$H_T$	$p_T^\tau$
(12)	$\sum_{\text{tracks}} p_T$	$\sum_{\text{tracks}} p_T$
(13)	$\Delta\phi(p_T^\tau, E_T^{\text{miss}})$	$\Delta\phi(p_T^\tau, E_T^{\text{miss}})$

Table 7: The ranking of variables entering in the training of the BDTs in decreasing order of importance for the two charged Higgs mass ranges.

After the training and testing phase, the variable “BDT score” is created. Cuts on this variable will allow us to eliminate most of the background events. However, this is not enough. In addition to the selection criteria discussed in the previous section, additional cuts on some variables are necessary to extract the signal. Those cuts vary from one point to another and are summarized in Table 8.

Model	$E_T^{\text{miss}}/\sqrt{H_T}$ (GeV <sup>1/2</sup> )	$m_{\text{eff}}$ (GeV)	$m_T^{\min}(j_{1-2}, E_T^{\text{miss}})$ (GeV)
(a)	3		
(b)	7	500	100
(c)	11	500	95
(d)	11	500	100
(e)	7	500	100
(f)	9	500	100
(g)	9	600	
(h)	9	1000	100
(i)	11	1000	100
(j)	11		

Table 8: Additional selection criteria for the ten benchmark points. These consist of lower limits on  $E_T^{\text{miss}}/\sqrt{H_T}$  shown in column two, on  $m_{\text{eff}}$  shown in column three and on  $m_T^{\min}(j_{1-2}, E_T^{\text{miss}})$  shown in column four. Empty entries in the table indicate that the cuts in these cases were not effective in reducing the background when coupled with cuts on the BDT score.

We present in Figs. 3-4 the distributions of signal and background in the BDT score variable for points (a) and (d) after all selection criteria have been applied. The signal is more

concentrated close to a BDT score of 1 as one would expect. A comparison between the 14 and 27 TeV cases for the same integrated luminosities of 300 and 1000 fb<sup>-1</sup> shows the signal to be above the background for a BDT score > 0.95 only in the 27 TeV case.

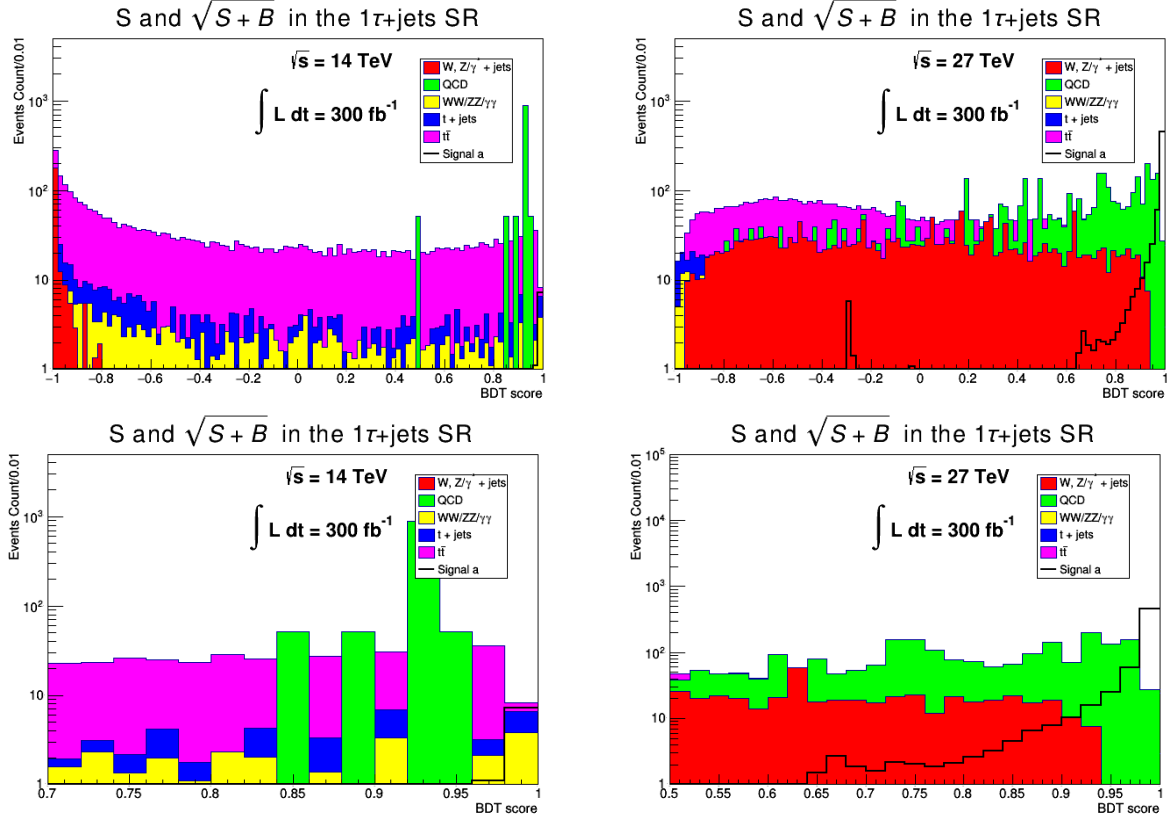


Figure 3: Top row: The BDT score for benchmark points (a) at 14 TeV and 27 TeV in the hadronic tau channel. Bottom row: same plots as the top ones but zoomed in to show signal more clearly.

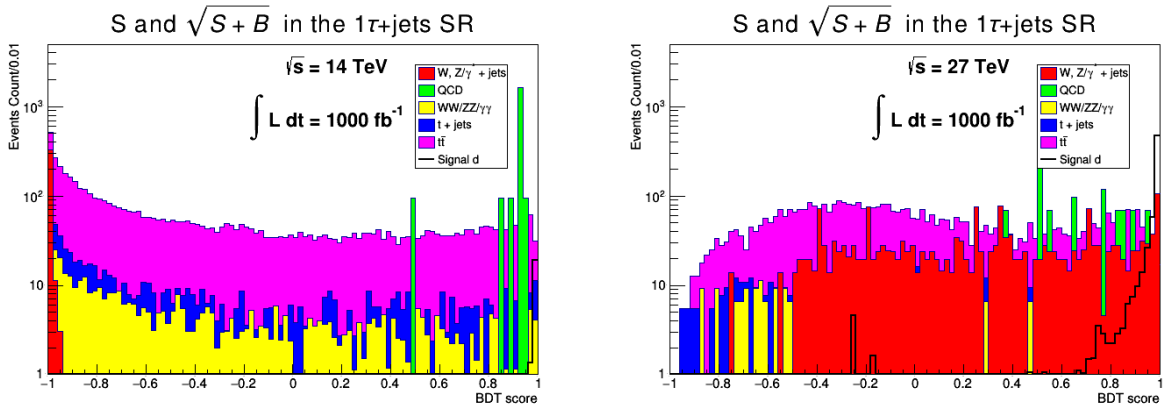


Figure 4: The BDT score for benchmark points (d) at 14 TeV and 27 TeV in the hadronic tau channel.

The cuts on the BDT score ranges between 0.9 up to 0.98 for the different benchmark points. Fig. 5 shows how the estimated integrated luminosity varies as a function of the BDT score cuts for the different benchmark points at 27 TeV. Starting with a very high integrating luminosities for cuts between -1 and 0, we start seeing a drop for cuts  $> 0.6$  until a major dip is observed for values  $> 0.9$ . A zoomed in plot (on the right) shows major activity happening between 0.95 and 1 where the dip occurs. The integrated luminosity shoots back up when the cut becomes too strong that no more signal events survive.

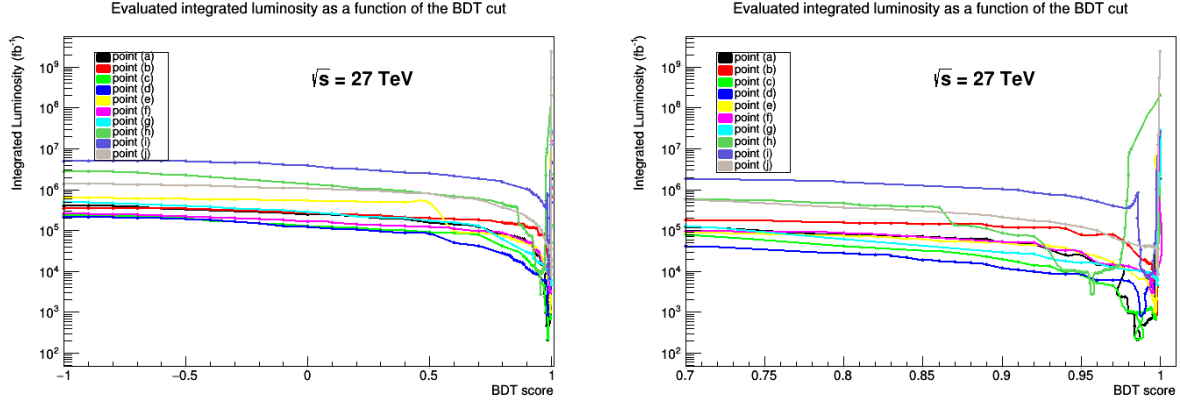


Figure 5: The calculated integrated luminosities as a function of the BDT cut for the ten benchmark points at 27 TeV.

We apply the selection criteria along with a BDT score cut  $> 0.95$  on the SM background and on each of the 4FS and 5FS signal samples to obtain the remaining cross-sections. The signal cross-sections are combined using Eq. (18) in order to evaluate the required minimum integrated luminosity for a  $5\sigma \frac{S}{\sqrt{S+B}}$  discovery. The results for both the 14 and 27 TeV cases are shown in Table 9.

	$\mathcal{L}$ for $5\sigma$ discovery in $1\tau_h + \text{jets}$	
Model	$\mathcal{L}$ at 14 TeV	$\mathcal{L}$ at 27 TeV
(c)	2322	219
(a)	2387	213
(d)	2908	982
(b)	3218	988
(e)	...	1018
(h)	...	2750
(f)	...	3040
(g)	...	4675
(i)	...	6636
(j)	...	8379

Table 9: Comparison between the estimated integrated luminosity ( $\mathcal{L}$ ) for a  $5\sigma$  discovery at 14 TeV (middle column) and 27 TeV (right column) for the charged Higgs following the selection cuts and  $\text{BDT} > 0.95$ , where the minimum integrated luminosity needed for a  $5\sigma$  discovery is given in  $\text{fb}^{-1}$ . Entries with  $\dots$  mean that the evaluated  $\mathcal{L}$  is much greater than  $3000 \text{ fb}^{-1}$ .

One can see from Table 9 that four of the ten points may be discoverable at the HL-LHC as it nears the end of its run where a maximum integrated luminosity of  $3000 \text{ fb}^{-1}$  will be collected. Given the rate at which the HL-LHC will be collecting data, points (a)-(d) will require  $\sim 7$  years of running time. On the other hand, the results from the 27 TeV collider show that all points may be discoverable for integrated luminosities much less than  $15 \text{ ab}^{-1}$ . The HE-LHC will be collecting data at a rate of  $\sim 820 \text{ fb}^{-1}$  per year and with that points (a) and (c) may be discoverable within the first 3 months of operation, points (b), (d) and (e) may take  $\sim 1.2$  years, points (h) and (f)  $\sim 3.5$  years and the rest of the points  $> 6$  years. In the analysis we have not included the effects of CP phases which can be large in supergravity models and can have in general significant effect on phenomena consistent with electric dipole moment constraints (see, e.g., [118]). It should be of interest, however, to investigate such effects at HL-LHC and HE-LHC in a future work.

## 7 Dark matter direct detection

Finally we discuss constraints from the direct detection of dark matter experiments in the model. For most of the parameter points of Table 1,  $\mu$  is small which renders an LSP with a considerable amount of Higgsino content as shown in Table 10. A Higgsino LSP has a large spin-independent (SI) proton-neutralino cross-section which puts strong constraints on the model from dark matter direct detection experiments [119–121]. Thus recent results from XENON1T [121] show a sensitivity in the SI  $p\text{-}\chi_1^0$  cross-section reaching just below  $\mathcal{O}(10^{-46}) \text{ cm}^2$  for an LSP mass less than 100 GeV and rises above that value for masses greater than 100 GeV (see Fig. 6). Projected sensitivity for XENONnT may reach  $\mathcal{O}(10^{-47}) \text{ cm}^2$  in the near future. The neutralino LSP is a mixture of bino, wino and higgsinos such that

$\tilde{\chi}_0 = \alpha\lambda^0 + \beta\lambda^3 + \gamma\tilde{H}_1 + \delta\tilde{H}_2$ , where  $\alpha$  is the bino content,  $\beta$  is the wino content and  $\sqrt{\gamma^2 + \delta^2}$  is the higgsino content of the LSP. In Table 10 we give the individual contents of the LSP along with the SI proton-neutralino cross-section,  $\mathcal{R} \times \sigma_{SI}$ , where  $\mathcal{R} = (\Omega h_{\tilde{\chi}_1^0}^2)/(\Omega h^2)_{\text{PLANCK}}$  such that  $(\Omega h^2)_{\text{PLANCK}}$  is given by Eq. (14).

Model	$ \alpha $	$ \beta $	$\sqrt{\gamma^2 + \delta^2}$	$\mathcal{R} \times \sigma_{SI} \text{ (cm}^2\text{)}$
(a)	0.065	0.810	0.580	$9.70 \times 10^{-47}$
(b)	0.068	0.893	0.445	$1.05 \times 10^{-46}$
(c)	0.153	0.957	0.286	$6.89 \times 10^{-47}$
(d)	0.136	0.959	0.247	$5.62 \times 10^{-47}$
(e)	0.305	0.942	0.140	$2.99 \times 10^{-47}$
(f)	0.233	0.967	0.106	$1.26 \times 10^{-47}$
(g)	0.190	0.917	0.352	$1.18 \times 10^{-46}$
(h)	0.995	0.077	0.018	$1.48 \times 10^{-46}$
(i)	0.972	0.230	0.039	$3.81 \times 10^{-47}$
(j)	0.175	0.927	0.331	$6.55 \times 10^{-47}$

Table 10: The bino, wino and higgsino content of the neutralino LSP along with the SI proton-neutralino scattering cross-sections for the benchmark points of Table 1.

In Fig. 6 the ten benchmark points of Table 10 are overlaid on the exclusion plot of [121] and appear in the red box. Here one finds that all points appear to lie close to but below the XENON1T upper limit. Thus improved experiment can either discover dark matter or eliminate some of the parameter points on the plot. We emphasize again that neutralino content of dark matter in the model is typically small order a percentage or less, and thus bulk of the dark matter must have a different source such as ultralight dark axion mentioned earlier [56, 57]. The fact that the neutralino content of dark matter is small also appears in other recent models with small  $\mu$  discussed in [43–45].

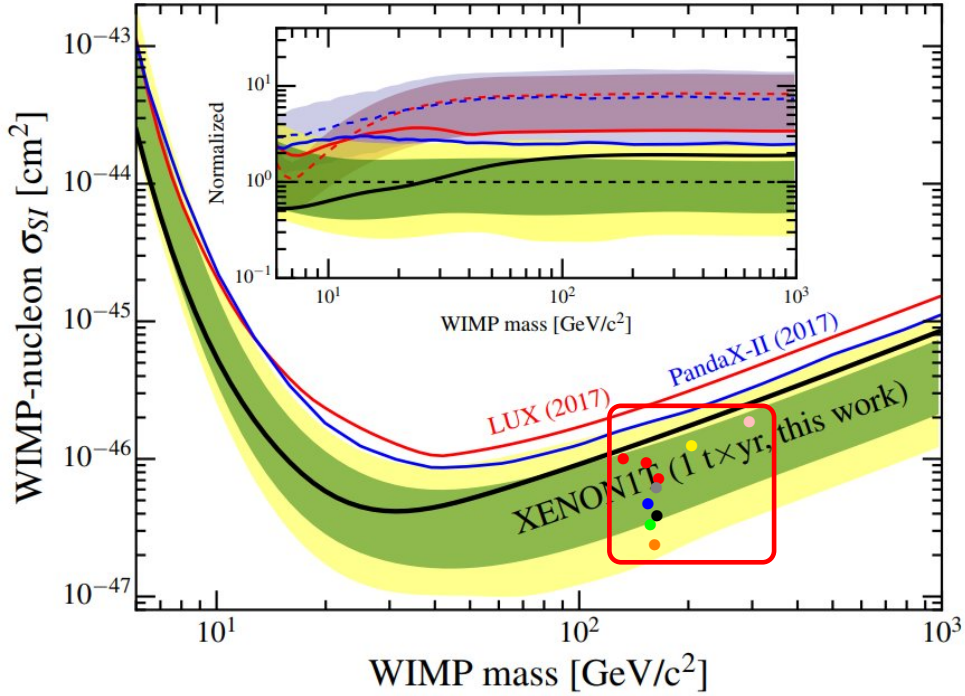


Figure 6: The SI proton-neutralino cross-section exclusion limits as a function of the LSP mass from XENON1T results taken from [121]. The ten benchmark points are overlaid on the plot showing them lying below but close to the upper limit (black curve).

## 8 Conclusions

In this paper we have given an analysis of the potential of HL-LHC and HE-LHC for the discovery of the charged Higgs boson in the  $\tau\nu$  channel for a mass range of 370-800 GeV for moderate values of  $\tan\beta$  using machine learning technique of boosted decision trees. It is shown that the use of machine learning technique allows one to differentiate a signal from the background more efficiently and thus discover models which would otherwise not be discoverable using traditional linear cuts. It is found that using BDTs, charged Higgs with a mass in the range  $\sim (370 - 470)$  GeV and  $\tan\beta$  in the range 8 to 11 (benchmarks (a)-(d)) may be discoverable at the HL-LHC with an integrated luminosity in the range  $\sim (2300 - 3000)$  fb $^{-1}$ . The same analysis is carried out at 27 TeV for the HE-LHC and it is found that all of the ten benchmark points may be discoverable with an integrated luminosity as low as  $\sim 200$  fb $^{-1}$  for point (c) and up to  $\sim 8000$  fb $^{-1}$  for point (j). Based on the rate at which data will be collected at the HL-LHC and HE-LHC it is found that for points (a)-(d) which are discoverable at both machines, one requires a run of  $\sim 7$  years at the HL-LHC whereas the run time drops to a few months at the HE-LHC. For the remaining parameter points which are only discoverable at the HE-LHC, a run time ranging from one year to more than 6 years may be required for the higher mass ranges. These results suggest that a transition from HL-LHC to HE-LHC when technologically feasible would significantly

expedite the discovery of the charged Higgs in the mass range considered in this work. Finally we note that the observation of a charged Higgs boson with a mass much less than  $m_0$  would point to the hyperbolic branch where radiative breaking of the electroweak symmetry occurs. Further, if the Higgs boson mass is seen to lie in the few hundred GeV range, then such an observation would lend support to the idea of naturalness defined by small  $\mu$ .

**Acknowledgments:** The analysis presented here was done using the resources of the high-performance Cluster353 at the Advanced Scientific Computing Initiative (ASCI) and the Discovery Cluster at Northeastern University. We would like to thank Yacine Haddad at CERN for useful discussions on boosted decision trees. This research was supported in part by the NSF Grant PHY-1620575.

## References

- [1] F. Englert and R. Brout, Phys. Rev. Lett. **13**, 321 (1964). doi:10.1103/PhysRevLett.13.321
- [2] P. W. Higgs, Phys. Rev. Lett. **13**, 508 (1964). doi:10.1103/PhysRevLett.13.508
- [3] G. S. Guralnik, C. R. Hagen and T. W. B. Kibble, Phys. Rev. Lett. **13**, 585 (1964). doi:10.1103/PhysRevLett.13.585
- [4] S. Chatrchyan *et al.* [CMS Collaboration], Phys. Lett. B **716**, 30 (2012) doi:10.1016/j.physletb.2012.08.021 [arXiv:1207.7235 [hep-ex]].
- [5] G. Aad *et al.* [ATLAS Collaboration], Phys. Lett. B **716**, 1 (2012) doi:10.1016/j.physletb.2012.08.020 [arXiv:1207.7214 [hep-ex]].
- [6] A. H. Chamseddine, R. Arnowitt and P. Nath, Phys. Rev. Lett. **49** (1982) 970; P. Nath, R. L. Arnowitt and A. H. Chamseddine, Nucl. Phys. B **227**, 121 (1983); L. J. Hall, J. D. Lykken and S. Weinberg, Phys. Rev. D **27**, 2359 (1983). doi:10.1103/PhysRevD.27.2359
- [7] P. Nath, “Supersymmetry, Supergravity, and Unification”, Cambridge University Press. ISBN: 9780521197021 (2016). doi:10.1017/9781139048118
- [8] S. Akula, B. Altunkaynak, D. Feldman, P. Nath and G. Peim, Phys. Rev. D **85**, 075001 (2012) doi:10.1103/PhysRevD.85.075001 [arXiv:1112.3645 [hep-ph]]; A. Arbey, M. Battaglia, A. Djouadi and F. Mahmoudi, JHEP **1209**, 107 (2012) doi:10.1007/JHEP09(2012)107 [arXiv:1207.1348 [hep-ph]]; H. Baer, V. Barger and A. Mustafayev, Phys. Rev. D **85**, 075010 (2012) doi:10.1103/PhysRevD.85.075010 [arXiv:1112.3017 [hep-ph]]; A. Arbey, M. Battaglia, A. Djouadi, F. Mahmoudi and J. Quevillon, Phys. Lett. B **708**, 162 (2012) doi:10.1016/j.physletb.2012.01.053 [arXiv:1112.3028 [hep-ph]]; P. Draper, P. Meade, M. Reece and D. Shih, Phys. Rev. D **85**, 095007 (2012) doi:10.1103/PhysRevD.85.095007 [arXiv:1112.3068 [hep-ph]]. M. Carena, S. Gori, N. R. Shah and C. E. M. Wagner, JHEP **1203**, 014 (2012)



- doi:10.1007/JHEP03(2012)014 [arXiv:1112.3336 [hep-ph]]; O. Buchmueller *et al.*, Eur. Phys. J. C **72**, 2020 (2012) doi:10.1140/epjc/s10052-012-2020-3 [arXiv:1112.3564 [hep-ph]]; S. Akula, P. Nath and G. Peim, Phys. Lett. B **717**, 188 (2012) doi:10.1016/j.physletb.2012.09.007 [arXiv:1207.1839 [hep-ph]]; A. Fowlie, M. Kazana, K. Kowalska, S. Munir, L. Roszkowski, E. M. Sessolo, S. Trojanowski and Y. L. S. Tsai, Phys. Rev. D **86**, 075010 (2012) doi:10.1103/PhysRevD.86.075010 [arXiv:1206.0264 [hep-ph]]; C. Strege, G. Bertone, F. Feroz, M. Fornasa, R. Ruiz de Austri and R. Trotta, JCAP **1304**, 013 (2013) doi:10.1088/1475-7516/2013/04/013 [arXiv:1212.2636 [hep-ph]].
- [9] K. Griest and D. Seckel, Phys. Rev. D **43**, 3191 (1991). doi:10.1103/PhysRevD.43.3191
- [10] D. Larson *et al.*, Astrophys. J. Suppl. **192**, 16 (2011) doi:10.1088/0067-0049/192/2/16 [arXiv:1001.4635 [astro-ph.CO]].
- [11] N. Aghanim *et al.* [Planck Collaboration], arXiv:1807.06209 [astro-ph.CO].
- [12] T. Ibrahim and P. Nath, Phys. Lett. B **418**, 98 (1998) doi:10.1016/S0370-2693(97)01482-2, 10.1016/S0370-2693(99)00797-2 [hep-ph/9707409]; Phys. Rev. D **57**, 478 (1998) doi:10.1103/PhysRevD.58.019901, 10.1103/PhysRevD.60.079903, 10.1103/PhysRevD.60.119901, 10.1103/PhysRevD.57.478 [hep-ph/9708456]. Phys. Rev. D **58**, 111301 (1998) doi:10.1103/PhysRevD.60.099902, 10.1103/PhysRevD.58.111301 [hep-ph/9807501]; T. Falk and K. A. Olive, Phys. Lett. B **439**, 71 (1998) doi:10.1016/S0370-2693(98)01022-3 [hep-ph/9806236]; M. Brhlik, G. J. Good and G. L. Kane, Phys. Rev. D **59**, 115004 (1999) doi:10.1103/PhysRevD.59.115004 [hep-ph/9810457].
- [13] T. Ibrahim and P. Nath, Rev. Mod. Phys. **80**, 577 (2008) doi:10.1103/RevModPhys.80.577 [arXiv:0705.2008 [hep-ph]].
- [14] P. Nath, Phys. Rev. Lett. **66**, 2565 (1991). doi:10.1103/PhysRevLett.66.2565
- [15] Y. Kizukuri and N. Oshimo, Phys. Rev. D **46**, 3025 (1992). doi:10.1103/PhysRevD.46.3025
- [16] M. Liu and P. Nath, Phys. Rev. D **87**, no. 9, 095012 (2013) doi:10.1103/PhysRevD.87.095012 [arXiv:1303.7472 [hep-ph]].
- [17] P. Nath and P. Fileviez Perez, Phys. Rept. **441**, 191 (2007) doi:10.1016/j.physrep.2007.02.010 [hep-ph/0601023].
- [18] A. Aboubrahim and P. Nath, Phys. Rev. D **96**, no. 7, 075015 (2017) doi:10.1103/PhysRevD.96.075015 [arXiv:1708.02830 [hep-ph]].
- [19] P. Nath, Int. J. Mod. Phys. A **33**, no. 20, 1830017 (2018) doi:10.1142/S0217751X1830017X [arXiv:1807.05302 [hep-ph]].
- [20] P. Nath, Annalen Phys. **528**, 167 (2016) doi:10.1002/andp.201500005 [arXiv:1501.01679 [hep-ph]].

- [21] K. L. Chan, U. Chattopadhyay and P. Nath, Phys. Rev. D **58**, 096004 (1998) doi:10.1103/PhysRevD.58.096004 [hep-ph/9710473].
- [22] U. Chattopadhyay, A. Corsetti and P. Nath, Phys. Rev. D **68**, 035005 (2003) doi:10.1103/PhysRevD.68.035005 [hep-ph/0303201].
- [23] S. Akula, M. Liu, P. Nath and G. Peim, Phys. Lett. B **709**, 192 (2012) doi:10.1016/j.physletb.2012.01.077 [arXiv:1111.4589 [hep-ph]].
- [24] J. L. Feng, K. T. Matchev and T. Moroi, Phys. Rev. Lett. **84**, 2322 (2000) doi:10.1103/PhysRevLett.84.2322 [hep-ph/9908309].
- [25] H. Baer, C. Balazs, A. Belyaev, T. Krupovnickas and X. Tata, JHEP **0306**, 054 (2003) doi:10.1088/1126-6708/2003/06/054 [hep-ph/0304303].
- [26] D. Feldman, G. Kane, E. Kuflik and R. Lu, Phys. Lett. B **704**, 56 (2011) doi:10.1016/j.physletb.2011.08.063 [arXiv:1105.3765 [hep-ph]].
- [27] G. G. Ross, K. Schmidt-Hoberg and F. Staub, JHEP **1703**, 021 (2017) doi:10.1007/JHEP03(2017)021 [arXiv:1701.03480 [hep-ph]].
- [28] N. Arkani-Hamed, T. Han, M. Mangano and L. T. Wang, Phys. Rept. **652**, 1 (2016) doi:10.1016/j.physrep.2016.07.004 [arXiv:1511.06495 [hep-ph]].
- [29] M. Mangano, CERN Yellow Report CERN 2017-003-M doi:10.23731/CYRM-2017-003 [arXiv:1710.06353 [hep-ph]].
- [30] M. Benedikt and F. Zimmermann, Nucl. Instrum. Meth. A **907**, 200 (2018) doi:10.1016/j.nima.2018.03.021 [arXiv:1803.09723 [physics.acc-ph]].
- [31] F. Zimmermann, arXiv:1801.03170 [physics.acc-ph].
- [32] M. Benedikt, F. Zimmermann for the FCC Collaboration, talk at the HL-LHC/HE-LHC Physics Workshop CERN, 30 October 2017,
- [33] H. Abramowicz, talk at ECFA meeting, 2017.
- [34] E. Todesco and F. Zimmermann (Eds.), Proceedings, EuCARD- AccNet-EuroLumi Workshop: The High-Energy Large Hadron Collider (HE-LHC10): Villa Bighi, Malta, Republic of Malta, October 14-16, 2010, CERN Yellow Report CERN-2011-003 (2011). Also available as arXiv:1111.7188.
- [35] A. Aboubrahim and P. Nath, Phys. Rev. D **98**, no. 1, 015009 (2018) doi:10.1103/PhysRevD.98.015009 [arXiv:1804.08642 [hep-ph]].
- [36] A. Djouadi, Phys. Rept. **459**, 1 (2008) doi:10.1016/j.physrep.2007.10.005 [hep-ph/0503173].
- [37] J. F. Gunion, H. E. Haber, G. L. Kane and S. Dawson, Front. Phys. **80**, 1 (2000).

- [38] J. F. Gunion, H. E. Haber, G. L. Kane and S. Dawson, hep-ph/9302272.
- [39] G. C. Branco, P. M. Ferreira, L. Lavoura, M. N. Rebelo, M. Sher and J. P. Silva, Phys. Rept. **516**, 1 (2012) doi:10.1016/j.physrep.2012.02.002 [arXiv:1106.0034 [hep-ph]].
- [40] R. L. Arnowitt and P. Nath, Phys. Rev. D **46**, 3981 (1992). doi:10.1103/PhysRevD.46.3981
- [41] P. Nath and R. L. Arnowitt, Phys. Rev. D **56**, 2820 (1997) doi:10.1103/PhysRevD.56.2820 [hep-ph/9701301].
- [42] L. E. Ibanez, C. Lopez and C. Munoz, Nucl. Phys. B **256**, 218 (1985). doi:10.1016/0550-3213(85)90393-1
- [43] H. Baer, V. Barger and D. Sengupta, arXiv:1810.03713 [hep-ph].
- [44] H. Baer, V. Barger, J. S. Gainer, D. Sengupta, H. Serce and X. Tata, Phys. Rev. D **98**, no. 7, 075010 (2018) doi:10.1103/PhysRevD.98.075010 [arXiv:1808.04844 [hep-ph]].
- [45] H. Baer, V. Barger, D. Sengupta and X. Tata, Eur. Phys. J. C **78**, no. 10, 838 (2018) doi:10.1140/epjc/s10052-018-6306-y [arXiv:1803.11210 [hep-ph]].
- [46] A. Corsetti and P. Nath, Phys. Rev. D **64**, 125010 (2001); U. Chattopadhyay and P. Nath, Phys. Rev. D **65**, 075009 (2002); A. Birkedal-Hansen and B. D. Nelson, Phys. Rev. D **67**, 095006 (2003); U. Chattopadhyay and D. P. Roy, Phys. Rev. D **68**, 033010 (2003); D. G. Cerdeno and C. Munoz, JHEP **0410**, 015 (2004); G. Belanger, F. Boudjema, A. Cottrant, A. Pukhov and A. Semenov, Nucl. Phys. B **706**, 411 (2005); H. Baer, A. Mustafayev, E. K. Park, S. Profumo and X. Tata, JHEP **0604**, 041 (2006); K. Choi and H. P. Nilles JHEP **0704** (2007) 006; I. Gogoladze, R. Khalid, N. Okada and Q. Shafi, arXiv:0811.1187 [hep-ph]; I. Gogoladze, F. Nasir, Q. Shafi and C. S. Un, Phys. Rev. D **90**, no. 3, 035008 (2014) doi:10.1103/PhysRevD.90.035008 [arXiv:1403.2337 [hep-ph]]; S. Bhattacharya, A. Datta and B. Mukhopadhyaya, Phys. Rev. D **78**, 115018 (2008); M. E. Gomez, S. Lola, P. Naranjo and J. Rodriguez-Quintero, arXiv:0901.4013 [hep-ph]; B. Altunkaynak, P. Grajek, M. Holmes, G. Kane and B. D. Nelson, arXiv:0901.1145 [hep-ph]; U. Chattopadhyay, D. Das and D. P. Roy, arXiv:0902.4568 [hep-ph]; S. Bhattacharya and J. Chakraborty, arXiv:0903.4196 [hep-ph]; S. P. Martin, Phys. Rev. D **79**, 095019 (2009) doi:10.1103/PhysRevD.79.095019 [arXiv:0903.3568 [hep-ph]].
- [47] D. Matalliotakis and H. P. Nilles, Nucl. Phys. **B435**, 115(1995); M. Olechowski and S. Pokorski, Phys. Lett. **B344**, 201(1995); N. Polonski and A. Pomerol, Phys. Rev. **D51**, 6532(1995); P. Nath and R. Arnowitt, Phys. Rev. D **56**, 2820 (1997); E. Accomando, R. L. Arnowitt, B. Dutta and Y. Santoso, Nucl. Phys. B **585**, 124 (2000) doi:10.1016/S0550-3213(00)00321-7 [hep-ph/0001019]; J. R. Ellis, K. A. Olive and Y. Santoso, Phys. Lett. B **539**, 107 (2002) [arXiv:hep-ph/0204192]; H. Baer, A. Mustafayev, S. Profumo, A. Belyaev and X. Tata, JHEP **0507**, 065 (2005) [arXiv:hep-ph/0504001]; U. Chattopadhyay and D. Das, Phys. Rev. D **79**, 035007 (2009) doi:10.1103/PhysRevD.79.035007 [arXiv:0809.4065 [hep-ph]].

- [48] P. Nath, B. D. Nelson *et al.*, Nucl. Phys. Proc. Suppl. **200-202**, 185 (2010) doi:10.1016/j.nuclphysbps.2010.03.001 [arXiv:1001.2693 [hep-ph]].
- [49] B. Kaufman, P. Nath, B. D. Nelson and A. B. Spisak, Phys. Rev. D **92**, 095021 (2015) doi:10.1103/PhysRevD.92.095021 [arXiv:1509.02530 [hep-ph]].
- [50] P. Nath and A. B. Spisak, Phys. Rev. D **93**, no. 9, 095023 (2016) doi:10.1103/PhysRevD.93.095023 [arXiv:1603.04854 [hep-ph]].
- [51] A. Aboubrahim, P. Nath and A. B. Spisak, Phys. Rev. D **95**, no. 11, 115030 (2017) doi:10.1103/PhysRevD.95.115030 [arXiv:1704.04669 [hep-ph]].
- [52] B. C. Allanach, Comput. Phys. Commun. **143**, 305 (2002) doi:10.1016/S0010-4655(01)00460-X [hep-ph/0104145].
- [53] B. C. Allanach, S. P. Martin, D. G. Robertson and R. Ruiz de Austri, Comput. Phys. Commun. **219**, 339 (2017) doi:10.1016/j.cpc.2017.05.006 [arXiv:1601.06657 [hep-ph]].
- [54] G. Blanger, F. Boudjema, A. Pukhov and A. Semenov, Comput. Phys. Commun. **192**, 322 (2015) doi:10.1016/j.cpc.2015.03.003 [arXiv:1407.6129 [hep-ph]].
- [55] D. Feldman, Z. Liu, P. Nath and G. Peim, Phys. Rev. D **81**, 095017 (2010) doi:10.1103/PhysRevD.81.095017 [arXiv:1004.0649 [hep-ph]].
- [56] L. Hui, J. P. Ostriker, S. Tremaine and E. Witten, Phys. Rev. D **95**, no. 4, 043541 (2017) doi:10.1103/PhysRevD.95.043541 [arXiv:1610.08297 [astro-ph.CO]].
- [57] J. Halverson, C. Long and P. Nath, Phys. Rev. D **96**, no. 5, 056025 (2017) doi:10.1103/PhysRevD.96.056025 [arXiv:1703.07779 [hep-ph]].
- [58] T. Aaltonen *et al.* [CDF Collaboration], Phys. Rev. Lett. **103**, 101803 (2009) doi:10.1103/PhysRevLett.103.101803 [arXiv:0907.1269 [hep-ex]].
- [59] G. Abbiendi *et al.* [ALEPH and DELPHI and L3 and OPAL and LEP Collaborations], Eur. Phys. J. C **73**, 2463 (2013) doi:10.1140/epjc/s10052-013-2463-1 [arXiv:1301.6065 [hep-ex]].
- [60] D. de Florian *et al.* [LHC Higgs Cross Section Working Group], doi:10.23731/CYRM-2017-002 arXiv:1610.07922 [hep-ph].
- [61] M. Aaboud *et al.* [ATLAS Collaboration], [arXiv:1808.03599 [hep-ex]].
- [62] M. Aaboud *et al.* [ATLAS Collaboration], JHEP **1809**, 139 (2018) doi:10.1007/JHEP09(2018)139 [arXiv:1807.07915 [hep-ex]].
- [63] M. Aaboud *et al.* [ATLAS Collaboration], Eur. Phys. J. C **78**, no. 3, 199 (2018) doi:10.1140/EPJC/S10052-018-5661-Z, 10.1140/epjc/s10052-018-5661-z [arXiv:1710.09748 [hep-ex]].
- [64] The ATLAS collaboration [ATLAS Collaboration], ATLAS-CONF-2016-089.

- [65] The ATLAS collaboration [ATLAS Collaboration], ATLAS-CONF-2016-088.
- [66] P. Vischia, CERN-THESIS-2016-093.
- [67] CMS Collaboration [CMS Collaboration], CMS-PAS-HIG-18-014.
- [68] CMS Collaboration [CMS Collaboration], CMS-PAS-HIG-17-020.
- [69] CMS Collaboration [CMS Collaboration], CMS-PAS-HIG-16-037.
- [70] M. Aaboud *et al.* [ATLAS Collaboration], JHEP **1801**, 055 (2018) doi:10.1007/JHEP01(2018)055 [arXiv:1709.07242 [hep-ex]].
- [71] M. Aaboud *et al.* [ATLAS Collaboration], Eur. Phys. J. C **76**, no. 11, 585 (2016) doi:10.1140/epjc/s10052-016-4400-6 [arXiv:1608.00890 [hep-ex]].
- [72] J. Dutta, P. Konar, S. Mondal, B. Mukhopadhyaya and S. K. Rai, JHEP **1601**, 051 (2016) doi:10.1007/JHEP01(2016)051 [arXiv:1511.09284 [hep-ph]].
- [73] M. Berggren, A. Cakir, D. Krcker, J. List, I. A. Melzer-Pellmann, B. Safarzadeh Samani, C. Seitz and S. Wayand, Eur. Phys. J. C **76**, no. 4, 183 (2016) doi:10.1140/epjc/s10052-016-3914-2 [arXiv:1508.04383 [hep-ph]].
- [74] M. Berggren, PoS ICHEP **2016**, 154 (2016) doi:10.22323/1.282.0154 [arXiv:1611.04450 [hep-ph]].
- [75] T. J. LeCompte and S. P. Martin, Phys. Rev. D **85**, 035023 (2012) doi:10.1103/PhysRevD.85.035023 [arXiv:1111.6897 [hep-ph]].
- [76] V. Khachatryan *et al.* [CMS Collaboration], Phys. Rev. Lett. **118**, no. 2, 021802 (2017) doi:10.1103/PhysRevLett.118.021802 [arXiv:1605.09305 [hep-ex]].
- [77] V. Khachatryan *et al.* [CMS Collaboration], Phys. Lett. B **767**, 403 (2017) doi:10.1016/j.physletb.2017.02.007 [arXiv:1605.08993 [hep-ex]].
- [78] L. Morvaj [ATLAS Collaboration], PoS EPS **-HEP2013**, 050 (2013). doi:10.22323/1.180.0050
- [79] M. Aaboud *et al.* [ATLAS Collaboration], Phys. Rev. D **97**, no. 5, 052010 (2018) doi:10.1103/PhysRevD.97.052010 [arXiv:1712.08119 [hep-ex]].
- [80] G. Altarelli and G. Parisi, Nucl. Phys. B **126**, 298 (1977). doi:10.1016/0550-3213(77)90384-4
- [81] J. Alwall *et al.*, JHEP **1407**, 079 (2014) doi:10.1007/JHEP07(2014)079 [arXiv:1405.0301 [hep-ph]].
- [82] A. Alloul, N. D. Christensen, C. Degrande, C. Duhr and B. Fuks, Comput. Phys. Commun. **185**, 2250 (2014) doi:10.1016/j.cpc.2014.04.012 [arXiv:1310.1921 [hep-ph]].

- [83] C. Degrande, C. Duhr, B. Fuks, D. Grellscheid, O. Mattelaer and T. Reiter, *Comput. Phys. Commun.* **183**, 1201 (2012) doi:10.1016/j.cpc.2012.01.022 [arXiv:1108.2040 [hep-ph]].
- [84] C. Degrande, *Comput. Phys. Commun.* **197**, 239 (2015) doi:10.1016/j.cpc.2015.08.015 [arXiv:1406.3030 [hep-ph]].
- [85] C. Degrande, M. Ubiali, M. Wiesemann and M. Zaro, *JHEP* **1510**, 145 (2015) doi:10.1007/JHEP10(2015)145 [arXiv:1507.02549 [hep-ph]].
- [86] R. Harlander, M. Kramer and M. Schumacher, arXiv:1112.3478 [hep-ph].
- [87] A. Arhrib, R. Benbrik, H. Harouiz, S. Moretti and A. Rouchad, arXiv:1810.09106 [hep-ph].
- [88] A. G. Akeroyd, S. Moretti and M. Song, arXiv:1810.05403 [hep-ph].
- [89] H. E. Logan and Y. Wu, arXiv:1809.09127 [hep-ph].
- [90] I. Ahmed, N. Kausar and M. Ghazanfar, arXiv:1807.01169 [hep-ph].
- [91] H. Bahl *et al.*, arXiv:1808.07542 [hep-ph].
- [92] M. Guchait and A. H. Vijay, arXiv:1806.01317 [hep-ph].
- [93] L. Basso, P. Osland and G. M. Pruna, *JHEP* **1506**, 083 (2015) doi:10.1007/JHEP06(2015)083 [arXiv:1504.07552 [hep-ph]].
- [94] M. Hashemi, *Phys. Rev. D* **86**, 115002 (2012) doi:10.1103/PhysRevD.86.115002 [arXiv:1202.1701 [hep-ph]].
- [95] A. Buckley, J. Ferrando, S. Lloyd, K. Nordström, B. Page, M. Rfenacht, M. Schnherr and G. Watt, *Eur. Phys. J. C* **75**, 132 (2015) doi:10.1140/epjc/s10052-015-3318-8 [arXiv:1412.7420 [hep-ph]].
- [96] T. Sjstrand *et al.*, *Comput. Phys. Commun.* **191**, 159 (2015) doi:10.1016/j.cpc.2015.01.024 [arXiv:1410.3012 [hep-ph]].
- [97] A. Djouadi, J. Kalinowski and M. Spira, *Comput. Phys. Commun.* **108**, 56 (1998) doi:10.1016/S0010-4655(97)00123-9 [hep-ph/9704448].
- [98] A. Djouadi, J. Kalinowski, M. Muehlleitner and M. Spira, arXiv:1801.09506 [hep-ph].
- [99] M. L. Mangano, M. Moretti, F. Piccinini and M. Treccani, *JHEP* **0701**, 013 (2007) doi:10.1088/1126-6708/2007/01/013 [hep-ph/0611129].
- [100] M. Cacciari, G. P. Salam and G. Soyez, *Eur. Phys. J. C* **72**, 1896 (2012) doi:10.1140/epjc/s10052-012-1896-2 [arXiv:1111.6097 [hep-ph]].
- [101] M. Cacciari, G. P. Salam and G. Soyez, *JHEP* **0804**, 063 (2008) doi:10.1088/1126-6708/2008/04/063 [arXiv:0802.1189 [hep-ph]].

- [102] J. de Favereau *et al.* [DELPHES 3 Collaboration], JHEP **1402**, 057 (2014) doi:10.1007/JHEP02(2014)057 [arXiv:1307.6346 [hep-ex]].
- [103] I. Antcheva *et al.*, Comput. Phys. Commun. **182**, 1384 (2011). doi:10.1016/j.cpc.2011.02.008
- [104] C. G. Lester and D. J. Summers, Phys. Lett. B **463**, 99 (1999) doi:10.1016/S0370-2693(99)00945-4 [hep-ph/9906349].
- [105] A. Barr, C. Lester and P. Stephens, J. Phys. G **29**, 2343 (2003) doi:10.1088/0954-3899/29/10/304 [hep-ph/0304226].
- [106] C. G. Lester and B. Nachman, JHEP **1503**, 100 (2015) doi:10.1007/JHEP03(2015)100 [arXiv:1411.4312 [hep-ph]].
- [107] S. Raychaudhuri and D. P. Roy, Phys. Rev. D **53**, 4902 (1996) doi:10.1103/PhysRevD.53.4902 [hep-ph/9507388].
- [108] M. Guchait and D. P. Roy, arXiv:0808.0438 [hep-ph].
- [109] M. Guchait, R. Kinnunen and D. P. Roy, Eur. Phys. J. C **52**, 665 (2007) doi:10.1140/epjc/s10052-007-0396-2 [hep-ph/0608324].
- [110] B. K. Bullock, K. Hagiwara and A. D. Martin, Phys. Rev. Lett. **67**, 3055 (1991). doi:10.1103/PhysRevLett.67.3055
- [111] D. P. Roy, Phys. Lett. B **277**, 183 (1992). doi:10.1016/0370-2693(92)90977-C
- [112] E. Boos, V. Bunichev, M. Carena and C. E. M. Wagner, eConf C **050318**, 0213 (2005) [hep-ph/0507100].
- [113] M. Tanaka and R. Watanabe, Phys. Rev. D **82**, 034027 (2010) doi:10.1103/PhysRevD.82.034027 [arXiv:1005.4306 [hep-ph]].
- [114] M. Aaboud *et al.* [ATLAS Collaboration], Phys. Lett. B **786**, 59 (2018) doi:10.1016/j.physletb.2018.09.013 [arXiv:1808.08238 [hep-ex]].
- [115] CMS Collaboration [CMS Collaboration], CMS-PAS-HIG-18-016.
- [116] J. Barber, SLAC-TN-06-015.
- [117] P. Speckmayer, A. Hocker, J. Stelzer and H. Voss, J. Phys. Conf. Ser. **219**, 032057 (2010). doi:10.1088/1742-6596/219/3/032057
- [118] M. E. Gomez, T. Ibrahim, P. Nath and S. Skadhauge, Phys. Rev. D **74**, 015015 (2006) doi:10.1103/PhysRevD.74.015015 [hep-ph/0601163]; T. Ibrahim, U. Chattopadhyay and P. Nath, Phys. Rev. D **64**, 016010 (2001) doi:10.1103/PhysRevD.64.016010 [hep-ph/0102324]; U. Chattopadhyay, T. Ibrahim and P. Nath, Phys. Rev. D **60**, 063505 (1999) doi:10.1103/PhysRevD.60.063505 [hep-ph/9811362].

- [119] D. S. Akerib *et al.* [LUX Collaboration], Phys. Rev. Lett. **118**, no. 2, 021303 (2017) doi:10.1103/PhysRevLett.118.021303 [arXiv:1608.07648 [astro-ph.CO]].
- [120] X. Cui *et al.* [PandaX-II Collaboration], Phys. Rev. Lett. **119**, no. 18, 181302 (2017) doi:10.1103/PhysRevLett.119.181302 [arXiv:1708.06917 [astro-ph.CO]].
- [121] E. Aprile *et al.* [XENON Collaboration], Phys. Rev. Lett. **121**, no. 11, 111302 (2018) doi:10.1103/PhysRevLett.121.111302 [arXiv:1805.12562 [astro-ph.CO]].