

# Electrodynamics of the strong-field approximation and deficiencies of the tunneling model

H. R. Reiss

*Max Born Institute, Berlin, Germany and  
American University, Washington, DC, USA*

(26 August 2019)

## Abstract

The strong-field laser physics enterprise is investing important resources in the study of the effects of oscillatory electric fields on matter using the tunneling concept, whereas laser fields are vector fields that do not support the tunneling model. Oscillatory electric fields and propagating plane-wave laser fields are different electrodynamic phenomena, and similarities in their effects diminish as field intensity increases. Major differences are known in the case of very low frequencies where oscillatory electric fields act adiabatically as the frequency declines, in contrast to extreme relativistic effects of strong laser fields. Many supposed new phenomena, such as ATI (Above-Threshold Ionization), channel closing, and stabilization were studied in terms of propagating fields before they came to the attention of the atomic physics community. This illustrates the efficiency of using proper electrodynamic methods for the treatment of laser effects. Problems arising from the conflation of the effects of oscillatory electric fields and propagating fields are exacerbated by using ill-defined nomenclature, such as KFR and SFA, that has been used indiscriminately to apply both to oscillatory electric fields and to propagating fields. Research resources can be applied with much-improved efficiency if proper electrodynamic treatment of laser fields is employed.

## I. INTRODUCTION

Laser fields are transverse fields that propagate in vacuum at the speed of light. The widely-used dipole approximation (DA) means that the speed of propagation is zero; the laser field is being modeled as an oscillatory electric field. This replacement works well when the laser field is only a small perturbation, but when the laser is sufficiently strong that it is the dominant influence on a photoelectron, the need to treat properly its electrodynamic character becomes of increasing importance.

Many strong-laser researchers know little of the history of strong-field physics prior to the historic Saclay experiment [1] that detected the above-threshold ionization (ATI) phenomenon. The origins of strong-field physics are to be found in work that was done [2, 3] about 20 years before the Saclay experiment. Earlier work by Sengupta [4] was not known to the Princeton group of John Wheeler and John Toll, when they suggested the use of the Volkov solution [5] as a tool to investigate the reasons why the new covariant perturbation theory of Feynman and Dyson is not convergent [6].

That early work is entirely relativistic, treating properly the plane-wave field as a propagating field. The ATI effect is inherent in the formalism. The investigation of the convergence properties of external-field electrodynamics demonstrated an upper limit to convergence set by the first channel closing [2, 3]. “Channel closing” refers to the situation when the ponderomotive energy that must be provided in a strong-field process becomes sufficiently large that the minimal number of photons needed for a process indexes upward. Channel closing (or low-order peak suppression) in atomic ionization was later investigated in Refs. [7] and [8].

Atomic stabilization by strong fields was remarked as long ago as 1970 [9].

This early identification of explicit strong-field phenomena is testimony to the advantages of treating the laser field in appropriate terms.

There have been two fundamentally different approaches to the description of atomic ionization by strong laser fields. One approach builds on the success achieved in perturbative AMO (Atomic, Molecular, Optical) physics using the DA (Dipole Approximation). This approximation neglects the magnetic component of a laser field, thus treating the laser field as if it were an oscillatory electric field. When the laser field is only a perturbation as compared to the binding potential that attaches an atomic electron to the parent atom, this

method has been very successful. When the extension of this approach to strong laser fields is done, the analytical approximation thus formed is designated herein as an SEFA (Strong Electric Field Approximation). When the laser field is nonperturbatively strong, the laser becomes the dominant influence. An analytical approximation that treats the laser field as a transverse (or propagating) field as the dominant influence on the photoelectron is here designated as an SPFA (Strong Propagating Field Approximation). This article examines the relative merits of these two approaches from the point of view of basic electrodynamics. This goal carries with it the need to distinguish between SEFA and SPFA approaches, since long-term misdirection on this matter is shown by examples to have led to costly delays in understanding strong-field effects.

The following two Sections contain important preliminaries. First, the Maxwell equations appropriate to propagating fields and to oscillatory electric fields are contrasted. The low frequency limit of the laser field is where the SEFA fails completely for the description of laser effects. Then the problem of nomenclature is discussed, since this has been the source of serious misunderstandings. The main body of the article follows these preliminaries: comparisons between SEFA and SPFA applicabilities and constraints. Evidence of SEFA-caused major delays in the development of strong-field physics is summarized.

The descriptions *transverse field*, *propagating field*, *plane-wave field* and *laser field* are used interchangeably here.

All electromagnetic quantities are expressed in Gaussian units.

## II. PRELIMINARIES

The Maxwell equations governing the behavior of laser fields are so different from the equation governing an oscillatory electric field that it is evident that these two manifestations of electrodynamic behavior can become very different outside a limited range of correspondence. These differences are most obvious as the frequency declines, so that contrast will be made in this Section.

### A. Maxwell equations

The vacuum Maxwell equations for the electric field  $\mathbf{E}$  and the magnetic field  $\mathbf{B}$  of a propagating field have no source terms, so they are simply

$$\nabla \cdot \mathbf{E} = 0, \quad (1)$$

$$\nabla \cdot \mathbf{B} = 0, \quad (2)$$

$$\nabla \times \mathbf{B} - \frac{1}{c} \partial_t \mathbf{E} = 0, \quad (3)$$

$$\nabla \times \mathbf{E} + \frac{1}{c} \partial_t \mathbf{B} = 0. \quad (4)$$

The unique solution for these source-free equations is a propagating, transverse field.

For a laser field described within the DA, the constraints that the electric field has no spatial dependence and the magnetic field is not present, reduce the four completely-stated Maxwell equations to the single equation [10]

$$\partial_t \mathbf{E}^{DA}(t) = -4\pi \mathbf{J}^{DA}(t), \quad (5)$$

where  $\mathbf{J}^{DA}(t)$  is a virtual source current that must be postulated to have a nontrivial result.

The electric field  $\mathbf{E}^{DA}$  is a proxy field that, over a limited range of parameters, mimics the effect of a propagating field. The structure of four source-free Maxwell equations is so different from the single source-dependent Maxwell equation for the proxy field that mimicry is never exact, and can be quite limited in extent.

When authors who employ the SEFA refer to a photoelectron being “driven” back to the remnant ion after photoionization, the “driving” comes from the virtual source current  $\mathbf{J}^{DA}(t)$ . There are no sources for a photoelectron in a laser field. A charged particle in a propagating field executes a periodic motion (see Ref. [11] for a full description), but this motion simply repeats itself for each period of the plane wave. There is no net transfer of energy and momentum after a full period, such as can follow from the DA source term  $\mathbf{J}^{DA}(t)$ . For the first full period of the laser field after ionization by a linearly polarized laser occurs, the motion described within the SEFA is nearly identical to the free particle motion in a plane wave, which explains the quantitative success of the rescattering model of the SEFA [12–14]. However, motion beyond the first period will entail increasing and unexplored discrepancies between SEFA and SPFA.

## B. Low frequency limit

### 1. SEFA

The SEFA is quite simple as  $\omega \rightarrow 0$ . An oscillatory electric field approaches a constant electric field in the zero-frequency limit. The property of *adiabaticity* refers to slowing of changes in the system in this limit. This was first discussed by Keldysh [15], and the parameter he defined to measure approach to this limit is called the adiabaticity parameter or, equivalently, the Keldysh parameter  $\gamma_K$ , defined as

$$\gamma_K = \sqrt{E_B/2U_p}, \quad (6)$$

where  $E_B$  is the initial binding energy of a photoelectron in the parent atom. An alternative name for  $E_B$  is ionization potential  $IP$  or  $I_p$ . This behavior is said to be well-confirmed by alternative schemes for calculating low-frequency electric-field phenomena, and by numerical solution of the time-dependent Schrödinger equation, conventionally referred to as TDSE. TDSE calculations are widely regarded as exact, thus supplying a putative definitive test of analytical approximations.

The problem with all of this widely accepted work is that laser fields do not behave in that way at all as  $\omega \rightarrow 0$ . TDSE is a DA procedure, and verifies only oscillatory electric field phenomena, not laser-induced phenomena.

Qualitatively, SEFA behavior as  $\omega \rightarrow 0$  is a constant electric field. This stands in contrast to SPFA behavior, where the field propagates at the speed of light for all frequencies, no matter how low.

### 2. SPFA

As shown in Ref. [16, 17], declining frequency does not lead to adiabatic behavior. When the field is intense, it leads first to a domain where the magnetic component of the laser field becomes significant, with a further decline in frequency leading to fully relativistic behavior. It is this contrast in the properties of oscillatory electric fields in comparison with fully-described plane-wave fields that demonstrates the complete failure of the proxy field in Eq. (5) to mimic the laser field as described by Eqs. (1) - (4).

The failure of the DA at low frequencies has far more practical significance than the well-known failure of the DA at high frequencies. The onset of this low-frequency failure can be detected even at a wavelength of  $1.51\mu m$ , as will be shown below.

An example of a plane wave phenomenon of extremely low frequency is the Schumann resonance [18]. This is a naturally occurring phenomenon in which powerful lightning strikes generate low frequency radio waves that resonate in the cavity formed by the Earth’s surface and the ionosphere. The lowest mode of this cavity is  $7.83Hz$ , corresponding to a wavelength about equal to the circumference of the Earth. On a laboratory scale, a plane wave with a wavelength equal to the circumference of the Earth would appear to be a constant field. Nevertheless, a constant electric field cannot spread its influence over the entire planet, thus emphasizing the fundamental difference between electric fields and propagating fields.

### III. NOMENCLATURE

The naming of objects or procedures must be precise in all the sciences, so that the name employed has a universally understood meaning. Unfortunately, observance of this basic requirement has been violated for many years in strong-field physics. This matter is of quintessential importance for the study of strong-field laser phenomena, since the distinctions between SPFA and SEFA behavior have remained almost unseen and unaddressed for 40 years.

#### A. KFR

KFR refers to the names of three authors (Keldysh [15], Faisal [19], and Reiss [7]). This conflates a low-frequency SEFA method [15], a high-frequency SEFA method [19], and an SPFA method [7]. The term “KFR” was introduced in Ref. [20] to refer generically to nonperturbative analytical approximations. The continued use of the KFR acronym is unfortunate in view of the inequivalent approximations that gave rise to the terminology.

### 1. *The Keldysh approximation*

The essence of the Keldysh approximation is that everything is treated within the DA; the interaction Hamiltonian is stated in the length gauge; the method used is equivalent to a time-reversed S-matrix theory; and the final state  $\Psi_f$  is replaced by a Volkov state with a gauge-transformation factor introduced to transform the Volkov solution expressed in the Coulomb gauge to the length gauge instead.

The limitations imposed by the approximations made by Keldysh as applied to laser fields can be stated concisely. The DA fails at both high and low field frequencies. The  $\mathbf{r} \cdot \mathbf{E}$  potential of the length gauge restricts the field to being purely an oscillatory electric field [10]. The “dipole-approximated Volkov solution” is not a Volkov solution in the usual sense of describing the behavior of a free electron in a propagating field. The Keldysh approximation is an approximation for ionization or detachment of an electron from a bound state by a strong, low (but not very low) frequency, oscillatory electric field.

Keldysh, understandably unaware in 1964 of the properties of the S-matrix, inappropriately regards the non-interacting nature of the initial state  $\Phi_i$  as an additional approximation.

The Keldysh approach was recast in Refs. [21–23] as ionization by a low-frequency oscillatory electric field using an adiabatic approximation, rather than with Volkov-solution concepts.

### 2. *The Faisal approximation*

In the Faisal approximation [19]: Everything is treated within the DA, the interaction Hamiltonian is expressed in the velocity gauge, and the direct-time S-matrix transition amplitude is employed.

The difficult problem of finding a suitable approximation for the initial state  $\Psi_i$  in the direct-time S-matrix formalism is approached by using the KH (Kramers-Henneberger) [24, 25] transformation to a moving frame of reference, and then replacing that oscillatory orbit with the assumption that spatial coordinates remain centered at the atomic nucleus. This is a high-frequency approximation.

The Faisal approximation can be summarized as an approximation for ionization or pho-

to detachment of an electron from a bound state by a high-frequency oscillatory electric field.

### 3. *The Reiss approximation*

The genesis of the R method [7] is to be found in studies with the relativistic Volkov solution [2, 3, 26–28]. The intended application to nonrelativistic problems is approached by using the full Volkov solution (or Gordon solution [29]) in a nonrelativistic, long-wavelength limit. The Coulomb-gauge interaction Hamiltonian is also employed in its nonrelativistic form. This nonrelativistic long-wavelength version of the Coulomb gauge is similar in appearance to the velocity-gauge expression of the interaction Hamiltonian in the DA; the essential difference being in the  $\mathbf{A}^2$  term. In the DA,  $\mathbf{A}^2(t)$  plays no dynamical role; whereas  $\mathbf{A}^2(t)$  has a central role to play in the nonrelativistic R theory. (See Refs. [28, 30].) This distinction is examined in two 1990 papers. In the first of these papers [31], the 1980 R formalism is shown to be the nonrelativistic limit of a Klein-Gordon (i.e. spinless relativistic) treatment of atomic ionization. The second 1990 paper [32] is a completely Dirac-relativistic version of the SPFA, where initial- and final-state wave functions as well as the interaction term are Dirac-relativistic. The nonrelativistic, long-wavelength limit of the final outcome of the Dirac-relativistic atomic ionization calculation reduces exactly to the 1980 R paper [7].

The R approximation is an approximation for ionization or detachment of an electron from a bound state by a strong, propagating field; i.e. by the field produced by a laser.

The R approximation is the same as the nonrelativistic SPFA.

Frequency limitations in the SPFA are much milder than with other methods. This stands in contrast to the low-frequency and high-frequency restrictions inherent in tunneling methods and the high-frequency-only domain of the KH-based approximations. An interesting development is that the SPFA produces results at high frequencies equivalent to the KH-based methods of Faisal and Gavril, and to TDSE [33]. That is, the SPFA, fundamentally different from DA methods at low frequencies, becomes equivalent to DA theories at high frequencies (albeit intensity-limited to nonrelativistic conditions).



## B. SFA

The terminology “Strong-Field Approximation” (SFA) was introduced in Ref. [31] to refer exclusively to what is here labeled the SPFA in the belief that this article had made clear the distinction between SEFA and SPFA methods. This belief was negated by future articles (see Ref. [34]) that viewed SFA as equivalent to KFR. This confusion is what necessitates the use of the four-character acronyms SPFA and SEFA rather than the simpler three-character SFA.

## IV. PROPERTIES OF THE SPFA

It would seem plausible that an investigation of laser-induced effects would be more efficient with a method based on the propagating field that is the character of lasers, than with a proxy field that has a limited range of accurate mimicry. It is also plausible that physical insights gained from a study of laser effects based on the properties of plane-wave fields would be more fruitful and reliable than insights achieved with oscillatory electric fields. These expectations are corroborated by the examples of this Section.

The first laboratory observation of the ATI phenomenon will be referred to as the "Saclay experiment" [1], referring to the laboratory where the work was done.

### A. Prequels to the Saclay experiment

A recent publication by well-known authorities in strong-field phenomena begins with the statement [35]: “Early multiphoton ionization experiments using intense infrared pulses found the then-amazing result that an ionizing electron often absorbed substantially more photons than the minimum needed for ionization.” This “amazement” was experienced by atomic physicists and physical chemists who habitually employed the dipole approximation. This stands in contrast to the pre-existing corpus of work with strong propagating fields. ATI is a feature to be expected in strong-field experiments. Analogs of ATI had been observed in nonperturbative bound-bound transitions in atoms leading to the statement [9]: “...as the intensity gets very high ... higher order processes become increasingly important.” For photon-multiphoton pair production [36]: “... an extremely high-order process can ... dominate the lowest order ...”. For interband transitions in band-gap solids [37]: “...high-order

processes can be more probable than lower-order processes when the intensity is sufficiently high.”

The 1980 strong-field paper [7], written before the publication of the Saclay experiment, described ATI in detail. This paper examined such matters as the differing shapes of spectra resulting from linear and circularly polarized lasers, that was not observed until 1986 [38]. There was a detailed description of the channel-closing phenomenon, rediscovered later by other theoreticians [8].

There was even a discussion in Ref. [7] of the radius of convergence of perturbation theory, an important topic largely ignored in the strong-field community.

The point of the above remarks is that insights and concrete results attainable from the point of view of actual laser fields enabled the prediction and description of explicit strong-laser phenomena that were unexpected and counter-intuitive within the AMO community.

To the present, it is remarkable that many members of the strong-field community remain unaware that ATI was predicted in advance of observation, and that SPFA and SEFA approaches are fundamentally different. This appears to be a consequence of the KFR and SFA nomenclature problem discussed above, that is so uncharacteristic of scientific protocols.

## **B. Quantitative predictions of the SPFA**

The quotation [35] cited above about how amazing the ATI phenomenon appeared to the atomic physics community in 1979, continues with the estimate that it took until about 1993 before understanding of it was acquired within the DA. These dates are significant in that, when propagating-field properties are employed, the qualitative existence of ATI was well-known before 1979. Essential qualities of ATI became very clear in a 1986 experiment [38], matched correctly by the SPFA [39, 40]; and precision experimental results published in 1993 [41] were precisely duplicated by the SPFA [42].

### *1. Early success*

The first numerical correspondence between theory and experiment in strong-laser problems was from the analysis of a 1986 experiment [38] published in 1987 [39, 40]. The comparison of theory and experiment is shown in Fig. 1, which is a refinement of the bar-graph

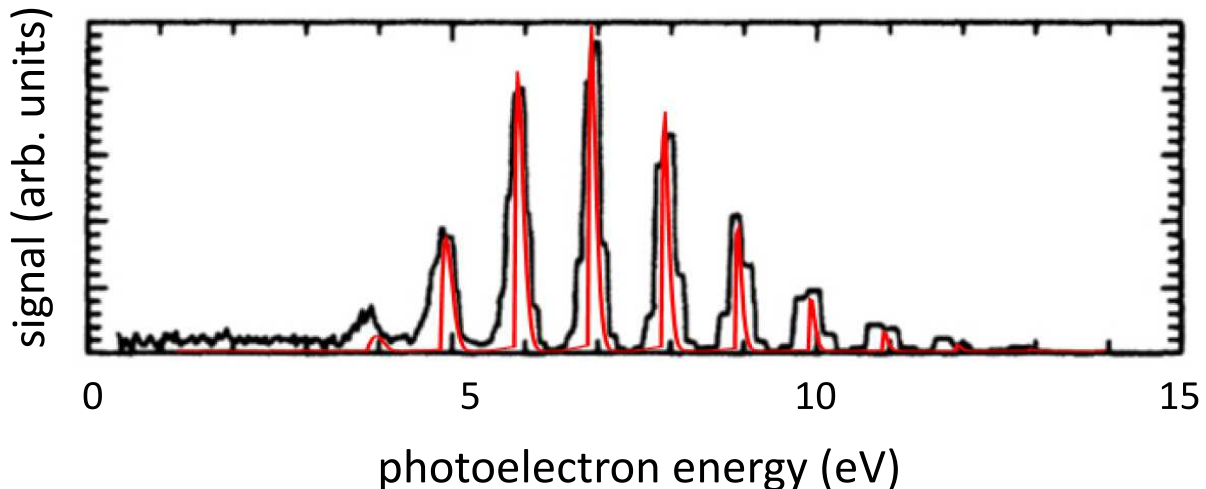


FIG. 1: This figure shows the ability of the transverse-field theory of Ref. [7] to replicate the experimental results presented in Ref. [38]. In DA terminology, this is in the multiphoton domain. The black curve (with wide peaks) is the measured photoelectron spectrum and the red curve (with narrow peaks) is the theoretical fit. Laser parameters: 1064 nm, peak intensity  $2 \times 10^{13} \text{ W/cm}^2$ , pulse duration 100 ps on a xenon target ( $\gamma_K = 1.69$ ). The calculation includes focal averaging in a Gaussian beam with Gaussian time distribution, and with partial ponderomotive energy ( $U_p$ ) recovery in the very long pulse. The only fitting parameter employed was the relative fraction of recovered  $U_p$  (about 80%) selected to fix the absolute energy locations of the peaks.

figures of Refs. [39, 40], and includes focal averaging. The year 1987 was a time at which the debate was ongoing about whether ATI was something entirely novel or was no more than higher-order perturbation theory [44]. This early success of the SPFA attracted only temporary attention.

## 2. Precision at high intensity

Laser capabilities had improved considerably by 1993, with much higher intensities and shorter pulses attainable. Mohideen, *et al.* [41] carried out experiments in which they were able to measure spectra with impressive accuracy, especially with circular polarization. The only theoretical predictions available were from the SPFA of Ref. [7], but Mohideen, *et al.*

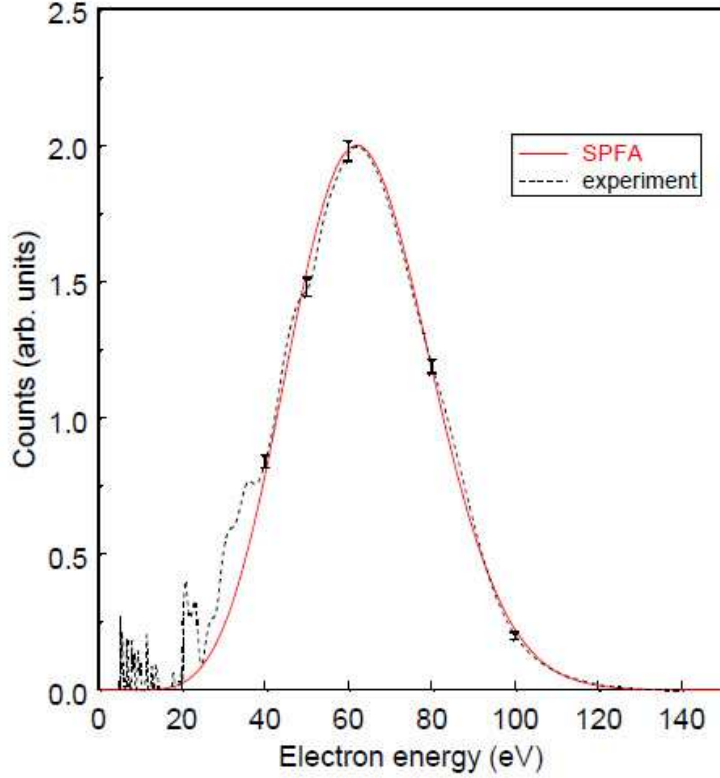


FIG. 2: This figure, based on Ref. [42], shows the precision possible with the SPFA of 1980 [7] applied to the description of an experiment [41] on the ionization of helium at the relatively high intensity of  $1.27 \times 10^{15} \text{ W/cm}^2$  at  $815 \text{ nm}$  wavelength and a pulse length of  $180 \text{ fs}$ . By SEFA terminology, this is in the tunneling domain ( $\gamma_K = 0.40$ ). The SPFA fit, obtained with a multiphoton theory, is within the very small experimental error bars. Irregularities in the low energy part of the spectrum are experimental artifacts [43].

applied this theory without averaging over the spatial and temporal intensity distribution that existed in the laser focus. The same theory was applied again in 1996 [42], with focal averaging incorporated. The results obtained are shown in Fig. 2.

A conclusion that follows from Fig. 1 and Fig. 2 is that the division of frequencies into a tunneling domain and a multiphoton domain has no meaning with respect to real laser fields. Both of the figures follow from the same formalism [7], and that formalism involves a sum over discrete numbers of photons. Figure 2 shows the precision possible with the SPFA when the intensity is high. The curve in Fig. 2 appears to be smooth, with no indication

that there are more than 50 photon orders contained within the single peak.

### 3. *Onset of low-frequency failure of the DA*

It has already been noted that major qualitative and quantitative discrepancies between the SEFA and SPFA develop as the frequency declines. An important question to be answered is to find the conditions under which those discrepancies become significant. An initial step in this quest is found in an experiment [45] at Freiburg ostensibly directed towards deciding on a choice between length-gauge and velocity-gauge analytical approximations. What was actually being compared was an SEFA and an SPFA analytical approximation. (Apologies must be made for the adoption of the gauge-choice misnomer in the article on this matter [46].) The experiment was executed with special attention to accurate measurement of the peak laser intensity that was determined to within a 15% accuracy. Calculations done with a length-gauge analytical approximation and with TDSE agreed with each other, but both required a 45% increase over the measured intensity to achieve a fit to the data. A calculation done with the SPFA of Ref. [7] agreed with the experiment without any alteration of the measured intensity, but was judged by the Freiburg group to be in error because of the correspondence between the analytical SEFA and the TDSE. The length gauge was then proclaimed to be superior to the velocity gauge. However, it was pointed out [46] that the experimental paper reported a momentum distribution that supplied an independent measurement of peak intensity, and that agreed with the initial measurement of the peak intensity. Figure 3 shows that agreement. Because of the concurrence between the two measures of peak intensity, it has to be concluded that the SPFA matched the experiment and the SEFA did not. The fact that the analytical SEFA approximation agreed with TDSE occurs because TDSE also uses the DA, making the experiment a demonstration of the superior accuracy of the SPFA.

The conclusion that the SPFA performed significantly better than the SEFA in an experiment done with a laser wavelength of  $1.51\mu m$ , suggests that the known failure of the DA at low frequencies is already in evidence at this wavelength.

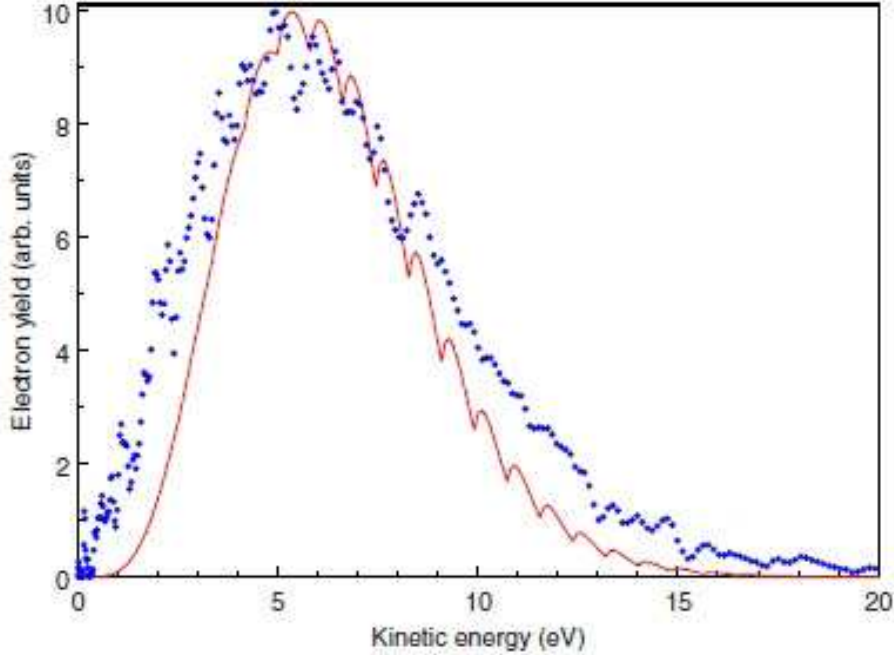


FIG. 3: Experimental data [45] are shown as dots and the SPFA calculation [46] as the continuous curve, for the spectrum of electrons from the photodetachment of the negative fluorine ion ( $F^-$ ) by a laser operating at  $1.510 \mu m$ . The peak laser intensity in the calculation is taken to be the same as that measured in the laboratory. The agreement can be regarded as satisfactory, since residual ATI effects are evident in both the theory and the experiment, and the intensity is not high enough to expect the precise agreement shown in Fig. 2. TDSE and SEFA analytical approximations could fit the data only if there was an assumed 45% increase in peak laser intensity from that found in the laboratory. The confluence of TDSE and length-gauge analytical calculations occurs because both use the DA. The assumption of faulty peak intensity measurement is not sustainable because the measured momentum distribution supports the originally reported peak intensity. It is the DA that has to be the cause of the conflict in theoretical approaches [46].

#### 4. SPFA-SEFA coalescence at high frequencies

An analytical demonstration that SPFA and SEFA methods coalesce at high frequencies comes from the exact correspondence between the SPFA and the Faisal approximation [19] that is a high-frequency SEFA method. This conclusion is borne out by high-frequency TDSE calculations reported in Ref. [33]. A sample of this agreement is shown in Fig. 4,

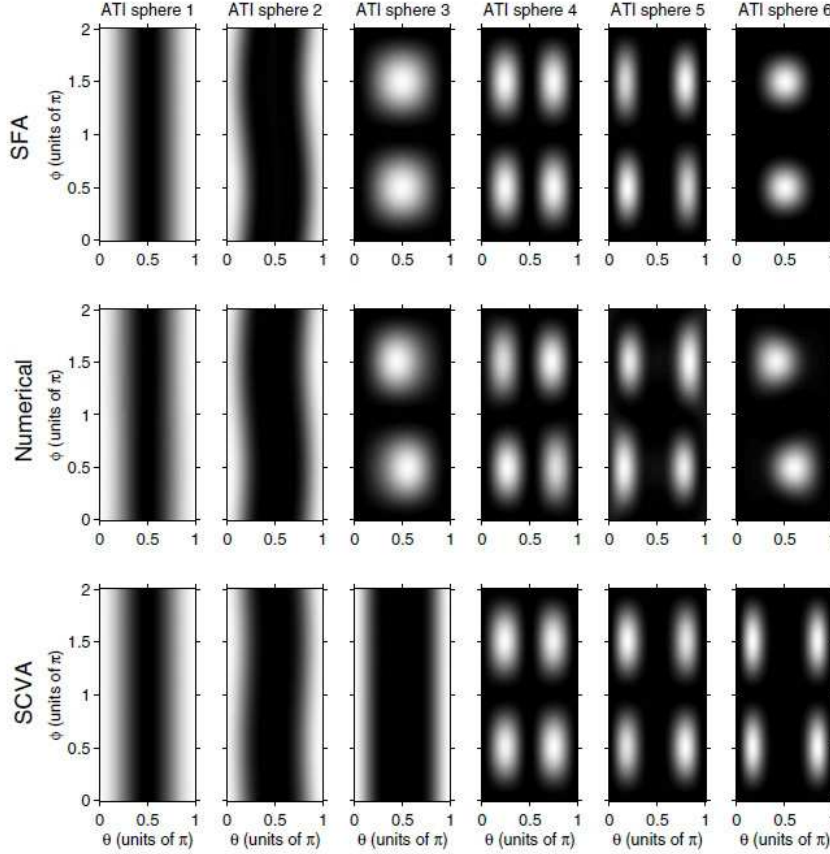


FIG. 4: This is a reproduction of Fig. 1 in Ref. [33]. A superposition of two linearly polarized fields is analyzed, with  $\omega_1 = 1 \text{ a.u.}$  and  $\omega_2 = 3 \text{ a.u.}$ , and the intensity of each field is  $3.5 \times 10^{14} \text{ W/cm}^2$ . For the significance of other labeling in the figure, see Ref. [33]. For present purposes, the important features are the remarkably close correspondences between the panels labeled “SFA” (SPFA in this article) and those labeled “Numerical” (TDSE).

with other figures in Ref. [33] showing equally good agreement. Further verification of the high-frequency SPFA-SEFA coalescence was found [47] in a comparison between the SPFA and the high-frequency method of Gavrila [48, 49].

##### 5. Extension to relativistic conditions

An important feature of the SPFA method of Ref. [7] is that it is evolved from a fully relativistic Klein-Gordon (i.e. spinless “electron”) formalism [31]. That is, there are actually no frequency limitations on the relativistically-extended SPFA formalism, as long as the

intensity is high. This conclusion is further reinforced by fully Dirac-relativistic calculations for ground-state hydrogen with circular polarization [32] and with linear polarization [50]. These calculations have been shown to reduce exactly to the nonrelativistic SPFA of Ref. [7]. Dirac-relativistic SPFA calculations can be done with any hydrogenic initial state, since analytical solutions of the Dirac equation are known for hydrogen [51]. The algebraic manipulations with Dirac matrices can be tedious, but the results are in closed analytical form, meaning that numerical examples are simple to program.

Some practical features of the relativistic SPFA are shown in Ref. [52].

It has been emphasized above that the SPFA, since it relates directly to laser fields rather than to a proxy for laser fields, provides valuable insights. An important example is the analysis of the radiation pressure experiment in Ref. [53]. With nonrelativistic strong-field conditions, a photoelectron ionized by a circularly polarized laser will enter into a circular orbit around the remnant ion, with the orbit lying in a plane perpendicular to the propagation direction. This plane contains the ion as the origin of the circular orbit. Radiation pressure will cause the plane of the circular orbit to be projected slightly in the propagation direction. See Refs. [52, 54] for an illustration of this effect. A calculation of the angle by which the plane of rotation is projected forward was attempted in three publications [35, 53, 55], but without a successful outcome. From the point of view of relativistic effects associated with laser fields, the calculation is simple and insightful. Momentum associated with absorption of circularly polarized photons is simply the sum of the spin momenta of the photons since their momenta are aligned. Absorption of the photons necessary to reach ionization threshold ( $E_B + U_p$ ) is transmitted to the initial atom, with negligible effect because of the atomic mass. The additional photons required to achieve the energy  $U_p$  of the photoelectron in its circular orbit provide a momentum  $U_p/c$  to the photoelectron in the propagation direction. The plane of rotation is thereby tilted forward by an angle

$$\theta = \arctan(p_{\perp}/p_{\parallel}) = \arctan\left(\frac{U_p/c}{\sqrt{2mU_p}}\right) = \arctan\left(\sqrt{\frac{U_p}{2mc^2}}\right). \quad (7)$$

This result is independent of the identity of the atom ionized, in agreement with the intense-field part of the experiment, and is also quantitatively correct, thus supplying confirmation of the predicted angle in Ref. [32] [see Eq.(5.5)] that is identical to Eq. (7). A result unsuccessfully sought in three major publications by SEFA means, is found correctly in one paragraph by SPFA means.



## V. CONCLUSIONS

Strong-field laser interactions with matter have been analyzed primarily in terms of the DA. This corresponds to replacement of the propagating laser field by an oscillatory electric field. When the laser field is sufficiently intense that it is the dominant influence on the photoelectron, the relativistic character of the laser field, propagating at the speed of light in vacuum, cannot be ignored. This infers the conclusion that a strong-field approximation based in propagating fields (SPFA) is more efficient and reliable than a strong-field approximation based on oscillatory electric fields (SEFA).

Powerful evidence for this conclusion exists. A brief compendium follows.

- ✓ First and foremost is that the ATI phenomenon, so startling to a community accustomed to the DA, was well-understood and predicted in advance of its laboratory observation when examined from a propagating-field point of view. Quantitative advantages exist in addition to qualitative factors. Some of the earliest precision laboratory results dating from 1986 [38] and 1993 [41] were successfully modeled by an SPFA method [7] that provides closed-form analytical results that are simple to evaluate.
- ✓ The channel-closing phenomenon, where energy demands to offset an increase in ponderomotive energy with intensity causes the minimum photon order to index upwards, is often credited to Muller, Tip, and van der Wiel in a 1983 paper [8]. However, the earlier Ref. [7] contains an explicit treatment of this phenomenon. Apart from this reference, channel closing was well known from the early work with the Volkov solution [2, 3], where the first channel closing is identified as a sufficient condition for the failure of perturbation expansions. Thus, this well-known phenomenon was reported as a basic consideration in strong-field physics 25 years before it came to general attention in the laser-effects community.
- ✓ Adiabaticity, where decreasing laser frequency is regarded as causing an approach to static conditions, was introduced into strong-field physics by Keldysh in 1964. It was adopted by the strong-laser community from the beginning of post-ATI activity in 1979, because it is a natural aspect of the tunneling model. Adiabaticity was shown to be fallacious for propagating wave phenomena in 2000 [56], 2008 [16], and 2014 [17]

articles, but this proof of failure has not stopped exploration of adiabaticity by some researchers in strong-field physics [57].

- ✓ A companion problem with adiabaticity is the requirement that any acceptable theory of strong-field effects must have a static zero-frequency limit. This contradicts the basic fact that laser fields always propagate at the speed of light, no matter how low the frequency might be. The demand for zero-frequency behavior is an especially pernicious fallacy in that it labeled as unacceptable any SPFA theory. The zero-frequency criterion remained in force continuously from 1979 until just very recently, and even found its way into textbooks [58] on strong-field laser effects. The cost of rejecting any properly-posed theory for nearly 40 years is incalculable.
- ✓ The tunneling model, appropriate only for electric fields, remains entrenched in the strong-field community. Articles, lecture notes, and books on strong-laser phenomena routinely show a diagram of an attractive Coulomb potential being tilted by the potential of an electric field. This is so ubiquitous that laser-caused ionization is often regarded as being identical with that illustration. The tunneling model has no meaning for strong-laser ionization

The toll exacted by reliance on unphysical models is impossible to estimate, but it has clearly caused needless expenditure of research resources. A major example comes from continued focus on the tunneling model, even though the tunneling model is strictly a DA concept that is inconsistent with propagating-field behavior. Laser fields are vector fields that are not consonant with tunneling behavior, and this vector property becomes fundamental with intense fields. Nevertheless, exploration of tunneling phenomena remains a major focus of funded research.

- 
- [1] P. Agostini, F. Fabre, G. Mainfray, G. Petite, and N. K. Rahman, *Free-free transitions following six-photon ionization of xenon atoms*, Phys. Rev. Lett. **42**, 1127-1130 (1979).
  - [2] H. R. Reiss, PhD Dissertation, Univ. of Maryland (1958).
  - [3] H. R. Reiss, *Absorption of light by light*, J. Math. Phys. 3, 59-67 (1962).

- [4] N. D. Sengupta, *On the scattering of electromagnetic waves by a free electron, II—Wave mechanical theory*, Bull. Math. Soc. (Calcutta) **44**, 175 (1952).
- [5] D. M. Wolkow, *Über eine Klasse von Lösungen der Diracschen Gleichung*, Zeit. f. Physik **94**, 250-260 (1935).
- [6] F. J. Dyson, *Divergence of perturbation theory in quantum electrodynamics*, Phys. Rev. **85**, 631-632 (1952).
- [7] H. R. Reiss, *Effect of an intense electromagnetic field on a weakly bound system*, Phys. Rev. A **22**, 1786-1813 (1980).
- [8] H. G. Muller, A. Tip and M. J. van der Wiel, *Ponderomotive force and AC Stark shift in multiphoton ionisation*, J. Phys. B **16**, L679-L692 (1983).
- [9] H. R. Reiss, *Atomic transitions in intense fields and the breakdown of perturbation calculations*, Phys. Rev. Lett. **25**, 1149-1151 (1970).
- [10] H. R. Reiss, *Altered Maxwell equations in the length gauge*, J. Phys. B **46**, 175601 (2013).
- [11] E. S. Sarachik and G. T. Schappert, *Classical theory of the scattering of intense laser radiation by free electrons*, Phys. Rev. D **1**, 2738-2753 (1970).
- [12] G. F. Gribakin and M. Yu. Kuchiev, *Multiphoton detachment of electrons from negative ions*, Phys. Rev. A **55**, 3760-3771 (1997).
- [13] K. C. Kulander, K. J. Shafer, and J. L. Krause in *Super-Intense Laser-Atom Physics*, B. Piraux, A. l’Huillier, and K Rzażewski, Eds. (Plenum, New York, 1973).
- [14] P. B. Corkum, *Plasma perspective on strong-field multiphoton ionization*, Phys. Rev. Lett. **71**, 1994-1997 (1993).
- [15] L. V. Keldysh, *Ionization in the field of a strong electromagnetic wave*, Sov. Phys. JETP **20**, 1307-1314 (1965) [Zh. Eksp. Teor. Fiz. **47**, 1945-1957 (1964)].
- [16] H. R. Reiss, *Limits on tunneling theories of strong-field ionization*, Phys. Rev. Lett. **101**, 043002 (2008); *Erratum*, Phys. Rev. Lett. **101**, 155901(E) (2008).
- [17] H. R. Reiss, *The tunneling model of laser-induced ionization and its failure at low frequencies*, J. Phys. B **47**, 204006 (2014).
- [18] [en.wikipedia.org/wiki/Schumann\\_resonances](http://en.wikipedia.org/wiki/Schumann_resonances).
- [19] F. H. M. Faisal, *Multiple absorption of laser photons by atoms*, J. Phys. B **6**, L89-L92 (1973).
- [20] P. H. Bucksbaum, M. Bashkansky, and D. W. Schumacher, *Above-threshold ionization in helium*, Phys. Rev. A **87**, 3615-3618 (1988).

- [21] A. I. Nikishov and V. I. Ritus, *Ionization of systems bound by short-range forces by the field of an electromagnetic wave*, Z. Eksp. Teor. Fiz. **50**, 1393-1409 (1966) [Sov. Phys. JETP **23**, 168-177 (1966)].
- [22] A. M. Perelomov, V. S. Popov, and M. V. Terent'ev, *Ionization of atoms in an alternating electric field*, Z. Eksp. Teor. Fiz. **50**, 255-270 (1966) [Sov. Phys. JETP **23**, 924-934 (1966)].
- [23] M. V. Ammosov, N. B. Delone, and V. P. Krainov, *Tunnel ionization of complex atoms and of atomic ions in an alternating electromagnetic field*, Sov. Phys. JETP **64**, 1191 [Zh. Eksp. Teor. Fiz. **91**, 2008 (1986)].
- [24] H. A. Kramers, *Collected Scientific Papers* (North Holland, Amsterdam, 1956) 262.
- [25] W. C. Henneberger, *Perturbation method for atoms in intense light beams*, Phys. Rev. Lett. **21**, 838-841 (1968).
- [26] H. R. Reiss, *A convergent perturbation expansion in first-quantized electrodynamics*, J. Math. Phys. **3**, 387-395 (1962).
- [27] J. H. Eberly and H. R. Reiss, *Electron self-energy in intense plane-wave field*, Phys. Rev. **145**, 1035-1040 (1966).
- [28] H. R. Reiss and J. H. Eberly, *Green's function in intense-field electrodynamics*, Phys. Rev. **151**, 1058-1066 (1966).
- [29] W. Gordon, *Der Comptoneffekt nach der Schrödingerschen Theorie*, Zeit. f. Phys. **40**, 117-133 (1926).
- [30] H. R. Reiss, *Mass shell of strong-field quantum electrodynamics*, Phys. Rev. A **89**, 022116 (2014).
- [31] H. R. Reiss, *Complete Keldysh theory and its limiting cases*, Phys. Rev. A **42**, 1476-1486 (1990).
- [32] H. R. Reiss, *Relativistic strong-field photoionization*, J. Opt. Soc. Am. B **7**, 574-586 (1990).
- [33] D. I. Bondar, M. Spanner, W.-K. Liu, and G. L. Yudin, *Photoelectron spectrum in strong-field ionization by a high-frequency field*, Phys. Rev. A **79**, 063404 (2009).
- [34] M. Lewenstein, Ph. Balcou, M. Yu. Ivanov, A. L'Huillier, and P. B. Corkum, *Theory of high-harmonic generation by low-frequency laser fields*, Phys. Rev. A **49**, 2117-2132 (1994).
- [35] S. Chelkowski, A. D. Bandrauk, and P. B. Corkum, *Photon momentum transfer in multiphoton ionization and in time-resolved holography with photoelectrons*, Phys. Rev. A **92**, 051401(R) (2015).

- [36] H. R. Reiss, *Production of electron pairs from a zero-mass state*, Phys. Rev. Lett. **26**, 1072-1075 (1971).
- [37] H. D. Jones and H. R. Reiss, *Intense field effects in solids*, Phys. Rev. B **16**, 2466-2473 (1977).
- [38] P. H. Bucksbaum, M. Bashkansky, R. R. Freeman, T. J. McIlrath, and L. F. DiMauro, *Suppression of multiphoton ionization with circularly polarized coherent light*, Phys. Rev. Lett. **56**, 2590-2593 (1986).
- [39] H. R. Reiss, *Spectrum of atomic electrons ionised by an intense field*, J. Phys. B **20**, L79-L83 (1987).
- [40] H. R. Reiss, *Electron spectrum in intense-field photoionization*, J. Opt. Soc. Am. B **87**, 726-730 (1987).
- [41] U. Mohideen, M. H. Sher, H. W. K. Tom, G. D. Aumiller, O. R. Wood, R. R. Freeman, J. Bokor, and P. H. Bucksbaum, *High intensity above-threshold ionization of He*, Phys. Rev. Lett. **71**, 509-512 (1993).
- [42] H. R. Reiss, *Energetic electrons in strong-field ionization*, Phys. Rev. A **54**, R1765-R1768 (1996).
- [43] U. Mohideen, Private communication (1994).
- [44] S. L. Chin and P. Lambropoulos, eds., *Multiphoton Ionization of Atoms* (Academic Press, Toronto, 1984).
- [45] B. Bergues, N. Yongfeng, H. Helm, and I. Yu. Kuyan, *Experimental study of photodetachment in a strong laser field of circular polarization*, Phys. Rev. Lett. **95**, 263002 (2005).
- [46] H. R. Reiss, *Velocity-gauge theory for the treatment of strong-field photodetachment*, Phys. Rev. A **76**, 033404 (2007).
- [47] H. R. Reiss, *High-frequency, high-intensity photoionization*, J. Opt. Soc. Am. B **13**, 355-362 (1996).
- [48] M. Pont and M. Gavrila, *Stabilization in atomic hydrogen in superintense high-frequency laser fields of circular polarization*, Phys. Rev. Lett. **65**, 2362-2365 (1990).
- [49] M. Gavrila, *Atoms in Intense Laser Fields*, M. Gavrila, ed. (Academic Press, San Diego, 1992) 435-510.
- [50] D. P. Crawford, PhD Dissertation, American Univ. (1994).
- [51] H. A. Bethe, and E. E. Salpeter, *Quantum Mechanics of One- and Two-Electron Atoms* (Academic Press, New York, 1957).

- [52] H. R. Reiss, *Dependence on frequency of strong-field atomic stabilization*, Opt. Exp. **8**, 99-105 (2001).
- [53] C. T. L. Smeenk, L. Arissian, B. Zhou, A. Mysyrowicz, D. M. Villeneuve, A. Staudte, and P. B. Corkum, *Partitioning of the linear photon momentum in multiphoton ionization*, Phys. Rev. Lett. **106**, 193002 (2011).
- [54] H. R. Reiss, *Relativistic effects in nonrelativistic ionization*, Phys. Rev. A **87**, 033421 (2013).
- [55] S. Chelkowski, A. D. Bandrauk, and P. B. Corkum, *Photon momentum sharing between an electron and an ion in photoionization: from one photon (photoelectric effect) to multiphoton absorption*, Phys. Rev. Lett **113**, 263005 (2014).
- [56] H. R. Reiss, *Dipole-approximation magnetic fields in strong laser beams*, Phys. Rev. A **63**, 013409 (2000).
- [57] A. Karamatskou, S. Pabst, and R. Santra, *Adiabaticity and diabaticity in strong-field ionization*, Phys. Rev. A **87**, 043422 (2013).
- [58] C. J. Joachain, N. J. Kylstra, and R. M. Potvliege, *Atoms in Intense Laser Fields* (Cambridge Univ. Press, Cambridge, 2012).