

Optimal Incentive Contract with Endogenous Monitoring Technology

Anqi Li* Ming Yang†

This Draft: August 2018

Abstract

Recent technology advances have given firms the flexibility to process and analyze sophisticated employee performance data at a reduced and yet significant cost. We develop a theory of optimal incentive contracting where the monitoring technology that governs the above described procedure is part of the designer's strategic planning. In otherwise standard principal-agent models with moral hazard, we allow the principal to partition agents' performance data into any finite categories and to pay for the amount of information that the output signal carries. Through analysis of the trade-off between giving incentives to agents and saving the cost of data processing and analysis, we obtain characterizations of optimal monitoring technologies such as information aggregation, strict MLRP, likelihood ratio-convex performance classification, group evaluation in response to high monitoring costs, and assessing the various task performances according to agents' endogenous tendencies to shirk. We examine the implications of these results for workforce management and firms' internal organizations.

Key words: incentive contract; endogenous monitoring technology.

JEL codes: D86, M15, M5.

*Department of Economics, Washington University in St. Louis. anqili@wustl.edu.

†Fuqua School of Business, Duke University. ming.yang@duke.edu. We thank Nick Bloom, George Mailath, Ilya Segal, Chris Shannon, Joel Sobel, Jacob Steinhardt, Bob Wilson and seminar audience at Caltech, Duke-UNC, Johns Hopkins Carey, Northwestern, Decentralization Conference 2017, Stanford, UCSB, UCSD, U of Washington and U of Chicago for comments and suggestions. Lin Hu and Jessie Li provided generous assistance for the numerical analysis. All errors are our own.

1 Introduction

Recent technology advances have given firms more flexibility to process and analyze sophisticated employee performance data at a reduced and yet significant cost. Speech analytics software, natural language processing tools and cloud-based systems are increasingly used to convert hard-to-process contents into succinct and meaningful ratings such as “satisfactory” and “unsatisfactory” (Murff et al. (2011); Singer (2013); Kaplan (2015)). This paper develops a theory of optimal incentive contracting where the *monitoring technology* that governs the above described procedure is part of the designer’s strategic planning.

Our research agenda is motivated by the case of call center performance management reported by Singer (2013). It has long been recognized that the conversations between call center agents and customers contain useful performance indicators such as customer sentiment, voice quality and tone, etc.. Recently, the advent of speech analytics software has finally enabled the processing and analysis of such contents and their conversions into meaningful ratings such as “satisfactory” and “unsatisfactory.” On the one hand, running speech analytics software consumes server space and power, and the procedure has been increasingly outsourced to third parties in order to take advantage of the latest development in cloud computing. On the other hand, managers now have considerable freedom to decide which facets of the customer conversations to utilize, thanks to the increased availability of speech analytics products whose specialties range from emotion detection to word spotting.

We formalize the flexibility and the cost associated with the design and implementation of the monitoring technology in otherwise standard principal-agent models with moral hazard. Specifically, we allow the monitoring technology to partition agents’ performance data into any finite categories, at a cost that increases with the amount of the information that the output signal carries (hereinafter, *monitoring cost*). An incentive contract pairs the monitoring technology with a wage scheme that maps realizations of the output signal to different levels of wages. An optimal contract minimizes the sum of expected wage and monitoring cost, subject to agents’ incentive constraints.

Our main result gives a characterization of optimal monitoring technologies in general environments, showing that the assignment of Lagrange-multiplier-weighted likelihood ratios into performance categories is positive assortative in the direction of

agent utilities. Geometrically, this means that optimal monitoring technologies must comprise convex cells in the space of likelihood ratios or their transformations. This result provides with practitioners with the needed formula for sorting employee data, and exploiting its geometry yields insights into workforce management and firms' internal organizations.

Our proof strategy works directly with the principal's Lagrangian. It works in general environments that feature multiple agents and multiple tasks, in which cases the direction of sorting vector-valued likelihood ratios and agent utilities is not obvious a priori. Furthermore, it overcomes the technical challenge whereby perturbations of the sorting algorithm affects wages endogenously through changing the Lagrange multipliers of agents' incentive constraints – effects that are new and are difficult to assess in general.

We give three applications of our result. In the single-agent model considered in Holmström (1979), we show that the assignment of likelihood ratios to wage categories is positive assortative and follows a simple cutoff rule. The monitoring technology aggregates potentially fine-grained and high-dimensional performance data into coarse and rank-ordered ratings, and the output signal satisfies the strict monotone likelihood ratio property with respect to the order induced by likelihood ratios. Solving for the cutoff likelihood ratios yields findings consistent with recent developments in manufacturing, retail and healthcare sectors, e.g., decreases in the cost of data processing and analysis increase the fineness of the performance grids (Bloom and Van Reenen (2006, 2007); Murff et al. (2011); Ewenstein et al. (2016)).

In the multi-agent model considered in Holmström (1982), the optimal monitoring technology partitions vectors of individual agents' likelihood ratios into convex polygons. Based on this result, we then compare individual and group performance evaluations from the angle of monitoring cost, showing that firms should conduct more group evaluations in response to high monitoring costs. This result formalizes the theses of Alchian and Demsetz (1972) and Lazear and Rosen (1981) that either team or tournament should be the dominant incentive system when individual performance measures are too costly to obtain. It is consistent with the findings of Bloom and Van Reenen (2006, 2007), namely the lack of IT access increases the use of group performance evaluations among otherwise similar firms.

When the agent faces multiple tasks as in Holmström and Milgrom (1991), the division of limited resources across the assessments of various task performances should

reflect the agent’s endogenous tendency to shirk each task. Using simulation, we examine the implication of this result for, e.g., how the increased precision of certain task measurements (e.g., the availability of high-quality scanner data that measure the skillfulness in scanning items) should affect the resources spent on the processing and analysis other performance data (e.g., customer feedback that measure warmth and resourcefulness).

1.1 Related Literature

Contracting with costly experiment Our focus on data processing and analysis differs from that of the existing studies on contracting with costly experiments. These studies include, but are not limited to: Banker and Datar (1980) and Dye (1986), in which the principal can pay an external auditor for drawing a signal from an exogenous distribution; as well as Holmström (1979), Grossman and Hart (1983) and Kim (1995), in which the authors rank signal distributions based on the incentive costs they incur.

The principal in the above described studies runs experiments in the sense of Blackwell (1953), in that they can vary the probability spaces generated by the agent’s hidden effort, and in the first two studies through paying stylized costs. By contrast, we focus on the conversion of raw data into performance ratings while taking the probability spaces of the former as given. Inspired by information theory, we assume that the monitoring cost increases with the amount of the information that the output signal carries. This assumption can be ill-suited for studying costly experiments, as the two procedures are fundamentally different.

Rational inattention Our work differs from the existing studies on rational inattention (hereinafter, RI) in three crucial aspects. First, early developments in RI by Sims (1998), Sims (2003), Maćkowiak and Wiederholt (2009) and Woodford (2009) sought to explain the stickiness of macroeconomic variables by information processing costs, whereas we explore the strategic implications of costly and flexible information processing for principal-agent relationships.¹ Second, we focus mainly on partial

¹Yang (2015) studies a security design problem where a rationally inattentive buyer can obtain any signal about the uncertain fundamental at a cost proportional to entropy reduction. Other recent efforts to introduce RI into strategic environments include but are not limited to: Matějka and McKay (2012), Martin (2017) and Ravid (2017).

monitoring technologies because in reality, adding non-performance-related factors into employee ratings can have dire consequences such as appeals, lawsuits and excessive turnover (see standard HR textbooks for this subject matter).² Finally, our monitoring cost functions nest entropy as a special case.

Organizational language with costly communication Recent works by Crémer et al. (2007), Jäger et al. (2011), Sobel (2015) and Dilmé (2017) examine the optimal language used between organization members who share a common interest but face communication costs. The presence of incentive constraints distinguishes our work from theirs.

The remainder of this paper is organized as follows: Section 2 introduces the baseline model; Section 3 presents the main results; Sections 4 and 5 investigate extensions of the baseline model; Section 6 concludes. See Appendix A for omitted proofs and the online appendix for supplementary results.

2 Baseline Model

2.1 Setup

Primitives There is a risk-neutral principal and a risk-averse agent. The agent earns a utility $u(w)$ from spending a non-negative wage $w \geq 0$ and incurs a cost $c(a)$ from privately exerting either high effort ($a = 1$) or low effort ($a = 0$). The function $u : \mathbb{R}_+ \rightarrow \mathbb{R}$ satisfies $u' > 0$ and $u'' < 0$, whereas $c(1) = c > c(0) = 0$.

Each level a of effort generates a probability space (Ω, Σ, P_a) . In particular, Ω is a finite-dimensional Euclidean space and comprises the agent's performance data, Σ is the Borel sigma-algebra on Ω , and P_a is the probability measure on (Ω, Σ) conditional on the effort being of a . Throughout the analysis, P_0 and P_1 are assumed to be mutually absolutely continuous, and the probability density functions p_a 's they induce are well-defined and positive everywhere.

²Saint-Paul (2011) justifies the use of entropic information cost in RI decision problems where the decision variable is a deterministic function of the exogenous state variable. We defer the analysis of random performance classifications to Appendix B.3.

Incentive contract An incentive contract $\langle \mathcal{P}, w(\cdot) \rangle$ comprises a *monitoring technology* \mathcal{P} and a *wage scheme* $w : \mathcal{P} \rightarrow \mathbb{R}_+$. The former represents a human- or machine-operated system that governs the processing and analysis of the performance data, whereas the latter maps outputs of the first-step procedure to different levels of wages. In the main body of this paper, \mathcal{P} can be any partition of Ω with at most K cells of all positive measures,³ and $w : \mathcal{P} \rightarrow \mathbb{R}_+$ maps each cell A of \mathcal{P} to a non-negative wage $w(A) \geq 0$.⁴ The integer $K \geq 2$ represents an (rather natural) upper bound for the *rating scale* as defined by the size of the partition, and it can be arbitrarily large and is taken as given throughout the analysis.

For each data point $\omega \in \Omega$, let $A(\omega)$ be the unique *performance category* that contains ω , and let $w(A(\omega))$ be the wage associated with $A(\omega)$. Time evolves as follows:

1. the principal commits to $\langle \mathcal{P}, w(\cdot) \rangle$;
2. the agent privately chooses $a \in \{0, 1\}$;
3. Nature draws ω from Ω according to P_a ;
4. the monitoring technology outputs $A(\omega)$;
5. the principal pays $w(A(\omega))$ to the agent.

Output signal A monitoring technology $\mathcal{P} = \{A_1, \dots, A_N\}$ outputs a signal $X : \Omega \rightarrow \mathcal{P}$, where $Prob(X = A_n | a) = P_a(A_n)$ for $n = 1, \dots, N$. In what follows, we will use $\pi(\mathcal{P}, a) = (P_1(A_1), \dots, P_1(A_N), 0, \dots, 0) \in \Delta^K$ to compile its probabilities. X is taken as exogenously given by the conventional principal-agent literature; here it is determined by the endogenous choice of the monitoring technology.

Implementation cost For any given level $a \in \{0, 1\}$ of the agent's effort, the principal incurs the following cost from implementing an incentive contract $\langle \mathcal{P}, w(\cdot) \rangle$:

$$\sum_{A \in \mathcal{P}} P_a(A)w(A) + \mu \cdot H(\mathcal{P}, a).$$

³In general, a monitoring technology can be any mapping from the raw data to lotteries on finite performance categories. For the same reasons as discussed in Section 1.1, we focus on the case of degenerate lotteries, or equivalently partitional monitoring technologies, in the main body of this paper, and defer the analysis of non-degenerate lotteries to Appendix B.3.

⁴Appendix B.1 examines the case where the agent faces an individual rationality constraint.

This cost has two parts. The first part $\sum_{A \in \mathcal{P}} P_a(A)w(A)$, or the *incentive cost*, has been the central focus of the existing principal-agent literature. The second part $\mu \cdot H(\mathcal{P}, a)$, hereinafter termed the *monitoring cost*, represents the cost associated with the processing and analysis of the performance data. In particular, $\mu > 0$ is an exogenous parameter which will be further discussed in Section 3.4. Meanwhile, $H(\mathcal{P}, a)$ represents the quantity of the information carried by the output signal and satisfies the following properties:

Assumption 1. *There exists a function $h : \Delta^K \rightarrow \mathbb{R}_+$ such that $H(\mathcal{P}, a) = h(\boldsymbol{\pi}(\mathcal{P}, a))$ for any (\mathcal{P}, a) . Further,*

- (a) $h(\pi_1, \dots, \pi_K) = h(\pi_{\sigma(1)}, \dots, \pi_{\sigma(K)})$ for any $(\pi_1, \dots, \pi_K) \in \Delta^K$ and any permutation σ on $\{1, \dots, K\}$;
- (b) $h(0, \pi_1, \dots, \pi_K) < h(\pi'_1, \pi''_1, \dots, \pi_K)$ for any $\pi_1, \pi'_1, \pi''_1 > 0$ such that $\pi_1 = \pi'_1 + \pi''_1$.

Inspired by the basic principles of information theory, Assumption 1 stipulates that the amount of information carried by the output signal should depend only on its probability distribution and must increase with the fineness of the monitoring technology. Aside from probabilities, nothing else matters, not even the naming or the contents of the performance categories. This assumption is satisfied by many standard measures of the quantity of information carried by random variables, such as the number of bits $\log_2 |\mathcal{P}|$ and entropy $-\sum_{A \in \mathcal{P}} P_a(A) \log_2 P_a(A)$.⁵ In Section 2.2, we will motivate the use of this assumption in the incentive problems of our interest.

z-value Define a random variable $Z : \Omega \rightarrow \mathbb{R}$ by

$$Z(\omega) = 1 - \underbrace{\frac{p_0(\omega)}{p_1(\omega)}}_{\text{likelihood ratio}} \quad \forall \omega,$$

where $p_0(\omega)/p_1(\omega)$ is the familiar likelihood ratio associated with data point ω . Notice that $\mathbf{E}[Z \mid a = 1] = 0$, and that the range of Z is a subset of $(-\infty, 1)$. Define the

⁵The bit is a basic unit of information used in computing and digital communication. In information theory, one bit is defined as the maximum information entropy of a binary random variable.

z -value of any set $A \in \Sigma$ of positive measure by

$$z(A) = \mathbf{E}[Z \mid A; a = 1],$$

and use this term to represent the average value of Z conditional on the data being drawn from A .

The principal's problem We focus on the problem of inducing high effort from the agent, since the problem of inducing low effort is easy to solve. A contract $\langle \mathcal{P}, w(\cdot) \rangle$ is incentive compatible if

$$\sum_{A \in \mathcal{P}} P_1(A)u(w(A)) - c \geq \sum_{A \in \mathcal{P}} P_0(A)u(w(A)),$$

or equivalently,

$$\sum_{A \in \mathcal{P}} P_1(A)u(w(A))z(A) \geq c, \tag{IC}$$

and it satisfies the limited liability constraint if

$$w(A) \geq 0 \quad \forall A \in \mathcal{P}. \tag{LL}$$

An optimal incentive contract that induces high effort (or *optimal incentive contract* for short) minimizes the total implementation cost under high effort, subject to the incentive compatibility and limited liability constraints:

$$\min_{\langle \mathcal{P}, w(\cdot) \rangle} \sum_{A \in \mathcal{P}} P_1(A)w(A) + \mu \cdot H(\mathcal{P}, 1) \text{ s.t. (IC) and (LL).}$$

In what follows, we will denote the solution(s) to the above problem by $\langle \mathcal{P}^*, w^*(\cdot) \rangle$.

2.2 Monitoring Cost

In this section, we first illustrate Assumption 1 in our leading example:

Example 1. In the example delineated in Section 1, a piece of performance data comprises the essential characteristics of a call history – e.g., customer sentiment and voice quality – as encoded in binary digits. The monitoring technology refers to the part of the speech analytics program that categorizes these binary digits into per-

formance ratings such as “satisfactory” and “unsatisfactory.” As discussed in Singer (2013), running the monitoring technology consumes server space and power, and the procedure has been increasingly outsourced to third parties in order to take advantage of the latest development in cloud computing. In the meantime, call centers have considerable freedom to decide which facets of the customer conversations to utilize, thanks to the increased availability of speech analytics products whose specialties range from emotion detection to word spotting.

To formalize the above described design flexibility, we allow the principal to partition the performance data arbitrarily into at most K categories, where K can be any interger that is greater than one. The cost of running this procedure increases with the amount of the processed information, whose definition varies from case to case. If the monitoring technology runs many times among many identical agents, then the optimal design should minimize the average number of steps it takes to find the performance category that contains the data point. By now, it is well known that this quantity, also referred to as the average-case or the amortized amount of the processed information, equals approximately to the entropy of the output signal (see, e.g., Cover and Thomas (2006)).⁶ By contrast, if the monitoring technology runs only a few times for only a few number of agents, then the worst-case or the unamortized amount of the processed information is the number of bits carried by the output signal. In both cases, the amount of the processed information depends only on the probability distribution of the output signal and nothing else.

We next introduce the notion of *setup cost* and distinguish it from our monitoring cost:

Example 1 (Continued). As its name suggests, *setup cost* refers the cost incurred to set up the infrastructure that facilitates the subsequent data processing and analysis. Examples of such infrastructure include but are not limited to: Fast Fourier Transformation (FFT) chips – which transform sound waves into their major characteristics as encoded in binary digits, recording equipment, etc.

The major role of setup cost is to change the probability space (Ω, Σ, P_a) . In the case of FFT chips, design improvements lead us to sample sound waves on a more frequent basis or enable their conversions into finer characteristics, both resulting in

⁶In complexity theory, the term “amortized analysis” refers to the analysis of a given algorithm’s complexity in the average case rather than in the worst-case.

changes in (Ω, Σ, P_a) . Throughout the analysis, we take the probability space and hence the setup cost as given in order to focus on the procedure of our interest. That said, one can certainly embed our analysis into a two-stage setting where the principal first incurs the setup cost and then the monitoring cost. Results below will carry over to this new setting.

3 Analysis

This section is organized as follows: Sections 3.1 previews the main results in an example; Sections 3.2 and 3.4 present the main results and discuss their implications; Section 3.3 delineates proof sketches.

3.1 Preview

Example 2. Suppose $u(w) = \sqrt{w}$, Z is uniformly distributed over $[-\frac{1}{2}, \frac{1}{2}]$ under $a = 1$ and $H(\mathcal{P}, a) = f(|\mathcal{P}|)$ for some strictly increasing function $f : \{2, \dots, K\} \rightarrow \mathbb{R}_+$. Below we go through the key steps for solving the optimal contract, give closed-form solutions and discuss their implications for principal-agent relationships.

Optimal wage scheme We first solve for the optimal wage scheme for any given monitoring technology \mathcal{P} as in Holmström (1979). Specifically, label the performance categories as A_1, \dots, A_N , and write $\pi_n = P_1(A_n)$ and $z_n = z(A_n)$ for ease. Assume without loss of generality that $z_m \neq z_n$ for some m, n . The principal's problem is then:

$$\min_{\{w_n\}} \sum_{n=1}^N \pi_n w_n,$$

$$\text{s.t. } \sum_{n=1}^N \pi_n \sqrt{w_n} z_n \geq c, \tag{IC}$$

$$\text{and } w_n \geq 0, n = 1, \dots, N. \tag{LL}$$

Tedious but straightforward algebra yields the expression for the minimal incentive cost:

$$c^2 \left[\sum_{n=1}^N \pi_n \max\{0, z_n\}^2 \right]^{-1}. \tag{3.1}$$

Optimal monitoring technology We next solve for the optimal N -partitional monitoring technology. A careful inspection of Equation (3.1) reveals Holmström’s (1979) *sufficient statistics principle*, namely z -value is the only part of the data that provides the agent with incentives. In the current setting, this means that we should only partition the performance data based on their z -values, because otherwise we are doing no good to the agent’s incentive but incur redundant costs.

A more interesting question concerns how we should assign the varying z -values into different performance categories. In the baseline model that features a single agent and binary efforts, the answer to this question is relatively straightforward: assign high (resp. low) z -values into high-wage (resp. low-wage) categories. Here is a quick proof of this result: since the left-hand side of the (IC) constraint is supermodular in wages and z -values, it follows that if our result fails to hold, then reshuffling data points along the above described direction relaxes the (IC) constraint while leaving the incentive cost, the (LL) constraint and the monitoring cost unaffected. Further adjusting wages leads to reductions in the incentive cost as in (3.1) and hence the total implementation cost.⁷

We then extend the above intuition to general settings that feature multiple agents or multiple actions. There we face two challenges. First, in these settings, the z -values and wages are typically vectors, and the direction of sorting these objects is not obvious a priori. Second, changes in the sorting algorithm have endogenous effects on wages through changing the Lagrange multipliers of the incentive constraints, and these effects are new and are difficult to assess in general.

The proof strategy presented in Section 3.3 overcomes these challenges, showing that the assignment of Lagrange-multiplier-weighted z -values into performance categories must be positive assortative in the direction of agent utilities. Geometrically, this means that any optimal monitoring technology must comprise convex cells in the space of z -values or their transformation. Theorems 1, 3 and 5 formalize these statements.

Implications The implication of our result is twofold. First, optimal monitoring technologies feature *information aggregation* – a term used by human resource practitioners to refer to the idea of compressing fine-grained and high-dimensional data into coarse and single-dimensional ratings such as “satisfactory” and “unsatisfactory.”

⁷We thank an anonymous referee for suggesting this intuition.

Second, our results provide practitioners with the needed formula for sorting employee data, and exploiting their geometries yields insights into how firms should decide the fineness of the performance grids, choose between individual and group evaluations and divide limited resources across the assessments of the various task performances. See Sections 3.4, 4.3 and 5.1 for further details.

In the current example, the optimal N -partitional monitoring technology can be obtained from applying cutoffs \hat{z}_n , $n = 1, \dots, N - 1$ to the space $[-\frac{1}{2}, \frac{1}{2}]$ of z -values and then backing out the partition of the original data space accordingly. Straightforward algebra yields:⁸

$$\hat{z}_n = \frac{2n - 1}{4N - 2}, \quad n = 1, \dots, N - 1.$$

Based on this result, we can then solve for the optimal rating scale N as follows and examine its relationship with μ as in Section 3.4 (see the material therein for further details):

$$\min_{2 \leq N \leq K} c^2 \left[\sum_{n=1}^N \pi_n \max\{0, z_n\}^2 \right]^{-1} + \mu \cdot f(N),$$

where

$$\pi_n \triangleq \int_{\hat{z}_{n-1}}^{\hat{z}_n} dZ = \hat{z}_n - \hat{z}_{n-1},$$

and

$$z_n \triangleq \frac{1}{\pi_n} \int_{\hat{z}_{n-1}}^{\hat{z}_n} Z dZ = \frac{1}{2} [\hat{z}_n + \hat{z}_{n-1}].$$

3.2 Main Results

This section analyzes optimal incentive contracts. Results below hold true except on a measure-zero set of data points. The same disclaimer applies to the remainder of the paper.

We first introduce the concept of Z -convexity:

Definition 1. *A set $A \in \Sigma$ is Z -convex if for any $\omega', \omega'' \in A$ such that $Z(\omega') \neq$*

⁸Specifically, perturbing each cutoff while holding others fixed gives rise to a first-order condition. Solving these conditions simultaneously yields the above described solution. Detailed algebra appeared in the earlier draft of the paper and is available upon request.

$Z(\omega'')$:

$$\{\omega \in \Omega : Z(\omega) = (1 - s) \cdot Z(\omega') + s \cdot Z(\omega'') \text{ for some } s \in (0, 1)\} \subset A.$$

In words, a set A is Z -convex if whenever it contains data points of different z -values, it must also contain all data points of intermediate z -values. Let $Z(A)$ denote the image of any set $A \in \Sigma$ under the mapping Z . In the case where $Z(\Omega)$ is connected in \mathbb{R} , the above definition reduces to the convexity of $Z(A)$ in \mathbb{R} .

A few assumptions before we go into detail. The next assumption says that the distribution of Z has no atom or hole:

Assumption 2. Z is distributed atomlessly on a connected set $Z(\Omega) \subset \mathbb{R}$ under $a = 1$.

The next assumption says that Z takes values in a compact set:

Assumption 3. $Z(\Omega)$ is compact.

The next assumption imposes regularities on the monitoring cost function: Part (a) of this assumption holds true for the number of bits carried by the output signal, and Part (b) of it holds true for the entropy of the output signal:

Assumption 4. The function $h : \Delta^K \rightarrow \mathbb{R}_+$ satisfies one of the following conditions:

- (a) $h(\pi(\mathcal{P}, a)) = f(|\mathcal{P}|)$ for some strictly increasing function $f : \{2, \dots, K\} \rightarrow \mathbb{R}$;
- (b) h is continuous.

We now state our main results:

Theorem 1. Assume Assumption 1. Then any \mathcal{P}^* comprises Z -convex cells labeled as A_1, \dots, A_N where $0 = w^*(A_1) < \dots < w^*(A_N)$. Assume, in addition, Assumption 2. Then there exist cutoffs $\inf Z(\Omega) = \hat{z}_0 < \hat{z}_1 < \dots < \hat{z}_N = \sup Z(\Omega)$ such that $A_n = \{\omega : Z(\omega) \in [\hat{z}_{n-1}, \hat{z}_n)\}$ for $n = 1, \dots, N$.

Theorem 2. Optimal incentive contract that induces $a = 1$ exists under Assumptions 1-4.

Proof. See Appendix A.1. □

Theorem 1 gives characterizations of optimal monitoring technologies, showing that they classify potentially fine-grained and high-dimensional data into coarse and rank-ordered ratings. Crucially, this is achieved by sorting data of high (resp. low) z -values into high-wage (resp. low-wage) categories, and in some cases by first dividing the z -values into non-overlapping intervals and then backing out the partition of the original data space accordingly. Theorem 2 gives sufficient conditions that ensure the existence of optimal incentive contract.

3.3 Proof Sketch of Theorem 1

Step one We first take any arbitrary monitoring technology \mathcal{P} as given and solve for the optimal wage scheme as in Holmström (1979):

$$\min_{w: \mathcal{P} \rightarrow \mathbb{R}_+} \sum_{A \in \mathcal{P}} P_1(A) w(A) \text{ s.t. (IC) and (LL).} \quad (3.2)$$

By now, it is well known that the solution to the above problem exists if and only if $z(A) \neq z(A')$ for some $A, A' \in \mathcal{P}$. The next lemma restates Holmström's (1979) *sufficient statistic principle*:

Lemma 1. *Let $w^*(\cdot; \mathcal{P})$ be any solution to Problem (3.2). Then there exists $\lambda > 0$ such that $u'(w^*(A; \mathcal{P})) = \frac{1}{\lambda z(A)}$ for any $A \in \mathcal{P}$ that satisfies $w^*(A; \mathcal{P}) > 0$.*

Proof. See Appendix A.1. □

Step two We next show that the assignment of z -values into wage categories is positive assortative. In Example 2, we gave a proof sketch based on supermodularity, and then pointed out the difficulties of extending this reasoning to vector-valued z -values and wages. The argument below overcomes these challenges.

Consider the following perturbation to optimal monitoring technologies: swap data points of the same ϵ -measure under $a = 1$ but different z -values z' and z'' across performance categories A_j and A_k . Under Assumption 1, this perturbation has no effect on the probability distribution of the output signal under $a = 1$ and hence the monitoring cost. After this perturbation, the principal's Lagrangian becomes (ignore the (LL) constraint for ease):

$$\mathcal{L}(\epsilon) = \sum_n \pi_n [w_n(\epsilon) - \lambda(\epsilon) z_n \cdot u(w_n(\epsilon))] + \lambda(\epsilon) c,$$

where π_n denotes the probability measure of A_n under $a = 1$, $w_n(\epsilon)$ the optimal wage associated with A_n , and $\lambda(\epsilon)$ the Lagrange multiplier associated with the (IC) constraint. A careful inspection of the Lagrangian leads to the following conjecture: in order to minimize $\mathcal{L}(\epsilon)$, the assignment of Lagrange-multiplier-weighted z -values into performance categories must be positive assortative in the direction of agent utilities.

To gain intuition, we assume differentiability and obtain:

$$\begin{aligned}
\mathcal{L}'(0) &= \sum_n \pi_n w'_n(0) - \lambda'(0) \underbrace{\left[\sum_n \pi_n u(w_n(0)) z_n(0) - c \right]}_{(1) = 0} \\
&\quad - \lambda(0) \left[\sum_n \pi_n \cdot \underbrace{u'(w_n(0)) z_n(0)}_{(2) = 1/\lambda(0)} \cdot w'_n(0) + \sum_n \pi_n u(w_n(0)) z'_n(0) \right] \\
&= \sum_n \pi_n w'_n(0) - 0 - \sum_n \pi_n w'_n(0) - \lambda(0) \sum_n \pi_n u(w_n(0)) z'_n(0) \\
&= -\lambda(0) \sum_n \pi_n u(w_n(0)) z'_n(0) \\
&= \lambda(0)(z'' - z')[u(w_k(0)) - u(w_j(0))].
\end{aligned}$$

In particular, (1) = 0 because the (IC) constraint binds under optimal incentive contracts, and hence the endogenous effect of our perturbation on the Lagrange multiplier can be ignored. Meanwhile, (2) = 1/ $\lambda(0)$ by Lemma 1, and it ensures that the endogenous effect of our perturbation on wages can be easily assessed. Since $\mathcal{L}'(0) \geq 0$, our conjecture is indeed true, and the result on Z -convexity follows, because if a performance category contains extreme but not intermediate z -values, then the assignment of z -values goes in the wrong direction and an improvement can be constructed.

Our proof strategy yields the endogenous direction of sorting performance data, which is straightforward in the baseline model but less so in the presence of multiple agents or multiple tasks. The proof provided in Appendix A.1 does *not* assume differentiability and handles the limited liability constraints, too; see the material therein for further details.

3.4 Implications

Strict MLRP Theorem 1 implies that the signal generated by any optimal monitoring technology must satisfy the strict monotone likelihood ratio property (hereinafter, strict MLRP) with respect to the order induced by z -values:

Definition 2. For any $A, A' \in \Sigma$ of positive measures, $A \stackrel{z}{\succeq} A'$ if $z(A) \leq z(A')$.

Corollary 1. $X : \Omega \rightarrow \mathcal{P}^*$ satisfies strict MLRP with respect to $\stackrel{z}{\succeq}$, i.e., for any $A, A' \in \mathcal{P}^*$, $A \stackrel{z}{\succeq} A'$ if and only if $z(A) < z(A')$.

Proof. The proof is obvious and is therefore omitted. \square

While the signal generated by any arbitrary monitoring technology trivially satisfies the weak MLRP with respect to $\stackrel{z}{\succeq}$ (i.e., replacing “ $<$ ” with “ \leq ” in Corollary 1), it violates the strict MLRP in case there are multiple performance categories that attain the same z -value. By contrast, the signal generated by any optimal monitoring technology must satisfy the strict MLRP with respect to $\stackrel{z}{\succeq}$, because otherwise merging performance categories of the same z -value has no effect on the incentive cost but saves the monitoring cost.

Comparative statics The parameter μ captures factors that affect the (opportunity) cost associated with the processing and analysis of employee data. Examples of such factors include, but are not limited to: the advent of IT-based HR management systems in the late 90’s, developments in speech analytics technology, increases in computing power, etc..

The next proposition examines how optimal incentive contracts vary with μ . For clarity’s sake, we will write any choice of optimal incentive contract as $\langle \mathcal{P}^*(\mu), w^*(\cdot; \mu) \rangle$ in order to make its dependence on μ explicit:

Proposition 1. Fix any $0 < \mu < \mu'$. For any choices of $\langle \mathcal{P}^*(\mu), w^*(\cdot; \mu) \rangle$ and $\langle \mathcal{P}^*(\mu'), w^*(\cdot; \mu') \rangle$, we have that

$$(i) \quad \sum_{A \in \mathcal{P}(\mu)} P_1(A) w^*(A; \mu) \leq \sum_{A \in \mathcal{P}(\mu')} P_1(A) w^*(A; \mu');$$

$$(ii) \quad H(\mathcal{P}^*(\mu), 1) \geq H(\mathcal{P}^*(\mu'), 1);$$

$$(iii) \quad |\mathcal{P}^*(\mu)| \geq |\mathcal{P}^*(\mu')| \text{ under Assumption 4(a).}$$

Proof. Part (i) follows from the optimalities of $\mathcal{P}^*(\mu)$ and $\mathcal{P}^*(\mu')$. Parts (ii) and (ii) are obvious. \square

Proposition 1 shows that as data processing and analysis becomes cheaper, the principal pays less wage on average, and the information carried by the output signal becomes finer.⁹ In the special case considered in the HR literature where the monitoring cost is an increasing function of the rating scale (Hook et al. (2011)), the optimal rating scale is weakly decreasing in μ . For other monitoring cost functions such as entropy, we can first compute the cutoff z -values and then the optimal rating scale as in Example 2.¹⁰ Figure 1 plots our findings in a special case.

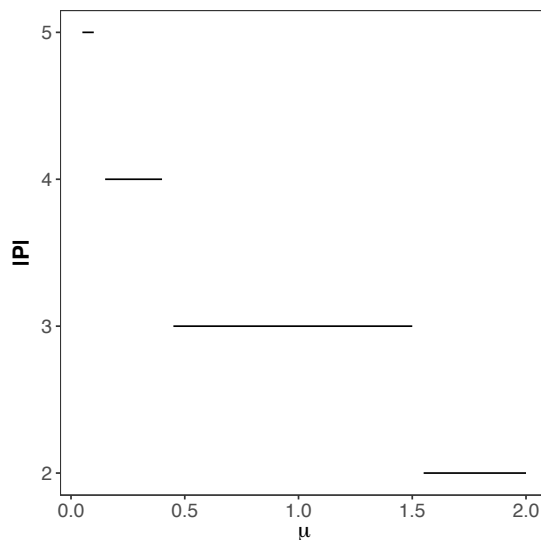


Figure 1: Plot $|\mathcal{P}^*(\mu)|$ against μ : entropy cost, $u(w) = \sqrt{w}$, $Z \sim U[-\frac{1}{2}, \frac{1}{2}]$, $c = 1$.

Our results are consistent with several strands of empirical facts. For example, access to IT has proven to increase the fineness of the performance grids among manufacturing companies, other things being equal (Bloom and Van Reenen (2006,

⁹The effect of μ on the overall wage distribution can be subtle, due to the endogeneity between the monitoring technology and the wage scheme. In the earlier draft of the paper, we gave examples showing that a decrease in μ can lead to either an increase or a decrease in the wage variance, and in the latter case because the use of high-powered signals leads to the concentration of monetary rewards among only a few exceptional performers. This material is available upon request.

¹⁰In general, solving explicitly for the cutoff z -values can be challenging, because perturbing these cutoffs (which differs than the perturbation considered in Section 3.3) can have subtle effects on wages through changing the Lagrange multipliers of the incentive constraints.

2007, 2010), Bloom et al. (2012)).¹¹ Crowdsourcing the processing and analysis of real-time data from meetings and problem sessions has enabled “exact individual analysis,” which separates distinctive and mediocre performers in companies like GE and Zalando (Ewenstein et al. (2016)). And the adoption of speech analytics tools has enhanced the fineness of the performance ratings among call center agents (Singer (2013)).

4 Extension: Multiple Agents

4.1 Setup

There are two agents $i = 1, 2$, each earning a payoff $u_i(w_i) - c_i(a_i)$ from spending a non-negative wage $w_i \geq 0$ and exerting either high effort ($a_i = 1$) or low effort ($a_i = 0$). The function $u_i : \mathbb{R}_+ \rightarrow \mathbb{R}$ satisfies $u'_i > 0$ and $u''_i < 0$, whereas $c_i(1) = c_i > c_i(0) = 0$.

Each profile of efforts $\mathbf{a} = a_1 a_2$ generates a probability space $(\Omega, \Sigma, P_{\mathbf{a}})$. In particular, Ω is a finite-dimensional Euclidean space and comprises both agents’ performance data, Σ is the Borel sigma-algebra on Ω , and $P_{\mathbf{a}}$ is the probability measure on (Ω, Σ) conditional on the effort profile being of \mathbf{a} . Throughout this section, $P_{\mathbf{a}}$ ’s are assumed to be mutually absolutely continuous, and the probability density functions $p_{\mathbf{a}}$ ’s they induce are well-defined and everywhere positive.

An incentive contract $\langle \mathcal{P}, \mathbf{w}(\cdot) \rangle$ is a profile of monitoring technology \mathcal{P} and wage scheme $\mathbf{w}(\cdot)$. In particular, \mathcal{P} can be any partition of Ω with at most K cells of all positive measures, and $\mathbf{w} : \mathcal{P} \rightarrow \mathbb{R}_+^2$ maps each cell A of \mathcal{P} to a wage vector $\mathbf{w}(A) = (w_1(A), w_2(A))^\top$. For any data point ω , let $A(\omega)$ be the unique performance category that contains ω and let $\mathbf{w}(A(\omega))$ be the wage vector associated with $A(\omega)$. Time evolves as follows:

1. the principal commits to $\langle \mathcal{P}, \mathbf{w}(\cdot) \rangle$;
2. agents privately choose $a_i \in \{0, 1\}$, $i = 1, 2$;
3. Nature draws ω from Ω according to $P_{\mathbf{a}}$;

¹¹See the appendices of Bloom and Van Reenen (2006, 2007) for survey questions regarding the fineness of the performance grids, e.g., “Each employee is given a red light (not performing), amber light (doing well and meeting targets), a green light (consistently meeting targets very high performer) and a blue light (high performer capable of promotion of up to two levels),” versus “rewards is based on an individual’s commitment to the company measured by seniority.”

4. the monitoring technology outputs $A(\omega)$;
5. the principal pays $w_i(A(\omega))$ to agent $i = 1, 2$.

Write $\mathbf{1}$ for $(1, 1)^\top$. Let $\mathbf{Z} = (Z_1, Z_2)^\top$ be a vector-valued random variable, where

$$Z_i(\omega) = 1 - \frac{p_{a_i=0, a_{-i}=1}(\omega)}{p_{\mathbf{1}}(\omega)} \quad \forall \omega \in \Omega, i = 1, 2.$$

Let $\mathbf{Z}(A)$ denote the image of any set $A \in \Sigma$ under the mapping \mathbf{Z} . For $i = 1, 2$ and any set $A \in \Sigma$ of positive measure, define

$$z_i(A) = \mathbf{E}[Z_i \mid A; \mathbf{a} = \mathbf{1}].$$

In what follows, consider the problem of inducing both agents to exert high effort, as the problem of inducing low effort is easy to solve. A contract is incentive compatible for agent i if

$$\sum_{A \in \mathcal{P}} P_{\mathbf{1}}(A) u_i(w_i(A)) z_i(A) \geq c_i, \quad (\text{IC}_i)$$

and it satisfies agent i 's limited liability constraint if

$$w_i(A) \geq 0 \quad \forall A \in \mathcal{P}. \quad (\text{LL}_i)$$

An optimal contract minimizes the total implementation cost under the high effort profile, subject to agents' incentive compatibility and limited liability constraints:

$$\min_{\langle \mathcal{P}, \mathbf{w}(\cdot) \rangle} \sum_{A \in \mathcal{P}} P_{\mathbf{a}}(A) \sum_{i=1}^2 w_i(A) + \mu \cdot H(\mathcal{P}, \mathbf{1}) \quad \text{s.t. } (\text{IC}_i) \text{ and } (\text{LL}_i), i = 1, 2.$$

4.2 Analysis

The next definition generalizes Z -convexity:

Definition 3. A set $A \in \Sigma$ is \mathbf{Z} -convex if for any $\omega', \omega'' \in A$ such that $\mathbf{Z}(\omega') \neq \mathbf{Z}(\omega'')$,

$$\{\omega \in \Omega : \mathbf{Z}(\omega) = (1 - s) \cdot \mathbf{Z}(\omega') + s \cdot \mathbf{Z}(\omega'') \text{ for some } s \in (0, 1)\} \subset A.$$

The next two assumptions impose regularities on the principal’s problem analogously to Assumptions 2 and 3:

Assumption 5. \mathbf{Z} is distributed atomlessly on a connected set $\mathbf{Z}(\Omega) \subset \mathbb{R}^2$ under $\mathbf{a} = \mathbf{1}$.

Assumption 6. $\mathbf{Z}(\Omega)$ is compact and $\dim \mathbf{Z}(\Omega) = 2$.

The next theorems extend Theorems 1 and 2 to encompass multiple agents:

Theorem 3. Assume Assumption 1. Then any optimal monitoring technology \mathcal{P}^* comprises \mathbf{Z} -convex cells. Assume, in addition, Assumption 5. Then any cell of \mathcal{P}^* is a convex polygon in $\mathbf{Z}(\Omega)$.

Theorem 4. Optimal incentive contract that induces $\mathbf{a} = \mathbf{1}$ exists under Assumptions 1, 4, 5 and 6.

Proof. See Appendix A.2. □

Proof sketch The proof strategy developed in Section 3.3 is useful for handling vector-valued z -values and wages. As before, we swap data points of the same ϵ -measure under $\mathbf{a} = \mathbf{1}$ but different \mathbf{z} -values \mathbf{z}' and \mathbf{z}'' across performance categories A_j and A_k . After this perturbation, the principal’s Lagrangian becomes (ignore again the (LL) constraints for ease):

$$\mathcal{L}(\epsilon) = \sum_n \pi_n \left[\sum_i w_{i,n}(\epsilon) - \lambda_i(\epsilon) z_{i,n}(\epsilon) \cdot u_i(w_{i,n}(\epsilon)) - c_i \right],$$

where π_n denotes the probability measure of A_n under $\mathbf{a} = \mathbf{1}$, $w_{i,n}(\epsilon)$ agent i ’s wage at A_n , and $\lambda_i(\epsilon)$ the Lagrange multiplier associated with the (IC $_i$) constraint. A careful inspection of the Lagrangian reveals that the optimal assignment of the Lagrange-multiplier-weighted \mathbf{z} -values into performance categories should be “positive assortative,” where the direction of sorting is given by the vector of agent utilities.

To build intuition, we assume differentiability and obtain:

$$\mathcal{L}'(0) = - \sum_{n=1}^N \pi_n \cdot \mathbf{u}_n^\top \cdot \begin{pmatrix} \lambda_1(0) & 0 \\ 0 & \lambda_2(0) \end{pmatrix} \cdot \left. \frac{d}{d\epsilon} \mathbf{z}_n(\epsilon) \right|_{\epsilon=0} = (\mathbf{u}_k - \mathbf{u}_j)^\top \cdot (\hat{\mathbf{z}}'' - \hat{\mathbf{z}}'),$$

where

$$\mathbf{u}_n \triangleq (u_1(w_{i,n}(0)), u_2(w_{i,n}(0)))^\top, \quad n = 1, \dots, N,$$

and

$$\hat{\mathbf{z}} \triangleq \begin{pmatrix} \lambda_1(0) & 0 \\ 0 & \lambda_2(0) \end{pmatrix} \cdot \mathbf{z}, \quad \mathbf{z} = \mathbf{z}', \mathbf{z}''.$$

Since $\mathcal{L}'(0) \geq 0$, our conjecture is indeed true, and the result on \mathbf{Z} -convexity follows for the same reason as that given in Section 3.3.

Implications Solving for the optimal convex polygons is computationally hard. Nevertheless, we can still ascertain the performances of certain kinds of contracts based on the following fact: the boundaries of convex polygons consist of straight line segments in $\mathbf{Z}(\Omega)$. The following observation is immediate and serves as an basis for the upcoming analysis: assume Assumption 5; then among the contracts of our interest,

- any bi-partitional contract takes the form of either a team or a tournament and is fully captured by the intercept and slope of the straight line as depicted in Figure 2;

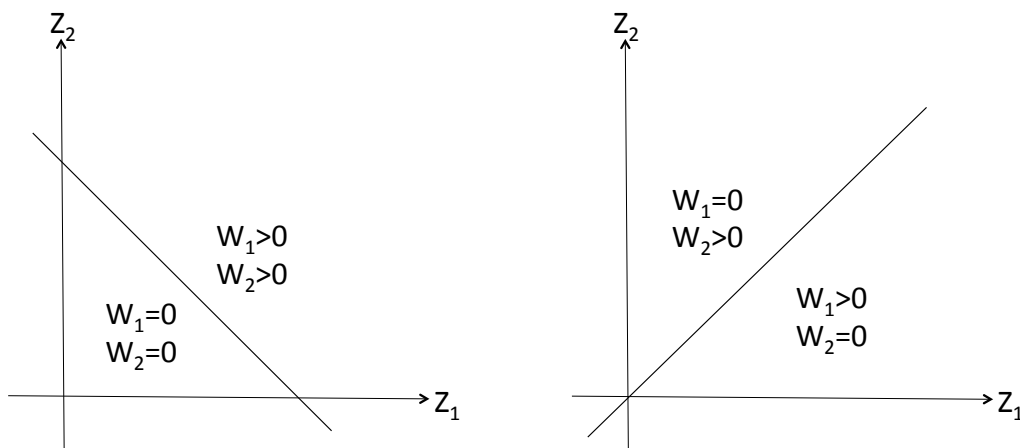


Figure 2: Bi-partitional contracts: team and tournament.

- contracts that evaluate and reward agents on an individual basis are fully determined by the individual performance cutoffs as depicted in Figure 3.

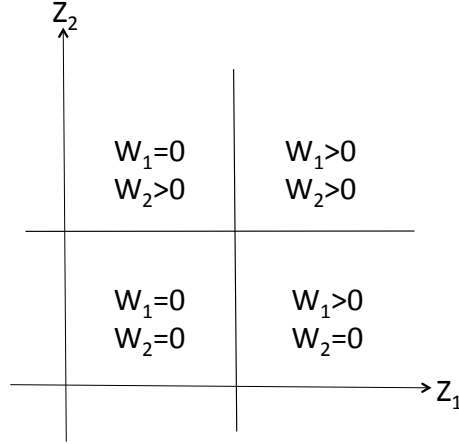


Figure 3: An individual incentive contract.

4.3 Application: Individual vs. Group Evaluation

In this section, we apply Theorems 3 and 4 to the study of individual vs. group evaluations. To obtain the sharpest results, we limit attention to the case of *technologically independent* agents:

Assumption 7. *There exist probability spaces $\{(\Omega_i, \Sigma_i, P_{i,a_i})\}_{i,a_i}$ as described in Section 2 such that for any $\mathbf{a} \in \{0, 1\}^2$,*

$$(\Omega, \Sigma, P_{\mathbf{a}}) = (\Omega_1 \times \Omega_2, \Sigma_1 \otimes \Sigma_2, P_{1,a_1} \times P_{2,a_2}).$$

In the language of contract theory, Assumption 7 rules out any *technology linkage* (i.e., ω_i depends on a_{-i}) or *common productivity shock* (i.e., ω_1, ω_2 are correlated given \mathbf{a}) between agents.

The next definition is standard and is stated for completeness' sake:

Definition 4. (i) \mathcal{P} is an individual monitoring technology if for any $A \in \mathcal{P}$, there exist $A_1 \in \Sigma_1$ and $A_2 \in \Sigma_2$ such that $A = A_1 \times A_2$; otherwise \mathcal{P} is a group monitoring technology;

(ii) Let \mathcal{P} be any individual monitoring technology. Then $\mathbf{w} : \mathcal{P} \rightarrow \mathbb{R}_+^2$ is an individual wage scheme if $w_i(A_i \times A'_{-i}; \mathcal{P}) = w_i(A_i \times A''_{-i}; \mathcal{P})$ for any $i = 1, 2$ and $A_i \times A'_{-i}, A_i \times A''_{-i} \in \mathcal{P}$; otherwise $\mathbf{w} : \mathcal{P} \rightarrow \mathbb{R}_+^2$ is a group wage scheme;

(iii) $\langle \mathcal{P}, \mathbf{w} : \mathcal{P} \rightarrow \mathbb{R}_+^2 \rangle$ is an individual incentive contract if \mathcal{P} is an individual

monitoring technology and $\mathbf{w} : \mathcal{P} \rightarrow \mathbb{R}_+^2$ is an individual wage scheme; otherwise it is a group incentive contract.

By definition, a group incentive contract either conducts group performance evaluations or pairs individual performance evaluations with group incentive pays. Under Assumption 7, this second option is sub-optimal by the sufficient statistics principle or Holmström (1982), and hence we shall hereafter focus on the comparison between individual and group evaluations only.

Let I be the ratio between the minimum costs incurred to implement bi-partitional contracts and individual incentive contracts, respectively (the latter, by definition, have at least four cells). $I < 1$ is a definitive indicator that group evaluation is optimal. The next corollary is immediate:

Corollary 2. *Under Assumptions 1, 4(a), 5, 6 and 7, $I < 1$ when μ is large.*

Proof. The proof is immediate and is thus omitted. □

For other monitoring cost functions such as entropy, we can compute I based on the prior discussion of how to parameterize bi-partitional and individual incentive contracts at the end of Section 4.2. Figure 4 plots our findings in a special case.

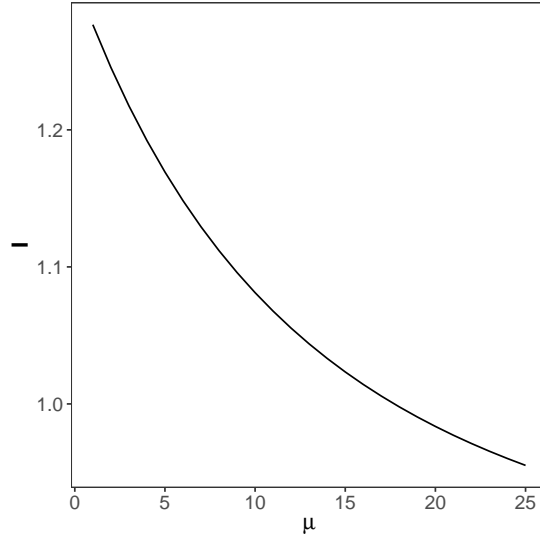


Figure 4: Plot I against μ : entropy cost, $u_i(w) = \sqrt{w}$, $Z_i \sim U[-\frac{1}{2}, \frac{1}{2}]$, $c_i = 1$, $i = 1, 2$.

Our result formalizes the theses of Alchian and Demsetz (1972) and Lazear and Rosen (1981) that either team or tournament should be the dominant incentive system when individual performance measures are too costly to obtain. It enriches the analyses of Holmström (1982), Green and Stokey (1983) and Mookherjee (1984), which attribute the use of group incentive contracts to the technological dependence between agents while ignoring the potential cost that arises from data processing and analysis. Recently, these views are reconciled by Bloom and Van Reenen (2006, 2007), which find – just as our theory predicts – that companies make different choices between individual and group evaluations despite being technologically similar, and that group evaluation is most common when the capacity to sift out individual-level information is limited by, e.g., the lack of IT access.¹² In the future, it will be interesting to nail down the role of IT in Bloom and Van Reenen (2006, 2007), and to replicate these studies for technology advances that facilitate data processing and analysis in general.

5 Extension: Multiple Actions

In this section, suppose that the agent’s action space \mathcal{A} is a finite set, and that each action $a \in \mathcal{A}$ incurs a cost $c(a)$ to the agent and generates a probability space (Ω, Σ, P_a) as described in Section 2. The principal wishes to induce an action a^* that differs from the least costly action. For each deviant action $a \in \mathcal{D} = \mathcal{A} - \{a^*\}$, define a random variable $Z_a : \Omega \rightarrow \mathbb{R}$ by

$$Z_a(\omega) = 1 - \frac{p_a(\omega)}{p_{a^*}(\omega)} \quad \forall \omega \in \Omega.$$

For each $a \in \mathcal{D}$ and set $A \in \Sigma$ of positive measure, define

$$z_a(A) = \mathbf{E} [Z_a \mid A; a^*].$$

¹²See the survey questions of Bloom and Van Reenen (2006, 2007) regarding the choices between individual and group evaluations, e.g., “employees are rewarded based on their individual contributions to the company,” and “compensation is based on shift/plant-level outcomes.” The former is regarded as an advanced but expensive managerial practice in the manufacturing sector, and it is more popular among companies that have better IT access, other things being equal.

A contract is incentive compatible if for all $a \in \mathcal{D}$,

$$\sum_{A \in \mathcal{P}} P_{a^*}(A) u(w(A)) z_a(A) \geq c(a^*) - c(a). \quad (\text{IC}_a)$$

An optimal contract $\langle \mathcal{P}^*, w^*(\cdot) \rangle$ that induces a^* solves:

$$\min_{\langle \mathcal{P}, w(\cdot) \rangle} \sum_{A \in \mathcal{P}} P_{a^*}(A) w(A) + \mu \cdot H(\mathcal{P}, a^*) \text{ s.t. } (\text{IC}_a) \forall a \in \mathcal{D} \text{ and (LL)}. \quad (5.1)$$

For any profile $\boldsymbol{\lambda} = (\lambda_a)_{a \in \mathcal{D}} \in \mathbb{R}_+^{|\mathcal{D}|}$ of $|\mathcal{D}|$ non-negative reals, define a random variable $Z_\lambda : \Omega \rightarrow \mathbb{R}$ by

$$Z_\lambda(\omega) = \sum_{a \in \mathcal{D}} \lambda_a \cdot Z_a(\omega) \quad \forall \omega \in \Omega.$$

The next definition generalizes Z -convexity:

Definition 5. A set $A \in \Sigma$ is Z_λ -convex if for any $\omega', \omega'' \in A$ such that $Z_\lambda(\omega') \neq Z_\lambda(\omega'')$,

$$\{\omega : Z_\lambda(\omega) = (1-s) \cdot Z_\lambda(\omega') + s \cdot Z_\lambda(\omega'') \text{ for some } s \in (0,1)\} \subset A.$$

The next theorems extend Theorems 1 and 2 to encompass multiple actions:

Theorem 5. Assume Assumption 1. Then any \mathcal{P}^* comprises $Z_{\boldsymbol{\lambda}^*}$ -convex cells labeled as A_1, \dots, A_N where $\boldsymbol{\lambda}^*$ satisfies $\max_{a \in \mathcal{D}} \lambda_a^* > 0$ and $0 = w^*(A_1) < \dots < w^*(A_N)$. Assume, in addition, Assumption 2 for all $a \in \mathcal{D}$. Then there exist $-\infty \leq \hat{z}_0 < \dots < \hat{z}_N < +\infty$ such that $\mathcal{P}^* = \{A_1, \dots, A_N\}$, where $A_n = \{\omega : Z_{\boldsymbol{\lambda}^*}(\omega) \in [\hat{z}_{n-1}, \hat{z}_n]\}$ for $n = 1, \dots, N$.

Theorem 6. Assume Assumptions 1 and 3, as well as Assumptions 2 and 4 for all $a \in \mathcal{D}$. Then optimal incentive contract that induces a^* exists.

Proof. See Appendix A.3. □

In the current context, each data point is associated with a finite number of z -values, each corresponds to one of the deviations that the agent can possibly commit. Theorem 5 shows that the assignment of Lagrange-multiplier-weighted z -values into wage categories is positive assortative, which in turn points to the relationship

between the focus of data processing and analysis and the agent's endogenous tendencies to commit deviations. Intuitively, when λ_a^* is large and the agent is tempted to commit deviation a , the focus of data processing and analysis should be on the information Z_a that helps detect deviation a , and the final performance grade should vary significantly with the outcome as such. The next section gives an application of this result.

5.1 Application: Multiple Tasks

A single agent can exert either high effort ($a_i = 1$) or low effort ($a_i = 0$) in each of the two tasks $i = 1, 2$, where each a_i independently generates a probability space $(\Omega_i, \Sigma_i, P_{i,a_i})$ as described in Section 2. A risk-neutral principal does not observe effort, and her goal is to induce high effort in both tasks.

Write $\mathbf{a} = a_1 a_2$, $\boldsymbol{\omega} = \omega_1 \omega_2$, $\mathcal{A} = \{11, 01, 10, 00\}$, $\mathbf{a}^* = 11$ and $\mathcal{D} = \{01, 10, 00\}$. For any $i = 1, 2$ and ω_i , define

$$Z_i(\omega_i) = 1 - \frac{p_{i,a_i=0}(\omega_i)}{p_{i,a_i=1}(\omega_i)},$$

where p_{i,a_i} is the probability density function induced by P_{i,a_i} . For any profile of non-negative reals $\boldsymbol{\lambda} = (\lambda_{01}, \lambda_{10}, \lambda_{00})$ and $\boldsymbol{\omega}$, define

$$Z_{\boldsymbol{\lambda}}(\boldsymbol{\omega}) = (\lambda_{01} + \lambda_{00}) \cdot Z_1(\omega_1) + (\lambda_{10} + \lambda_{00}) \cdot Z_2(\omega_2) - \lambda_{00} \cdot Z_1(\omega_1) Z_2(\omega_2).$$

A straightforward extension of Theorem 5 yields the following result:

Corollary 3. *Assume Assumption 1. Then any \mathcal{P}^* comprises $Z_{\boldsymbol{\lambda}^*}$ -convex cells labeled as A_1, \dots, A_N , where $\boldsymbol{\lambda}^*$ satisfies $\lambda_{01}^* + \lambda_{00}^*, \lambda_{10}^* + \lambda_{00}^* > 0$, and $0 = w^*(A_1) < \dots < w^*(A_N)$. Assume, in addition, Assumption 2 for all $\mathbf{a} \in \mathcal{D}$. Then there exist $-\infty \leq \widehat{z}_0 < \dots < \widehat{z}_N < +\infty$ such that $A_n = \{\boldsymbol{\omega} : Z_{\boldsymbol{\lambda}^*}(\boldsymbol{\omega}) \in [\widehat{z}_{n-1}, \widehat{z}_n)\}$, $n = 1, \dots, N$.*

Proof. The proof is the exact same as that of Theorem 5 and is therefore omitted. \square

In a seminal paper, Holmström and Milgrom (1991) shows that when the agent faces multiple tasks, over-incentivizing tasks that generate precise performance data may prevent the completion of tasks that generate noisy performance data. The analysis there abstracts away from the issue of data processing and analysis and focuses on the power of the (linear) compensation scheme.

Corollary 3 delivers a different message: if the principal’s main problem is to divide limited resources across the processing and analysis of the various aspects of the performance data, each measuring the agent’s effort in an individual task, then she should do so in a way that reflects the agent’s endogenous tendency to shirk each task. The usefulness of this result is illustrated by the next example:

Example 3. A cashier faces two tasks: to scan items (task one) and to show warmth to customers and address their questions (task two). A piece of performance data consists of the scanner data recorded by the point of sale (POS) system, as well as the feedback collected from customers – all encoded in binary digits. By Corollary 3, the following ratio:

$$R = \frac{\lambda_{01}^* + \lambda_{00}^*}{\lambda_{10}^* + \lambda_{00}^*}$$

captures how the principal should apportion limited resources across the processing and analysis of the various aspects of the performance data. Intuitively, a small R arises when the cashier is tempted to show poor attitudes to customers or to ignore their questions, in which case many resources should be spent on the assessment of attitude and resourcefulness, and the final performance grade should vary significantly with the outcome of such assessment.

We examine how the optimal division of resources varies with the precisions of the raw data. As in Holmström and Milgrom (1991), we assume that

- $\omega_i = a_i + \xi_i$ for $i = 1, 2$, where ξ_i ’s are independent normal random variables with mean zero and variances σ_i^2 ’s;
- the cashier has CARA utility of consumption $u(w) = 1 - \exp(-\gamma w)$.

Unlike Holmström and Milgrom (1991), we do not confine ourselves to linear wage schemes.

For the case where the monitoring cost is an increasing function of the rating scale, we compute R for different values of σ_1^2 while holding $\sigma_2^2 = 1$ and $|\mathcal{P}| = 2$ fixed. Our findings are reported in Figure 5. Assuming that our parameter choices are reasonable ones, we arrive at the following conclusion: as the skillfulness in scanning items becomes easier to measure, thanks to the availability of high quality scanner data, the cashier becomes more afraid to shirk on scanning items and less so about showing poor attitude or ignoring customer questions, other things being equal; as a result, resources should be shifted towards the processing and analysis of customer

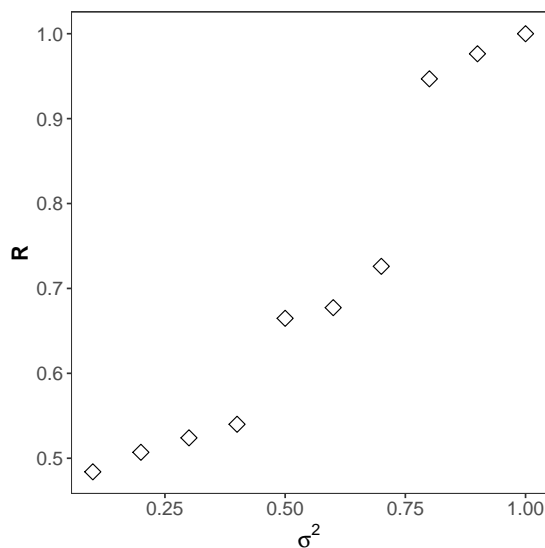


Figure 5: Plot R against σ_1^2 's: $H(\mathcal{P}, a) = f(|\mathcal{P}|)$, $|\mathcal{P}| = 2$; $u(w) = 1 - \exp(-.5w)$; $c(00) = 0$, $c(01) = 0.3$, $c(10) = 0.2$ and $c(11) = 0.5$; ξ_1 and ξ_2 are normally distributed with mean zero and $\sigma_2^2 = 1$.

feedback and away from that of scanner data in order to sift out more information about warmth and resourcefulness. In the future, one can test this prediction by running field experiments as that in Bloom et al. (2013). For example, one can randomize the quality of the scanner data among otherwise similar stores and see how it affects the division of resources across scanner data vs. customer feedback.

6 Conclusion

We conclude by posing a few open questions. First, our work is broadly related to the burgeoning literature on information design (see, e.g., Bergemann and Morris (2017) for a literature survey), so hopefully it provides a starting point for thinking about related issues such as how players should conduct costly and flexible monitoring in dynamic agency relationships, etc.. Second, it will be desirable to complement our theoretical analysis with empirical investigations into how advances in data processing and analysis technologies have affected the design and implementation of monitoring technologies, and whether they can partially explain the heterogeneity in the workforce management and internal organizations of otherwise similar firms. We hope that someone, maybe ourselves, will carry out these research agendas in the future.

A Omitted Proofs

A.1 Proofs of Section 2

Throughout this section, let $\langle A_n, \pi_n, z_n, w_n \rangle_{n=1}^N$ denote the tuple associated with any N -partitional contract $\langle \mathcal{P}, w(\cdot) \rangle$, where A_n is a typical cell of \mathcal{P} , $\pi_n = P_1(A_n)$, $z_n = z(A_n)$ and $w_n = w(A_n)$. Assume w.l.o.g. that $z_1 \leq \dots \leq z_N$.

A.1.1 Useful Lemmas

Proof of Lemma 1:

Proof. Let the monitoring technology be as described in Lemma 1. Rewrite the principal's problem as follows:

$$\min_{\{w_n\}} \sum_n \pi_n w_n - \lambda \left[\sum_n \pi_n u(w_n) z_n - c \right] - \sum_n \eta_n w_n,$$

where λ and η_n denotes the Lagrange multiplier associated with the (IC) constraint and that of the (LL) constraint at w_n , respectively. Differentiating the objective function with respect to w_n and setting the result equal to zero yields the familiar first-order condition:

$$u'(w_n) = \frac{1 - \eta_n/\pi_n}{\lambda z_n}.$$

Therefore, $u'(w_n) = 1/\lambda z_n$ if and only if $w_n > 0$. □

Lemma 2. *Under Assumption 1, any optimal incentive contract that induces $a = 1$ satisfies $z_1 < z_2 < \dots$ and $0 = w_1 < w_2 < \dots$.*

Proof. Under Assumption 1, if $w_j = w_k$ for some j and k , then merging A_j and A_k into a single cell has no effect on the incentive cost but saves the monitoring cost, a contradiction. Then from Lemma 1 and the assumption that $z_1 \leq z_2 \dots$, it follows that $0 \leq w_1 < w_2 < \dots$ and that $z_1 < z_2 < \dots$. Finally, $w_1 = 0$ because the (LL) constraint must bind somewhere. □

A.1.2 Proof of Theorem 1

Proof. Take any optimal incentive contract $\langle \mathcal{P}^*, w^*(\cdot) \rangle$ that induces $a = 1$ and let $\langle A_n, \pi_n, z_n, w_n \rangle_{n=1}^N$ be its associated tuple. By Definition 1, if some $A_j \in \mathcal{P}^*$ is not

Z -convex, then there exist $A', A'' \subset A_j$ and $\tilde{A} \subset A_k$, $k \neq j$ such that

- (i) $P_1(A') = P_1(A'') = P_1(\tilde{A}) = \epsilon$ for some small $\epsilon > 0$;
- (ii) $\tilde{z} = (1 - s)z' + sz''$ for some $s \in (0, 1)$, where $\tilde{z} \triangleq z(\tilde{A})$, $z' \triangleq z(A')$ and $z'' \triangleq z(A'')$.

Consider two perturbations to \mathcal{P}^* : (a) move A' to A_k and \tilde{A} to A_j , and (b) move \tilde{A} to A_j and A'' to A_k . By construction, these perturbations do *not* affect the probability distribution of the output signal under $a = 1$ and hence the monitoring cost. Below we demonstrate that one of them helps save the incentive cost.

Perturbation (a) Let $\langle A_n(\epsilon), \pi_n, z_n(\epsilon) \rangle_{n=1}^N$ be the tuple associated with the monitoring technology after perturbation (a). Straightforward algebra shows that

$$\begin{cases} z_j(\epsilon) = z_j + \frac{s(z'' - z')}{\pi_j} \cdot \epsilon, \\ z_k(\epsilon) = z_k - \frac{s(z'' - z')}{\pi_k} \cdot \epsilon, \\ z_n(\epsilon) = z_n \quad \forall n \neq j, k. \end{cases} \quad (\text{A.1})$$

Let $\langle w_n(\epsilon) \rangle_{n=1}^N$ be a wage profile such that (1) $w_1(\epsilon) = w_1 = 0$, (2) there exists $M > 0$ independent of ϵ such that $|w_n(\epsilon) - w_n| < M\epsilon$ for all $n \geq 2$, and (3) the (IC) constraint binds after the perturbation:

$$\sum_n \pi_n u(w_n(\epsilon)) z_n(\epsilon) = c. \quad (\text{A.2})$$

The existence of such wage profile is immediate from (A.1). In what follows, we will write $\dot{z}_n = (z_n(\epsilon) - z_n)/\epsilon$ and $\dot{w}_n = (w_n(\epsilon) - w_n)/\epsilon$ for ease. Notice, by assumption, that $\dot{w}_1 = 0$.

Multiply both sides of (A.2) by the Lagrange multiplier λ associated with the (IC) constraint prior to the perturbation. Expanding the result with respect to ϵ , we obtain:

$$\sum_n \pi_n \cdot u'(w_n) \cdot \lambda z_n \cdot \dot{w}_n = -\lambda \sum_n u(w_n) \cdot \pi_n \dot{z}_n + \mathcal{O}(\epsilon).$$

In the above derivation, using (A.1), $\dot{w}_1 = 0$ and $u'(w_n) = 1/\lambda z_n$ for $n \geq 2$ (Lemmas

1 and 2) yields:

$$\sum_n \pi_n \dot{w}_n = s [u(w_k) - u(w_j)] (\lambda z'' - \lambda z') + \mathcal{O}(\epsilon). \quad (\text{A.3})$$

The left-hand side of (A.3) represents the marginal effect of perturbation (a) on the incentive cost.

Perturbation (b) Repeating the above argument step by step, we obtain:

$$\sum_n \pi_n \dot{w}_n = -(1-s) [u(w_k) - u(w_j)] (\lambda z'' - \lambda z') + \mathcal{O}(\epsilon). \quad (\text{A.4})$$

The left-hand side of (A.4) represents the marginal effect of perturbation (b) on the incentive cost.

Since $u(w_j) \neq u(w_k)$ by Lemma 2, it follows that (A.3) and (A.4) have the opposite signs. Thus for either perturbation (a) or (b), we can construct a wage profile that incurs a lower incentive cost than the optimal wage scheme does, and this leads to a contradiction. \square

A.1.3 Proof of Theorem 2

Proof. By Theorem 1, any optimal monitoring technology with at most $N \in \{2, \dots, K\}$ cells is fully characterized by $N-1$ cutoffs $\hat{z}_1, \dots, \hat{z}_{N-1}$ that satisfy $\min Z(\Omega) \leq \hat{z}_1 \leq \dots \leq \hat{z}_{N-1} \leq \max Z(\Omega)$. Write $\hat{\mathbf{z}} = (\hat{z}_1, \dots, \hat{z}_{N-1})$. Define

$$\mathcal{Z}_N = \{\hat{\mathbf{z}} : \min Z(\Omega) \leq \hat{z}_1 \leq \dots \leq \hat{z}_{N-1} \leq \max Z(\Omega)\},$$

and equip \mathcal{Z}_N with the sup-norm $\|\cdot\|$. \mathcal{Z}_N is compact by Assumption 3. Let $W(\hat{\mathbf{z}})$ be the minimum expected wage needed for inducing high effort when the cutoffs are given by $\hat{\mathbf{z}}$. $W(\hat{\mathbf{z}}) \in (0, +\infty)$ as long as $\min Z(\Omega) < \hat{z}_n < \max Z(\Omega)$ for some n .

We proceed in two steps:

Step 1 Show that $W(\hat{\mathbf{z}})$ is continuous in $\hat{\mathbf{z}}$. Fix any $N \in \{2, \dots, K\}$ and any $\hat{\mathbf{z}} \in \mathcal{Z}_N$ such that $W(\hat{\mathbf{z}})$ is finite. For each $\delta > 0$, let $\hat{\mathbf{z}}^\delta$ be any element of \mathcal{Z}_N such that $\|\hat{\mathbf{z}}^\delta - \hat{\mathbf{z}}\| < \delta$. Let π_n and z_n (resp. π_n^δ and z_n^δ) denote the probability measure and

z -value of $A_n = \{\omega : Z(\omega) \in [\widehat{z}_{n-1}, \widehat{z}_n]\}$ (resp. $A_n^\delta = \{\omega : Z(\omega) \in [\widehat{z}_{n-1}^\delta, \widehat{z}_n^\delta]\}$), and let w_n denote the optimal wage at A_n when the cutoffs are given by $\widehat{\mathbf{z}}$.

Take any $\epsilon > 0$ and consider the wage profile that pays $w_n + \epsilon$ at every A_n^δ . By construction, this wage profile satisfies the (LL) constraint. By Assumptions 2 and 3, it satisfies the (IC) constraint when δ is small:

$$\lim_{\delta \rightarrow 0} \sum_{n=1}^N u(w_n + \epsilon) \pi_n^\delta z_n^\delta = \sum_{n=1}^N u(w_n + \epsilon) \pi_n z_n > c.$$

Finally, it enables us to bound the difference between $W(\widehat{\mathbf{z}}^\delta)$ and $W(\widehat{\mathbf{z}})$ as follows when δ is small:

$$W(\widehat{\mathbf{z}}^\delta) - W(\widehat{\mathbf{z}}) \leq \sum_{n=1}^N (w_n + \epsilon) \pi_n^\delta - \sum_{n=1}^N w_n \pi_n \sim \mathcal{O}(\epsilon).$$

Interchanging the roles between $\widehat{\mathbf{z}}$ and $\widehat{\mathbf{z}}^\delta$ in the above derivation yields $W(\widehat{\mathbf{z}}) - W(\widehat{\mathbf{z}}^\delta) \sim \mathcal{O}(\epsilon)$ as $\delta \rightarrow 0$. Together, we obtain that $|W(\widehat{\mathbf{z}}^\delta) - W(\widehat{\mathbf{z}})| \sim \mathcal{O}(\epsilon)$ as $\delta \rightarrow 0$.

Step 2 In Case (a), notice that for any $N \in \{2, \dots, K\}$, the following quantity:

$$W_N \triangleq \min_{\widehat{\mathbf{z}} \in \mathcal{Z}_N} W(\widehat{\mathbf{z}})$$

exists by Step 1 and the compactness of \mathcal{Z}_N . Let $m(N)$ be the minimum size of the monitoring technologies formed by the solutions to the above problem. Solving

$$\min_{2 \leq N \leq K} W_N + \mu \cdot f(m(N))$$

yields the solutions to the principal's problem.

In Case (b), rewrite the principal's problem as follows:

$$\min_{\widehat{\mathbf{z}} \in \mathcal{Z}_K} W(\widehat{\mathbf{z}}) + \mu \cdot h(\boldsymbol{\pi}(\widehat{\mathbf{z}})),$$

where $\boldsymbol{\pi}(\widehat{\mathbf{z}})$ is the probability vector induced by $\widehat{\mathbf{z}}$ and is clearly continuous in the latter. Then the existence of solutions follows from Step 1 and the compactness of \mathcal{Z}_K .

□

A.2 Proof of Section 4

Throughout this section, let $\langle A_n, \pi_n, \mathbf{z}_n, \mathbf{w}_n \rangle_{n=1}^N$ denote the tuple associated with any N -partitional contract $\langle \mathcal{P}, \mathbf{w}(\cdot) \rangle$, where A_n is a typical cell of \mathcal{P} , $\pi_n = P_1(A_n)$, $\mathbf{z}_n = (z_1(A_n), z_2(A_n))^\top$ and $\mathbf{w}_n = (w_1(A_n), w_2(A_n))^\top$.

Proof of Theorem 3

Proof. Take any optimal incentive contract $\langle \mathcal{P}^*, \mathbf{w}^*(\cdot) \rangle$ that induces $\mathbf{a} = \mathbf{1}$ and let $\langle A_n, \pi_n, \mathbf{z}_n, \mathbf{w}_n \rangle_{n=1}^N$ be its associated tuple. In what follows, we first give characterizations of $\mathbf{w}^*(\cdot)$, and then demonstrate that all A_n 's are \mathbf{Z} -convex.

Step 1 The next lemma generalizes Lemmas 1 and 2 to encompass multiple agents:

Lemma 3. *Assume Assumption 1 and let $\langle \mathcal{P}^*, \mathbf{w}^*(\cdot) \rangle$ be as above. Then, (i) there exist $\lambda_1, \lambda_2 > 0$ such that for all i and n ,*

$$u'_i(w_{i,n}) = \frac{1}{\lambda_i z_{i,n}}$$

if and only if $w_{i,n} > 0$; (ii) $\mathbf{w}_j \neq \mathbf{w}_k$ for all $j \neq k$.

Proof. The optimal wage scheme solves:

$$\min_{\{w_{i,n}\}} \sum_{i,n} \pi_n w_{i,n} - \sum_i \lambda_i \left[\sum_n \pi_n u_i(w_{i,n}) z_{i,n} - c_i \right] - \sum_{i,n} \eta_{i,n} w_{i,n},$$

where λ_i and $\eta_{i,n}$ denotes the Lagrange multiplier associated with the (IC_{*i*}) constraint and that of the (LL_{*i*}) constraint at $w_{i,n}$, respectively. Differentiating the above objective function with respect to $w_{i,n}$ and setting the result equal to zero yields the first-order condition in Part (i). The proof of Part (ii) is the exact same as that of Lemma 2 and is therefore omitted. □

Step 2 Suppose, to the contrary, that some $A_j \in \mathcal{P}^*$ is not \mathbf{Z} -convex. Then there exist $A', A'' \subset A_j$ and $\tilde{A} \in A_k$, $k \neq j$ such that

- (i) $P_1(A') = P_1(A'') = P_1(\tilde{A}) = \epsilon$ for some small $\epsilon > 0$;
- (ii) $\tilde{\mathbf{z}} = (1 - s) \cdot \mathbf{z}' + s \cdot \mathbf{z}''$ for some $s \in (0, 1)$, where $\mathbf{z}' \triangleq \mathbf{z}(A')$, $\mathbf{z}'' \triangleq \mathbf{z}(A'')$ and $\tilde{\mathbf{z}} \triangleq \mathbf{z}(\tilde{A})$.

Consider two perturbations to \mathcal{P}^* : (a) move A' to A_k and \tilde{A} to A_j ; (b) move \tilde{A} to A_j and A'' to A_k . For the same reason as discussed in the proof of Theorem 1, it suffices to show that one of these perturbations helps save the incentive cost.

Consider first the perturbation (a). Let $\langle A_n(\epsilon), \pi_n, \mathbf{z}_n(\epsilon) \rangle_{n=1}^N$ denote the tuple associated with the monitoring technology after this perturbation. Straightforward algebra shows that

$$\begin{cases} \mathbf{z}_j(\epsilon) = \mathbf{z}_j + \frac{s \cdot (\mathbf{z}'' - \mathbf{z}')}{\pi_j} \cdot \epsilon, \\ \mathbf{z}_k(\epsilon) = \mathbf{z}_k - \frac{s \cdot (\mathbf{z}'' - \mathbf{z}')}{\pi_k} \cdot \epsilon, \\ \mathbf{z}_n(\epsilon) = \mathbf{z}_n \quad \forall n \neq j, k. \end{cases} \quad (\text{A.5})$$

Define $\mathcal{B}_i = \{n : w_{i,n} = 0\}$ as the collection of performance categories where agent i 's limited liability constraint is binding prior to the perturbation. Let $\langle \mathbf{w}_n(\epsilon) \rangle_{n=1}^N$ be a wage profile such that (1) $w_{i,n}(\epsilon) = w_{i,n} = 0$ for all $i = 1, 2$ and $n \in \mathcal{B}_i$; (2) there exists $M > 0$ independent of ϵ such that $|w_{i,n}(\epsilon) - w_{i,n}(0)| < M\epsilon$ for all i and n ; and (3) both agents' incentive compatibility constraints bind after the perturbation, i.e., for $i = 1, 2$,

$$\sum_n \pi_n u_i(w_{i,n}(\epsilon)) z_{i,n}(\epsilon) = c_i. \quad (\text{A.6})$$

The existence of such wage profile is immediate from from (A.5). In what follows, write $\dot{w}_{i,n} = (w_{i,n}(\epsilon) - w_{i,n})/\epsilon$ and $\dot{z}_{i,n} = (z_{i,n}(\epsilon) - z_{i,n})/\epsilon$ for ease. Notice, by assumption, that $\dot{w}_{i,n} = 0$ for all i and $n \in \mathcal{B}_i$.

Multiply both sides of (A.6) by the Lagrange multiplier λ_i of the (IC _{i}) constraint prior to the perturbation. Expanding the result with respect to ϵ , we obtain:

$$\sum_n \pi_n \cdot u'_i(w_{i,n}) \cdot \lambda_i z_{i,n} \cdot \dot{w}_{i,n} = -\lambda_i \sum_n u_i(w_{i,n}) \cdot \pi_n \dot{z}_{i,n} + \mathcal{O}(\epsilon).$$

In the above derivation, using (A.5), $\dot{w}_{i,n} = 0$ for all $n \in \mathcal{B}_i$ and $u'(w_{i,n}(0)) = 1/\lambda_i z_{i,n}$

for all $n \notin \mathcal{B}_i$ (Lemma 3) yields:

$$\sum_{i,n} \pi_n \dot{w}_{i,n} = s \cdot (\mathbf{u}_k - \mathbf{u}_j)^\top \cdot \Lambda \cdot (\mathbf{z}'' - \mathbf{z}') + \mathcal{O}(\epsilon), \quad (\text{A.7})$$

where $\mathbf{u}_n = (u_1(w_{1,n}), u_2(w_{2,n}))^\top$ for $n = k, j$, $\Lambda = \begin{pmatrix} \lambda_1 & 0 \\ 0 & \lambda_2 \end{pmatrix}$, and $\mathcal{O}(\epsilon)$ is a column vector with two elements of order ϵ . The left-hand side of (A.7) represents the marginal effect of perturbation (a) on the incentive cost.

Consider next perturbation (b). Similar algebraic manipulation shows that

$$\sum_{i,n} \pi_n \dot{w}_{i,n} = -(1-s) \cdot (\mathbf{u}_k - \mathbf{u}_j)^\top \cdot \Lambda \cdot (\mathbf{z}'' - \mathbf{z}') + \mathcal{O}(\epsilon), \quad (\text{A.8})$$

where the left-hand side of (A.8) represents the marginal effect of perturbation (b) on the incentive cost.

Since $\mathbf{u}_k - \mathbf{u}_j \neq \mathbf{0}$ by Lemma 3, consider two cases:

Case A $(\mathbf{u}_k - \mathbf{u}_j)^\top \cdot \Lambda \cdot (\mathbf{z}'' - \mathbf{z}') \neq 0$. In this case, (A.7) and (A.8) have the opposite signs, and the remainder of the proof follows that of Theorem 1.

Case B $(\mathbf{u}_k - \mathbf{u}_j)^\top \cdot \Lambda \cdot (\mathbf{z}'' - \mathbf{z}') = 0$. In this case, we can always find $B' \subset A'$, $B'' \subset A''$ and $\tilde{B} \subset \tilde{A}$ such that $P_1(B') = P_1(B'') = P_1(\tilde{B}) \ll \epsilon$, $\mathbf{z}(\tilde{B}) = (1-s') \cdot \mathbf{z}(B') + s' \cdot \mathbf{z}(B'')$ for some $s' \in (0, 1)$ and $(\mathbf{u}_k - \mathbf{u}_j)^\top \cdot \Lambda \cdot (\mathbf{z}(B'') - \mathbf{z}(B')) \neq 0$. Replacing A' , A'' and \tilde{A} with B' , B'' and \tilde{B} in the above argument gives the desired result.

□

Proof of Theorem 4

Proof. By Theorem 3, any optimal monitoring technology with at most $k \in \{2, \dots, K\}$ cells is fully characterized by (1) a finite $N(k)$ number of vertices $\mathbf{z}_1, \dots, \mathbf{z}_{N(k)} \in \mathbf{Z}(\Omega)$, and (2) an $N(k) \times N(k)$ adjacency matrix \mathbf{M} whose lm 'th entry equals 1 if \mathbf{z}_l and \mathbf{z}_m are connected by a line segment and 0 otherwise. By definition, \mathbf{M} is symmetric and is hence determined by its upper triangle entries, which can be either 0 or 1. Thus, $\mathbf{M} \in \{0, 1\}^{N(k) \times (N(k)-1)/2}$, which is a finite set.

Write \mathbf{b} for $(\mathbf{z}_1, \dots, \mathbf{z}_{N(k)})$. For any adjacency matrix \mathbf{M} , define

$$\mathcal{B}^k(\mathbf{M}) = \{\mathbf{b} : (\mathbf{b}, \mathbf{M}) \text{ partitions } \mathbf{Z}(\Omega) \text{ into at most } k \text{ convex polygons}\},$$

and equip $\mathcal{B}^k(\mathbf{M})$ with the sup-norm $\|\cdot\|$. $\mathcal{B}^k(\mathbf{M})$ is closed in $\mathbf{Z}(\Omega)^{N(k)}$ and is thus compact by Assumption 6. Let $W_i(\mathbf{b}, \mathbf{M})$ denote the minimum expected wage needed for inducing high effort from agent i when the partition is given by (\mathbf{b}, \mathbf{M}) . $W_i(\mathbf{b}, \mathbf{M})$ is finite if and only if $z_i(A) \neq z_i(A')$ for some cells A, A' of the partition.

We proceed in two steps:

Step 1 Show that $W_i(\mathbf{b}, \mathbf{M})$ is continuous in \mathbf{b} for any given $k \in \{2, \dots, K\}$ and $\mathbf{M} \in \{0, 1\}^{N(k) \times (N(k)-1)/2}$. Fix any $\mathbf{b} \in \mathcal{B}^k(\mathbf{M})$ such that $W_i(\mathbf{b}, \mathbf{M})$ is finite for $i = 1, 2$. For each $\delta > 0$, let \mathbf{b}^δ be any element of $\mathcal{B}^k(\mathbf{M})$ such that $\|\mathbf{b}^\delta - \mathbf{b}\| < \delta$. Write the partitions formed by (\mathbf{b}, \mathbf{M}) and $(\mathbf{b}^\delta, \mathbf{M})$ as $\{A_1, A_2, \dots\}$ and $\{A_1^\delta, A_2^\delta, \dots\}$, respectively, where each A_n is uniquely identified by its boundaries $Bd(A_n) = \{lm : \mathbf{M}_{lm} = 1\}$. Labeling the cells in such a way that $Bd(A_n) = Bd(A_n^\delta)$ for all n .

Let $w_{i,n}$ denote the optimal wage of agent i at A_n . Take any $\epsilon > 0$ and consider the wage profile that pays $w_{i,n} + \epsilon$ to $i = 1, 2$ at every A_n^δ . A similar argument as that of Theorem 2 shows that under Assumptions 5 and 6, this wage profile satisfies (LL_i) and (IC_i) when δ is small. Further, it enables us to bound $|W_i(\mathbf{b}^\delta, \mathbf{M}) - W_i(\mathbf{b}, \mathbf{M})| \sim \mathcal{O}(\epsilon)$ as $\delta \rightarrow 0$.

Step 2 In Case (a), the following quantity:

$$W_k \triangleq \min_{\mathbf{M} \in \{0,1\}^{N(k) \times (N(k)-1)/2}} \min_{\mathbf{b} \in \mathcal{B}^k(\mathbf{M})} W_1(\mathbf{b}, \mathbf{M}) + W_2(\mathbf{b}, \mathbf{M})$$

exists because the set $\mathcal{B}^k(\mathbf{M})$ is compact for any $k \in \{2, \dots, K\}$ and $\mathbf{M} \in \{0, 1\}^{N(k) \times (N(k)-1)/2}$. Let $m(k)$ denote the minimum size of the monitoring technologies formed by the solutions to the above problem. Solving

$$\min_{2 \leq k \leq K} W_k + \mu \cdot f(m(k))$$

yields the solutions to the principal's problem.

In Case (b), rewrite the principal's problem as follows:

$$\min_{\mathbf{M} \in \{0,1\}^{N(K) \times (N(K)-1)/2}} \min_{\mathbf{b} \in \mathcal{B}^K(\mathbf{M})} W_1(\mathbf{b}, \mathbf{M}) + W_2(\mathbf{b}, \mathbf{M}) + \mu \cdot h(\boldsymbol{\pi}(\mathbf{b}, \mathbf{M})),$$

where $\boldsymbol{\pi}(\mathbf{b}, \mathbf{M})$ is the probability vector induced by partition (\mathbf{b}, \mathbf{M}) and is thus continuous in \mathbf{b} . Then the existence of solutions follows from Step 1, the compactness of $\mathcal{B}^K(\mathbf{M})$, and the fact that there are only finitely many \mathbf{M} matrices. □

A.3 Proofs of Section 5

Throughout this section, let $\langle A_n, \pi_n, (z_{a,n})_{a \in \mathcal{D}}, w_n \rangle_{n=1}^N$ denote the tuple associated with any N -partitional contract $\langle \mathcal{P}, w(\cdot) \rangle$, where A_n is a typical cell of \mathcal{P} , $\pi_n = P_{a^*}(A_n)$, $z_{a,n} = z_a(A_n)$ and $w_n = w(A_n)$. Assume w.l.o.g. that $w_1 \leq w_2 \leq \dots \leq w_N$. For any profile of non-negative reals $\boldsymbol{\lambda} = (\lambda_a)_{a \in \mathcal{D}} \in \mathbb{R}_+^{|\mathcal{D}|}$, define $z_{\boldsymbol{\lambda}}(A) = \sum_{a \in \mathcal{D}} \lambda_a z_a(A)$ for any $A \in \Sigma$, and write $z_{\boldsymbol{\lambda},n} = z_{\boldsymbol{\lambda}}(A_n)$ for ease.

Proof of Theorem 5

Proof. Take any optimal incentive contract $\langle \mathcal{P}^*, w^*(\cdot) \rangle$ that induces $a = a^*$. Let $\langle A_n, \pi_n, (z_{a,n})_{a \in \mathcal{D}}, w_n \rangle_{n=1}^N$ be its associated tuple and $\boldsymbol{\lambda} = (\lambda_a)_{a \in \mathcal{D}}$ the Lagrange multipliers associated with the incentive compatibility constraints. Clearly, $\max_{a \in \mathcal{D}} \lambda_a > 0$, because otherwise the agent will deviate to the least costly action, which differs than a^* . In what follows, we first give characterizations of $w^*(\cdot)$ and then demonstrate that all A_n 's are $Z_{\boldsymbol{\lambda}}$ -convex.

Step 1 The next lemma generalizes Lemmas 1 and 2 to encompass multiple agents:

Lemma 4. *Assume Assumption 1 and let $\langle \mathcal{P}^*, w^*(\cdot) \rangle$ and $\boldsymbol{\lambda}$ be as above. Then,*

$$u'(w_n) = \frac{1}{z_{\boldsymbol{\lambda},n}}$$

if and only if $w_n > 0$, $z_{\boldsymbol{\lambda},1} < z_{\boldsymbol{\lambda},2} < \dots$ and $0 = w_1 < w_2 < \dots$.

Proof. The optimal wage scheme solves:

$$\min_{\{w_n\}} \sum_n \pi_n w_n - \sum_{a \in \mathcal{D}} \lambda_a \left[\sum_n \pi_n u(w_n) z_{a,n} - c(a^*) + c(a) \right] - \sum_n \eta_n w_n,$$

where η_n denotes the Lagrange multiplier associated with the (LL) constraint at w_n . Differentiating the above objective function with respect to w_n and rearranging yields the above first-order condition. The remainder of the proof is exact same as that of Lemma 2 and is thus omitted. \square

Step 2 Suppose, to the contrary, that some $A_j \in \mathcal{P}^*$ is not Z_λ -convex. Then there exist $A', A'' \subset A_j$ and $\tilde{A} \subset A_k$, $k \neq j$ such that

- (i) $P_{a^*}(A') = P_{a^*}(A'') = P_{a^*}(\tilde{A}) = \epsilon$ for some small $\epsilon > 0$;
- (ii) $\tilde{z}_\lambda = (1-s)z'_\lambda + sz''_\lambda$, where $z'_\lambda \triangleq z_\lambda(A')$, $z''_\lambda \triangleq z_\lambda(A'')$ and $\tilde{z}_\lambda \triangleq z_\lambda(\tilde{A})$.

Consider two perturbations to \mathcal{P}^* : (a) move A' to A_k and \tilde{A} to A_j , and (b) move \tilde{A} to A_j and A'' to A_k . For the same reason as discussed in the proof of Theorem 1, it suffices to show that one of these perturbations helps save the incentive cost.

Consider first perturbation (a). Let $\langle A_n(\epsilon), \pi_n, (z_{a,n}(\epsilon))_{a \in \mathcal{D}} \rangle_{n=1}^N$ be the tuple associated with the monitoring technology after this perturbation, and write $z_{\lambda,n}(\epsilon) = \sum_{a \in \mathcal{D}} \lambda_a z_{a,n}(\epsilon)$ for ease. Straightforward algebra shows that

$$\begin{cases} z_{\lambda,j}(\epsilon) = z_{\lambda,j} + \frac{s(z''_\lambda - z'_\lambda)}{\pi_j} \cdot \epsilon, \\ z_{\lambda,k}(\epsilon) = z_{\lambda,k} - \frac{s(z''_\lambda - z'_\lambda)}{\pi_k} \cdot \epsilon, \\ z_{\lambda,n}(\epsilon) = z_{\lambda,n} \quad \forall n \neq j, k. \end{cases} \quad (\text{A.9})$$

Let $\langle w_n(\epsilon) \rangle_{n=1}^N$ be a wage profile such that (i) $w_1(\epsilon) = w_1 = 0$, (ii) there exists $M > 0$ independent of ϵ such that $|w_n(\epsilon) - w_n| < M\epsilon$, and (iii) for all $a \in \mathcal{D}$,

$$\sum_n \pi_n u(w_n(\epsilon)) z_{a,n}(\epsilon) = c(a^*) - c(a) + \mathcal{O}(\epsilon). \quad (\text{A.10})$$

The existence of such wage profile is immediate from (A.9). In what follows, write $\dot{z}_{a,n} = (z_{a,n}(\epsilon) - z_{a,n})/\epsilon$ and $\dot{w}_n = (w_n(\epsilon) - w_n)/\epsilon$ for ease. Notice, by assumption, that $\dot{w}_1 = 0$.

Multiply both sides of (A.10) by λ_a and sum up the result over $a \in \mathcal{D}$. Expanding the result with respect to ϵ yield:

$$\sum_n \pi_n \cdot u'(w_n) \cdot z_{\lambda,n} \cdot \dot{w}_n = - \sum_n u(w_n) \cdot \pi_n \sum_a \lambda_a \dot{z}_{a,n} + \mathcal{O}(\epsilon).$$

In the above derivation, using (A.9), $\dot{w}_1 = 0$ and $u'(w_n) = 1/z_{\lambda,n}$ for $n \geq 2$ (Lemma 4) yields:

$$\sum_n \pi_n \dot{w}_n = s [u(w_k) - u(w_j)] (z''_{\lambda} - z'_{\lambda}) + \mathcal{O}(\epsilon). \quad (\text{A.11})$$

The left-hand side of (A.11) represents the marginal effect of perturbation (a) on the incentive cost.

Consider next perturbation (b). Similar algebraic manipulation shows that

$$\sum_n \pi_n \dot{w}_n = -(1-s) [u(w_k) - u(w_j)] (z''_{\lambda} - z'_{\lambda}) + \mathcal{O}(\epsilon), \quad (\text{A.12})$$

where the left-hand side of (A.12) represents the marginal effect of perturbation (b) on the incentive cost.

Since $u(w_k) \neq u(w_j)$ by Lemma 4, it follows that (A.11) and (A.12) have the opposite signs. Thus for either perturbation (a) or (b), we can construct a wage profile that incurs a lower incentive cost than the optimal wage scheme does, and this leads to a contradiction. \square

Proof of Theorem 6:

Proof. Define

$$\Lambda = \left\{ \boldsymbol{\lambda} : \boldsymbol{\lambda} \in \mathbb{R}_+^{|\mathcal{D}|} \text{ and } \|\boldsymbol{\lambda}\|_{|\mathcal{D}|} = 1 \right\},$$

where $\|\cdot\|_{|\mathcal{D}|}$ denotes the $|\mathcal{D}|$ -dimensional Euclidean norm. For any $\boldsymbol{\lambda} \in \Lambda$ and any $N \in \{2, \dots, K\}$, define

$$\mathcal{Z}_N(\boldsymbol{\lambda}) = \left\{ \hat{\mathbf{z}} : \sum_{a \in \mathcal{D}} \lambda_a \cdot \min Z_a(\Omega) \leq \hat{z}_1 \leq \dots \leq \hat{z}_{N-1} \leq \sum_{a \in \mathcal{D}} \lambda_a \cdot \max Z_a(\Omega) \right\},$$

and equip $\mathcal{Z}_N(\boldsymbol{\lambda})$ with the sup-norm $\|\cdot\|$. $\mathcal{Z}_N(\boldsymbol{\lambda})$ is compact by Assumption 3. Let $W(\boldsymbol{\lambda}, \hat{\mathbf{z}})$ be the minimum expected wage needed for inducing the target action a^* when the partition is given by $\{\omega : Z_{\lambda}(\omega) \in [\hat{z}_{n-1}, \hat{z}_n]\}$, $n = 1, \dots, N$. $W(\boldsymbol{\lambda}, \hat{\mathbf{z}})$ is

finite if $\lambda_a > 0$ for all $a \in \mathcal{D}$ and $\sum_{a \in \mathcal{D}} \lambda_a \cdot \min Z_a(\Omega) < \hat{z}_n < \sum_{a \in \mathcal{D}} \lambda_a \cdot \max Z_a(\Omega)$ for some n .

We proceed in two steps:

Step 1 Show that $W(\boldsymbol{\lambda}, \hat{\mathbf{z}})$ is continuous in $(\boldsymbol{\lambda}, \hat{\mathbf{z}})$. Fix any $\boldsymbol{\lambda} \in \Lambda$, $N \in \{2, \dots, K\}$, and $\hat{\mathbf{z}} \in \mathcal{Z}_N(\boldsymbol{\lambda})$ such that $W(\boldsymbol{\lambda}, \hat{\mathbf{z}})$ is finite. For each $\delta > 0$, let $\boldsymbol{\lambda}^\delta$ and $\hat{\mathbf{z}}^\delta$ be any element of Λ and $\mathcal{Z}_N(\boldsymbol{\lambda}^\delta)$, respectively, such that $\|\boldsymbol{\lambda}^\delta - \boldsymbol{\lambda}\|_{|\mathcal{D}|}, \|\hat{\mathbf{z}}^\delta - \hat{\mathbf{z}}\| < \delta$. Define $A_n = \{\omega : Z_{\boldsymbol{\lambda}}(\omega) \in [\hat{z}_{n-1}, \hat{z}_n]\}$ and $A_n^\delta = \{\omega : Z_{\boldsymbol{\lambda}^\delta}(\omega) \in [\hat{z}_{n-1}^\delta, \hat{z}_n^\delta]\}$ for $n = 1, \dots, N$. Let w_n denote the optimal wage at A_n .

Take any $\epsilon > 0$ and consider the wage profile that pays $w_n + \epsilon$ at every A_n^δ . A similar argument as that of Theorem 2 shows that if Assumptions 2 and 3 hold true for all $a \in \mathcal{D}$, then this new wage profile satisfies the (LL) constraint and all (IC_a) constraints when δ is small. Further, it enables us to bound $|W(\boldsymbol{\lambda}^\delta, \hat{\mathbf{z}}^\delta) - W(\boldsymbol{\lambda}, \hat{\mathbf{z}})| \sim \mathcal{O}(\epsilon)$ as $\delta \rightarrow 0$.

Step 2 In Case (a), for any $N \in \{2, \dots, K\}$, the following quantity:

$$W_N \triangleq \min_{\boldsymbol{\lambda} \in \Lambda, \hat{\mathbf{z}} \in \mathcal{Z}_N(\boldsymbol{\lambda})} W(\boldsymbol{\lambda}, \hat{\mathbf{z}})$$

exists by Step 1 and the compactness of Λ and $\mathcal{Z}_N(\boldsymbol{\lambda})$. Let $m(N)$ denote the minimum size of the monitoring technologies formed by the solutions to the above problem. Solving

$$\min_{2 \leq N \leq K} W_N + \lambda \cdot f(m(N))$$

yields the solution to the principal's problem.

In Case (b), rewrite the principal's problem as follows:

$$\min_{\boldsymbol{\lambda} \in \Lambda, \hat{\mathbf{z}} \in \mathcal{Z}_K(\boldsymbol{\lambda})} W(\boldsymbol{\lambda}, \hat{\mathbf{z}}) + \mu \cdot h(\boldsymbol{\pi}(\boldsymbol{\lambda}, \hat{\mathbf{z}})),$$

where $\boldsymbol{\pi}(\boldsymbol{\lambda}, \hat{\mathbf{z}})$ is the probability vector induced by $(\boldsymbol{\lambda}, \hat{\mathbf{z}})$ and is clearly continuous in the latter. Then the existence of solutions follows from Step 1 and the compactness of Λ and $\mathcal{Z}_K(\boldsymbol{\lambda})$.

□

B Online Appendix (For Online Publication Only)

B.1 Individual Rationality

In the baseline model, suppose instead that the agent faces an outside option that confers a reservation utility \underline{u} at the contracting stage. Then a wage scheme is a mapping $w : \mathcal{P} \rightarrow \mathbb{R}$, and a contract $\langle \mathcal{P}, w(\cdot) \rangle$ is individually rational if

$$\sum_{A \in \mathcal{P}} P_1(A) u(w(A)) \geq c + \underline{u}. \quad (\text{IR})$$

An optimal incentive contract that induces high effort minimizes the total implementation cost, subject to the (IC) and (IR) constraints.

Corollary 4. *Under Assumption 1, any optimal monitoring technology comprises Z -convex cells.*

Proof. Take any optimal incentive contract $\langle \mathcal{P}^*, w^*(\cdot) \rangle$ that induces $a = 1$ and let $\langle A_n, \pi_n, z_n, w_n \rangle_{n=1}^N$ be its associated tuple. Assume w.l.o.g. that $w_1 \leq w_2 \leq \dots \leq w_N$. In what follows, we first give characterization of $w^*(\cdot)$ and then demonstrate that all A_n 's are Z -convex.

Step 1 The optimal wage scheme solves:

$$\min_{\{w_n\}} \sum_{n=1}^N \pi_n w_n - \lambda \left[\sum_{n=1}^N \pi_n u(w_n) z_n - c \right] - \gamma \left[\sum_{n=1}^N \pi_n u(w_n) - c + \underline{u} \right],$$

where λ and γ denotes the Lagrange multiplier of the (IC) constraint and that of the (IR) constraint, respectively. Differentiating the above objective function with respect to w_n and setting the result equal to zero, we obtain:

$$u'(w_n) = \frac{1}{\lambda z_n + \gamma}.$$

Then from Assumption 1 – which implies that w_n 's are all different, it follows that $w_1 < \dots < w_N$ and that $z_1 < \dots < z_N$.

Step 2 Suppose, to the contrary, that some $A_j \in \mathcal{P}^*$ is not Z -convex. Consider first perturbation (a) that swaps A' and \tilde{A} in the proof of Theorem 1. Let $\langle z_n(\epsilon) \rangle_{n=1}^N$ denote

the z -values of the performance categories after this perturbation. Straightforward algebra shows that

$$\begin{cases} z_j(\epsilon) = z_j + \frac{s(z'' - z')}{\pi_j} \cdot \epsilon, \\ z_k(\epsilon) = z_k - \frac{s(z'' - z')}{\pi_k} \cdot \epsilon, \\ z_n(\epsilon) = z_n \forall n \neq j, k. \end{cases} \quad (\text{B.1})$$

Let $\langle w_n(\epsilon) \rangle_{n=1}^N$ be a wage profile such that (1) $|w_n(\epsilon) - w_n| < M\epsilon$ for all n , and (2) the (IC) and (IR) constraints are both binding after the perturbation, i.e.,

$$\begin{aligned} \lambda \sum_n \pi_n u(w_n(\epsilon)) z_n(\epsilon) &= \lambda c \\ \text{and } \gamma \sum_n \pi_n u(w_n(\epsilon)) &= \gamma(c + \underline{u}). \end{aligned}$$

The existence of such wage profile is immediate from (B.1).

Write $\dot{w}_n = (w_n(\epsilon) - w_n)/\epsilon$ and $\dot{z}_n = (z_n(\epsilon) - z_n)/\epsilon$ for ease. Expanding the above equations with respect to ϵ and summing up the result, we obtain:

$$\sum_n \pi_n \cdot u'(w_n) \cdot (\lambda z_n + \gamma) \cdot \dot{w}_n = -\lambda \sum_n u(w_n) \cdot \pi_n z_n + \mathcal{O}(\epsilon).$$

In the above derivation, using (B.1) and $u'(w_n) = 1/(\lambda z_n + \gamma)$ yields:

$$\sum_{n=1}^N \pi_n \dot{w}_n = s [u(w_k) - u(w_j)] (\lambda z'' - \lambda z'). \quad (\text{B.2})$$

The left-hand side of (B.2) represents the marginal effect of perturbation (a) on the incentive cost.

Consider next the perturbation that swaps \tilde{A} and A'' in the proof of Theorem 1. Similar algebraic manipulation shows that

$$\sum_{n=1}^N \pi_n \dot{w}_n = -(1 - s) [u(w_k) - u(w_j)] (\lambda z'' - \lambda z'). \quad (\text{B.3})$$

Since $u(w_j) \neq u(w_k)$, it follows that (B.2) and (B.3) have the opposite signs, and

the remainder of the proof follows that of Theorem 1. □

B.2 Contingent Monitoring

Consider a slight variation of the baseline model where players observe the realization s of a signal with finite support S before the principal implements the monitoring technology she pre-commits to. In this new setting, an incentive contract is a profile of contingent monitoring technologies and wage schemes $\langle \mathcal{P}(s), w(\cdot; s) \rangle_{s \in S}$, where each $\mathcal{P}(s)$ is a finite partition of Ω with at most K cells, and each $w(\cdot; s)$ is a mapping between $\mathcal{P}(s)$ and \mathbb{R}_+ . Time evolves as follows:

1. the principal commits to $\langle \mathcal{P}(s), w(\cdot; s) \rangle$;
2. the agent privately chooses $a \in \{0, 1\}$;
3. Nature draws $\omega \in \Omega$ and $s \in S$;
4. players observe s and the unique cell $A(\omega; s)$ of $\mathcal{P}(s)$ that contains ω ;
5. the principal pays the promised wage $w(A(\omega; s); s)$ to the agent.

Assume, for simplicity, that ω and s are independently distributed under any given level a of effort. Let Q_a be the p.m.f. of the new signal under effort a , and define each $s \in S$:

$$\zeta(s) = 1 - \frac{Q_0(s)}{Q_1(s)}.$$

Assumption 8. $\zeta(s) \neq 0$ for all $s \in S$.

Corollary 5. *Assume Assumptions 1 and 8. Then under any optimal incentive contract that induces $a = 1$, any $\mathcal{P}^*(s)$ comprises Z -convex cells.*

Proof. Take any optimal incentive contract $\langle \mathcal{P}^*(s), w^*(\cdot; s) \rangle$ that induces $a = 1$ and let $\langle A_{n,s}, \pi_{n,s}, z_{n,s}, w_{n,s} \rangle$ be its associated tuple. In particular, $A_{n,s}$ is a typical cell of $\mathcal{P}^*(s)$, $\pi_{n,s} = P_1(A_{n,s})$, $z_{n,s} = z(A_{n,s})$ and $w_{n,s} = w^*(A_{n,s}; s)$. In what follows, we first give characterizations of the optimal wage scheme and then demonstrate that all $A_{n,s}$'s are Z -convex.

Step 1 The optimal wage scheme solves:

$$\min_{\{w_{n,s}\}} \sum_{n,s} Q_1(s) \pi_{n,s} w_{n,s} - \lambda \left[\sum_{n,s} Q_1(s) \pi_{n,s} u(w_{n,s}) z_{n,s} \zeta(s) - c \right] - \sum_{n,s} \eta_{n,s} w_{n,s},$$

where λ and $\eta_{n,s}$ denotes the Lagrange multiplier of the (IC) constraint and that of the (LL) constraint at $w_{n,s}$, respectively. Differentiating the above objective function with respect to $w_{n,s}$ and setting the result equal to zero, we obtain:

$$u'(w_{n,s}) = \frac{1}{\lambda z_{n,s} \zeta(s)}$$

if and only if $w_{n,s} > 0$. Then from Assumption 1, it follows that $0 = w_{1,s} < w_{2,s} < \dots$ and $z_{1,s} < z_{2,s} < \dots$ for all s .

Step 2 Suppose, to the contrary, that $A_{j,s} \in \mathcal{P}^*(s)$ is not Z -convex for some j and s . Then there exist $A', A'' \subset A_{j,s}$ and $\tilde{A} \subset A_{k,s}$, $k \neq j$ such that

- (i) $P_1(A') = P_1(A'') = P_1(\tilde{A}) = \epsilon$ for some small $\epsilon > 0$;
- (ii) $\tilde{z} = (1-t)z' + tz''$ for some $t \in (0,1)$, where $z(A') \triangleq z'$, $z(A'') \triangleq z''$ and $z(\tilde{A}) \triangleq \tilde{z}$.

Consider two perturbations to \mathcal{P}^* : (a) move A' to $A_{k,s}$ and \tilde{A} to $A_{j,s}$, and (b) move A'' to $A_{k,s}$ and \tilde{A} to $A_{j,s}$. For the same reason as discussed in the proof of Theorem 1, it suffices to show that one of these perturbations helps save the incentive cost.

Consider first perturbation (a). Let $\langle z_{n,s'}(\epsilon) \rangle$ be the z -values of all performance categories in all states after this perturbation. Straightforward algebra shows that

$$\begin{cases} z_{j,s}(\epsilon) = z_{j,s} + \frac{t(z'' - z')}{\pi_{j,s}} \cdot \epsilon, \\ z_{k,s}(\epsilon) = z_{k,s} - \frac{t(z'' - z')}{\pi_{k,s}} \cdot \epsilon, \\ z_{n,s}(\epsilon) = z_{n,s} \quad \forall n \neq j, k, \\ z_{n,s'}(\epsilon) = z_{n,s'} \quad \forall n \text{ and } s' \neq s. \end{cases} \quad (\text{B.4})$$

Let $\langle w_{n,s'}(\epsilon) \rangle$ be any wage profile such that (1) $w_{1,s'}(\epsilon) = w_{1,s'} = 0$ for all s' , and (2) there exists $M > 0$ independent of ϵ such that $|w_{n,s'}(\epsilon) - w_{n,s'}| < M\epsilon$ for all s', n , and

(3) the (IC) constraint binds after the perturbation, i.e.,

$$\sum_{s',n} Q_1(s') \pi_{n,s'} u(w_{n,s'}(\epsilon)) z_{n,s'}(\epsilon) \zeta(s') = c. \quad (\text{B.5})$$

The existence of such wage profile follows immediately from (B.4). In what follows, write for ease that $\dot{w}_{n,s'} = (w_{n,s'}(\epsilon) - w_{n,s'})/\epsilon$ and $\dot{z}_{n,s'} = (z_{n,s'}(\epsilon) - z_{n,s'})/\epsilon$, and notice by assumption that $\dot{w}_{1,s'} = 0$ for all s' .

Multiply (B.5) by the Lagrange multiplier λ associated with the (IC) constraint prior to the perturbation. Expanding the result with respect to ϵ , we obtain:

$$\begin{aligned} & \sum_{s',n} Q_1(s') \pi_{n,s'} \cdot u'(w_{n,s'}) \cdot \lambda z_{n,s'} \zeta(s') \cdot \dot{w}_{n,s'} \\ &= -\lambda \sum_{s',n} Q_s(s') u(w_{n,s'}) \cdot \pi_{n,s'} \dot{z}_{n,s'} + \mathcal{O}(\epsilon) \end{aligned}$$

In the above derivation, using (B.4), $\dot{w}_{1,s'} = 0$ and $u'(w_{n,s'}) = 1/\lambda \zeta(s') z_{n,s'}$ yields:

$$\begin{aligned} & \sum_{s',n} Q_1(s') \pi_{n,s'} \dot{w}_{n,s'} \\ &= t Q_1(s) \zeta(s) [u(w_{k,s}) - u(w_{j,s})] (\lambda z'' - \lambda z') + \mathcal{O}(\epsilon). \end{aligned} \quad (\text{B.6})$$

The left-hand side of (B.6) represents the marginal effect of perturbation (a) on the incentive cost.

Consider next perturbation (b). Repeating the above argument step by step, we obtain:

$$\begin{aligned} & \sum_{s',n} Q_1(s') \pi_{n,s'} \dot{w}_{n,s'} \\ &= -(1-t) Q_1(s) \zeta(s) [u(w_{k,s}) - u(w_{j,s})] (\lambda z'' - \lambda z') + \mathcal{O}(\epsilon). \end{aligned} \quad (\text{B.7})$$

The left-hand side of (B.7) represents the marginal effect of perturbation (b) on the incentive cost.

Since $w_{j,s} \neq w_{k,s}$ and $\zeta(s) \neq 0$ (Assumption 8), it follows that (B.6) and (B.7) have the opposite signs. The remainder of the proof is the exact same as that of Theorem 1 and is thus omitted. \square

B.3 Random Monitoring Technology

In the baseline model, now suppose, instead, that the monitoring technology can be any mapping $\mathbf{q} : \Omega \rightarrow \Delta^K$. Time evolves as follows:

1. the principal commits to $\langle \mathbf{q}, w \rangle$;
2. the agent privately chooses $a \in \{0, 1\}$;
3. Nature draws $\omega \in \Omega$ according to P_a ;
4. the monitoring technology outputs $n \in \{1, \dots, K\}$ with probability $q_n(\omega)$;
5. the principal pays the promised wage w_n .

Define

$$\pi_n = \int q_n(\omega) dP_1(\omega)$$

as the probability that the agent is assigned to performance category n under high effort. For each n such that $\pi_n > 0$, define

$$z_n = \int Z(\omega) q_n(\omega) dP_1(\omega) / \pi_n$$

as the z -value of category n . The agent's incentive compatibility constraint is then

$$\sum_n \pi_n u(w_n) z_n \geq c. \quad (\text{IC})$$

The cost associated with data processing and analysis is assumed to be the mutual information between the raw data and the output signal:

$$H(\mathbf{q}, a) = \sum_n \int q_n(\omega) \log \frac{q_n(\omega)}{\int q_n(\omega) dP_a(\omega)} dP_a(\omega).$$

An optimal incentive contract $\langle \mathbf{q}^*, w^* \rangle$ that induces $a = 1$ solves:

$$\min_{\langle \mathbf{q}, w \rangle} \sum_n \pi_n w_n + \mu \cdot H(\mathbf{q}, 1) \text{ s.t. (IC) and (LL)}. \quad (\text{B.8})$$

Theorem 7. *Assume Assumptions 2 and 3. Then (i) optimal incentive contract that induces $a = 1$ exists, (ii) any optimal monitoring technology is of form $\mathbf{q}^* : Z(\Omega) \rightarrow$*

Δ^K , where $q_n^*(z)/q_m^*(z)$ is strictly increasing in z for all m, n such that $\pi_m, \pi_n > 0$ and $w_m^* < w_n^*$.

Proof. Since the incentive cost is linear in $\mathbf{q}(\omega)$ and the monitoring cost is convex in $\mathbf{q}(\omega)$ for all $\omega \in \Omega$, it is without loss to consider $\mathbf{q} : Z(\Omega) \rightarrow \Delta^K$ and $0 = w_1 < w_2 < \dots$. Further, we must have that $\pi_1 > 0$, because otherwise the principal can reduce all w_n 's by the same amount and save the incentive cost.

Differentiating the principal's objective function with respect to $\mathbf{q}(z)$, we obtain that for all $n \geq 2$ such that $\pi_n > 0$,

$$-w_n + \lambda u(w_n) z = \mu \left[\log \frac{q_n(z)}{q_1(z)} - \log \frac{\pi_n}{\pi_1} \right], \quad (\text{B.9})$$

where $\lambda > 0$ denotes the Lagrange multiplier of the (IC) constraint. Part (ii) then follows from the fact that the left-hand side of (B.9) is strictly increasing in z .

Define

$$W(\mathbf{q}) = \min_{\{w_n\}} \sum_n \pi_n w_n \text{ s.t. (IC) and (LL).}$$

By now, it should be familiar to the reader that (1) $W(\mathbf{q})$ exists if and only if $z_m \neq z_n$ for some m, n such that $\pi_m, \pi_n > 0$, and that (2) $W(\mathbf{q})$ is continuous in \mathbf{q} . The principal's problem is then:

$$\min_{\mathbf{q} : \Omega \rightarrow \Delta^K} W(\mathbf{q}) + \mu \cdot H(\mathbf{q}, 1).$$

A casual inspection of (B.9) reveals that any solution to this problem must be continuously differentiable in z . Thus define

$$\mathcal{F} = \{ \mathbf{q} : \Omega \rightarrow \Delta^K \text{ that is continuously differentiable} \},$$

and rewrite the principal's problem as follows:

$$\min_{\mathbf{q} \in \mathcal{F}} W(\mathbf{q}) + \mu \cdot H(\mathbf{q}, 1).$$

To prove existence of solutions, notice that

$$\inf_{\mathbf{q} \in \mathcal{F}} W(\mathbf{q}) + \mu \cdot H(\mathbf{q}, 1)$$

is a finite number, hereinafter denoted by C . Let $\{\mathbf{q}^k\}$ be a sequence in \mathcal{F} such that $\lim_{k \rightarrow \infty} W(\mathbf{q}^k) + \mu \cdot H(\mathbf{q}^k, 1) = C$. Clearly, \mathbf{q}^k is uniformly bounded for all k , and the family $\{\mathbf{q}^k\}$ is equicontinuous by Assumption 3 and the fact that $\mathbf{q}^k \in \mathcal{F}$ for all k . Thus, a subsequence of $\{\mathbf{q}^k\}$ converges uniformly to some \mathbf{q}^∞ by Helly's selection theorem, and $W(\mathbf{q}^\infty) + \mu \cdot H(\mathbf{q}^\infty, 1) = C$ by continuity. \square

References

- ALCHIAN, A., AND H. DEMSETZ (1972): "Production, Information Costs, and Economic Organization," *American Economic Review*, 62(5), 777-795.
- BAIMAN, S., AND J. DEMSKI (1980): "Economically Optimal Performance Evaluation and Control Systems," *Journal of Accounting Research*, 18(S), 184-220.
- BANKER, R., AND S. DATAR (1989): "Sensitivity, Precision and Linear Aggregation of Signals for Performance Evaluation," *Journal of Accounting Research*, 27(1), 21-39.
- BERGEMANN, D., AND S. MORRIS (2017): "Information Design: A Unifying Perspective," *Cowles Foundation Working Paper*.
- BLACKWELL, D. (1953): "Equivalent Comparisons of Experiments," *Annals of Mathematical Statistics*, 24, 265-272.
- BLOOM, N., AND J. VAN REENEN (2006): "Measuring and Explaining Management Practices Across Firms and Countries," *Centre for Economic Performance Discussion Paper*, No. 716.
- (2007): "Measuring and Explaining Management Practices Across Firms and Countries," *Quarterly Journal of Economics*, 122(4): 1351-1408.
- (2010): "Why Do Management Practices Differ Across Countries?," *Journal of Economic Perspectives*, 24(1), 203-224.
- BLOOM, N., R. SADUN, AND J. VAN REENEN (2012): "Americans Do IT Better: U.S. Multinationals and the Productivity Miracle," *American Economic Review*, 102(1), 167-201.

- BLOOM, N., B. EIFERT, A. MAHAJAN, D. MCKENZIE, AND J. ROBERTS (2013): “Does Management Matter? Evidence From India,” *Quarterly Journal of Economics*, 128(1), 151.
- COVER, T. M., AND J. A. THOMAS (2006): *Elements of Information Theory*. Hoboken, NJ: John Wiley & Sons, 2nd ed.
- CRÉMER J., L. GARICANO, AND A. PRAT (2007): “Language and the Theory of the Firm,” *Quarterly Journal of Economics*, 122(1), 373-407.
- DILMÉ, F. (2017): “Optimal Languages,” *Working Paper*, University of Bonn.
- DYE, R. (1985): “Costly Contract Contingencies,” *International Economic Review*, 26(1), 233-250.
- (1986): “Optimal Monitoring Policies in Agencies,” *The Rand Journal of Economics*, 17(3), 339-350.
- EWENSTEIN, B., B. HANCOCK, AND A. KOMM (2016): “Ahead of the Curve: The Future of Performance Management,” *McKinsey Quarterly*, May.
- GREEN, J. R. AND N. L. STOKEY (1983): “A Comparison of Tournaments and Contracts,” *Journal of Political Economy*, 91(3), 349-364.
- GROSSMAN, S., AND O. HART (1983): “An Analysis of the Principal-Agent Problem,” *Econometrica*, 51(1), 7-45.
- GROVES, P., B. KAYYALI, D. KNOTT AND S. VAN KUIKEN (2013): “The ‘Big Data’ Revolution in Healthcare,” *McKinsey & Company*, January.
- HOLMSTRÖM, B. (1979): “Moral Hazard and Observability,” *The Bell Journal of Economics*, 10(1), 74-91.
- (1982): “Moral Hazard in Teams,” *The Bell Journal of Economics*, 13(2), 324-340.
- HOLMSTRÖM, B., AND P. MILGROM (1991): “Multitask Principal-Agent Analyses: Incentive Contracts, Asset Ownership, and Job Design,” *Journal of Law, Economics, and Organization*, 7(S), 24-52.

- HOOK, B., A. JENKINS, AND M. FOOT (2011): *Introducing Human Resource Management*. Pearson, 6th ed.
- JÄGER, G., L. METZGER, AND F. RIEDEL (2011): “Voronoi Languages: Equilibria in Cheap-Talk Games with High-Dimensional Signals and Few Signals,” *Games and Economic Behavior*, 73, 517-537.
- KAPLAN, E. (2015): “The Spy Who Fired Me: The Human Costs of Workplace Monitoring,” *Harper’s Magazine*, March.
- KIM, S. K. (1995): “Efficiency of an Information System in an Agency Model,” *Econometrica*, 63(1), 89-102.
- LAZEAR, E., AND S. ROSEN (1981): “Rank-Order Tournaments as Optimal Labor Contracts,” *Journal of Political Economy*, 89(5), 841-864.
- MAĆKOWIAK, B., AND M. WIEDERHOLT (2009): “Optimal Sticky Prices under Rational Inattention,” *American Economic Review*, 99(3), 769-803.
- MARTIN, D. (2017): “Strategic Pricing with Rational Inattention to Quality,” *Games and Economic Behavior*, 104, 131-145.
- MATÉJKA, F., AND A. MCKAY (2012): “Simple Market Equilibria with Rationally Inattentive Consumers,” *American Economic Review: Papers and Proceedings*, 102(3), 24-29.
- MOOKHERJEE, D. (1984): “Optimal Incentive Schemes with Many Agents,” *Review of Economic Studies*, LI, 433-446.
- MURFF, H., F. FITZHENRY, M. MATHENY, K. KOTTER, K. CRIMIN, R. DITTUS, A. ROSEN, P. ELKIN, S. BROWN (2011): “Automated Identification of Postoperative Complications Within an Electronic Medical Record Using Natural Language Processing,” *Journal of American Medical Association*, 306(8), 848-855.
- RAVID, D. (2017): “Bargaining with Rational Inattention,” *Working Paper*, University of Chicago.
- SAINT-PAUL, G. (2011): “A “Quantized” Approach to Rational Inattention,” *Working Paper*, Toulouse School of Economics.

- SHANNON, C. (1948): “A Mathematical Theory of Communication,” *Bell Labs Technical Journal*, 27(3), 379-423.
- SIMS, C. (1998): “Stickiness,” *Carnegie-Rochester Conference Series on Public Policy*, 49(1), 317-356.
- (2003): “Implications of Rational Inattention,” *Journal of Monetary Economics*, 50(3), 665-690.
- SINGER, N. (2013): “In a Mood? Call Center Agents Can Tell,” *New York Times*, October 12.
- SOBEL, J. (2015): “Broad Terms and Organizational Codes,” *Working Paper*, UCSD.
- WOODFORD, M. (2009): “Information-Constrained State-Dependent Pricing,” *Journal of Monetary Economics*, 56(S1), S100-S124.
- YANG, M. (2015): “Optimality of Debt under Flexible Information Acquisition,” *Working Paper*, Fuqua Business School.