

# The Interpretation of Linear Prediction by Interpolation Framework and Several following Results

Changcun Huang

**Abstract**—This paper gives a general interpretation of Linear Prediction (LP) by interpolation framework different from the perspective of statistics. This interpretation is proved to be useful by several following results, such as: The mechanism of widely used least square estimation of LP coefficients can be explained more intuitively. In data modeling, LP coefficients cannot distinguish signals spanned by the same interpolation bases. Two new general LP constructive methods instead of least square estimation are presented with their upper bounds of approximation error and some properties given; one is based on DCT-1 and the other is based on difference operator. We also establish the relationship between LP and Taylor series.

**Index Terms**—Linear prediction; Interpolation framework; Interpolation basis; LP constructive methods; DCT-1; Difference operator.

## I. INTRODUCTION

Linear prediction had long been widely used in speech analysis, geophysics and neurophysics even until 1975 [1]. Two-dimensional LP is a fundamental image model [2] contributing to many useful image processing algorithms, such as image restoration [3]. LP is also one of the most important methods of time series analysis [4]. It is very impressive to see the effect of LP's signal representation in engineering. However, nearly all the theoretical descriptions such as [5] of LP are based on Kolmogorov [6] or Winer [7]'s work, which are based on the statistical background.

This paper tries to interpret LP by interpolation framework different from the perspective of statistics and is organized as follows: In Section II, We first give the equivalent analytical form of real signals that LP can represent and then introduce the interpolation framework. Section III explains LP's approximation ability to arbitrary signals by least square estimation. Two general constructive methods are presented in Section IV. Finally, the conclusion is in Section V.

## II. INTERPOLATION FRAMEWORK

### A. Analytical form of LP represented signals

Textbooks about combinatorial mathematics or time series analysis such as [8], [9] usually discuss the homogeneous linear difference equation, in which it shows that several kinds of signals (for example, sequences of the exponential sum and trigonometric sum) are the solutions; hence the focus is solving difference equation. The results presented following are conversely deduced from those conclusions; though trivial, they are the bases of the discussions of the whole paper, by which the interpolation framework is introduced.

**Definition.** We denote a sequence of data points by  $f_n$  or  $f(n)$ , which is also referred to as “infinite-length discrete signal” when  $n$  is infinite or “finite-length discrete signal” otherwise. Unless otherwise stated, we'll not consider the trivial case when  $f_n$  is a constant sequence.

**Lemma 1.** Let

$$f_n = b_0 + \sum_{k=1}^{p_1} (b_k \cos(n\theta_k) + c_k \sin(n\theta_k)) \quad (1)$$

be a sequence of any trigonometric sum, where  $b_0, b_k, c_k$  and  $\theta_k$  are real numbers and  $\theta_k \neq 0, \pi/2$ . Then  $f_n$  can be expressed in LP recurrence form:

$$f_n = \sum_{k=1}^p a_k f_{n-k}. \quad (2)$$

The LP coefficient  $a_k$  in (2) is corresponding to the coefficient of polynomial equation

$$(r-1)^q \prod_{k=1}^{p_1} ((r-r_k)(r-\bar{r}_k)) = 0, \quad (3)$$

where  $r_k = \cos(\theta_k) + i\sin(\theta_k)$ ,  $\bar{r}_k$  is the complex conjugate of  $r_k$ , and

$$q = \begin{cases} 1, & \text{if } b_0 \neq 0 \\ 0, & \text{if } b_0 = 0 \end{cases}. \quad (4)$$

The LP order  $p = 2p_1 + q$ . Denote the expanded form of (3) by  $r^p + a'_1 r^{p-1} + \dots + a'_p = 0$ , and then  $a_k = -a'_k$  for  $k = 1, 2, \dots, p$ .

**Proof:** This lemma is simply a converse of the characteristic polynomial theory of homogeneous linear difference equations [8]. (3) can be considered as the characteristic polynomial of difference equation (2) whose solution is

$$\hat{f}_n = d_0 + \sum_{k=1}^{p_1} (d_k r_k^n + d'_k \bar{r}_k^n). \quad (5)$$

In order to make  $\hat{f}_n$  be real number,  $d_0$  should be real and  $d'_k$  should be the complex conjugate of  $d_k$ , i.e.,  $d'_k = \bar{d}_k$ . We just need to let  $d_k = \frac{1}{2}b_k - \frac{1}{2}c_k i$  and  $d_0 = b_0$ , then one of solutions of LP recurrence (2) is the given trigonometric sum (1). ■

**Remark.** In Lemma 1, the LP recurrence (2) is constructed from  $\cos(n\theta_k)$ ,  $\sin(n\theta_k)$  and 1, which can represent (1) with arbitrary weights of  $b_0, b_k$  and  $c_k$ . The concrete signal

represented by (2) with fixed weights of (1) should be further determined by assigning  $p$  initial values to the iteration. Similarly, this conclusion applies to the following cases.

**Lemma 2.** Any polynomial sequence

$$f_n = b_0 + b_1 n + \cdots + b_k n^k, \quad (6)$$

where  $k$  is the polynomial degree and  $b_i$  is real for  $i = 0, 1, \dots, k$ , can be iterated by LP, which is constructed via characteristic polynomial equation  $(r - 1)^{k+1} = 0$ . The LP order  $p = k + 1$ .

*Proof:* The proof is the case when the characteristic polynomial of a difference equation has only one root of 1 with repeated times  $k + 1$ . The solution of this kind difference equation is  $\hat{f}_n = d_0 + d_1 n + \cdots + d_k n^k$ . Just letting  $d_i = b_i$ , one of the solutions of the constructed LP is  $f_n$ . ■

**Lemma 3.** LP can express the sequence of exponential sum

$$f_n = b_0 q_0^n + b_1 q_1^n + \cdots + b_{N-1} q_{N-1}^n, \quad (7)$$

where  $b_i$  and  $q_i$  are real and  $q_i \neq q_j$  if  $i \neq j$ , for  $i, j = 0, 1, \dots, N - 1$ . The LP coefficients are derived from characteristic polynomial equation  $\prod_{k=0}^{N-1} (r - r_k) = 0$ , where  $r_k = q_k$ . The LP order  $p = N$ .

*Proof:* This case refers to the characteristic polynomials with distinct real roots without repeating. Others are similar. ■

Each preceding lemma represents a general kind of signal that is very common to us, which is one of the reasons that we present them separately. The unified conclusion is:

**Lemma 4.** Let

$$f_n = b_0 + \sum_{i=1}^{p_1} \sum_{k=0}^{e_i-1} (b_{i_k} n^k \rho_i^n \cos(n\theta_i) + c_{i_k} n^k \rho_i^n \sin(n\theta_i)), \quad (8)$$

where  $b_0, b_{i_k}, c_{i_k}, \rho_i$  and  $\theta_i$  are real numbers. Then (8) can be represented by LP.

If  $\theta_i = 0$  or  $\pi/2$  for all  $i$ , LP is constructed by characteristic polynomial equation  $\prod_{i=1}^{p_1} (r - r_i)^{e_i} = 0$ , where  $r_i = \rho_i$  and  $e_i$  is the repeated times of root  $r_i$ . The LP order  $p = \sum_{i=1}^{p_1} e_i$ .

If  $\theta_i \neq 0$  and  $\pi/2$  for all  $i$ , the characteristic polynomial equation is  $(r - 1)^q \prod_{i=1}^{p_1} ((r - r_i)^{e_i} (r - \bar{r}_i)^{e_i}) = 0$ , where  $r_i = \rho_i(\cos\theta_i + i\sin\theta_i)$  and  $q$  is defined as in (5). The LP order  $p = 2 \sum_{i=1}^{p_1} e_i + q$ .

If part of  $\theta_i$ 's are 0 or  $\pi/2$ , it will be the mixture of the above two cases.

*Proof:* The proof needs a conclusion of difference equations: If the characteristic polynomial equation is  $(r - r_0)^{k+1} = 0$ , then the solution is  $f_n = (b_0 + b_1 n + \cdots + b_k n^k) r_0^n$ . The left proof is similar with the above lemmas. ■

**Theorem 1.** The order  $p$  LP is equivalent to (8) in representing real signals.

*Proof:* The converse of Lemma 4 is also true by literature [9], which is that if a LP recurrence represents any real signal, the signal must be in the form of (8). ■

## B. Interpolation basis

Note that (1) of Lemma 1 is related with the common trigonometric interpolation form [10] and (6) of Lemma 2 is corresponding to the Lagrange interpolation form, where  $f_n$ 's can be considered as the discrete points of a continuous function  $f(t)$  that is obtained by interpolation methods. Similarly, it's natural to relate (8) to a more general interpolation form different from the above special cases, which can be written as

$$f(t) = b_0 + \sum_{i=1}^{p_1} \sum_{k=0}^{e_i-1} (b_{i_k} n^k \rho_i^n \cos(nt) + c_{i_k} n^k \rho_i^n \sin(nt)). \quad (9)$$

In the context of interpolation framework, we can borrow some related concepts or thoughts familiar with us, helping to understand LP. For example, given some discrete points, the constructed formula (9) by interpolation methods is usually called "interplant". Interplant gives a continuous function; however, in this paper, we only study some discrete points of the interplant iterated by LP, so somewhat a "lower level" concept is needed:

**Definition.** In (8), the arbitrary changes of  $b_0, b_{i_k}$  and  $c_{i_k}$  with fixed  $n^k \rho_i^n \cos(n\theta_i)$  or  $n^k \rho_i^n \sin(n\theta_i)$  form the real solution space of a given LP recurrence. We call  $n^k \rho^n \cos(n\theta)$  or  $n^k \rho^n \sin(n\theta)$  used in the form of (8) the interpolation basis, which can be written in the set form

$$\{n^k \rho^n \cos(n\theta), n^k \rho^n \sin(n\theta) \mid \theta, \rho \in \mathbb{R}, k \in \mathbb{Z} \text{ and } k \geq 0\}, \quad (10)$$

where  $k$  is a nonnegative integer, and  $\theta, \rho$  are arbitrary real numbers, and  $n$  is considered to be a constant when referred to this concept.

If  $f_n$  can be expressed in the form of (8), we say that  $f_n$  is spanned by its corresponding interpolation bases.

We avoid using the concept "basis" in function analysis [11] since its rigorous definition is not necessarily needed.

Under the above concept, LP recurrence is equivalent to a set of interpolation bases, while the weights of the interpolation bases can be obtained from several initial values of the recurrence.

Based on this definition and Theorem 1, we can describe an important property of LP's signal representation ability:

**Theorem 2.** LP coefficients cannot distinguish signals spanned by the same interpolation bases.

*Proof:* A set of LP coefficients yields a LP recurrence with respect to a set of interpolation bases. The same set of LP coefficients can represent all the signals spanned by the corresponding set of interpolation bases without the ability to distinguish them. ■

**Remark.** LP coefficients related features such as LPC [12] and PLP [13] are successfully applied in speech analysis, where LP is considered as a basic model or a parameterization method of speech signals for pattern recognition. However, by Theorem 2, LP method may be insufficient

sometimes when different segments of the speech signal have the same interpolation bases, which may need to be improved.

### C. Summary

We have proved that so large group of signals (including the trigonometric sum, polynomial, exponential sum and their “mixtures”) can be represented by  $LP$ . The local values of those signals have a very simple linear relation expressed by  $LP$ , though globally they may be very different and nonlinear. The intrinsic local property of those types of signals is the reason that  $LP$  can represent them. The case of arbitrary finite-length discrete signals will be investigated later.

### III. INTERPRETING LEAST SQUARE ESTIMATION OF $LP$ BY INTERPOLATION FRAMEWORK

We know that any finite-length discrete signal can be approximated by  $LP$  via least square estimation of  $LP$  coefficients, which is widely used in engineering [1]. The results of Section II cannot explain this phenomenon because those signals mentioned above are constrained to certain types. Under interpolation framework, we can give an interpretation here.

#### A. Automatic selection of interpolation bases

**Theorem 3.** *For any given finite-length discrete signal  $f_n$ , the least square estimation of order  $p$   $LP$  is equivalent to selecting the best  $p$  interpolation bases from the set of (10) to approximate  $f_n$  by minimum error. The best selection is unique once the order  $p$  is fixed.*

*Proof:* Least square estimation provides a unique optimal solution of  $LP$  coefficients  $a_k$ 's as in (2). A unique solution of  $a_k$ 's determines a unique set of interpolation bases belonging to (10) by solving a difference equation specified by  $a_k$ 's. Different sets of  $LP$  coefficients correspond to different sets of interpolation bases respectively. The  $LP$  order  $p$  is the degree of characteristic polynomial of difference equations, so that there will be  $p$  interpolation bases. ■

**Remark.** *Advantages of least square estimation: The most interesting and powerful effect of  $LP$ 's approximation by least square method is that it can select the best interpolation bases automatically from a wide range bases of (10) via arbitrary changes of parameters  $\theta$ ,  $\rho$  and  $k$ . The usual methods of interpolation or approximation generally fix the interpolation bases first and the performance is constrained to those fixed bases, such as Lagrange interpolation.*

#### B. Interpretations of $LP$ order adjusting methods

In least square estimation of  $LP$  coefficients, the  $LP$  order  $p$  must be manually determined first. Various methods were developed to choose the best  $LP$  order, nearly all of which are based on the fact that increasing the order  $p$  within certain range leads to less approximation error [1], [4]. The principle underlying this fact can be explained by Theorem 3.

According to Theorem 3, higher  $LP$  order results in more interpolation bases, which could improve the approximation

performance if data points were not modeled well by less interpolation bases. This is similar to polynomial fitting. The simplest data structure is linear, so degree one polynomial is enough; when the data structure is nonlinear, we must increase the polynomial degree to fit that. The more “complex” the data, the more interpolation bases are needed.

### IV. TWO GENERAL $LP$ CONSTRUCTIVE METHODS

Although least square method can automatically select the interpolation bases for arbitrary finite-length discrete signals, it is done implicitly by  $LP$  coefficients. Based on the results of Section II, it's natural to choose the interpolation bases directly to construct  $LP$ . In what follows, two new general constructive methods will be presented.

There's theoretical significance of the two following methods. They can establish relationships between  $LP$  and some other branches of signal processing or mathematics. The “dense” property of constructed  $LP$  in the whole set of  $LP$  may lead to standard methods to study all  $LP$ , just like using Taylor series to study all kinds of smooth functions.

They also have potential engineering applications. For example, one of the results will tell us that adjusting the  $LP$  order is not the only way to improve  $LP$ 's approximation, while increasing the sampling frequency of data points is also beneficial.

#### A. DCT method

In (1) of Lemma 1, if the coefficient  $c_k$  of  $\sin(n\theta_k)$  is zero, (1) reduces to a sequence of cosine sum, which is associated with the discrete cosine transform ( $DCT$ ) [14]. Because  $DCT$  can fit any finite-length discrete signal, a corresponding general  $LP$  constructive method follows.

**Theorem 4.** *Any sequence of  $f(n)$  for  $n = 0, 1, \dots, N-1$  can be approximated or parameterized by  $LP$  constructed through  $DCT$ -1. In constructing process, selecting the  $p$  interpolation bases with corresponding  $p$  largest absolute value weights gives the minimum upper bound of approximation error than other selections.*

*Proof:* There are four common forms of  $DCT$ , referred to as  $DCT$ -1,  $DCT$ -2,  $DCT$ -3 and  $DCT$ -4 respectively [14]. Among them,  $DCT$ -1 is most appropriate for constructing  $LP$  because we can directly make it into the form of (1) in Lemma 1.  $DCT$ -1 theory states that for any given  $N$  distinct points of  $f(n)$  there exists a unique interpolation form of cosine sum such that

$$f(n) = b_0 + \sum_{k=1}^{N-1} b_k \cos(n\theta_k), \quad (11)$$

where  $b_0$  and  $b_k$ 's are the  $DCT$ -1 of  $f(n)$ , and  $\theta_k = \frac{\pi k}{N-1}$ .

Since the number of interpolation bases of 1 and  $\cos(n\theta_k)$  for all  $k$  is  $N_I = N-1+q$ , where  $q$  is defined as in (4),  $2(N-1) + q$   $LP$  coefficients are needed to iterate  $f(n)$  according to Lemma 1. It's meaningless to do this when we want to parameterize  $f(n)$  by much less  $LP$  coefficients. However, we can select some of the interpolation bases to approximate  $f(n)$

instead of iterating it. After selecting probable interpolation bases, we can use Lemma 1 to construct  $LP$ .

We choose  $p$  of the  $N_I$  interpolation bases (may include the constant term 1 by letting  $\theta_0 = 0$ ) and let

$$\hat{f}(n) = \sum_{k=1}^p b_{\sigma(k)} \cos(n\theta_{\sigma(k)}),$$

where  $\sigma(k)$ 's are the indexes of selected interpolation bases and  $p < N_I$ . Then the mean-square approximation error is

$$\begin{aligned} E &= \frac{1}{N} \sum_{n=0}^{N-1} (f(n) - \hat{f}(n))^2 \\ &= \frac{1}{N} \sum_{n=0}^{N-1} \sum_{k=p+1}^{N_I} (b_{\sigma'(k)} \cos(n\theta_{\sigma'(k)}))^2 \\ &\leq \frac{1}{N} \sum_{n=0}^{N-1} \left( \sum_{k=p+1}^{N_I} b_{\sigma'(k)}^2 \right) = \sum_{k=p+1}^{N_I} b_{\sigma'(k)}^2, \end{aligned} \quad (12)$$

where  $\sigma'(k)$ 's are the indexes of left interpolation bases after selection. (12) indicates that the approximation error is bounded by the sum of squares of the weights with respect to the left interpolation bases. So choosing interpolation bases with largest absolute value weights gives the minimum upper bound of approximating error.

The sparsity of  $DCT$ -1, i.e., much of  $b_k$ 's and  $b_0$  in (11) are zero or close to zero, has been demonstrated in the case of Markov-1 signal, by which  $DCT$  is regarded as a qualified approximation to the  $KLT$  optimal transform [15]. The sparsity of  $DCT$  is also verified in engineering applications and successfully used in image and speech compression [14], [15]. It's feasible to choose several interpolation bases with larger absolute value weights to approximate  $f(n)$  by certain precision due to this sparsity.

According to (12), if we select more interpolation bases, the upper bound of error also becomes small. More interpolation bases cause higher  $LP$  order. This may explain some of the  $LP$  order adjusting methods. ■

**Remark.** “Dense” property of the constructed  $LP$ : We know that the set  $\mathbb{Q}$  of all rational numbers is dense in the set  $\mathbb{R}$  of all real numbers [16], which means that every real number can be approximated by rational numbers. It's a good way to study the real number by relatively “simple” rational number in terms of this dense property. We can generalize this idea to the set of all  $LP$ , though not necessarily the rigorous definition.

The set of  $LP$  constructed by  $DCT$ -1 doesn't include the signals spanned by the interpolation bases other than  $\{\cos(n\theta)\}$ . However, because the constructed  $LP$  can approximate arbitrary signals by certain precision, we may consider that the set of constructed  $LP$  is “dense” in the set of all  $LP$ ; i.e., every  $LP$  can be approximated by constructed  $LP$  to some extent.

### B. Difference operator method

The following result is associated with Lemma 2. We'll use polynomial sequence to measure arbitrary finite-length discrete

signal in terms of  $LP$  constructed by difference operator. The relationship between  $LP$  and Taylor series will be established.

**Theorem 5.** Let  $f(n)$  for  $n = 0, 1, \dots, N-1$  be equidistant sampled points of smooth function  $f(x)$  on any closed interval. Then  $f(n)$  can be approximated or parameterized by  $LP$  with any precision as  $N$  increases in the form of

$$\hat{f}_p(n) = f(n-1) + \Delta f(n-1) + \Delta^2 f(n-1) + \dots + \Delta^{p-1} f(n-1), \quad (13)$$

where  $p$  is the  $LP$  order and  $\Delta^k f(n-1)$  is the difference operator [17]

$$\Delta^k f(n-1) = \sum_{i=0}^k (-1)^i c_k^i f(n-1-i), \quad (14)$$

where  $k$  is a nonnegative integer and  $c_k^i$  is the binomial coefficient. By simple manipulation, (13) can be written as  $\hat{f}_p(n) = \sum_{k=1}^p a_k f(n-k)$ .

*Proof:* The first part of the proof is totally combinatorial. Substituting (14) into (13) and putting  $f(n-1-i)$  of the same  $i$  with different coefficient together, we have

$$\begin{aligned} \hat{f}_p(n) &= \sum_{k=0}^{p-1} c_k^0 (-1)^0 f(n-1) + \sum_{k=1}^{p-1} c_k^1 (-1)^1 f(n-2) + \\ &\quad \sum_{k=2}^{p-1} c_k^2 (-1)^2 f(n-3) + \dots + \sum_{k=p-1}^{p-1} c_k^{p-1} (-1)^{p-1} f(n-p). \end{aligned} \quad (15)$$

Because  $\sum_{k=0}^n c_k^i = c_{n+1}^{i+1}$  [8], (15) can be further simplified into

$$\begin{aligned} \hat{f}_p(n) &= c_p^1 (-1)^0 f(n-1) + c_p^2 (-1)^1 f(n-2) + \\ &\quad c_p^3 (-1)^2 f(n-3) + \dots + c_p^p (-1)^{p-1} f(n-p). \end{aligned} \quad (16)$$

Noting that

$$\begin{aligned} f(n) - \hat{f}_p(n) &= f(n) - [c_p^1 (-1)^0 f(n-1) + c_p^2 (-1)^1 f(n-2) + \\ &\quad \dots + c_p^p (-1)^{p-1} f(n-p)] \\ &= c_p^0 (-1)^0 f(n) + c_p^1 (-1)^1 f(n-1) + c_p^2 (-1)^2 f(n-2) \\ &\quad + \dots + c_p^p (-1)^p f(n-p) \\ &= \Delta^p f(n), \end{aligned}$$

so

$$f(n) = \hat{f}_p(n) + \Delta^p f(n). \quad (17)$$

(17) is the key of the proof, which shows that the difference between  $f(n)$  and the approximation of order  $p$   $LP$  constructed is the order  $p$  difference of  $f(n)$ , i.e.,  $\Delta^p f(n)$ . The difference operator  $\Delta^k f(n)$  has good properties to polynomial sequences; that is, if  $f(n)$  is derived from degree  $k-1$  polynomial, then  $\Delta^k f(n)$  will be zero [17]. The left proof is based on (17) in two cases:

Case 1: Interpolation. Of course, any sequence of  $N$  data points can be interpolated by degree  $N-1$  polynomial via Lagrange interpolation, when  $\Delta^N f(n) = 0$ ; however, this

trivial case is not our concern. What we are interested in is using fewer  $LP$  coefficients to represent  $N$  data points. So only the case that  $f(x)$  is a degree  $p-1$  polynomial satisfying  $p-1 < N-1$  is taken into consideration, when  $\Delta^p f(n) = 0$ , and therefore  $f(n)$  can be iterated by order  $p$   $LP$ . This case has been in fact mentioned in Lemma 2.

Cases 2: Approximation. If  $\Delta^p f(n)$  is nonzero for  $p-1 < N-1$  or  $p$  is not small enough for parameterization despite being Case 1,  $LP$  can be used to approximate  $f(n)$ . In this case,  $\Delta^p f(n)$  also has some good properties if  $f(x)$  is a smooth function on closed interval. The details are as follows.

The mean-square error of approximating  $f(n)$  by  $\hat{f}_p(n)$  for  $n = 0, 1, \dots, N-1$  is

$$E = \frac{1}{N} \sum_{n=0}^{N-1} (f(n) - \hat{f}_p(n))^2 = \frac{1}{N} \sum_{n=0}^{N-1} (\Delta^p f(n))^2. \quad (18)$$

We see

$$\begin{aligned} |\Delta^p f(n)| &= \left| \sum_{i=0}^p (-1)^i c_p^i f(n-i) \right| \\ &\leq \left| \sum_{i \text{ is even}}^p c_p^i f_M(n) - \sum_{i \text{ is odd}}^p c_p^i f_m(n) \right|, \end{aligned} \quad (19)$$

where  $f_M(n)$  and  $f_m(n)$  are the maximum and minimum value of  $f(n)$  within a local neighbourhood at position  $n$ , i.e.,  $f(n-i)$  for  $i = 0, 1, \dots, p$ , respectively. Since  $\sum_{i=0}^p (-1)^i c_p^i = 0$  [8], which can be written as  $\sum_{i \text{ is even}}^p c_p^i = \sum_{i \text{ is odd}}^p c_p^i = \lambda$ , we have

$$|\Delta^p f(n)| \leq \lambda(f_M(n) - f_m(n)),$$

where  $\lambda$  is a nonnegative constant determined by the order of difference operator. Letting  $\omega = \max_n \{f_M(n) - f_m(n)\}$ , then

$$|\Delta^p f(n)| \leq \lambda \omega \quad (20)$$

for all  $n = 0, 1, \dots, N-1$ . (18) and (20) imply

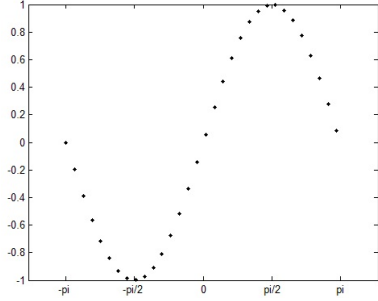
$$E \leq \lambda^2 \omega^2. \quad (21)$$

Now discuss (21). Denote the closed interval between  $n$  and  $n-p$  by  $I$ . Note that  $\omega$  is related to the modulus of continuity of smooth function  $f(x)$  on closed interval  $I$  [18], which is

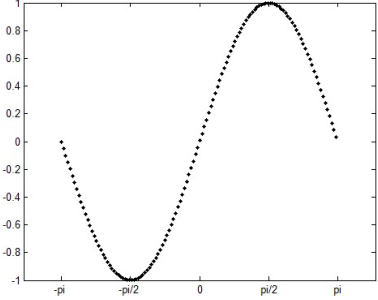
$$\omega_c(\delta; f) = \sup |f(x_1) - f(x_2)|,$$

where  $x_1 \in I$ ,  $x_2 \in I$  and  $|x_1 - x_2| \leq \delta$ . We know that  $\omega_c \rightarrow 0$  as  $\delta \rightarrow 0$  [18]. Therefore, as the length of interval  $I$  tends to zero ( $\delta \rightarrow 0$  simultaneously), the limit of  $\omega_c$  is also zero. It's obvious that  $\omega \leq \omega_c$ . Thus, if the sampling frequency is sufficiently high (i.e.,  $N$  is large enough), the length of  $I$  between  $n$  and  $n-p$  will be as short as possible, resulting in arbitrarily small value of  $\omega$ . By (21), the approximation error  $E$  can also be arbitrarily small. So  $LP$  with fixed order can approximate  $f(n)$  by any precision as  $N$  increases.

As shown in Fig.1, the increasing of  $N$  is corresponding to higher sampling frequency to continues function  $f(x)$ , which makes the neighborhood of  $p$  data points more local. ■



(a) Smaller  $N$  with larger neighborhood.



(b) Larger  $N$  with smaller neighborhood.

Fig. 1:  $N$  corresponds to the sampling frequency to continues function.

**Remark 1.** Theorem 5 tells us that even if the  $LP$  order is unchanged, we can improve the approximating performance by dealing with the original data such as increasing the sampling frequency.

**Remark 2.** Obviously, the set of constructed  $LP$  by difference operator also has the “dense” property in the set of all  $LP$ .

**Remark 3.** Distinction of the constructed  $LP$ 's representation of different signals: Since difference operator is the same for all signals, how could they be classified by this constructed  $LP$ ? The local nonlinearity of data points measured by  $LP$  order and the initial values of  $LP$  recurrence are the distinctive features. Signals derived from different degree polynomials have different  $LP$  order. If signals are from the same degree polynomial, the distinction is the set of initial values of  $LP$  recurrence. Otherwise, given the same approximation error and sampling frequency, the  $LP$  order or initial values will be distinct among different signals.

### C. Relationship to Taylor series

Theorem 5 discussed the case when the order  $p$  of  $LP$  constructed by difference operator is fixed and the number  $N$  of data points is varying. What's the effect if we fix  $N$  and change  $p$ ? Taylor series is needed to answer this question.

**Corollary 1.** For fixed  $N$ , the approximation error of  $LP$  constructed via difference operator to  $f(n)$  is determined by the smoothness of function  $f(x)$  measured by the polynomial degree of its Taylor series.

*Proof:* The trivial case is, when  $f(x)$  is a degree  $k$  polynomial, the order  $p$  LP's approximation error  $\Delta^p f(n)$  of (17) in Theorem 5 is zero for  $p \geq k + 1$ , which is the case of Lagrange interpolation.

Otherwise, if  $f(x)$  can be approximated well by degree  $k$  polynomial in terms of Taylor series on a closed interval,  $f(n)$  will be nearly data points of degree  $k$  polynomial such that  $\Delta^{k+1} f(n)$  is close to zero.  $\Delta^{k+1} f(n)$  is exactly the order  $k + 1$  LP's approximating error by (17). Thus, increasing the degree of Taylor series makes the approximation error smaller to smooth function; correspondingly, increasing of LP order yields more precise approximation to  $f(n)$ . ■

Corollary 1 has demonstrated that the Taylor series of  $f(x)$  affects the approximation error of constructed LP to  $f(n)$ . Furthermore, they are also similar in the approximating form.

We can see from (13) that current value of  $f(n)$  is approximated by its nearest point  $f(n - 1)$  adding residual from the first-order difference to higher-order difference. If  $f(n)$  is a linear sequence, order 2 LP is enough to iterate it. When  $f(n)$  is from quadratic function, order 3 LP is required. If  $f(n)$  only can be approximated instead of being iterated, higher order LP yields smaller approximation error. Thus, when  $f(n)$  is sampled from more complex nonlinear function, we should increase the LP order to iterate or approximate it.

So is Taylor series. When  $f(x)$  is a polynomial, the Taylor series of  $f(x)$  is exactly itself, just like LP's iteration of  $f(n)$ . If  $f(x)$  is not a polynomial, the residual of approximation of Taylor series is determined by the local smoothness of  $f(x)$  measured by the polynomial degree; the higher the polynomial degree, the smaller the approximation error is.

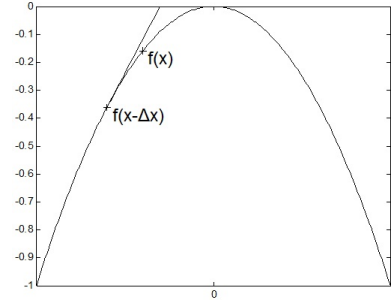
We may call this constructed LP "the discrete version of Taylor series". Fig.2 is the simplest case of this comparison. In Fig.2, (a) is the approximation to a smooth function  $f(x)$  by its differential (first-order Taylor series) and (b) is approximating  $f(n)$  by order 2 LP, which are very similar to each other.

## V. CONCLUSIONS

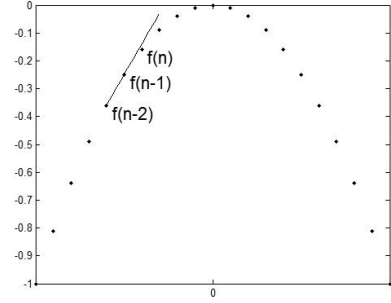
We gave a general interpretation of LP in the interpolation framework as well as several following results that are useful both in engineering and theory. This interpolation framework can help us understand LP from a new viewpoint besides the widely known statistical background. We hope that there will be more useful or interesting results discovered underlying this framework.

## REFERENCES

- [1] J. Makhoul, "Linear prediction: A tutorial review," *Proceedings of the IEEE*, 63(4): 561-580, 1975.
- [2] A. K. Jain, "Advances in mathematical models for image processing," *Proceedings of the IEEE*, 69(5): 502-528, 1981.
- [3] D. Kundur, D. Hatzinakos, "Blind image deconvolution," *IEEE signal processing magazine*, 13(3): 43-64, 1996.
- [4] M. B. Priestley, *Spectral analysis and time series*. London: Academic Press, 1981.
- [5] P. P. Vaidyanathan, *The theory of linear prediction*. Morgan & Claypool, 2008.
- [6] A. Kolmogorov, "Interpolation and extrapolation of stationary random sequences," *Bull. Acad. Sci., U.S.S.R., Ser. Math.*, VOL. 5, pp.3-14, 1941.
- [7] N. Wiener, *Extrapolation, Interpolation and Smoothing of Stationary Time Series With Engineering Applications*. Cambridge, Mass.: M.I.T. Press, 1949.



(a) Approximation to  $f(x)$  by Taylor series.



(b) Approximation to  $f(n)$  by LP.

Fig. 2: Comparison between Taylor series and LP.

- [8] S. L. Sun, Y. L. Xu, *An Introduction to Combinatorics*. Hefei: University of Science and Technology of China Press, 1999.
- [9] P. J. Brockwell, R. A. Davis, *Time Series: Theory and Methods*, 2nd ed. New York: Springer Science+Business Media, 1991.
- [10] G. Fichtenholz, *Differential and Integral Calculus*, Vol. 3. Beijing: Higher Education Press, 2006.
- [11] W. Rudin, *Functional analysis*, 2nd ed. Singapore: McGraw-Hill, Inc., 1991.
- [12] L. R. Rabiner, B. H. Juang, *Fundamentals of speech recognition*. Englewood Cliffs: Prentice Hall PTR, 1993.
- [13] H. Hermansky, "Perceptual linear predictive (PLP) analysis of speech," *the Journal of the Acoustical Society of America*, 87(4): 1738-1752, 1990.
- [14] A. V. Oppenheim, R. W. Schaffer, *Discrete-time signal processing*, 2nd ed. Prentice Hall, 1999.
- [15] K. R. Rao, P. Yip, *Discrete cosine transform: algorithms, advantages, applications*. Academic press, 1990.
- [16] R. M. Dudley, *Real Analysis and Probability*. Cambridge University Press, 2004.
- [17] S. Elaydi, *An Introduction to Difference Equations*, 3rd ed. Springer Science+Business Media, 2005.
- [18] A. Zygmund, *Trigonometric series*, 3rd ed. Cambridge University Press, 2002.