

# The Interpretation of Linear Prediction by Interpolation Framework and Two General Constructive Methods

Changcun Huang

**Abstract**—This paper gives a general interpretation of Linear Prediction (*LP*) by interpolation framework and simultaneously develops a foundation of *LP* different from the perspective of statistics. The reason of *LP*'s effectiveness, i.e., why linear weighted sum of local previous values could predict current value, is also the concern. Underlying this framework, we have the following results: For infinite-length discrete signals, several types of them can be interpolated by *LP* due to their intrinsic local properties. For arbitrary finite-length discrete signals, the widely used least square estimation of *LP* coefficients is explained. *LP*'s local property is analogous to that of Fourier series (Riemann's localization theorem). In data modeling, *LP* coefficients cannot distinguish signals spanned by the same interpolation bases. Two new general *LP* constructive methods instead of least square estimation are presented with their upper bounds of approximation error given. The two methods have both theoretical significance and potential engineering applications. One is based on *DCT-1*. The other is based on difference operator, in which *LP* is related to Taylor series. Finally, we discuss *LP*'s expressing the global property of signals by its local manner.

**Index Terms**—Linear prediction; Interpolation basis; Local property; *LP* constructive methods; *DCT-1*; Difference operator.

## I. INTRODUCTION

Linear prediction had long been widely used in speech analysis, geophysics and neurophysics even until 1975 [1]. Two-dimensional *LP* is a fundamental image model [2] contributing to many useful image processing algorithms, such as image restoration [3]. *LP* is also one of the most important methods of time series analysis [4]. It is very impressive to see the effect of *LP*'s signal representation in engineering. However, when we try to find out the reason of its effectiveness, no proper answer was given to this hypothesis: current value of signals can be represented by the linear weighted sum of past values, which is not trivial or self-evident. Nearly all the theoretical descriptions such as [5] of *LP* are based on Kolmogorov [6] or Winer [7]'s work, but they are the statistical applications of that hypothesis without explaining why it holds.

As the origin of *LP*, although Yule [8]'s way is clear by the algebraic property of sine functions, he only discussed several concrete examples and the proof is too complicated to be generalized to other trigonometric sums, let alone arbitrary non-trigonometric signals.

In causal system of signal processing, "system" plays the role of summing the weighted past values to produce the

current value:

$$x[n] = \sum_{m=1}^p x[n-m]h[m], \quad (1)$$

where  $x[n]$  is the signal to be modeled and  $h[m]$  represents the effect of the system. Under certain physical background such as electrical circuits [9], (1) may be understood reasonably analogous to the effect of *PSF* in optics, but they are only a small part of signals that can be modeled by *LP*. In fact, any finite-length discrete signal can be fitted or parameterized by *LP* mathematically no matter what its physical background is. For example, *LP* is applied in mathematical finance in terms of time series analysis; however, the reason why it works in this area cannot be explained as in electrical circuits.

This paper tries to interpret *LP* by interpolation framework different from statistical background, through which there's an answer to the above question. New constructive methods, several basic properties and the relations to some other branches of signal processing or mathematics can also be derived from this framework.

The rest of the paper is organized as follows. In Section II, we'll give the types of signals that *LP* can interpolate and discuss their local properties. Section III explains *LP*'s approximation ability to arbitrary signals by least square estimation. Two general constructive methods are presented in Section IV. Section V is the discussion of *LP*'s expressing the local and global property of signals. Finally, the conclusion is in Section VI.

## II. SIGNALS INTERPOLATED AND LOCAL PROPERTY

### A. Types of signals

Yule [8] discovered the fact that the trigonometric sequence  $u_i = \sin(2\pi(t+\tau+ih)/T)$  for  $i = 0, 1, 2$  can be expressed by *LP* recurrence  $u_2 = au_1 - u_0$ . The sum of two sine functions of different periods was also mentioned. Yule's result may lead to the conjecture that any sequence of trigonometric sums has this relation with *LP*; however, his method is difficult to be generalized. We'll give a proof here in Lemma 1.

Textbooks about combinatorial mathematics or time series analysis such as [10], [11] usually discuss the homogeneous linear difference equation, in which it shows that several kinds of signals (for example, sequences of the exponential sum and trigonometric sum) are the solutions; hence the focus is solving difference equation. The results presented following are conversely deduced from those conclusions. The aim is

to indicate that given certain type of signals, there will be a corresponding LP recurrence constructed. Although the proof is trivial, what we emphasize are the interpolation context and the local property represented by LP of a large group of signals.

**Definition.** Let  $f_n$  or  $f(n)$  be a sequence of data points, which is also referred to as “infinite-length discrete signal” when  $n$  is infinite or “finite-length discrete signal” otherwise. If  $f_n$  can be iterated by a LP recurrence, then we say that  $f_n$  is interpolated by LP or that LP interpolates  $f_n$ .

Unless otherwise stated, we'll not consider the trivial case when  $f_n$  is a constant sequence.

**Lemma 1.** Let

$$f_n = b_0 + \sum_{k=1}^{p_1} (b_k \cos(n\theta_k) + c_k \sin(n\theta_k)) \quad (2)$$

be a sequence of any trigonometric sum, where  $b_0, b_k, c_k$  and  $\theta_k$  are real numbers and  $\theta_k \neq 0, \pi/2$ . Then  $f_n$  can be expressed in LP recurrence form:

$$f_n = \sum_{k=1}^p a_k f_{n-k}. \quad (3)$$

The LP coefficient  $a_k$  in (3) is corresponding to the coefficient of polynomial equation

$$(r-1)^q \prod_{k=1}^{p_1} ((r-r_k)(r-\bar{r}_k)) = 0, \quad (4)$$

where  $r_k = \cos(\theta_k) + i \sin(\theta_k)$ ,  $\bar{r}_k$  is the complex conjugate of  $r_k$ , and

$$q = \begin{cases} 1, & \text{if } b_0 \neq 0 \\ 0, & \text{if } b_0 = 0 \end{cases}. \quad (5)$$

The LP order  $p = 2p_1 + q$ . Denote the expanded form of (4) by  $r^p + a'_1 r^{p-1} + \dots + a'_p = 0$ , and then  $a_k = -a'_k$  for  $k = 1, 2, \dots, p$ .

*Proof:* This lemma is simply a converse of the characteristic polynomial theory of homogeneous linear difference equations [10]. (4) can be considered as the characteristic polynomial of difference equation (3) whose solution is

$$\hat{f}_n = d_0 + \sum_{k=1}^{p_1} (d_k r_k^n + d'_k \bar{r}_k^n). \quad (6)$$

In order to make  $\hat{f}_n$  be real number,  $d_0$  should be real and  $d'_k$  should be the complex conjugate of  $d_k$ , i.e.,  $d'_k = \bar{d}_k$ . We just need to let  $d_k = \frac{1}{2}b_k - \frac{1}{2}c_k i$  and  $d_0 = b_0$ , then one of solutions of LP recurrence (3) is the given trigonometric sum (2).

It seems to be cumbersome in the notation  $q$  of (5) and its related descriptions, which will occur for several times in this paper. However, if we combine the constant term  $b_0$  of (2) into  $b_k \cos(n\theta_k)$  (or  $c_k \sin(n\theta_k)$ ) by making  $\theta_k = 0$  (or  $\theta_k = \pi/2$ ), since the complex conjugate of a real number is itself, there will be a factor  $(r-1)^m$  in (4), where  $m \geq 2$ ; by the solution of difference equations, this factor in (4) will

result in a polynomial term (with degree  $m-1$ ) in (2), which is not the signal we discuss in this lemma. ■

**Remark.** In Lemma 1, the LP recurrence (3) is constructed from  $\cos(n\theta_k)$ ,  $\sin(n\theta_k)$  and 1, which can interpolate (2) with arbitrary weights of  $b_0, b_k$  and  $c_k$ . The concrete signal represented by (3) with fixed weights should be further determined by assigning  $p$  initial values to the iteration. This conclusion also applies to the following cases similarly.

**Lemma 2.** Any polynomial sequence

$$f_n = b_0 + b_1 n + \dots + b_k n^k, \quad (7)$$

where  $k$  is the polynomial degree and  $b_i$  is real for  $i = 0, 1, \dots, k$ , can be interpolated by LP, which is constructed via characteristic polynomial equation  $(r-1)^{k+1} = 0$ . The LP order  $p = k+1$ .

*Proof:* The proof is the case when the characteristic polynomial of a difference equation has only one root of 1 with repeated times  $k+1$ . The solution of this kind difference equation is  $\hat{f}_n = d_0 + d_1 n + \dots + d_k n^k$ . Just letting  $d_i = b_i$ , one of the solutions of the constructed LP is  $f_n$ . ■

**Lemma 3.** LP can interpolate the sequence of exponential sum

$$f_n = b_0 q_0^n + b_1 q_1^n + \dots + b_{N-1} q_{N-1}^n,$$

where  $b_i$  and  $q_i$  are real and  $q_i \neq q_j$  if  $i \neq j$ , for  $i, j = 0, 1, \dots, N-1$ . The LP coefficients are derived from characteristic polynomial equation  $\prod_{k=0}^{N-1} (r-r_k) = 0$ , where  $r_k = q_k$ . The LP order  $p = N$ .

*Proof:* This case refers to the characteristic polynomials with distinct real roots without repeating. Others are similar. ■

Each preceding lemma represents a general kind of signal that is very common to us, which is the reason that we present them separately. The unified conclusion is:

**Theorem 1.** Let

$$g_i = \sum_{k=0}^{e_i-1} (b_{i_k} n^k \rho_i^n \cos(n\theta_i) + c_{i_k} n^k \rho_i^n \sin(n\theta_i)) \quad (8)$$

and

$$f_n = b_0 + \sum_{i=1}^{p_1} g_i, \quad (9)$$

where  $b_0, b_{i_k}, c_{i_k}, \rho_i$  and  $\theta_i$  are real numbers. Then (9) can be interpolated by LP.

If  $\theta_i = 0$  or  $\pi/2$  for all  $i$ , LP is constructed by characteristic polynomial equation  $\prod_{i=1}^{p_1} (r-r_i)^{e_i} = 0$ , where  $r_i = \rho_i$  and  $e_i$  is the repeated times of root  $r_i$ . The LP order  $p = \sum_{i=1}^{p_1} e_i$ .

If  $\theta_i \neq 0$  and  $\pi/2$  for all  $i$ , the characteristic polynomial equation is  $(r-1)^q \prod_{i=1}^{p_1} ((r-r_i)^{e_i} (r-\bar{r}_i)^{e_i}) = 0$ , where  $r_i = \rho_i (\cos\theta_i + i \sin\theta_i)$  and  $q$  is defined as in (5). The LP order  $p = 2 \sum_{i=1}^{p_1} e_i + q$ .

If part of  $\theta_i$ 's are 0 or  $\pi/2$ , it will be the mixture of the above two cases.

*Proof:* The proof needs a conclusion of difference equations: If the characteristic polynomial equation is  $(r - r_0)^{k+1} = 0$ , then the solution is  $f_n = (b_0 + b_1 n + \dots + b_k n^k) r_0^n$ . The left proof is similar with the above lemmas. ■

**Remark.** The converse of Theorem 1 is also true [11], which is that if LP recurrence represents any real signal, the signal must be in the form of (9).

### B. Interpolation basis

Note that (2) of Lemma 1 is the common trigonometric interpolation form [12] and (7) of Lemma 2 is the Lagrange interpolation form. Since LP can produce signals of (2) and (7), that's why we use the term "interpolation framework" to discuss LP.

**Definition.** In (8) and (9), the arbitrary changes of  $b_0$ ,  $b_{i_k}$  and  $c_{i_k}$  with fixed  $n^k \rho_i^n \cos(n\theta_i)$  or  $n^k \rho_i^n \sin(n\theta_i)$  form the real solution space of a given LP recurrence. We call  $n^k \rho^n \cos(n\theta)$  or  $n^k \rho^n \sin(n\theta)$  generalized from (9) the interpolation basis, which can be written in the set form

$$\{n^k \rho^n \cos(n\theta), n^k \rho^n \sin(n\theta)\}, \quad (10)$$

where  $n$ ,  $k$  are nonnegative integers, and  $\theta$ ,  $\rho$  are arbitrary real numbers.

Theorem 1 with its remark and the remark of Lemma 1 suggest that the LP recurrence is equivalent to a set of interpolation bases, while the weights of interpolation bases can be obtained from several initial values of the recurrence.

Based on this definition and Theorem 1, we can describe an important property of LP's signal representation ability.

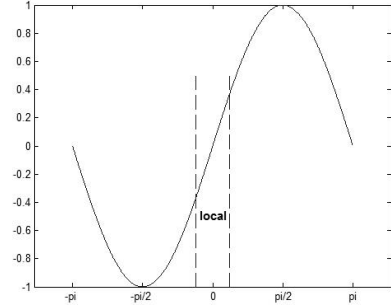
**Corollary 1.** LP coefficients cannot distinguish signals spanned by the same interpolation bases from (10).

*Proof:* A certain group of LP coefficients yields a LP recurrence, with the corresponding set of interpolation bases. The same group of LP coefficients can represent all the signals spanned by those interpolation bases without the ability of distinguishing them. ■

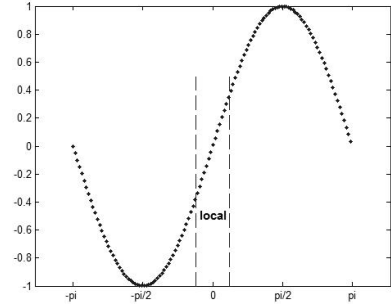
**Remark.** LP coefficients related features such as LPC [13] and PLP [14] are successfully applied in speech analysis, where LP is considered as a basic model or a parameterization method of speech signals for pattern recognition. However, by Corollary 1, LP method may be insufficient sometimes when different segments of the speech signal have the same interpolation bases from (10), which may need to be improved.

### C. Why is LP effective for interpolated signals?

It's surprising to see that so large group of signals (including the trigonometric sum, polynomial, exponential sum and their "mixtures") can be interpolated by LP. The local values of those signals have a very simple linear relation expressed by LP, though globally they may be very different and nonlinear. The intrinsic local property of those types of signals is the reason that LP can interpolate them.



(a) Local property of Fourier series of a continuous function.



(b) LP's Local property of a discrete signal.

Fig. 1: Local property of Fourier series and LP.

The results are not trivial if we want to deduce them from the signal itself, which is the difficulty of generalizing Yule [8]'s original work without the help of difference equation theory.

### D. Analogous to local property of Fourier series

LP is the local property of  $f_n$  since very limited past values of the neighborhood are required to predict the current value, and is somewhat a global property as well because this local recurrence satisfies everywhere of  $f_n$ .

There exists a similar property in Fourier series. Riemann's localization theorem [12], [15] tells us that: the coefficients of Fourier series  $b_0 + \sum_{n=1}^{+\infty} b_n \cos(nx) + \sum_{n=1}^{+\infty} c_n \sin(nx)$  used to approximate function  $f(x)$  are locally determined by the values of  $f(x)$  of small neighborhood. Meanwhile, on the whole interval of  $x$ , local neighborhood values of  $f(x)$  produce the same Fourier coefficients just like a kind of global property.

Compared to LP, Riemann's localization theorem deals with continues function; however, both of them are related with the trigonometric sum. Furthermore, when  $\rho \neq 1$  or  $k \neq 0$  in (10), LP can be additionally applied to signals spanned by other interpolation bases besides trigonometric case. So LP may be thought of as "the discrete and extended version of Riemann's localization theorem".

Fig.1(a) shows the local property of a continues function, while Fig.1(b) is that of a discrete signal; they are corresponding to Riemann's localization theorem and LP respectively.

### E. Summary

We proved that a wide range of infinite-length discrete signals can be interpolated by  $LP$  due to their intrinsic local properties. The case of arbitrary finite-length discrete signals will be investigated later.

## III. INTERPRETING LEAST SQUARE ESTIMATION OF $LP$ BY INTERPOLATION

We know that any finite-length discrete signal can be approximated by  $LP$  via least square estimation of  $LP$  coefficients, which is widely used in engineering [1]. The results of Section II cannot explain this phenomenon because signals that  $LP$  interpolates are constrained to certain types. Under interpolation framework, we'll give an interpretation here.

### A. Interpolation bases selection

**Theorem 2.** *For any given finite-length discrete signal  $f_n$ , the least square estimation of order  $p$   $LP$  is equivalent to selecting the best  $p$  interpolation bases from the set of (10) to approximate  $f_n$  by minimum error. The best selection is unique once the order  $p$  is fixed.*

*Proof:* Least square estimation provides a unique optimal solution of  $LP$  coefficients  $a_k$ 's as in (3). A unique solution of  $a_k$ 's determines a unique set of interpolation bases belonging to (10) by solving a difference equation specified by  $a_k$ 's. Different groups of  $LP$  coefficients correspond to different sets of interpolation bases. The  $LP$  order  $p$  is the degree of characteristic polynomial of difference equations, so that there will be  $p$  interpolation bases in the form of (10). ■

**Remark.** *Advantages of least square estimation: The most interesting and powerful effect of  $LP$ 's approximation by least square method is that it can select the best interpolation bases automatically from a wide range bases of (10) via arbitrary changes of parameters  $\theta$ ,  $\rho$  and  $k$ . The usual methods of interpolation or approximation generally fix the interpolation bases first and the performance is constrained to those fixed bases, such as Lagrange interpolation.*

### B. Interpretations of $LP$ order adjusting methods

In least square estimation of  $LP$  coefficients, the  $LP$  order  $p$  must be manually determined first. Various methods were developed to choose the best  $LP$  order, nearly all of which are based on the fact that increasing the order  $p$  within certain range leads to less approximation error [1], [4]. The principle underlying this fact can be explained by Theorem 2.

According to Theorem 2, higher  $LP$  order results in more interpolation bases, which could improve the approximation performance if data points were not modeled well by less interpolation bases. This is similar to polynomial fitting. The simplest data structure is linear, so degree one polynomial is enough. When the data structure is nonlinear, we must increase the polynomial degree to fit that. The more complex the data, the more interpolation bases are needed.

### C. Why is $LP$ effective for approximated signals?

We have discussed the case of interpolated signals in Section II and the reason is their intrinsic local properties. By Theorem 2, the least square estimation of  $LP$  is equivalent to selecting the best interpolated signal to approximate arbitrary signal. So the local property represented by  $LP$  of the approximated signal is in fact the property of its chosen interpolated signal. The smaller the  $LP$  approximation error is, the more similar between the two kinds of signals.

## IV. TWO GENERAL $LP$ CONSTRUCTIVE METHODS

Although least square method can automatically select the interpolation bases for arbitrary finite-length discrete signals, it is done implicitly by  $LP$  coefficients. Based on the results of Section II, it's natural to choose the interpolation bases directly to construct  $LP$ . In what follows, two new general constructive methods will be presented.

There's theoretical significance of the two following methods. For instance, they can establish relationships between  $LP$  and some other branches of signal processing or mathematics, giving new understanding of these related mathematical phenomena; The "dense" property of constructed  $LP$  in the whole set of  $LP$  may lead to standard methods to study all  $LP$ , just like using Taylor series to study all kinds of smooth functions. They are the components of  $LP$ 's basic knowledge.

They also have potential engineering applications. For example, one of the results will tell us that adjusting the  $LP$  order is not the only way to improve  $LP$ 's approximation, while increasing the sampling frequency of data points is also beneficial.

### A. DCT interpolation method

In (2) of Lemma 1, if the coefficient  $c_k$  of  $\sin(n\theta_k)$  is zero, (2) reduces to a sequence of cosine sum, which is associated with the discrete cosine transform ( $DCT$ ) [16]. Because  $DCT$  can interpolate any finite-length discrete signal, a corresponding  $LP$  general constructive method follows.

**Theorem 3.** *Any sequence of  $f(n)$  for  $n = 0, 1, \dots, N-1$  can be approximated or parameterized by  $LP$  constructed through  $DCT-1$ . In constructing process, selecting the  $p$  interpolation bases with corresponding  $p$  largest absolute value weights gives the minimum upper bound of approximation error than other selections.*

*Proof:* There are four common forms of  $DCT$ , referred to as  $DCT-1$ ,  $DCT-2$ ,  $DCT-3$  and  $DCT-4$  respectively [16]. Among them,  $DCT-1$  is most appropriate for constructing  $LP$  because we can directly make it into the form of (2) in Lemma 1.  $DCT-1$  theory states that for any given  $N$  distinct points of  $f(n)$  there exists a unique cosine sum interpolation such that

$$f(n) = b_0 + \sum_{k=1}^{N-1} b_k \cos(n\theta_k), \quad (11)$$

where  $b_0$  and  $b_k$ 's are the  $DCT-1$  of  $f(n)$ , and  $\theta_k = \frac{\pi k}{N-1}$ . Since the number of interpolation bases of 1 and  $\cos(n\theta_k)$  for all  $k$  is  $N_I = N - 1 + q$ , where  $q$  is defined as in

(5),  $2(N - 1) + q$   $LP$  coefficients are needed to interpolate  $f(n)$  according to Lemma 1. It's meaningless to do this when we want to parameterize  $f(n)$  by much less  $LP$  coefficients. However, we can select some of the interpolation bases to approximate  $f(n)$  instead of interpolating it. After selecting probable interpolation bases, we can use Lemma 1 to construct  $LP$ .

We choose  $p$  of the  $N_I$  interpolation bases (may include the constant term 1 by letting  $\theta_0 = 0$ ) and let

$$\hat{f}(n) = \sum_{k=1}^p b_{\sigma(k)} \cos(n\theta_{\sigma(k)}),$$

where  $\sigma(k)$ 's are the indexes of selected interpolation bases and  $p < N_I$ . Then the mean-square approximation error is

$$\begin{aligned} E &= \frac{1}{N} \sum_{n=0}^{N-1} (f(n) - \hat{f}(n))^2 \\ &= \frac{1}{N} \sum_{n=0}^{N-1} \sum_{k=p+1}^{N_I} (b_{\sigma'(k)} \cos(n\theta_{\sigma'(k)}))^2 \\ &\leq \frac{1}{N} \sum_{n=0}^{N-1} \left( \sum_{k=p+1}^{N_I} b_{\sigma'(k)}^2 \right) = \sum_{k=p+1}^{N_I} b_{\sigma'(k)}^2, \end{aligned} \quad (12)$$

where  $\sigma'(k)$ 's are the indexes of left interpolation bases after selection. (12) indicates that the approximation error is bounded by the sum of squares of the weights with respect to left interpolation bases. So choosing interpolation bases with largest absolute value weights gives the minimum upper bound of approximating error.

The sparsity of  $DCT$ -1, i.e., much of  $b_k$ 's and  $b_0$  in (11) are zero or close to zero, has been demonstrated in the case of Markov-1 signal, by which  $DCT$  is regarded as a qualified approximation to the  $KLT$  optimal transform [17]. The sparsity of  $DCT$  is also verified in engineering applications and successfully used in image and speech compression [16], [17]. It's feasible to choose several interpolation bases with larger absolute value weights to approximate  $f(n)$  by certain precision due to this sparsity.

According to (12), if we select more interpolation bases, the upper bound of error also becomes small. More interpolation bases cause higher  $LP$  order. This may explain some of the  $LP$  order adjusting methods. ■

**Remark.** “Dense” property of the constructed  $LP$ : We know that the set  $\mathbb{Q}$  of all rational numbers is dense in the set  $\mathbb{R}$  of all real numbers [18], which means that every real number can be approximated by rational numbers. It's a good way to study the real number by relatively “simple” rational number in terms of this dense property. We can generalize this idea to the set of all  $LP$ , though not necessarily the rigorous definition.

The set of  $LP$  constructed by  $DCT$ -1 doesn't include the  $LP$  that can interpolate signals spanned by the interpolation bases other than  $\{\cos(n\theta)\}$ . However, because the constructed  $LP$  can approximate arbitrary signals by certain precision, we may consider that the set of constructed  $LP$  is “dense” in the set of all  $LP$ ; i.e., every  $LP$  can be approximated by constructed  $LP$  to some extent.

## B. Difference operator method

The following result is associated with Lemma 2. We'll use polynomial sequence to measure arbitrary finite-length discrete signal in terms of  $LP$  constructed by difference operator. The relationship between  $LP$  and Taylor series will be established.

### 1) Constructed $LP$ :

**Theorem 4.** Let  $f(n)$  for  $n = 0, 1, \dots, N - 1$  be equidistant sampled points of smooth function  $f(x)$  on any closed interval. Then  $f(n)$  can be approximated or parameterized by  $LP$  with any precision as  $N$  increases in the form of

$$\hat{f}_p(n) = f(n - 1) + \Delta f(n - 1) + \Delta^2 f(n - 1) + \dots + \Delta^{p-1} f(n - 1), \quad (13)$$

where  $p$  is the  $LP$  order and  $\Delta^k f(n - 1)$  is the difference operator [19]

$$\Delta^k f(n - 1) = \sum_{i=0}^k (-1)^i c_k^i f(n - 1 - i), \quad (14)$$

where  $k$  is a nonnegative integer and  $c_k^i$  is the binomial coefficient. By simple manipulation, (13) can be written as  $\hat{f}_p(n) = \sum_{k=1}^p a_k f(n - k)$ .

*Proof:* The first part of the proof is totally combinatorial. Substituting (14) into (13) and putting  $f(n - 1 - i)$  of the same  $i$  with different coefficient together, we have

$$\begin{aligned} \hat{f}_p(n) &= \sum_{k=0}^{p-1} c_k^0 (-1)^0 f(n - 1) + \sum_{k=1}^{p-1} c_k^1 (-1)^1 f(n - 2) + \\ &\sum_{k=2}^{p-1} c_k^2 (-1)^2 f(n - 3) + \dots + \sum_{k=p-1}^{p-1} c_k^{p-1} (-1)^{p-1} f(n - p). \end{aligned} \quad (15)$$

Because  $\sum_{k=0}^n c_k^i = c_{n+1}^{i+1}$  [10], (15) can be further simplified into

$$\hat{f}_p(n) = c_p^1 (-1)^0 f(n - 1) + c_p^2 (-1)^1 f(n - 2) + c_p^3 (-1)^2 f(n - 3) + \dots + c_p^p (-1)^{p-1} f(n - p). \quad (16)$$

Noting that

$$\begin{aligned} f(n) - \hat{f}_p(n) &= f(n) - [c_p^1 (-1)^0 f(n - 1) + c_p^2 (-1)^1 f(n - 2) + \\ &\dots + c_p^p (-1)^{p-1} f(n - p)] \\ &= c_p^0 (-1)^0 f(n) + c_p^1 (-1)^1 f(n - 1) + c_p^2 (-1)^2 f(n - 2) \\ &\quad + \dots + c_p^p (-1)^p f(n - p) \\ &= \Delta^p f(n), \end{aligned}$$

so

$$f(n) = \hat{f}_p(n) + \Delta^p f(n). \quad (17)$$

(17) is the key of the proof, which shows that the difference between  $f(n)$  and the approximation of order  $p$   $LP$  constructed is the order  $p$  difference of  $f(n)$ , i.e.,  $\Delta^p f(n)$ . The difference operator  $\Delta^k f(n)$  has good properties to polynomial sequences; that is, if  $f(n)$  is derived from degree  $k - 1$

polynomial, then  $\Delta^k f(n)$  will be zero [19]. The left proof is based on (17) in two cases:

Case 1: Interpolation. Of course, any sequence of  $N$  data points can be interpolated by degree  $N - 1$  polynomial via Lagrange interpolation, when  $\Delta^N f(n) = 0$ ; however, this trivial case is not our concern. What we are interested in is using fewer  $LP$  coefficients to represent  $N$  data points. So only the case that  $f(x)$  is a degree  $p - 1$  polynomial satisfying  $p - 1 < N - 1$  is taken into consideration, when  $\Delta^p f(n) = 0$ , and therefore  $f(n)$  can be interpolated by order  $p$   $LP$ . This case has been in fact mentioned Lemma 2.

Cases 2: Approximation. If  $\Delta^p f(n)$  is nonzero for  $p - 1 < N - 1$  or  $p$  is not small enough for parameterization despite being Case 1,  $LP$  can be used to approximate  $f(n)$ . In this case,  $\Delta^p f(n)$  also has some good properties if  $f(x)$  is a smooth function on closed interval. The details are as follows.

The mean-square error of approximating  $f(n)$  by  $\hat{f}_p(n)$  for  $n = 0, 1, \dots, N - 1$  is

$$E = \frac{1}{N} \sum_{n=0}^{N-1} (f(n) - \hat{f}_p(n))^2 = \frac{1}{N} \sum_{n=0}^{N-1} (\Delta^p f(n))^2. \quad (18)$$

We see

$$\begin{aligned} |\Delta^p f(n)| &= \left| \sum_{i=0}^p (-1)^i c_p^i f(n-i) \right| \\ &\leq \left| \sum_{i \text{ is even}} c_p^i f_M(n) - \sum_{i \text{ is odd}} c_p^i f_m(n) \right|, \end{aligned} \quad (19)$$

where  $f_M(n)$  and  $f_m(n)$  are the maximum and minimum value of  $f(n)$  within a local neighbourhood at position  $n$ , i.e.,  $f(n-i)$  for  $i = 0, 1, \dots, p$ , respectively. Since  $\sum_{i=0}^p (-1)^i c_p^i = 0$  [10], which can be written as  $\sum_{i \text{ is even}} c_p^i = \sum_{i \text{ is odd}} c_p^i = \lambda$ , we have

$$|\Delta^p f(n)| \leq \lambda(f_M(n) - f_m(n)),$$

where  $\lambda$  is a nonnegative constant determined by the order of difference operator. Letting  $\omega = \max_n \{f_M(n) - f_m(n)\}$ , then

$$|\Delta^p f(n)| \leq \lambda\omega \quad (20)$$

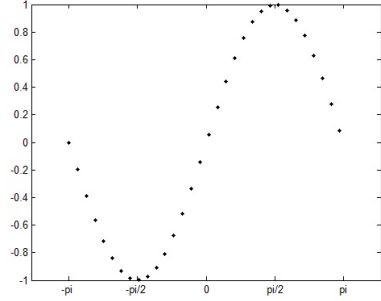
for all  $n = 0, 1, \dots, N - 1$ . (18) and (20) imply

$$E \leq \lambda^2 \omega^2. \quad (21)$$

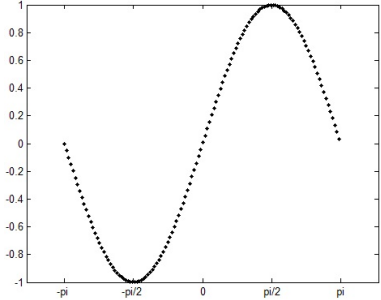
Now discuss (21). Denote the closed interval between  $n$  and  $n-p$  by  $I$ . Note that  $\omega$  is related to the modulus of continuity of smooth function  $f(x)$  on closed interval  $I$  [15], which is

$$\omega_c(\delta; f) = \sup |f(x_1) - f(x_2)|,$$

where  $x_1 \in I$ ,  $x_2 \in I$  and  $|x_1 - x_2| \leq \delta$ . We know that  $\omega_c \rightarrow 0$  as  $\delta \rightarrow 0$  [15]. Therefore, as the length of interval  $I$  tends to zero ( $\delta \rightarrow 0$  simultaneously), the limit of  $\omega_c$  is also zero. It's obvious that  $\omega \leq \omega_c$ . Thus, if the sampling frequency is sufficiently high (i.e.,  $N$  is large enough), the length of  $I$  between  $n$  and  $n-p$  will be as short as possible, resulting in arbitrarily small value of  $\omega$ . By (21), the approximation error



(a) Smaller  $N$  with larger neighborhood.



(b) Larger  $N$  with smaller neighborhood.

Fig. 2:  $N$  corresponds to the sampling frequency to continues function.

$E$  can also be arbitrarily small. So  $LP$  with fixed order can approximate  $f(n)$  by any precision as  $N$  increases.

As shown in Fig.2, the increasing of  $N$  is corresponding to higher sampling frequency to continues function  $f(x)$ , which makes the neighborhood of  $p$  data points more local. ■

**Remark 1.** Theorem 4 tells us that even if the  $LP$  order is unchanged, we can improve the approximating performance by dealing with the original data such as increasing the sampling frequency.

**Remark 2.** Obviously, the set of constructed  $LP$  by difference operator also has the “dense” property in the set of all  $LP$ .

**Remark 3.** Distinction of the constructed  $LP$ 's representation of different signals: Since difference operator is the same for all signals, how could they be classified by this constructed  $LP$ ? The local nonlinearity of data points measured by  $LP$  order and the initial values of  $LP$  recurrence are the distinctive features. Signals derived from different degree polynomials have different  $LP$  order. If signals are from the same degree polynomial, the distinction is the set of initial values of  $LP$  recurrence. Otherwise, given the same approximation error and sampling frequency, the  $LP$  order or initial values will be distinct among different signals.

Theorem 4 discussed the case when the  $LP$  order is fixed and  $N$  is varying. What's the effect if we fix  $N$  and change  $LP$  order? Taylor series is needed to answer this question.

**Corollary 2.** For fixed  $N$ , the approximation error of  $LP$  constructed via difference operator to  $f(n)$  is determined by the smoothness of function  $f(x)$  measured by the polynomial

degree of its Taylor series.

*Proof:* The trivial case is, when  $f(x)$  is a degree  $k$  polynomial, the order  $p$  LP's approximation error  $\Delta^p f(n)$  of (17) in Theorem 4 is zero for  $p \geq k + 1$ , which is a LP interpolation.

Otherwise, if  $f(x)$  can be approximated well by degree  $k$  polynomial in terms of Taylor series on a closed interval,  $f(n)$  will be nearly data points of degree  $k$  polynomial such that  $\Delta^{k+1} f(n)$  is close to zero.  $\Delta^{k+1} f(n)$  is exactly the order  $k + 1$  LP's approximating error by (17). Thus, increasing the degree of Taylor series makes the approximation error smaller to smooth function, correspondingly, increasing of LP order yields more precise approximation to  $f(n)$ . ■

2) *Comparisons to Taylor series:* Corollary 2 has demonstrated that the Taylor series of  $f(x)$  affects the approximation error of constructed LP to  $f(n)$ . Furthermore, they are also similar in the approximating form.

We can see from (13) that current value of  $f(n)$  is approximated by its nearest point  $f(n - 1)$  adding residual from the first-order difference to higher-order difference. If  $f(n)$  is a linear sequence, order 2 LP is enough to interpolate it. When  $f(n)$  is from quadratic function, order 3 LP is required. If  $f(n)$  only can be approximated instead of interpolation, higher order LP yields smaller approximation error. Thus, when  $f(n)$  is sampled from more complex nonlinear function, we should increase the LP order to interpolate or approximate it.

So is Taylor series. When  $f(x)$  is a polynomial, the Taylor series of  $f(x)$  is exactly itself, just like LP's interpolation of  $f(n)$ . If  $f(x)$  is not a polynomial, the residual of approximation of Taylor series is determined by the local smoothness of  $f(x)$  measured by the polynomial degree; the higher the polynomial degree, the smaller the approximation error is.

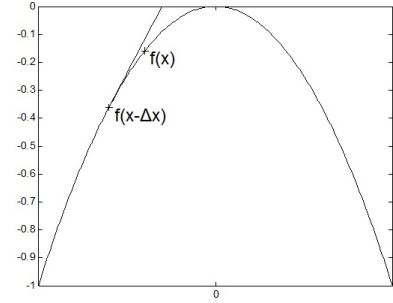
We may call this constructed LP "the discrete version of Taylor series". Fig.3 is the simplest case of this comparison. In Fig.3, (a) is the approximation to a smooth function  $f(x)$  by its differential (first-order Taylor series) and (b) is approximating  $f(n)$  by order 2 LP, which are very similar to each other.

#### V. LP'S EXPRESSING GLOBAL PROPERTY IN LOCAL MANNER

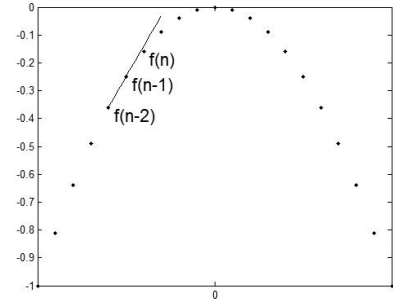
Local and global property seem to be incompatible, but are highly valued in different areas. In modern differential geometry [20], the relationship between the two properties of manifolds is one of the main research interests, which usually needs intricate tools to discover the global property from local information, such as the topology method. In pattern recognition, the global property of classifiers designed by the local property of sampling data is also intensively studied [21].

Nevertheless, LP can give a local property as well as somewhat a global property simultaneously as mentioned in Section II. LP is local apparently, while on the global interval all local LP are identical in a very concise mathematical form. This is not trivial compared to other areas described above when faced with the same difficulty.

For the signal that LP can interpolate, the identical LP local representation on the global interval is its intrinsic property. For the signal that LP can only approximate, this



(a) Approximation to  $f(x)$  by Taylor series.



(b) Approximation to  $f(n)$  by LP.

Fig. 3: Comparison between Taylor series and LP.

harmonious relation between local and global property stems from its approximating signal that can be interpolated by LP. Combining the two cases, this is the way of LP's expressing global property in local manner for arbitrary signals.

#### VI. CONCLUSIONS

We gave a general interpretation of LP in the framework of interpolation, including the explanation of LP's least square estimation method. The local property of signals expressed by LP is the key point. It's also noteworthy that LP can express the global property of signals to some extent by local manner, which may lead to new understanding of signals.

As a data model, the representation of LP coefficients cannot classify signals spanned by the same interpolation bases. This result is useful because LP related features are widely used in speech analysis and image processing.

We established the relationships between LP and some other branches of signal processing or mathematics, such as DCT, Fourier series and Taylor series.

Two new general LP constructive methods were presented with some new knowledge of LP given. The two methods may also have potential engineering applications.

Despite LP's successful application for decades, the foundation still needs to be concerned since LP is far from being totally understood.

#### REFERENCES

- [1] J. Makhoul, "Linear prediction: A tutorial review," *Proceedings of the IEEE*, 63(4): 561-580, 1975.
- [2] A. K. Jain, "Advances in mathematical models for image processing," *Proceedings of the IEEE*, 69(5): 502-528, 1981.
- [3] D. Kundur, D. Hatzinakos, "Blind image deconvolution," *IEEE signal processing magazine*, 13(3): 43-64, 1996.

- [4] M. B. Priestley, *Spectral analysis and time series*. London: Academic Press, 1981.
- [5] P. P. Vaidyanathan, *The theory of linear prediction*. Morgan & Claypool, 2008.
- [6] A. Kolmogorov, "Interpolation and extrapolation of stationary random sequences," *Bull. Acad. Sci. U.S.S.R., Ser. Math.*, VOL. 5, pp.3-14, 1941.
- [7] N. Wiener, *Extrapolation, Interpolation and Smoothing of Stationary Time Series With Engineering Applications*. Cambridge, Mass.: M.I.T. Press, 1949.
- [8] G. U. Yule, "On a method of investigating periodicities in disturbed series, with special reference to Wolfers sunspot numbers," *Phil. Trans. Roy. Soc.*, vol. 226-A, pp. 267-298, 1927.
- [9] J. Bendat, "A general theory of linear prediction and filtering," *Journal of the Society for Industrial and Applied Mathematics*, 4(3): 131-151, 1956.
- [10] S. L. Sun, Y. L. Xu, *An Introduction to Combinatorics*. Hefei: University of Science and Technology of China Press, 1999.
- [11] P. J. Brockwell, R. A. Davis, *Time Series: Theory and Methods*, 2nd ed. New York: Springer Science+Business Media, 1991.
- [12] G. Fichtenholz, *Differential and Integral Calculus*, Vol. 3. Beijing: Higher Education Press, 2006.
- [13] L. R. Rabiner, B. H. Juang, *Fundamentals of speech recognition*. Englewood Cliffs: Prentice Hall PTR, 1993.
- [14] H. Hermansky, "Perceptual linear predictive (PLP) analysis of speech," *the Journal of the Acoustical Society of America*, 87(4): 1738-1752, 1990.
- [15] A. Zygmund, *Trigonometric series*, 3rd ed. Cambridge University Press, 2002.
- [16] A. V. Oppenheim, R. W. Schaffer, *Discrete-time signal processing*, 2nd ed. Prentice Hall, 1999.
- [17] K. R. Rao, P. Yip, *Discrete cosine transform: algorithms, advantages, applications*. Academic press, 1990.
- [18] R. M. Dudley, *Real Analysis and Probability*. Cambridge University Press, 2004.
- [19] S. Elaydi, *An Introduction to Difference Equations*, 3rd ed. Springer Science+Business Media, 2005.
- [20] S. S. Chern, W. Chen, *Lectures on differential geometry*, 2nd ed. Beijing: Peking University Press, 2001.
- [21] Y. Bengio, "Learning deep architectures for AI," *Foundations and trends in Machine Learning*, 2(1): 1-127, 2009.