

Isomorphisms of $AC(\sigma)$ spaces for linear graphs

Shaymaa Al-shakarchi and Ian Doust*

School of Mathematics and Statistics, University of New South Wales, UNSW Sydney 2052, Australia

Key words $AC(\sigma)$ spaces, functions of bounded variation, topology of planar graphs

MSC (2010) Primary 46J10; Secondary 05C10, 46J45, 47B40, 26B30

We show that among compact subsets of the plane which are drawings of linear graphs, two sets σ and τ are homeomorphic if and only if the corresponding spaces of absolutely continuous functions (in the sense of Ashton and Doust) are isomorphic as Banach algebras. This gives an analogue for this class of sets to the well-known result of Gelfand and Kolmogorov for $C(\Omega)$ spaces.

Copyright line will be provided by the publisher

1 Introduction

The Banach algebras $AC(\sigma)$ and $BV(\sigma)$ were introduced in [AD1] to provide a functional calculus model for operators on Banach spaces which is similar to, but more general than that for normal operators on a Hilbert space. Here σ is a nonempty compact subset of the plane. The space $BV(\sigma)$ consists of those complex valued functions on σ which are of bounded variation in the sense of [AD1], and $AC(\sigma)$ consists of the subalgebra of absolutely continuous functions. The class of $AC(\sigma)$ operators on a Banach space X comprises those bounded operators which admit a bounded $AC(\sigma)$ functional calculus. This class includes all scalar-type spectral operators, and in the Hilbert space case, all normal operators (see [AD4]). It is easy to check that if T is an $AC(\sigma)$ operator then T has spectrum $\sigma(T) \subseteq \sigma$.

If σ is an interval $[a, b] \subseteq \mathbb{R}$ or the unit circle \mathbb{T} , the $AC(\sigma)$ operators are respectively the classes of well-bounded and trigonometrically well-bounded operators. At least on reflexive Banach spaces, there are well-developed structure theories for these classes which generalize the theories of self-adjoint and unitary operators (see [Dow, BG]). Compact $AC(\sigma)$ operators admits a spectral representation similar to that for compact normal operators (see [AD3]).

For more general compact sets $\sigma \subseteq \mathbb{C}$, a hurdle to advancing the theory of these operators has been our understanding of the structure of the corresponding function spaces. Given that the spaces $AC(\sigma)$ play a similar role in these theories to that played by the $C(\sigma)$ spaces in the theory of normal operators, it would be desirable to have analogues of the powerful structure theorems that one has these spaces. The classical theorems of Banach–Stone and Gelfand–Kolmogorov state that if Ω_1 and Ω_2 are compact Hausdorff topological spaces then the following three conditions are equivalent.

1. Ω_1 is homeomorphic to Ω_2 .
2. $C(\Omega_1)$ and $C(\Omega_2)$ are linearly isometric as Banach spaces.
3. $C(\Omega_1)$ and $C(\Omega_2)$ are isomorphic as algebras (or as C^* -algebras).

The situation for $AC(\sigma)$ spaces is more complicated, even in the restricted setting of the plane. To fix some terminology, we shall say that Banach algebras \mathcal{A} and \mathcal{B} are isomorphic (as Banach algebras), and write $\mathcal{A} \simeq \mathcal{B}$,

* Corresponding author E-mail: i.doust@unsw.edu.au

if there exists a linear and multiplicative bijection $\Phi : \mathcal{A} \rightarrow \mathcal{B}$ such that Φ and Φ^{-1} are continuous. If Φ can be chosen to be isometric, then we shall write $\mathcal{A} \cong \mathcal{B}$.

It was shown in [DL1] that if $AC(\sigma_1)$ is isomorphic to $AC(\sigma_2)$ as algebras, then the isomorphism must necessarily be bi-continuous, and so the spaces are isomorphic as Banach algebras. Furthermore, if this is the case then σ_1 must be homeomorphic to σ_2 . Unfortunately the converse to this result is false. Doust and Leinert [DL1] showed that the $AC(\sigma)$ spaces for the closed unit disk and a closed square in \mathbb{C} are not isomorphic. In [DAS] it was shown that one can construct an infinite set of compact $AC(\sigma)$ operators $\{T_i\}_{i=1}^{\infty}$ on ℓ^1 so that the sets $\sigma_i = \sigma(T_i)$ are all homeomorphic, but such that the algebras $AC(\sigma_i)$ (which are isomorphic to the operator algebras $\{f(T_i) : f \in AC(\sigma_i)\}$) are mutually non-isomorphic. (A simpler example again will be given in Section 7.)

On the other hand, if one suitably restricts the class of compact sets σ , positive results can be obtained.

Theorem 1.1 ([DL1, Theorem 6.3]) *Suppose that σ and τ are polygonal regions in \mathbb{C} (that is, regions with polygonal boundary which are homeomorphic to the closed disk), then $AC(\sigma)$ is isomorphic to $AC(\tau)$ as a Banach algebra.*

A more general result holds for polygonal regions with finitely many polygonal ‘holes’. An extreme case of this, which can be deduced directly from the proof of Theorem 1.1, is that if σ and τ are simple closed polygonal curves (or polygonal chains), then $AC(\sigma)$ is isomorphic to $AC(\tau)$ as a Banach algebra. The aim of this paper is to extend this result.

Definition 1.2 The class LG of ‘linear graphs’ consists of those compact connected subsets of the plane which are the union of a finite number of (compact) line segments.

Our main result, which is proved in Section 6, is the following.

Theorem 1.3 *Suppose that $\sigma, \tau \in \text{LG}$. Then $AC(\sigma) \simeq AC(\tau)$ if and only if σ is homeomorphic to τ .*

The proof of Theorem 1.1 depends on constructing a finite sequence $\{h_1, \dots, h_n\}$ of homeomorphisms of the whole plane which preserve the isomorphism class of the spaces of absolutely continuous function spaces and whose composition maps σ to τ . Such a strategy is not possible in the current setting however. Instead we shall use some concepts from graph theory which provide suitable tools for dealing with homeomorphic pairs of sets in LG.

By definition, any $\sigma \in \text{LG}$ can be written as $\sigma = \bigcup_{j=1}^m s_j$. We shall always impose the condition that any two distinct line segments s_i and s_j can only intersect at the endpoints of the line segments. Such a representation will be called proper. (It is a simple matter to replace a decomposition of σ which does not satisfy this condition with one which does.) The set σ can then be thought of as providing a drawing of a graph whose vertex set consists of the endpoints of these line segments. It might be noted, and indeed it will be useful to us below, that any such set σ will admit many proper representations and hence many different graphs.

In Section 2 we briefly recall the technical definitions of the spaces $BV(\sigma)$ and $AC(\sigma)$. Section 3 includes the relevant background from the topological theory of planar graphs which will be needed.

Throughout the paper we shall frequently need to consider the restriction of a function $f : \sigma_1 \rightarrow \mathbb{C}$ to a subset $\sigma \subseteq \sigma_1$. Unless there is a risk of confusion we shall not notationally distinguish the function from its restriction. Where appropriate we shall use $\|f\|_{\infty, \sigma}$ to denote $\sup_{z \in \sigma} |f(z)|$. We shall denote the number of elements of a set A by $|A|$.

2 $BV(\sigma)$ and $AC(\sigma)$

Throughout this section σ will denote a nonempty compact subset of the plane, which we shall identify as \mathbb{C} or \mathbb{R}^2 as is convenient. We shall denote the closed line segment joining two points $x, y \in \mathbb{C}$ by \overline{xy} .

For the remainder of this section assume that $f : \sigma \rightarrow \mathbb{C}$. Our first task is to define the variation (in the sense of [AD1]) of f on σ .

Let $S = [\mathbf{x}_0, \mathbf{x}_1, \dots, \mathbf{x}_n]$ be a finite ordered list of elements of σ , where, for the moment, we shall assume that $n \geq 1$. Let γ_S denote the piecewise linear curve joining the points of S in order. Note that the elements of such a list do not need to be distinct (although one may assume that consecutive elements of the list are different).

The *curve variation of f on the list S* is defined to be

$$\text{cvar}(f, S) = \sum_{i=1}^n |f(\mathbf{x}_i) - f(\mathbf{x}_{i-1})|.$$

Associated to the list S is a variation factor $\text{vf}(S)$ which is roughly the greatest number of times that γ_S crosses any line in the plane. To make this more precise we need the concept of a crossing segment.

Definition 2.1 Suppose that ℓ is a line in the plane. For $0 \leq i < n$ we say that $\overline{\mathbf{x}_i \mathbf{x}_{i+1}}$ is a *crossing segment* of S on ℓ if any one of the following holds:

- (i) \mathbf{x}_i and \mathbf{x}_{i+1} lie on (strictly) opposite sides of ℓ .
- (ii) $i = 0$ and $\mathbf{x}_i \in \ell$.
- (iii) $i > 0$, $\mathbf{x}_i \in \ell$ and $\mathbf{x}_{i-1} \notin \ell$.

Let $\text{vf}(S, \ell)$ denote the number of crossing segments of S on ℓ .

Definition 2.2 The *variation factor* of S is defined to be

$$\text{vf}(S) = \max\{\text{vf}(S, \ell) : \ell \text{ is a line in } \mathbb{C}\}.$$

Clearly $1 \leq \text{vf}(S) \leq n$. For completeness, in the case that $S = [\mathbf{x}_0]$ we set $\text{cvar}(f, [\mathbf{x}_0]) = 0$ and let $\text{vf}([\mathbf{x}_0]) = 1$.

Definition 2.3 (i) The *two-dimensional variation* of f is defined to be

$$\text{var}(f, \sigma) = \sup_S \frac{\text{cvar}(f, S)}{\text{vf}(S)},$$

where the supremum is taken over all finite ordered lists S of elements of σ .

- (ii) The *variation norm* of f is $\|f\|_{BV(\sigma)} = \|f\|_\infty + \text{var}(f, \sigma)$.

The set of functions of bounded variation on σ is then

$$BV(\sigma) = \{f : \sigma \rightarrow \mathbb{C} : \|f\|_{BV(\sigma)} < \infty\}.$$

This space is always a Banach algebra under pointwise operations [AD1, Theorem 3.8]. If $\sigma = [a, b] \subseteq \mathbb{R}$ then the above definition is equivalent to the more classical one (see [AD1, Proposition 3.6]).

Let \mathbb{P}_2 denote the space of complex polynomials in two real variables of the form $p(x, y) = \sum_{n,m} c_{nm} x^n y^m$, and let $\mathbb{P}_2(\sigma)$ denote the restrictions of elements of \mathbb{P}_2 to σ (now considered as a subset of \mathbb{R}^2). By [AD1, Corollary 3.14], $\mathbb{P}_2(\sigma)$ is always a subalgebra of $BV(\sigma)$.

Definition 2.4 The set of *absolutely continuous* functions on σ , denoted $AC(\sigma)$, is the closure of $\mathbb{P}_2(\sigma)$ in $BV(\sigma)$.

The set $AC(\sigma)$ forms a closed subalgebra of $BV(\sigma)$ and hence is also a Banach algebra. Again, if $\sigma = [a, b]$ it turns out that this definition agrees with the classical definition. In general, $AC(\sigma)$ contains all sufficiently nice functions. It is shown in [DL2] that $C^1(\sigma) \subseteq AC(\sigma) \subseteq C(\sigma)$, where one interprets $C^1(\sigma)$ as consisting of all functions for which there is a C^1 extension to an open neighbourhood of σ . Further details can be found in [AD1, DL2].

It is easy to see that these definitions are stable under invertible affine transformations of the plane. That is, if $h(z) = \alpha z + \beta$ (where $\alpha, \beta \in \mathbb{C}$, $\alpha \neq 0$), then $BV(h(\sigma)) \cong BV(\sigma)$ and $AC(h(\sigma)) \cong AC(\sigma)$.

3 The LG norm

In general, the nature of the $BV(\sigma)$ norm makes it challenging to compute. In this section we shall show that for sets $\sigma \in LG$ one can work with a simpler quantity which, while not submultiplicative, is equivalent to $\|\cdot\|_{BV(\sigma)}$ as a Banach space norm.

Suppose that $\sigma \in LG$ has a proper representation $\sigma = \bigcup_{j=1}^m s_j$. For each j , $BV(s_j) \cong BV[0, 1]$ and $AC(s_j) \cong AC[0, 1]$. In particular, one can calculate $\text{var}(f, s_j)$ using essentially the classical definition of variation rather than using Definition 2.3.

Definition 3.1 For $f : \sigma \rightarrow \mathbb{C}$, let $\|f\|_{LG(\sigma)} = \|f\|_\infty + \sum_{j=1}^m \text{var}(f, s_j)$.

At first glance it might appear that this definition depends on the choice of representation of σ as a union of line segments. As we noted above, this representation is not unique. It will be a consequence of the results in the next section however that the value of $\|f\|_{LG(\sigma)}$ is independent of the representation.

Theorem 3.2 $\|\cdot\|_{LG(\sigma)}$ is a norm, and is equivalent to $\|\cdot\|_{BV(\sigma)}$.

Proof. Checking that $\|\cdot\|_{LG(\sigma)}$ is a norm is straightforward. Note that since $\text{var}(f, s_j) \leq \text{var}(f, \sigma)$ for each j , we clearly have that

$$\|f\|_{LG(\sigma)} \leq \|f\|_\infty + m \text{var}(f, \sigma) \leq m \|f\|_{BV(\sigma)}.$$

The reverse inequality is more difficult.

We proceed by induction on m . If $m = 1$ then the two norms are identical, so there is nothing to prove. Suppose then that there exists C_m such that given any $\tau = \bigcup_{j=1}^m s_j \in LG$ which is the union of m line segments then $\|f\|_{BV(\tau)} \leq C_m \|f\|_{LG(\tau)}$. Suppose that τ is such a set, and that $s = \overline{\mathbf{x}\mathbf{y}}$ is a line segment such that $\tau \cap s$ is either $\{\mathbf{x}\}$ or else $\{\mathbf{x}, \mathbf{y}\}$. Let $\tau_1 = \tau \cup s$.

Suppose that $f : \tau_1 \rightarrow \mathbb{C}$ and that $S = [z_0, z_1, \dots, z_n]$ is a list of points in τ_1 . Our aim is to bound $\text{cvar}(f, S)/\text{vf}(S)$.

For $j = 1, \dots, n$, let $\ell_j = \overline{z_{j-1}z_j}$. Define subsets $I_1, I_2, I_3 \subseteq \{1, 2, \dots, n\}$ by

$$\begin{aligned} I_1 &= \{j : z_j, z_{j-1} \in \tau\}, \\ I_2 &= \{j : z_j, z_{j-1} \in s\}, \\ I_3 &= \{1, 2, \dots, n\} \setminus (I_1 \cup I_2). \end{aligned}$$

Note that if $j \in I_3$ then neither endpoint of ℓ_j is equal to either \mathbf{x} or \mathbf{y} .

Noting that $I_1 \cap I_2$ may be nonempty,

$$\text{cvar}(f, S) \leq \sum_{i=1}^3 \sum_{j \in I_i} |f(z_j) - f(z_{j-1})| \tag{1}$$

(where empty sums are taken to be zero). Form the sublist S_1 of S by including all points which are endpoints of line segments ℓ_j with $j \in I_1$ (see Figure 2). By [DL2, Proposition 3.5] (see also [AD2]), $\text{vf}(S_1) \leq \text{vf}(S)$, and so

$$\frac{\sum_{j \in I_1} |f(z_j) - f(z_{j-1})|}{\text{vf}(S)} \leq \frac{\text{cvar}(f, S_1)}{\text{vf}(S_1)} \leq \text{var}(f, \tau). \tag{2}$$

Similarly, if S_2 is the sublist of S including all points which are endpoints of line segments ℓ_j with $j \in I_2$ then

$$\frac{\sum_{j \in I_2} |f(z_j) - f(z_{j-1})|}{\text{vf}(S)} \leq \frac{\text{cvar}(f, S_2)}{\text{vf}(S_2)} \leq \text{var}(f, s). \tag{3}$$

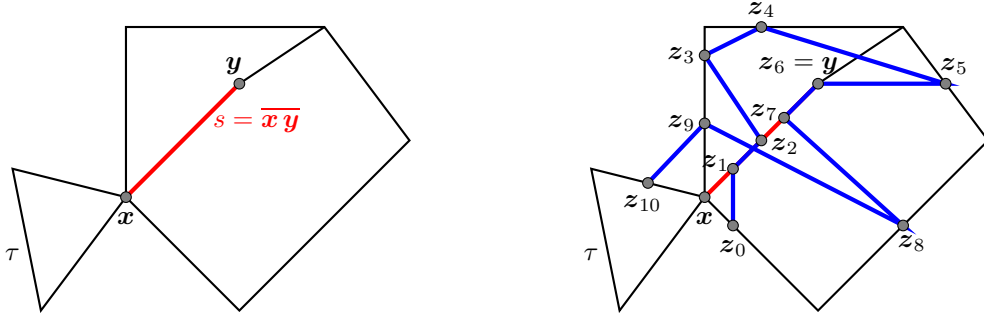


Fig. 1 An example to illustrate the steps in the proof of Theorem 3.2. Here $S = [z_0, \dots, z_{10}]$ is a list of points in $\tau_1 = \tau \cup s$. In this example, $I_1 = \{4, 5, 6, 9, 10\}$, $I_2 = \{2, 7\}$ and $I_3 = \{1, 3, 8\}$. The sublists are $S_1 = [z_3, z_4, z_5, z_6, z_8, z_9, z_{10}]$ and $S_2 = [x_1, x_2, x_6, x_7]$.

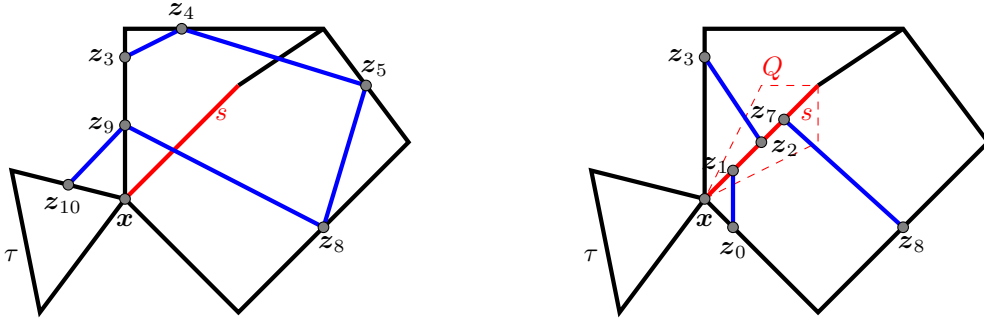


Fig. 2 The segments for the sublist S_1 and the segments $\overline{z_{i-1}z_i}$ for $i \in I_3$.

Finally, one may draw a quadrilateral Q with vertices at x and y which contains $s \setminus \{x, y\}$ in its interior and $\tau \setminus \{x, y\}$ in its exterior. If $j \in I_3$, then ℓ_j is a crossing segment on at least one of the four lines which determine Q . In particular, at least one of the four lines must have at least $\frac{1}{4}|I_3|$ crossing segments, and hence $\text{vf}(S) \geq \frac{1}{4}|I_3|$. By a simple triangle inequality estimate

$$\frac{\sum_{j \in I_3} |f(z_j) - f(z_{j-1})|}{\text{vf}(S)} \leq \frac{2|I_3| \|f\|_{\infty, \tau_1}}{\frac{1}{4}|I_3|} = 8 \|f\|_{\infty, \tau_1}. \quad (4)$$

Combining the three estimates (which are of course trivially true if we are summing over an empty set of indices), and taking the supremum over all lists S , we see that

$$\text{var}(f, \tau_1) \leq \text{var}(f, \tau) + \text{var}(f, s) + 8 \|f\|_{\infty, \tau_1}$$

and hence (using the induction hypothesis)

$$\begin{aligned} \|f\|_{BV(\tau_1)} &= \|f\|_{\infty, \tau_1} + \text{var}(f, \tau_1) \\ &\leq \|f\|_{\infty, \tau} + \|f\|_{\infty, s} + \text{var}(f, \tau) + \text{var}(f, s) + 8 \|f\|_{\infty, \tau_1} \\ &\leq C_m \left(\|f\|_{\infty, \tau} + \sum_{j=1}^m \text{var}(f, s_j) \right) + 9 \|f\|_{\infty, \tau_1} + \text{var}(f, s) \\ &\leq (C_m + 9) \|f\|_{LG(\tau_1)}. \end{aligned}$$

This completes the induction proof. □

The proof above shows that if $\sigma = \bigcup_{j=1}^m s_j$ then $\|f\|_{BV(\sigma)} \leq 9m \|f\|_{LG(\sigma)}$. While the factor 9 is unlikely to be sharp, one can not in general do better than a linear dependence on m .

We shall need the following simple result in Section 6.

Corollary 3.3 *Suppose that $\sigma = \bigcup_{j=1}^m s_j \in \text{LG}$, and that $\sigma_1 = \bigcup_{j=1}^k s_j$ and $\sigma_2 = \bigcup_{j=k+1}^m s_j$ are also in LG . Then for all $f \in BV(\sigma)$*

$$\max(\|f\|_{LG(\sigma_1)}, \|f\|_{LG(\sigma_2)}) \leq \|f\|_{LG(\sigma)} \leq \|f\|_{LG(\sigma_1)} + \|f\|_{LG(\sigma_2)}.$$

4 Graphs and graph drawings

Our proof of Theorem 1.3 uses a number of ideas from graph theory. In doing so we shall need to switch between our analyst's view of a set σ sitting as a subset of the plane, and a more graph theoretic viewpoint, where a graph G consists of a (possibly abstract) collection of vertices and points. Roughly speaking, a set $\sigma \subseteq \mathbb{C}$ comes with topological information inherited as a subset of the plane, but without graph theoretic properties such as vertices and edges. On the other hand, a general graph may lack the topological structure suitable for our purposes. By restricting the class of objects to linear graphs, we can apply ideas from both areas. The challenge is to match up the different senses of 'isomorphism'.

We shall generally stick with the standard graph theoretic notation and terminology, as may be found in references such as [Die]. To simplify matters, we shall restrict ourselves to the setting of planar graphs. Thus an undirected, simple graph $G = (V, E)$ consists of a set V of vertices, and a set E comprising two element subsets of V which are the edges of G . We shall only consider finite, undirected, simple graphs here, so the reader should assume these properties unless otherwise indicated.

A drawing of a planar graph $G = (V, E)$ consists of a set of points $\hat{V} = \{x_i\}_{i=1}^n$ in \mathbb{R}^2 and a set of smooth curves $\hat{E} = \{\gamma_j\}_{j=1}^m$ in \mathbb{R}^2 such that

- for $1 \leq i < j \leq n$, there is a curve joining x_i and x_j if and only if there is an edge joining v_i and v_j ,
- distinct curves in \hat{E} do not intersect, except possibly at the endpoints.

We say that \hat{V} and \hat{E} represent the vertices and edges of G . The distinction between a graph and a drawing of the graph is of course often blurred, as is the distinction between the drawing and the subset of the plane formed by the union of the curves \hat{E} .

For our application in proving Theorem 1.3, we start with an element $\sigma \in \text{LG}$ and need to impose some graph theoretic structure on the set. Suppose that $\sigma \in \text{LG}$ has proper representation $\sigma = \bigcup_{j=1}^m \overline{x_j x'_j}$. The set σ can then be thought of as providing a drawing of a graph whose vertex set consists of the endpoints of the line segments $\{x_j, x'_j\}_{j=1}^m$ and whose edge set is determined by the line segments. Of course different representations will produce different graphs, but if the representation is understood, we shall use the notation $G(\sigma) = (V(\sigma), E(\sigma))$ to denote the graph generated by the representation.

Our next step is to match the topological notion of homeomorphism between subsets of the plane and the appropriate graph theoretic notions.

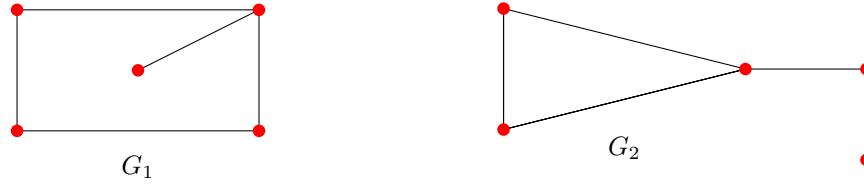
4.1 Graph isomorphisms

Recall that two simple graphs $G_1 = (V_1, E_1)$ and $G_2 = (V_2, E_2)$ are called (graph) isomorphic if there exists a bijective mapping, $h : V_1 \rightarrow V_2$ such that there is an edge between u and v in G_1 , if and only if there exists an edge between $h(u)$ and $h(v)$ in G_2 .

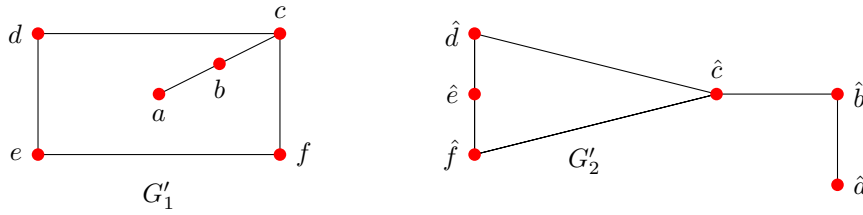
Definition 4.1 A *subdivision* of an edge $\{u, v\}$ of a graph G comprises forming a new graph with an additional vertex w , and replacing the edge $\{u, v\}$ with the two edges $\{u, w\}$ and $\{w, v\}$. A *subdivision* of G is a graph formed by starting with G and performing a finite sequence of subdivisions of edges.

Definition 4.2 Two graphs G_1 and G_2 are (*graph*) *homeomorphic* if there is a graph isomorphism from some subdivision of G_1 to some subdivision of G_2 .

For example, the graphs



are graph homeomorphic via the following subdivisions and the graph isomorphism which sends each vertex v to the corresponding vertex \hat{v} .



Fortunately, at least amongst the graphs which concern us, the two notions of homeomorphism agree.

Theorem 4.3 ([GT, page 18]) *Suppose that G_1 and G_2 are planar graphs with drawings \hat{G}_1 and \hat{G}_2 in the plane. Then G_1 and G_2 are graph homeomorphic if and only if \hat{G}_1 and \hat{G}_2 are topologically homeomorphic.*

In fact we shall only use one direction of this result. For completeness, we include a proof of this implication.

Corollary 4.4 *Suppose that $\sigma, \tau \in \text{LG}$ have proper representations which generate graphs $G(\sigma) = (V(\sigma), E(\sigma))$ and $G(\tau) = (V(\tau), E(\tau))$. If σ and τ are topologically homeomorphic then $G(\sigma)$ and $G(\tau)$ are graph homeomorphic.*

Proof. Suppose that $h : \sigma \rightarrow \tau$ is a homeomorphism. Define sets

$$\hat{V}(\sigma) = V(\sigma) \cup h^{-1}(V(\tau)), \quad \hat{V}(\tau) = h(V(\sigma)) \cup V(\tau).$$

It is clear that h maps $\hat{V}(\sigma)$ bijectively to $\hat{V}(\tau)$.

If $\mathbf{u}, \mathbf{v} \in \hat{V}(\sigma)$, then we shall say that $\{\mathbf{u}, \mathbf{v}\} \in \hat{E}(\sigma)$ if there exists a continuous curve $\gamma : [0, 1] \rightarrow \sigma$ such that $\gamma(0) = \mathbf{u}$, $\gamma(1) = \mathbf{v}$ and $\gamma(t) \notin \hat{V}(\sigma)$ for $0 < t < 1$. The edge set $\hat{E}(\tau)$ is defined similarly, and so we can consider the two graphs $\hat{G}(\sigma) = (\hat{V}(\sigma), \hat{E}(\sigma))$ and $\hat{G}(\tau) = (\hat{V}(\tau), \hat{E}(\tau))$. Clearly γ is a curve joining $\mathbf{u}, \mathbf{v} \in \hat{V}(\sigma)$ if and only if $h \circ \gamma$ is a curve joining $h(\mathbf{u}), h(\mathbf{v}) \in \hat{V}(\tau)$. It follows that the graphs $\hat{G}(\sigma)$ and $\hat{G}(\tau)$ are isomorphic. Since $\hat{G}(\sigma)$ is a subdivision of $G(\sigma)$ and $\hat{G}(\tau)$ is a subdivision of $G(\tau)$ the graphs $G(\sigma)$ and $G(\tau)$ are graph homeomorphic. \square

We note that there is a distinct graph theoretic notion of topological isomorphism (see [GT]). Homeomorphic planar graphs need not be topologically isomorphic.

We can now show that the $\text{LG}(\sigma)$ norm is independent of the representation of σ as a union of line segments.

Theorem 4.5 *Suppose that $\sigma = \bigcup_{j=1}^m s_j = \bigcup_{k=1}^n t_k$ are two proper representations of $\sigma \in \text{LG}$. If $f : \sigma \rightarrow \mathbb{C}$ then $\sum_{j=1}^m \text{var}(f, s_j) = \sum_{k=1}^n \text{var}(f, t_k)$.*

Proof. Let G_1 be the graph generated by the representation $\bigcup_{j=1}^m s_j$. If one takes a subdivision of (the edge represented by) $s_j = \overline{\mathbf{x}\mathbf{y}}$ then one replaces s_j with two smaller line segments $s_{j,1} = \overline{\mathbf{x}\mathbf{w}}$ and $s_{j,2} = \overline{\mathbf{w}\mathbf{y}}$ which produces another proper representation. Furthermore, the usual properties of variation on an interval ensure that $\text{var}(f, s_j) = \text{var}(f, s_{j,1}) + \text{var}(f, s_{j,2})$.

Let G_2 is the graph generated by the representation $\bigcup_{k=1}^n t_k$. Following the proof of Corollary 4.4 (with the identity homeomorphism) shows that there is a graph G which is a subdivision of both G_1 and G_2 , and which determines a proper representation $\sigma = \bigcup_{i=1}^r \hat{s}_i$. By the earlier comment, $\sum_{j=1}^m \text{var}(f, s_j) = \sum_{i=1}^r \text{var}(f, \hat{s}_i) = \sum_{k=1}^n \text{var}(f, t_k)$. \square

4.2 Subgraphs

The proof of Theorem 1.3 proceeds via an inductive procedure involving subgraphs of the original graphs.

Definition 4.6 A graph \hat{G} is a *subgraph* of a graph G if each of its vertices belongs to $V(G)$ and each of its edges belongs to $E(G)$.

Standard algorithms for finding minimal spanning trees show that if G is a connected graph with n edges then there exist subgraphs $G_1 \subseteq G_2 \subseteq \dots \subseteq G_n = G$, when each G_k is a connected graph with k edges. We shall call such a sequence an *edge-by-edge decomposition* of G . The following result is straightforward.

Lemma 4.7 *Suppose that G and \hat{G} are isomorphic graphs with n edges with graph isomorphism f . If $\{G_k\}_{k=1}^n$ is an edge-by-edge decomposition of G then $\{f(G_k)\}_{k=1}^n$ is an edge-by-edge decomposition of \hat{G} .*

5 Algebra homomorphisms for BV functions

The results of the last two sections allow an easy proof of the following theorem.

Theorem 5.1 *Suppose that $\sigma, \tau \in \text{LG}$ are homeomorphic. Then $BV(\sigma)$ is isomorphic to $BV(\tau)$ (as Banach algebras).*

Proof. By Corollary 4.4 (and the earlier comments) we may consider σ and τ to be graph drawings of isomorphic graphs with each edge represented by a line segment. By Lemma 4.7 then, there are line segments $\{s_k\}_{k=1}^m$ and $\{t_k\}_{k=1}^m$ so that if $\sigma_j = \bigcup_{k=1}^j s_k$ and $\tau_j = \bigcup_{k=1}^j t_k$ then $\{\sigma_j\}_{j=1}^m$ and $\{\tau_j\}_{j=1}^m$ are edge-by-edge decompositions of σ and τ , and such that each σ_j is homeomorphic and graph isomorphic to τ_j .

There are two affine homeomorphisms from s_1 to t_1 . Fix one of these and call it ϕ_1 . There is now a unique homeomorphism ϕ_2 from σ_2 to τ_2 , extending ϕ_1 which is also affine when restricted to s_2 . Continuing on in this way, one can construct a homeomorphism $\phi : \sigma \rightarrow \tau$ which is affine on each of the component line segments.

For $f : \sigma \rightarrow \mathbb{C}$, define $\Phi(f) : \tau \rightarrow \mathbb{C}$ by $\Phi(f)(z) = f(\phi^{-1}(z))$. Clearly Φ is linear and multiplicative. Since the sets are just line segments, for each k ,

$$\text{var}(f, s_k) = \text{var}(\Phi(f), t_k).$$

Consequently, Φ maps $(BV(\sigma), \|\cdot\|_{LG(\sigma)})$ isometrically to $(BV(\tau), \|\cdot\|_{LG(\tau)})$. By Theorem 3.2 this implies that the spaces $BV(\sigma)$ and $BV(\tau)$ are isomorphic as Banach algebras. \square

6 AC functions

It is not too hard to construct a Banach algebra isomorphism $\Phi : BV[0, 1] \rightarrow BV[0, 1]$ which does not restrict to an isomorphism from $AC[0, 1] \rightarrow AC[0, 1]$. Our aim in this section is to show that the map defined in the proof of Theorem 5.1 does preserve absolutely continuous functions.

In the proof we will need an absolutely continuous function which is almost the indicator function of one of the component line segments of $\sigma \in \text{LG}$. For $0 < \delta < \frac{1}{2}$ let $k_\delta \in AC[0, 1]$ be the function which is 1 on $[\delta, 1 - \delta]$, 0 on $[0, \delta/2] \cup [1 - \delta/2, 1]$ and which linearly interpolates the remaining values.

Lemma 6.1 *Suppose that $\sigma = \bigcup_{k=1}^m s_k \in \text{LG}$ with $s_1 = [0, 1]$. Let $0 < \delta < \frac{1}{2}$ and define $h : \sigma \rightarrow \mathbb{R}$ by*

$$h(z) = \begin{cases} 0, & z \notin s_1, \\ k_\delta(z), & z \in s_1. \end{cases}$$

Then $h \in AC(\sigma)$.

Proof. Suppose that $\alpha > 0$. By [AD1, Proposition 4.4], the functions $h_1(x + iy) = k_\delta(x)$ and $h_2(x + iy) = \max(0, 1 - \alpha|y|)$ are in $AC(\sigma)$ and hence $h_1 h_2 \in AC(\sigma)$. But if α is sufficiently large $h_1 h_2 = k_\delta$ so we are done. \square

Theorem 6.2 *Suppose that $\sigma \in LG$ and that s is a line segment which intersects σ at one or both of its endpoints (and nowhere else). Let $\sigma_1 = \sigma \cup s \in LG$. Suppose that $f \in BV(\sigma_1)$. Then $f \in AC(\sigma_1)$ if and only if*

1. $f|_\sigma \in AC(\sigma)$, and
2. $f|_s \in AC(s)$.

Proof. Restricting an absolutely continuous function to a smaller compact set preserves absolute continuity ([AD1, Lemma 4.5]) so it is clear that if $f \in AC(\sigma_1)$ then (1) and (2) hold.

Suppose conversely that f satisfies (1) and (2). Recalling that affine transformations preserve absolute continuity, we may apply an affine transformation to the plane to reduce to the case that $s = [0, 1]$. Define $f_s : \sigma_1 \rightarrow \mathbb{C}$ by

$$f_s(z) = \begin{cases} f(0), & \text{if } \operatorname{Re} z < 0, \\ f(\operatorname{Re} z), & \text{if } 0 \leq \operatorname{Re} z \leq 1, \\ f(1), & \text{if } \operatorname{Re} z > 1. \end{cases}$$

By [AD1, Proposition 4.4], $f_s \in AC(\sigma_1)$ since it is the extension to a subset of the plane of a function which is absolutely continuous on an interval in \mathbb{R} . Let $g = f - f_s \in BV(\sigma_1)$. Note that (since $f_s|_\sigma \in AC(\sigma)$)

- $g|_\sigma \in AC(\sigma)$, and
- $g|_s = 0$.

Fix $\epsilon > 0$. Using Theorem 3.2 it suffices now to show that there exists $q \in AC(\sigma_1)$ with $\|g - q\|_{LG(\sigma_1)} < \epsilon$. This will imply that $g \in AC(\sigma_1)$ and hence that $f \in AC(\sigma_1)$ too.

By definition there exists a polynomial $p \in \mathcal{P}_2$ such that $\|g - p\|_{LG(\sigma)} \leq \frac{\epsilon}{5}$. Suppose first that both 0 and 1 are elements of σ . Then

$$|p(0)| = |p(0) - g(0)| \leq \|p - g\|_\infty \leq \|p - g\|_{LG(\sigma)} < \frac{\epsilon}{5},$$

with a similar bound on $|p(1)|$. Since p is absolutely continuous on $[0, 1]$, there exists $\delta > 0$ such that $\operatorname{var}(p, [0, \delta]) < \frac{\epsilon}{5}$ and $\operatorname{var}(p, [1 - \delta, 1]) < \frac{\epsilon}{5}$. It follows that $|p(z)| < \frac{2\epsilon}{5}$ for all $z \in [0, \delta] \cup [1 - \delta, 1]$. Use Lemma 6.1 to define $h \in AC(\sigma_1)$ which is supported on $[\delta/2, 1 - \delta/2]$, and let $q = p(1 - h)$. Then certainly $q \in AC(\sigma_1)$. Furthermore, noting that $q = p$ on σ , by Corollary 3.3

$$\|g - q\|_{LG(\sigma_1)} \leq \|g - q\|_{LG(\sigma)} + \|g - q\|_{LG(s)} = \|g - p\|_{LG(\sigma)} + \|g - q\|_{BV(s)}.$$

Now, using [AD1, Proposition 3.7]

$$\begin{aligned} \|g - q\|_{BV(s)} &= \|q\|_{BV(s)} \\ &= \|q\|_{\infty, s} + \operatorname{var}(p(1 - h), [0, 1]) \\ &< \frac{2\epsilon}{5} + \operatorname{var}(p(1 - h), [0, \delta]) + \operatorname{var}(p(1 - h), [\delta, 1 - \delta]) + \operatorname{var}(p(1 - h), [1 - \delta, 1]) \\ &\leq \frac{2\epsilon}{5} + \|1 - h\|_\infty \operatorname{var}(p, [0, \delta]) + 0 + \|1 - h\|_\infty \operatorname{var}(p, [1 - \delta, 1]) \\ &< \frac{4\epsilon}{5}. \end{aligned}$$

Thus $\|g - q\|_{LG(\sigma_1)} < \frac{\epsilon}{5} + \frac{4\epsilon}{5} = \epsilon$.

The case where σ and s meet at just one point, say 0, is essentially the same, except that in this case one uses a function h which is zero on all of $[\delta, 1]$ rather than just on $[\delta, 1 - \delta]$. \square

We can now complete the proof of Theorem 1.3.

Proof. The fact that if $AC(\sigma)$ is isomorphic to $AC(\tau)$ then σ is homeomorphic to τ is just Theorem 2.6 of [DL1].

Suppose conversely that σ is homeomorphic to τ . As in the proof of Theorem 5.1, fix corresponding edge-by-edge decompositions $\{\sigma_j\}_{j=1}^m$ and $\{\tau_j\}_{j=1}^m$ of σ and τ , and let ϕ be a homeomorphism from σ to τ which is affine on each of the component line segments. Let $\Phi : BV(\sigma) \rightarrow BV(\tau)$ be the corresponding Banach algebra isomorphism $\Phi(f)(z) = f(\phi^{-1}(z))$.

Suppose that $f \in AC(\sigma)$. Then $f|_{\sigma_1} \in AC(\sigma_1)$ and since ϕ^{-1} is an affine map on τ_1 , it is clear that $f \circ \phi^{-1}$ is absolutely continuous on τ_1 . Repeated use of Theorem 6.2 now allows one to deduce that $f \circ \phi^{-1}|_{\sigma_j} \in AC(\tau_j)$ for each j , and in particular, that $\Phi(f) \in AC(\tau)$.

Since $\Phi^{-1}(g)(z) = g(\phi(z))$, the same proof shows that the image of $AC(\sigma)$ under Φ is all of $AC(\tau)$ and hence that $AC(\sigma)$ is isomorphic to $AC(\tau)$. \square

7 A final example

One might naturally ask the extent to which the one-dimensional structure of sets in LG is vital in the results above. Preliminary work indicates that the linear structure can be relaxed to some extent. The following example gives an indication of some of the restrictions which will be required in generalizing these results.

Example 7.1 Let $\sigma = [0, 1] = \{(t, 0) : 0 \leq t \leq 1\}$ and let $\tau = \{(0, 0)\} \cup \{(t, t \sin \frac{1}{t}) : 0 < t \leq 1\}$. Then σ and τ are homeomorphic curves. Suppose that $AC(\sigma)$ is isomorphic to $AC(\tau)$ via an isomorphism Φ . Then there exists a homeomorphism $h : \sigma \rightarrow \tau$ such that $\Phi(f)(x) = f(h^{-1}(x))$.

The function $g : \tau \rightarrow \mathbb{C}$, $g(x, y) = y$ is in $\mathbb{P}_2(\tau)$ and hence $g \in AC(\tau)$. Let $f = \Phi^{-1}(g) = f \circ h$. For $j = 1, 2, 3, \dots$ let $t_j = 2/((2j-1)\pi)$, and let $x_j = (t_j, t_j \sin \frac{1}{t_j}) \in \tau$. Let $z_j = h^{-1}(x_j)$ so that $f(z_j) = (-1)^j t_j$. Since h is a homeomorphism it is clear that the sequence $\{z_j\}$ must be monotone in $[0, 1]$. Since σ is a line segment in \mathbb{R} we can use the classical definition of variation and so for all n

$$\text{var}(f, \sigma) \geq \sum_{j=2}^n |f(z_j) - f(z_{j-1})| = \frac{2}{\pi} \sum_{j=2}^n \left| \frac{1}{2j-1} + \frac{1}{2j-3} \right|$$

and hence f is not even of bounded variation on σ .

It follows that no such isomorphism Φ can exist. That is, σ and τ are homeomorphic curves for which the function spaces $AC(\sigma)$ and $AC(\tau)$ are not isomorphic.

References

- [AD1] B. Ashton and I. Doust, Functions of bounded variation on compact subsets of the plane, *Studia Math.*, **169** (2005), 163–188.
- [AD2] B. Ashton and I. Doust, A comparison of algebras of functions of bounded variation, *Proc. Edinb. Math. Soc.* (2) **49** (2006), 575–591.
- [AD3] B. Ashton and I. Doust, Compact $AC(\sigma)$ operators, *Integral Equations Operator Theory* **63** (2009), 459–472.
- [AD4] B. Ashton and I. Doust, $AC(\sigma)$ operators, *J. Operator Theory* **65** (2011), 255–279.
- [BG] E. Berkson and T. A. Gillespie, AC functions on the circle and spectral families, *J. Operator Theory* **13** (1985), 33–47.
- [Die] R. Diestel, *Graph theory*, Fourth edition, Graduate Texts in Mathematics 173. Springer, Heidelberg, 2010.
- [DAS] I. Doust and S. Al-shakarchi, Isomorphisms of $AC(\sigma)$ spaces for countable sets, *The diversity and beauty of applied operator theory*, 193–206, *Oper. Theory Adv. Appl.*, **268**, Birkhäuser/Springer, Cham, 2018.
- [DL1] I. Doust and M. Leinert, Isomorphisms of $AC(\sigma)$ spaces, *Studia Math* **228** (2015), 7–31.
- [DL2] I. Doust and M. Leinert, Approximation in $AC(\sigma)$, arXiv:1312.1806v1, 2013.
- [Dow] H. R. Dowson, *Spectral theory of linear operators*, London Mathematical Society Monographs 12, Academic Press, London, 1978.
- [GT] J. L. Gross and T. W. Tucker, *Topological graph theory*, New York, Wiley (1987).