

ON THE CONSTRUCTION OF KNOTS AND LINKS FROM THOMPSON'S GROUPS.

VAUGHAN F. R. JONES

ABSTRACT. We review recent developments in the theory of Thompson group representations related to knot theory.

CONTENTS

1. Introduction	1
2. The directed set/functor method.	2
3. The connection with knots.	4
4. Relationship with the original construction- proof of theorem 3.0.1.	9
5. The annular version, Thompson's groups T_n .	14
6. The group structure-analogy with braid groups.	15
7. Questions.	19
References	20

1. INTRODUCTION

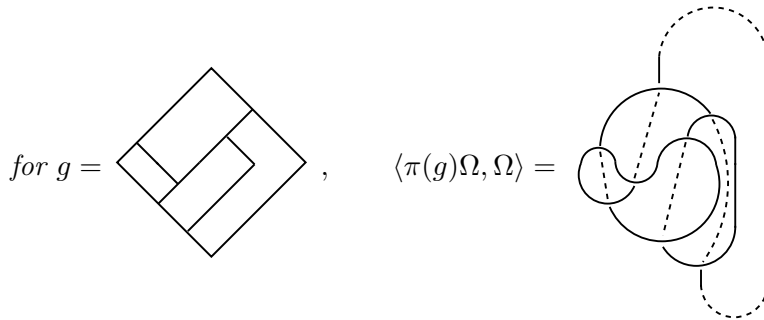
A few years ago now a method of geometric origin was introduced for constructing representations of Thompson's groups F and T of piecewise linear homeomorphisms of $[0, 1]$ and S^1 respectively. Applying this construction to the category of Conway tangles gave a way of constructing a link from a Thompson group element. It was shown in [17] that all links arise in this fashion. The knot theoretic outcome of this construction can be summed up in the following result, where the diagrams drawn are hopefully sufficiently clear to indicate the general case (the dashed lines indicate what has been essentially added to the pair of binary planar rooted trees-if one removes them from the knot on the right, the tree structures top and bottom should be apparent). For details consult [17].

Theorem 1.0.1. *Let R be the ring of formal linear combinations (over \mathbb{Z}) of isotopy classes of unoriented link diagrams with multiplication given by distant union and conjugation given by mirror image. There is an R -module \mathcal{V} with R -valued sesquilinear inner product \langle, \rangle , together with a privileged element $\Omega \in \mathcal{V}$, and a \langle, \rangle -preserving*

2010 *Mathematics Subject Classification.* 57M25, 57M27, 20F36, 20F38, 22D10.

Key words and phrases. Thompson group, knot, link, braid, representation, skein theory.

\mathbb{R} -linear action π of Thompson's group F on \mathcal{V} such that, for instance,



if $g \in F$ is given by the "pair of trees" representation (see [7]) as above. Moreover any link in \mathbb{R}^3 arises in this way.

Since then this construction has been better understood, considerably simplified and generalised, though admittedly at the cost of geometric understanding. In this largely expository paper we will first describe the new simplified version of the construction with a few new examples of actions of Thompson groups. We will then explain the particular context that leads to the theorem above—further simplified by the use of the Thompson groups F_3 and T_3 rather than F_2 and T_2 . Finally we will list a few obvious questions that remain open at this stage.

2. THE DIRECTED SET/FUNCTOR METHOD.

A planar k -forest is the isotopy class of a disjoint union of planar rooted trees all of whose vertices are adjacent to $k + 1$ edges, embedded in \mathbb{R}^2 with roots lying on $(\mathbb{R}, 0)$ and leaves lying on $(\mathbb{R}, 1)$. The isotopies preserve the strip $(\mathbb{R}, [0, 1])$ but may act nontrivially on the boundary. Planar k -forests form a category in the obvious way with objects being \mathbb{N} whose elements are identified with isotopy classes of sets of points on a line and whose morphisms are the planar k -forests themselves, which can be composed by stacking a forest in $(\mathbb{R}, [0, 1])$ on top of another, lining up the leaves of the one on the bottom with the roots of the other by isotopy then rescaling the y axis to return to a forest in $(\mathbb{R}, [0, 1])$.

We will call this category \mathcal{F}_k .

The set of morphisms from 1 to n in \mathcal{F}_k is the set of k -ary planar rooted trees \mathfrak{T}_k and is a *directed set* with $s \leq t$ iff there is and $f \in \mathcal{F}$ with $t = fs$.

It is useful to know the number of k -ary planar rooted trees.

Proposition 2.0.1. *There are $FC(k, n)$ k -ary planar rooted trees with n vertices where $FC(k, n)$ is the Fuss-Catlan number $\frac{1}{(k-1)n+1} \binom{kn}{n}$.*

Proof. By attaching k new trees to the root vertex we see that the number of k -ary planar rooted trees with n vertices satisfies the same recursion relation:

$$FC(k, n+1) = \sum_{\ell_1, \ell_2, \dots, \ell_k, \sum \ell_i = n} \prod_{i=1}^n FC(k, \ell_i).$$

See [10] for details about the Fuss-Catalan numbers. □

Given a functor $\Phi : \mathcal{F} \rightarrow \mathcal{C}$ to a category \mathcal{C} whose objects are sets, we define the direct system S_Φ which associates to each $t \in \mathfrak{T}$, $t : 1 \rightarrow n$, the set $\Phi(\text{target}(t)) = \Phi(n)$. For each $s \leq t$ we need to give ι_s^t . For this observe that there is an $f \in \mathcal{F}$ for which $t = fs$ so we define

$$\iota_s^t = \Phi(f)$$

which is an element of $Mor_{\mathcal{C}}(\Phi(\text{target}(s)), \Phi(\text{target}(t)))$ as required. The ι_s^t trivially satisfy the axioms of a direct system.

As a slight variation on this theme, given a functor $\Phi : \mathcal{F} \rightarrow \mathcal{C}$ to any category \mathcal{C} , and an object $\omega \in \mathcal{C}$, form the category \mathcal{C}^ω whose objects are the sets $Mor_{\mathcal{C}}(\omega, obj)$ for every object obj in \mathcal{C} , and whose morphisms are composition with those of \mathcal{C} . The definition of the functor $\Phi^\omega : \mathcal{F} \rightarrow \mathcal{C}^\omega$ is obvious. Thus the direct system S_{Φ^ω} associates to each $t \in \mathfrak{T}$, $t : 1 \rightarrow n$, the set $Mor_{\mathcal{C}}(\omega, \Phi(n))$. Given $s \leq t$ let $f \in \mathcal{F}$ be such that $t = fs$. Then for $\kappa \in Mor_{\mathcal{C}}(\omega, \Phi(\text{target}(s)))$,

$$\iota_s^t(\kappa) = \Phi(f) \circ \kappa$$

which is an element of $Mor_{\mathcal{C}}(\omega, \Phi(\text{target}(t)))$.

As in [14] we consider the direct limit:

$$\lim_{\rightarrow} S_\Phi = \{(t, x) \text{ with } t \in \mathfrak{T}, x \in \Phi(\text{target}(t))\} / \sim$$

where $(t, x) \sim (s, y)$ iff there are $r \in \mathfrak{T}$, $z \in \Phi(\text{target}(z))$ with $t = fr$, $s = gr$ and $\Phi(f)(x) = z = \Phi(g)(y)$.

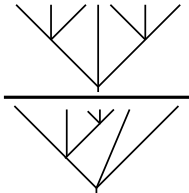
We use $\frac{t}{x}$ to denote the equivalence class of (t, x) mod \sim .

The limit $\lim_{\rightarrow} S_\Phi$ will inherit structure from the category \mathcal{C} . For instance if the objects of \mathcal{C} are Hilbert spaces and the morphisms are isometries then $\lim_{\rightarrow} S_\Phi$ will be a pre-Hilbert space which may be completed to a Hilbert space which we will also call the direct limit unless special care is required.

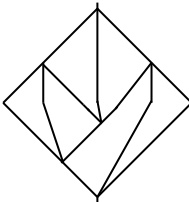
As was observed in [14], if we let Φ be the identity functor and choose ω to be the tree with one leaf, then the inductive limit consists of equivalence classes of pairs $\frac{t}{x}$ where $t \in \mathcal{T}$ and $x \in \Phi(\text{target}(t)) = Mor(1, \text{target}(t))$. But $Mor(1, \text{target}(t))$ is nothing but $s \in \mathcal{T}$ with $\text{target}(s) = \text{target}(t)$, i.e. trees with the same number of leaves as t . Thus the inductive limit is nothing but the (Brown-)Thompson group F_k with group law

$$\frac{r}{s} \frac{s}{t} = \frac{r}{t}.$$

For instance the following tree fraction gives an element of F_3 :



It is part of the philosophy of this paper to think of such an element also as the diagram obtained by flipping the numerator upside down and attaching its leaves to those of the denominator so that, for instance, the above element can equally be written



(Geometrically this makes sense- F_3 is a group of piecewise linear homeomorphisms constructed from intervals which are sent by scaling transformations to other intervals. If we associate an interval with each leaf of a tree by the rule that each vertex of the tree splits an interval up into three adjacent intervals of equal width, then the element of F_3 given by a diagram as above maps an interval of a leaf of the bottom tree to the interval of the leaf of the top tree to which it is attached.)

With this definition of the group we may construct actions in a simple way. For any functor Φ , $\lim_{\rightarrow} S_{\Phi}$ carries a natural action of F_k defined as follows:

$$\frac{s}{t} \left(\frac{t}{x} \right) = \frac{s}{x}$$

where $s, t \in \mathfrak{T}_k$ with $target(s) = target(t) = n$ and $x \in \Phi(n)$. A Thompson group element given as a pair of trees with m leaves, and an element of $\lim_{\rightarrow} S_{\Phi}$ given as a pair (tree with n leaves, element of $\Phi(n)$), may not be immediately composable by the above formula, but they can always be “stabilised” to be so within their equivalence classes.


The Thompson group action preserves the structure of $\lim_{\rightarrow} S_{\Phi}$ so for instance in the Hilbert space case the representations are unitary.

3. THE CONNECTION WITH KNOTS.

A Conway tangle is an isotopy class of rectangles with m “top” and n “bottom” boundary points, containing smooth curves called strings with under and over crossings which meet the boundary transversally in the $m + n$ boundary points. The isotopies are considered to contain the three Reidemeister moves but must fix the top and bottom edges of the rectangles. Conway tangles form a category whose objects are $0 \cup \mathbb{N}$ with the non-negative integer n being identified with isotopy classes

of sets of n points in an interval. The morphisms are then the Conway tangles with the obvious stacking as composition:

A morphism in \mathfrak{C} from 3 to 5 :



Of course the set of morphisms from m to n is empty if $m + n$ is odd.

Definition 3.0.1. *The Conway tangles defined above will be called the category of tangles \mathfrak{C} .*

We will apply the construction of the previous section to the ternary Thompson group F_3 to obtain actions of it on spaces of tangles. We distinguish three slightly different ways to do this.

(1) Set theoretic version:

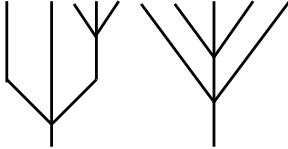
To perform the construction of the previous section we need to define a functor from ternary forests to \mathfrak{C} .

Definition 3.0.2. *The functor $\Phi : \mathcal{F}_3 \rightarrow \mathfrak{C}$ is defined as follows:*

a) *On objects $\Phi(n) = n$ so that the roots of a planar forest are sent to the boundary points at the bottom of a tangle, from left to right.*

b) *On morphisms (i.e. forests), $\Phi(f)$ is defined to be the tangle obtained by isotoping the forest to be in a rectangle with roots on the bottom edge and leaves on the top edge, and replacing each vertex of the forest with a crossing thus:*

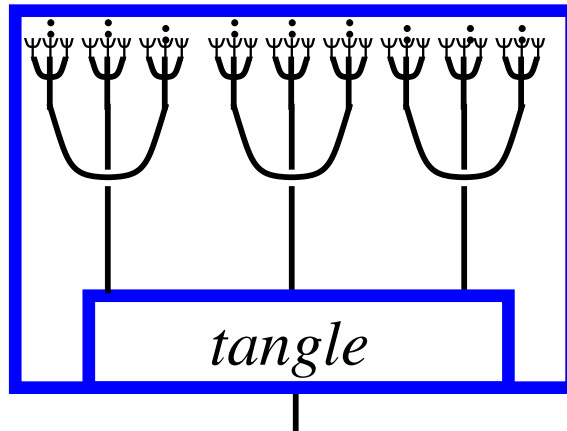


Thus for instance if f is the forest  then

$$\Phi(f) = \img alt="A diagram showing the image of the forest f under the map Phi. It consists of two U-shaped curves, each with a vertical stem extending downwards. The entire diagram is enclosed in a blue rectangular box." data-bbox="461 275 648 364"/>$$

The well definedness and functoriality of Φ are obvious.

By the machinery of the previous section we obtain an action of F_3 on a set $\tilde{\mathcal{C}}$, the direct limit of sets of tangles. An element of the set $\tilde{\mathcal{C}}$ is the equivalence class of a pair (t, T) where t is a ternary planar rooted tree with n leaves and T is a $(1, n)$ Conway tangle. Adding a single vertex to t corresponds to adding a single crossing to T and this generates the equivalence relation. Thus an element of $\tilde{\mathcal{C}}$ can be thought of as an infinite tangle with one boundary point at the bottom and eventually ending up with a lot of simple crossings as below:



The original geometric intuition of our construction was to think of a Thompson group element as giving a piecewise linear foliation of a rectangle attaching points at the bottom to their images on the top, and stacking it on top of the above picture to give a new such picture. See [15].

(2) Linearised version:

Recall that R is the ring of formal linear combinations (over \mathbb{Z}) of (three dimensional) isotopy classes of unoriented links with distant union as multiplication. An unoriented link acts on a tangle simply by inserting a diagram for it in any region of the tangle.

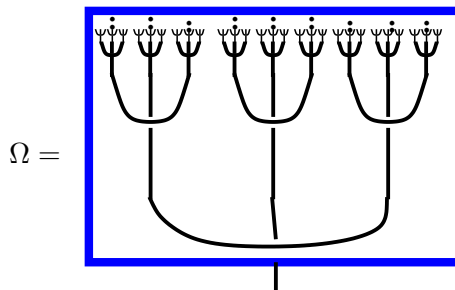
One may alter the above construction by replacing the set of $(1, 2k + 1)$ tangles by the free R -module $R\mathfrak{C}_{1,k}$ having those tangles as a basis. This way the direct limit V is also an R -module. More importantly mirror image defines an involution on R and there is a sesquilinear form $\langle S, T \rangle$ on each $R\mathfrak{C}_{1,k}$ obtained by reflecting the tangle T about the top side of its rectangle, then placing it above S and connecting all the boundary points in the obvious way to obtain an element of R .

Unfortunately the connecting maps ι_s^t of the direct system do not preserve \langle, \rangle . But this is easily remedied by adjoining a formal variable $\sqrt{\delta}$ and its inverse to R to obtain $R[\sqrt{\delta}, \frac{1}{\sqrt{\delta}}]$. One then modifies the functor Φ by multiplying the $R[\sqrt{\delta}, \frac{1}{\sqrt{\delta}}]$ -linear map induced by Φ in (i) above (by its action on a the basis of tangles) by $(\frac{1}{\sqrt{\delta}})^p$ where p is the number of vertices in the forest. Then the connecting maps preserve the sesquilinear form which thus passes to a sesquilinear form on the direct limit $R[\sqrt{\delta}, \frac{1}{\sqrt{\delta}}]$ -module which is tautologically preserved by the action of F_3 . To simplify notation we will continue to use R for $R[\sqrt{\delta}, \frac{1}{\sqrt{\delta}}]$.

Now we are finally at the interesting bit. Given a representation of a group G on an R -module V , $g \mapsto u_g$, preserving a sesquilinear form \langle, \rangle , the *coefficients* of the representation are the functions

$$g \mapsto \langle u_g(\xi), \eta \rangle$$

as ξ and η vary in V . But our construction of the direct limit gives us a privileged vector in V , namely the equivalence class of the $(1, 1)$ tangle ω consisting of a single straight string connecting the boundary points of a rectangle with two boundary points altogether. We will call this vector Ω . If we want to think of Ω as an element of V thought of as an infinite tangle, it is just:



(normalised by the appropriate power of δ for a given finite approximation).

Since Ω is a privileged vector, we would like to know the function on F_3 given by the coefficient $\langle u_g(\Omega), \Omega \rangle$, g being an element of F_3 and u_g being the representation we have constructed. It is tempting to call the vector Ω

the “vacuum vector” so that by analogy with physics (strengthened by the next section on topological quantum field theory) we offer the following:

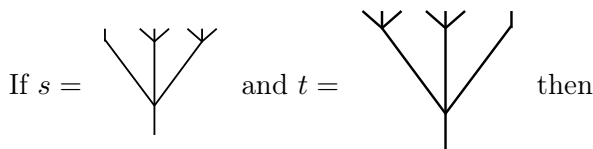
Definition 3.0.3. *The element $\langle u_g(\Omega), \Omega \rangle$ of $R[\sqrt{\delta}, \frac{1}{\sqrt{\delta}}]$ is called the vacuum expectation value of $g \in F_3$. (It is just a power of δ times a tangle.)*

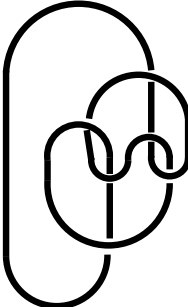
It is not hard to calculate this element of R if we follow the definitions carefully.

Let $g = \frac{s}{t}$ be an element of F_3 where s and t are planar rooted ternary trees with the same number of leaves. $\Omega \in V$ is given by $\frac{1}{\omega}$ where 1 is the tree with no vertices. To calculate $u_g(\Omega)$ we need to stabilise 1 so that we can apply the formula defining the representation. Thus we write $\frac{1}{\omega} = \frac{t}{\Phi(t)}$ (recall that Φ is defined on a tree by changing all the vertices to crossings). Thus by definitino

$$u_g(\Omega) = \frac{s}{\Phi(t)}.$$

To evaluate the sesquilinear form we must write Ω in the form $\frac{s}{\text{something}}$ and clearly that something is $\Phi(s)$. Thus the coefficient is obtained by attaching s to an upside down copy of t , joining the top vertex to the bottom one and replacing vertices by crossings, thus:



$$\langle u_g \Omega, \Omega \rangle = \frac{1}{\delta^2}$$


The factor $\frac{1}{\delta^2}$ comes innocently from the normalisation of the functor Φ . The picture is fairly obviously a trefoil.

Definition 3.0.4. *If $g \in F_3$ we call $L(g)$ the link $\delta^n \langle u_g \Omega, \Omega \rangle$ for the unique representation of g as a pair of trees with a minimal number of vertices.*

Then we have:

Theorem 3.0.1. *Any knot or link can be obtained as $L(g)$ for some $g \in F_3$.*

These vacuum expectation values are inherently unoriented. There are two ways to handle oriented links, the most powerful of which is presented in [5]. But the easiest way is to use the following.

Definition 3.0.5. Let $\vec{F}_3 < F_3$ be the subgroup of elements for whose pair of trees presentation the checkerboard shading gives a Seifert surface.

For F_2 this subgroup was identified in [9] as being isomorphic to F_3 ! See also [20].

(3) Skein theory version.

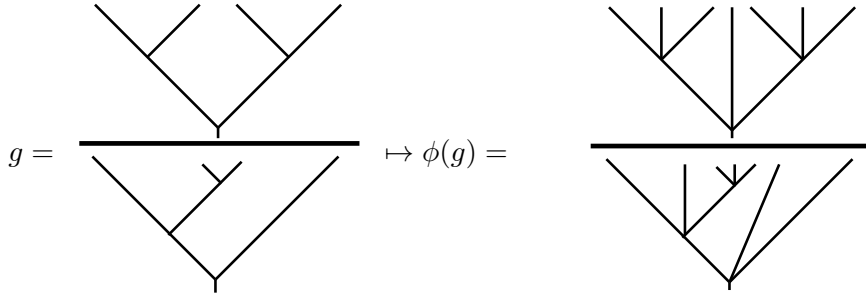
In the simple linearised version one may easily specialise $\delta (\neq 0)$ and use the complex numbers as coefficients. But each approximating space to the inductive limit is infinite dimensional. This can be remedied by taking a skein theory relation ([8],[19]) and applying it to the approximating vector spaces spanned by tangles. This is entirely compatible with the Thompson group action. The vacuum expectation value will then be just the link invariant of the skein theory for the link $L(g)$ of definition 3.0.4. Since we are dealing with an unoriented theory the skein theories will have to be unoriented also and we will have to play the usual regular isotopy game. Indeed the vacuum expectation value will be an invariant of regular isotopy if we use the Kauffman bracket or the Kauffman polynomial. Moreover the diagram for $L(g)$ can be considered up to regular isotopy. Since the proof below of the realisation of all links as $L(g)$ actually uses a lot of type I Reidemeister moves, one may ask whether all *regular isotopy classes* of link diagrams actually arise as $L(g)$.

(4) TQFT version: We may “apply a (unitary) TQFT” at any stage in the above procedures, provided it is unoriented. This means that the approximating subspaces for the direct limit are finite dimensional Hilbert spaces and the connecting maps ι_s^t are isometries so the direct limit vector space is a pre-Hilbert space on which the Thompson group acts by isometries so we can complete and obtain a *unitary* representation of the Thompson group.

The vacuum expectation values of the unitary representation can then always be calculated as statistical mechanical sums as in [16].

4. RELATIONSHIP WITH THE ORIGINAL CONSTRUCTION- PROOF OF THEOREM 3.0.1.

It is possible to understand the construction of [17], which we gave in the introduction, in terms of a natural embedding ϕ of F_2 in F_3 . Take a binary rooted planar tree and simply attach another leaf to the middle of each vertex thus:

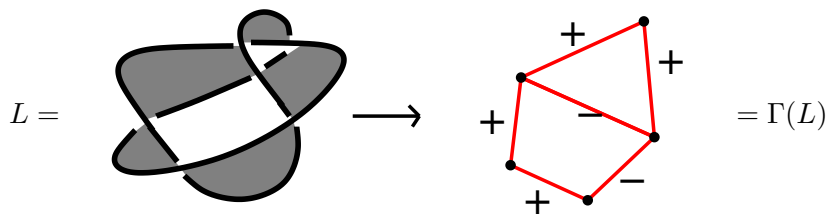


By construction $\langle u_{\phi(g)}\Omega, \Omega \rangle$ is the same as the coefficient of $g \in F_2$ defined in [17]. When there is no ambiguity we will identify F_2 with $\phi(F_2)$ as a subgroup of F_3 .

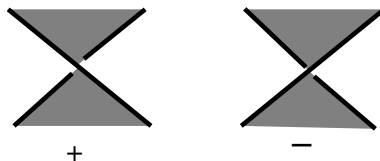
Since F_3 is much bigger than F_2 it should be possible to find a simpler proof of the ‘‘Alexander’’ theorem 3.0.1 that all links can be obtained as vacuum expectation values for elements of F_3 . We will see that, if we try to imitate the proof of [17] we run into a problem with signs so that the proof of the weaker theorem seems harder than that of the stronger one! So we will sketch a slightly improved version of the proof of [17], pointing out the difference between the F_2 and F_3 cases.

Proof of theorem 3.0.1:

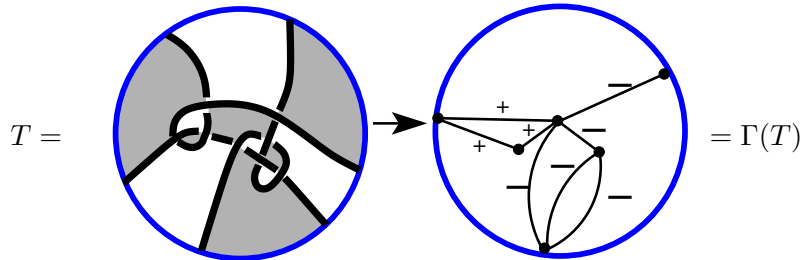
Proof. Given a link diagram L for an unoriented link L we start by forming the edge-signed planar graph $\Gamma(L)$ given by a checkerboard shading of L as usual, thus:



Where we have adopted the sign convention of [17]:

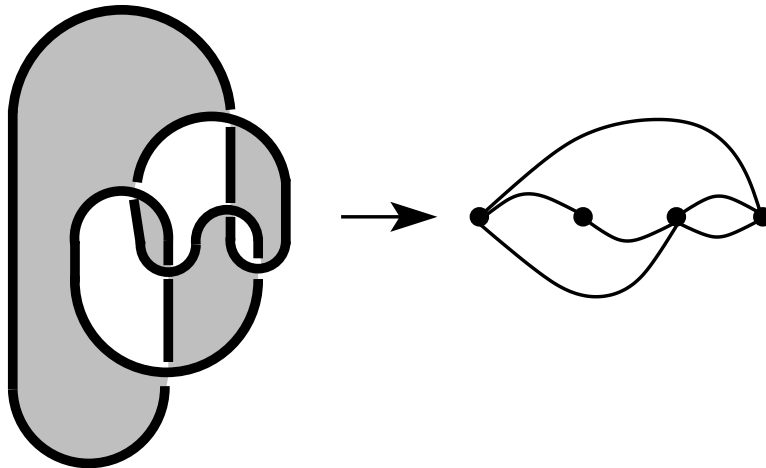


This process may be extended to Conway tangles, moving the vertices for boundary-touching faces to the boundary thus:



It is important to note that this process is *reversible*, a tangle can be obtained from any planar graph Γ with some vertices on the boundary, by putting little crossings in the middle of the edges of Γ and connecting them up around the faces of Γ with the faces meeting the boundary having two points on the boundary rather than a little crossing. (Or equivalently define the tangle as the intersection of some smooth disc with the link defined by Γ .) This means that the map from Conway tangles to planar graphs in a disc is injective.

Observe that if the link diagram is of the form $L(g)$ (see 3.0.4) then $\Gamma(L)$ has a special form, e.g.



Observe that the diagram consists of two (not necessarily ternary) trees, one above and one below the line where the two (ternary) trees of g meet. The strategy of the proof is to take a link diagram L and modify it by planar isotopies and Reidemeister moves so that $\Gamma(L)$ looks like a graph as above.

Definition 4.0.1. A rooted planar/linear n -tree will be the isotopy class of a planar tree with all vertices being points on the x -axis, the isotopies being required to preserve the x axis. The root is then the leftmost point on the straight line which might as well be taken as 0.

We see that an element $g \in F_3$ (defined as a pair of ternary trees) has trees T^+ and T^- above and below the x axis respectively with the x axis as boundary. The

signed graphs $\Gamma(T^+)$ and $\Gamma(T^-)$ are both rooted planar/linear n -trees where the trees defining g have $2n - 1$ leaves.

Remark 4.0.1. Here there is a new phenomenon compared to the F_2 case of [17]. If $g \in F_2 < F_3$ (and there are no cancelling carets) all the edges of $\Gamma(T^+)$ have a plus sign and all the edges of $\Gamma(T^-)$ have a minus sign. This is no longer true for a general element of F_3 . In fact each edge of $\Gamma(T^+)$ and $\Gamma(T^-)$ can be orientated pointing away from the root of the tree. For $\Gamma(T^+)$, if the x co-ordinate of the first vertex of the edge is less than the x co-ordinate of the second then the sign of the edge is plus, and in the opposite case it is minus. And the other way round for $\Gamma(T^-)$.

(*)Elements of F_2 are characterised by the fact that the x coordinate increases along edges.

Proposition 4.0.1. *There are $FC(3, n-1) = \frac{1}{2n-1} \binom{3n-3}{n-1}$ rooted planar/linear n -trees with n vertices.*

Proof. We need to establish the recurrence relation in the proof of 2.0.1 for $k = 3$. Let pl_n be the number of rooted planar/linear n -trees and take a rooted planar/linear n -tree t with 2 vertices. Then given 3 rooted planar/linear n -trees t_1, t_2 and t_3 one may form another rooted planar/linear n -tree by attaching t_1 to the right of the root of t , the reflection of t_2 in the y axis to the left of the non-root vertex of t and t_3 to the right of the non-root vertex of t . Moreover any rooted planar/linear $n + 1$ -tree can be decomposed in this way. Thus $pl_{n+1} = \sum_{\ell_1+\ell_2+\ell_3=n} pl_{\ell_1}pl_{\ell_2}pl_{\ell_3}$. □

By 2.0.1, 4.0.1 and the injectivity of the map from trees to tangles, or directly, there are the same number of rooted planar/linear $n + 1$ -trees as there are ternary n -trees, and given two rooted planar/linear $n + 1$ -trees Γ_{\pm} we can construct an element of F_3 by flipping Γ_- upside down and attaching it underneath Γ_+ to form a planar graph and signing all the edges according to whether their end points have smaller or larger x coordinate, we obtain a signed planar graph $\Gamma_+ \cup \Gamma_-$ from which we get a link L with $\Gamma(L) = \Gamma_+ \cup \Gamma_-$.

By remark 4.0.1, if $g \in F_2$, any tree in $\Gamma_+ \cup \Gamma_-$ that arose at this point were rooted planar/linear n -trees of a special kind-namely any vertex was connected by exactly one edge to a vertex to the left of it. Such trees are counted by the usual Catalan numbers.

To prove theorem 3.0.1, we see that it suffices to find rooted planar/linear $n + 1$ -trees Γ_{\pm} so that $\Gamma_+ \cup \Gamma_-$ differs from $\Gamma(L)$ by planar isotopies and Reidemeister moves. We will give a slightly improved version of the argument of [17] which will give us elements of F_2 . Surprisingly, we will only use Reidemeister moves of types I and II.

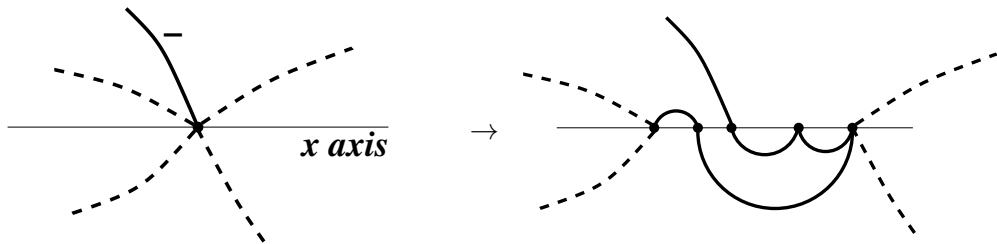
Note that we may suppose the link diagram L is connected so that $\Gamma(L)$ is too.

First isotope $\Gamma(L)$ so that all its vertices are on the x axis. Unless there is a Hamiltonian path through the vertices of $\Gamma(L)$, there will be edges of $\Gamma(L)$ the x

axis. Taking care of these edges is very simple and is described in lemma 5.3.6 of [17], but some previous versions of [17] are missing this point—near where the offending edge cross the x axis, just add two vertices to $\Gamma(L)$ on the x axis and join them with an edge signed \pm according to the sign of the offending edge. Continue to call this graph $\Gamma(L)$. See [17].

At this stage we have a lot of the ingredients of an edge-signed rooted planar/linear graph of the form $\Gamma(L(g))$. $\Gamma(L)$ consists of two graphs, $\Gamma(L)^+$ and $\Gamma(L)^-$ in the upper and lower half-planes respectively, with vertices all lying on the x axis. The root is the vertex with smallest x coordinate. We will make a series of modifications and continue to call the graph $\Gamma(L)$ after each modification since it will represent the same link.

The first thing we will take care of is the signs. Since we are trying to produce an element of F_2 , we must end up with all $\Gamma(L)^+$ signs positive and all $\Gamma(L)^-$ signs negative. There is no reason for this to be true. But we may change $\Gamma(L)$ by type II Reidemeister moves so as to correct the bad signs one at a time. Here is how—in the diagram below the dashed lines are edges of indeterminate sign, the solid lines with no signs are positive edges if they are above the x axis and negative if below, except for a solid line with a sign next to it which is an edge with that sign.

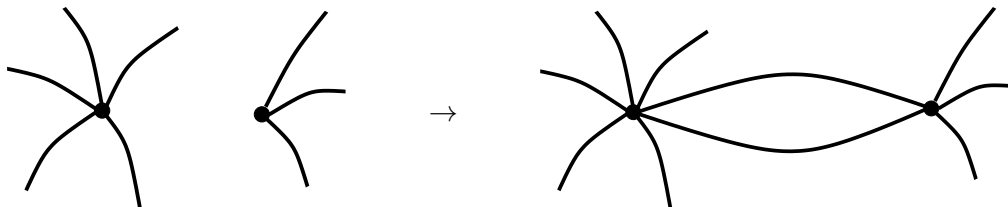


Here we have started with a “bad” edge above the x axis and changed the graph near one end of that edge. The two small added edges in the lower half plane cancel (type II Reidemeister move) with the solid edge above to recreate the bad edge. The other two added edges just cancel to return the picture to its original form. Thus that part of the graph $\Gamma(L)$ shown on the left gives the same link after being replaced by the figure on the right.

We now need to alter the graph so that if we orient the edges away from the root then the x coordinate of their sources are less than that of their targets. We can say this informally as : “each vertex is hit exactly once from the left”, top and bottom. If we do this with local changes in accordance with our convention that edges in the upper and lower half planes are positive and negative respectively, we will be done.

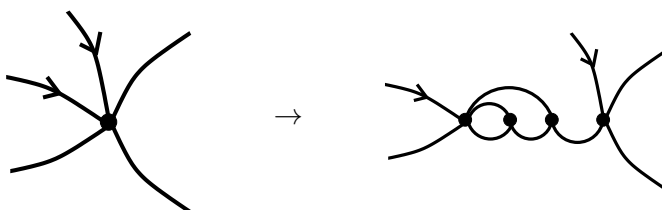
First let us make sure that every (non root) vertex is hit from the left, top and bottom. If there is one that is not, simply join it to its neighbour on the left with a

pair of cancelling edges thus:



(Recall that the edges all get their signs from being in the upper or lower half plane.)

Now our only remaining problem is that vertices may have multiple hits from the left. We only need to show how to get rid of the leftmost one at each vertex, wolog in the upper half plane. Proceed thus:

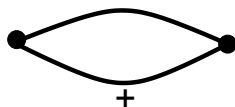


The two edges hitting the vertex from the left have been replaced by one. A brace of type I and II Reidemeister moves shows that replacing the picture on the left by the one on the right preserves the link L . And all the added vertices are hit exactly once, top and bottom, from the left.

Continuing in this way one obtains a $\Gamma(L)$ consisting of two rooted planar/linear n -trees top and bottom from which an element of F_3 (in fact it's in F_2) may be reconstructed by the method we described for going from a signed planar graph back to a link diagram.

This ends the proof of theorem 3.0.1. \square

The algorithm for constructing Thompson group elements from links in the above proof is of theoretical interest only. In particular the sign correcting move is very inefficient. Even for the Hopf link, if one starts with the following $\Gamma(L)$ and applies the algorithm, the Thompson group element is very complicated (remember that the top edge is a positive one by convention):



5. THE ANNULAR VERSION, THOMPSON'S GROUPS T_n .

There are two other well known versions of the Thompson groups F_n , namely T_n and V_n . T_n is a group of PL homeomorphisms of the circle (rather than the interval) with slopes all powers of n and non smooth points all of the form $\frac{a}{n^b}$. T_n contains an obvious copy of F_n and can be obtained from it by adding rotations of the circle by

angles $\frac{2\pi a}{n^b}$. V_n is even bigger, allowing discontinuous permutations of the intervals on the circle.

Both T_n and V_n can be constructed from our category of forests method by suitably decorating the forests with cyclic and general permutations respectively-see [14]. But the functor to tangles only works for T_n because of the discontinuities in V_n . Obviously all knots and links can be obtained from T_3 from this functor since they can already be made from F_3 , but some links may be much easier to realise using T_3 .

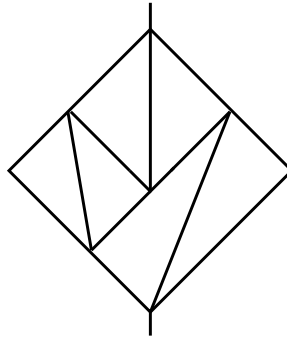
There is a bigger group called the “braided Thompson group” [12] which should have all the advantages of both braids and the Thompson groups.

6. THE GROUP STRUCTURE-ANALOGY WITH BRAID GROUPS.


We are promoting the Thompson groups as groups from which links can be constructed, like the braid groups. In this section we will establish a strong, albeit not always straightforward, analogy between the two groups and their relationships with links.

The most obvious first thing missing from our construction of the Thompson groups in section 2, which is front and centre in the braid groups, is a geometric understanding of the group law. But this is supplied by work of Guba and Sapir in [13] and Belk in [6]. Here is how to compose two F_3 elements, given as pairs of rooted planar ternary trees $\frac{s}{t}$ as usual, from this point of view.

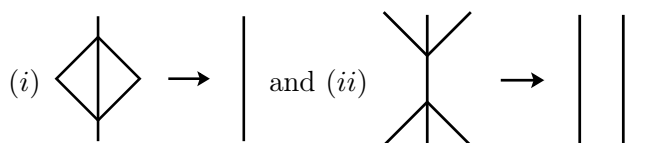
Given $\frac{r}{s}$ and $\frac{s}{t}$, draw them as we have with the denominator on the bottom and the numerator, upside down, on the top, joined at the leaves, thus:



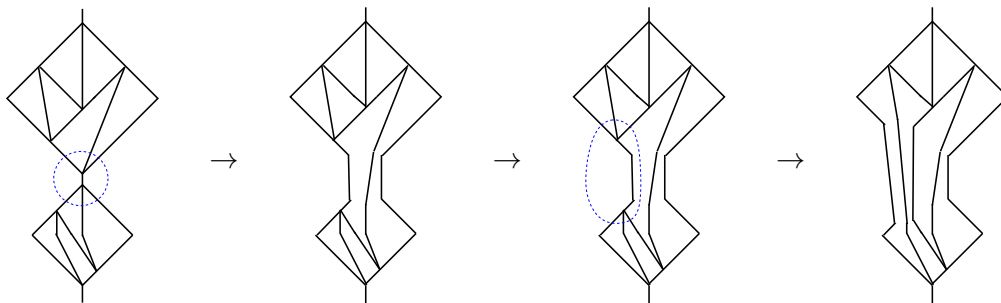
Now arrange the picture of $\frac{s}{t}$ underneath that of $\frac{r}{s}$ with the top vertices aligned, and fuse the top edges thus:



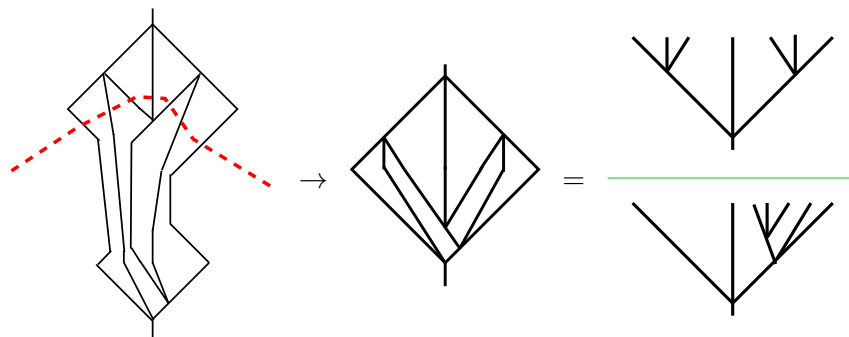
Now apply the following two cancellation moves:



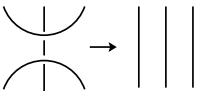
until they can no longer be applied. It is easy enough to see that at this point the remaining diagram can be decomposed into a pair of ternary planar trees, thus another element of F_3 . We illustrate with the above example:



Now we draw in a curve showing the split between the top and bottom trees, and redraw as a standard picture.



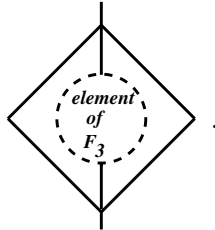
N.B. It is important to note that of the vacuum expectation value of the composition- by replacing the vertices of the diagrams by crossings- cannot be done until all the cancellations have been made.

This is because the knot theoretic move  is NOT an isotopy. It is what we call and “elementary cobordism”.

Definition 6.0.1. Changing $\bigcirc\bigcirc$ to \bigcap in a link diagram is called an “elementary cobordism”.

Thus each time we apply the cancellation move (ii) above we are changing the underlying link by an elementary cobordism. In particular we see that the first cancellation applied in the sequence of moves in the Guba-Sapir-Belk composition method actually transforms the underlying link almost into the connect sum-it differs from it by a single elementary cobordism.

Let us call H the subgroup of F_3 consisting of all elements of the form



(Obviously $H \cong F_3$.) For $h \in H$, $L(h)$ always contains a distant unknot sitting on top of another link. Let \tilde{h} be $L(h)$ with this distant unknot removed. Let us also define the size $|g|$ of an element $g \in F_3$ to be the number of vertices in a tree of a minimal pair of trees picture of g , not counting the root vertex. Then $|gh| \leq |g| + |h|$ with equality only if there is only the first cancellation when using the Guba-Sapir-Belk composition.

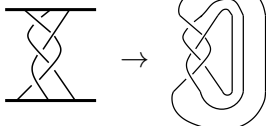
Proposition 6.0.1. Let g and h be elements of $H < F_3$ with $|gh| = |g| + |h|$. Then

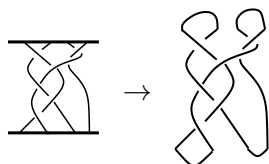
$$L(\widetilde{gh}) = L(\tilde{g}) \# L(\tilde{h})$$

Proof. This is immediate on drawing a picture of gh . □

Thus group composition in F_3 can be *directly* related to the connected sum of the links.

We now remind the reader of the two ways links can be obtained from the braid

groups B_n . They are the trace closure:  and the plat closure



. The first produces oriented links and the second is inherently

unoriented. (We call the first the “Trace” closure rather than just the closure to distinguish it from the plat closure. Both closures will produce an arbitrary link for a sufficiently large n . (The closure result is a theorem of Alexander [2], the plat closure existence follows fairly obviously from an n -bridge picture of a link.) In both cases it is known exactly when two different braids give the same link—for the closure this is a theorem of Markov (see [3]) and for the plat closure a theorem of Birman [4].

We can now create a table comparing and contrasting the braid groups and Thompson group as link constructors:

Braid groups	Thompson group
Two versions: Unoriented (Plat closure). Oriented (Trace closure).	Two versions Unoriented (all of F_3). Oriented (The subgroup $\vec{F}_3 < F_3$ of definition 3.0.5 .)
All knots and links as closure: Alexander theorem.	All knots and links as $L(g)$: “Alexander theorem”. 3.0.1
Braid index, plat index (=bridge number).	\vec{F}_3 index, F_3 index, \vec{F}_2 index, F_2 index.
Markov, Birman theorems, conjugation, double cosets, stabilisation	??,??,??
Group law: Many cobordisms applied to connected sum. No changes but isotopy after these cobordisms.	Group law: Connected sum directly. More cobordisms needed after conneced sum.
??	$L(gh) = L(g)\#L(h) \iff gh = g + h $
All B_n 's needed to get all knots and links.	One finitely presented group gives all knots and links.
Contains free groups.	Doesn't contain free groups.
Non-amenable	??
Annular version available See [11]	Annular version available.

One could argue that it is the inductive limit B_∞ of the braid groups that is the correct analogue of a Thompson group, but even then there is a strong contrast in that B_∞ is not finitely generated. Also the annular version of B_∞ is not clear.

7. QUESTIONS.

We give a list of questions which arise naturally in this work. Some are probably very easy to answer.

- (1) "Markov theorem."

Our theorems concerning the realisation of all links from Thompson group elements are analogous to Alexander's theorem ([2]) which asserts that any (oriented) link may be obtained by closing a braid. Markov's theorem answers the question of exactly when two braids give the same closure, in terms of simple changes on the braid group elements. It should be possible to give such a theorem for the Thompson groups F_3 and F_2 . It is easy enough to get moves on group elements that preserve the link, but proving sufficiency of these moves has not yet been achieved.

- (2) A detail about oriented links.

Theorem 3.0.1 is very precise—one obtains links without any ambiguity up to distant unlinks (or powers of δ). But the oriented version, as proved in [17], produces in general links that differ from the desired one by distant unlinks. So is it true that the Alexander-type theorem for oriented links from a subgroup of F_2 or F_3 is true on the nose?

- (3) A detail about regular isotopy.

Do all *regular* isotopy classes of link diagrams arise as $L(g)$? (See item 3 of section 3.)

- (4) Other Thompson groups.

It is possible to represent links as plane projections with singularities higher than double points (see, e.g. [1]), e.g. triple and quadruple points. Such projections naturally arise if one considers the Thompson groups F_{2k-2} as coming from the category of forests \mathcal{F}_{2k-1} .

- (5) Proof of theorem 3.0.1.

Find a proof more adapted to F_3 , making the different sign configurations a virtue rather than a vice.

- (6) Thompson index.

The F_k index of a link L is the smallest number of vertices of a tree such that L is represented as the vacuum expectation value of an element of F_k given by a pair of trees with n leaves. Given that the number of trees with n leaves is finite and the identification of links is algorithmically solvable, this is a *finite problem* for a given L .

Problem: calculate the F_3 and F_2 indices of the Borromean rings. (The diagram just before definition 3.0.4 shows that the F_3 index of the trefoil is 3, its F_2 index is more than 3 as can be seen by enumerating all the 25 pairs of binary planar rooted trees with 3 vertices each.)

- (7) Irreducibility.

When are the unitary representations of the Thompson groups coming from unitary TQFT's irreducible? (On the closed F_n -linear span of the vacuum.) Some progress was made on this in [18] where a family of unitary representations using the construction of section 2 for a TQFT with a slightly different functor Φ were shown to be irreducible.

(8) Flat connections.

TQFT braid group representations are known to come from monodromy of flat connections on a classifying space (KZ connection). Can we exhibit the representations of this paper, or at least some of them, as coming from flat connections on Belk's (or some other) classifying space [6]?

REFERENCES

- [1] C. Adams, Quadruple crossing number of knots and links, *emph Math. Proc. Cambridge Philosophical Society* **156** (2014) 241–253.
- [2] J. Alexander, James, A lemma on a system of knotted curves, *Proc. Natl. Acad. Sci. USA.* **9** (1923) 93–95.
- [3] J. Birman, Braids, links and mapping class groups, *Ann. Math Studies* **82**, Princeton University Press, 1975
- [4] J. Birman, On the stable equivalence of Heegaard splittings of plat presentation of links, *Canad. J. Math.* **XXVIII**, No. 2 (1976), 264–290.
- [5] Aiello Valeriano, Conti Roberto, Jones Vaughan, The Homflypt polynomial and the oriented Thompson group *Quantum Topol.* **9** (2018), 461–472
- [6] J. Belk, Thompson's group F. Ph.D. Thesis (Cornell University). arXiv preprint:0708.3609 (2007).
- [7] Cannon, J.W., Floyd, W.J. and Parry, W.R. (1996) Introductory notes on Richard Thompson's groups. *L'Enseignement Mathématique* **42** 215–256
- [8] J.H. Conway *An enumeration of knots and links, and some of their algebraic properties*. Computational Problems in Abstract Algebra (Proc. Conf., Oxford, 1967) (1970) 329–358
- [9] G. Golan and M. Sapir, On Jones' subgroup of Thompson group F, *Journal of Algebra* **470** (2017), 122–159.
- [10] R. Graham, D. Knuth, O. Patashnik *Concrete Mathematics*. Addison-Wesley Publishing Company, 2nd edition (1994)
- [11] J. J. Graham and G.I. Lehrer, *The representation theory of affine Temperley Lieb algebras*, *L'Enseignement Mathématique* **44** (1998), 1–44.
- [12] P. Greenberg, V. Sergiescu, An acyclic extension of the braid group, *Comment. Math. Helv.* **66**(1991) 109–138.
- [13] V. Guba, M. Sapir, Diagram groups, *Mem. Amer. Math. Soc.* **130**(1997)
- [14] V. Jones, A no-go theorem for the continuum limit of a periodic quantum spin chain, *Comm. Math. Phys.* **357** (2018), 295–317.
- [15] V.F.R. Jones, Planar Algebras I, preprint. [math/9909027](https://arxiv.org/abs/math/9909027)
- [16] V. Jones, (1989). On knot invariants related to some statistical mechanical models. *Pacific Journal of Mathematics*, **137**, 311–334.
- [17] V. Jones Some unitary representations of Thompson's groups F and T, *J. Comb. Algebra* **1** (2017), 1–44.
- [18] V. Jones Irreducibility of the wysiwyg representations of the Thompson group. Preprint 2018
- [19] Kauffman, L. (1987). State models and the Jones polynomial. *Topology*, **26**, 395–407.
- [20] Y. Ren (2016). From skein theory to presentations for Thompson group. [arXiv:1609.04077](https://arxiv.org/abs/1609.04077)