

A Universal Molecular-Kinetic Scaling Relation for Slip of a Simple Fluid at a Solid Boundary

Gerald J. Wang and Nicolas G. Hadjiconstantinou

Department of Mechanical Engineering,

Massachusetts Institute of Technology

Cambridge, MA 02139, USA

Abstract

Using the observation that slip in simple fluids at low and moderate shear rates is a thermally activated process driven by the shear stress in the fluid close to the solid boundary, we develop a molecular-kinetic model for simple fluid slip at solid boundaries. The proposed model, which is in the form of a universal scaling relation that connects slip and shear rate, reduces to the well known Navier-slip condition under low shear conditions, providing a direct connection between molecular parameters and the slip length. Molecular-dynamics simulations are in very good agreement with the predicted dependence of slip on system parameters, including the temperature and fluid-solid interaction strength. Connections between our model and previous work, as well as simulation and experimental results, are explored and discussed.

INTRODUCTION

Fluids under nanoscale confinement can exhibit a number of remarkable transport properties, including anomalous flow rates [1–3], diffusion [4], and heat transfer [5]. Nanofluidic engineering exploits these phenomena for the development of novel materials for clean water [6] and energy [7] among other applications. Modeling the dynamics of nanoconfined fluids requires a detailed understanding of the effect of the fluid-solid interface on transport in these conditions [8–11].

Slip at the fluid-solid interface is, perhaps, the most ubiquitous of these phenomena and has received considerable attention (see, for example, [11–18, 47]). In the case of dilute gas systems, the functional form of the slip relation as well as slip coefficients can be calculated via asymptotic expansions of the Boltzmann equation [19–21]. In dense liquids such analytical treatments are not possible; however, strong empirical evidence exists that the slip relation is of the same form as the dilute case, namely

$$u_s = \beta \left. \frac{\partial u}{\partial \eta} \right|_b \quad (1)$$

which is referred to as the Navier slip condition, after Navier [22] who first proposed it. In this expression, u_s is the slip velocity (difference between the fluid velocity at the boundary and the boundary velocity), u is the flow velocity in the direction parallel to the boundary, and η is the wall normal in the direction pointing into the fluid; the subscript “b” denotes the boundary location.

Most research in the dense-fluid arena has thus focused on investigating the properties of the slip length β . Of particular note is the work of Thompson and Troian [11], which showed that molecular-dynamics (MD) data for the slip length could be described well by an expression of the form $\beta = \beta_0(1 - \dot{\gamma}/\dot{\gamma}_c)^{-1/2}$ (where β_0 is the slip length at low shear rates, $\dot{\gamma}$ denotes the shear rate, and $\dot{\gamma}_c$ is a constant that depends on the fluid as well as the fluid-solid interaction details), suggesting that the slip length obeys some form of critical dynamics. Other groups have made use of Green-Kubo analyses to develop models that relate the slip length to the solid-liquid interaction potential corrugations, both at the atomistic scale [14, 23] and the roughness scale [16]. Several authors [24–26] have proposed that slip exhibits many of the hallmarks of a thermally activated process, at least for simple fluids in contact with atomically smooth boundaries.

Despite this considerable progress, complete and predictive models of fluid slip based on ab-initio (molecular) considerations have yet to be fully developed. The goal of the present work is to present a physically motivated model for slip at the interface between a simple fluid and a molecularly smooth solid that is able to unify existing work and explain our, as well as previous,

simulation results.

FORMULATION

The model proposed here is based on the observation that fluid slip on a molecularly smooth wall at low and moderate shear rates can be modeled as a thermally activated process [25, 26] and can thus be quantitatively described using an extension of the Eyring theory of reaction rates [27, 28]. For a discussion of this theory and its connection to transition state theory (TST), see [29]. Provided the conditions for an activated process are met, rate theory can be used to relate the drift velocity of molecules under the influence of a driving force to the rate of hopping over the potential barrier generated by nearby molecules. Eyring used such an approach to develop a theory for the viscosities of dense fluids [28], while Blake and coworkers pioneered the use of this concept to describe slip and utilized it to model contact-line motion as a molecular-kinetic process [24]. The model by Blake and Haynes (in particular, [24]) has been widely accepted in the contact-line literature and has been found to be in good agreement with experimental data (see [30, 31] for discussions) as well as MD simulations of contact-line motion [32, 33].

Following the exposition by Wyart and deGennes [34], the drift velocity, u_d , can be written as the difference between the forward and backward hopping rates $u_d = l_j(\kappa^+ - \kappa^-)$ with

$$\kappa^\pm = \tau_0^{-1} \exp\left(-\frac{V \mp \frac{1}{2}f_d l_j^2}{k_B T}\right)$$

leading to

$$u_d = \frac{2l_j}{\tau_0} \exp\left(-\frac{V}{k_B T}\right) \sinh\left(\frac{f_d l_j^2}{2k_B T}\right) \quad (2)$$

where l_j is the jump length, τ_0 is the jump time scale, V is the potential barrier associated with the jump, k_B is Boltzmann's constant, and f_d is the force per unit length acting on the fluid molecules causing this drift.

To make further progress, we make two observations. First, in the case of slip, the force on the molecules at the fluid-solid boundary responsible for the drift is the shear stress in the fluid at this location, $\mu(\partial u/\partial \eta)|_b$, where μ denotes the viscosity. Assuming that within a few atomic diameters from the boundary an ‘‘inner’’ description exists in which molecular effects dominate, and noting that the slip boundary condition is associated with the outer (Navier-Stokes) region description, we interpret the above quantity as taken at the interface of the outer and inner regions, that is, in a region where the Navier-Stokes description is still valid. In other words, μ corresponds to the bulk

value of the viscosity, while $(\partial u/\partial \eta)|_b$ corresponds to the velocity gradient a few atomic diameters away from the boundary where layering effects do not affect the flow field significantly.

Our second observation is that, in its most general form, the potential V represents the overall potential landscape and thus for a fluid molecule at the fluid-solid interface it includes both the fluid-solid (V_s) as well as fluid-fluid (V_f) interactions. Assuming additivity of the potential contributions, which is certainly true for our simulations, $\exp(-V/k_B T)$ can be factored into a term containing the fluid-solid interaction and a term containing the fluid-fluid interaction, which can be absorbed into the time scale by defining $\hat{\tau}_0 = \tau_0 \exp(V_f/k_B T)$. As shown below, this allows us to explicitly highlight the effect of fluid-solid interaction.

Writing $f_d l_j = \mu \Sigma_{\text{FL}}^{-1} (\partial u/\partial \eta)|_b$, where Σ_{FL} denotes the areal density of fluid molecules at the fluid-solid interface (number of molecules in the first fluid layer at the fluid-wall interface per unit interface area), we obtain the following expression for the slip velocity

$$u_s = \frac{2l_j}{\hat{\tau}_0} \exp\left(-\frac{\alpha \varepsilon}{k_B T}\right) \sinh\left(\frac{\mu l_j}{2\Sigma_{\text{FL}} k_B T} \dot{\gamma}\right) \quad (3)$$

where, as a reminder, $\hat{\tau}_0$ now includes the contribution of fluid environment on the potential barrier. In this expression, we have factored the overall fluid-solid interaction energy V_s into $\alpha \varepsilon$, where ε is the energy scale for fluid-solid interactions and α represents the potential energy of each fluid atom in the first fluid layer due to its interaction with all of the solid atoms, expressed in units of ε . In other words, α is the scaled potential interaction energy of a single fluid atom in the first fluid layer summed (or, in the mean-field sense, integrated) over all solid atoms. The properties and characteristic values of the areal density, Σ_{FL} , and the related volumetric density of the first fluid layer at the fluid-solid interface, $\rho_{\text{FL}} = \Sigma_{\text{FL}}/h_{\text{FL}}$ (where h_{FL} denotes the width of the first layer), have been extensively studied in a recent publication by the authors [35].

It immediately follows from (3) that in the small-shear-rate limit, $\dot{\gamma} \ll 2\Sigma_{\text{FL}} k_B T/(l_j \mu)$, Eqn. (3) linearizes to the Navier-slip condition (1), with

$$\beta = \frac{\mu l_j^2}{\Sigma_{\text{FL}} k_B T \hat{\tau}_0} \exp\left(-\frac{\alpha \varepsilon}{k_B T}\right) \quad (4)$$

It is worth observing that, contrary to the continuum approach where β is a parameter whose value needs to be supplied as part of the problem specification, the molecular-kinetic approach provides a direct connection between the slip length and the governing molecular parameters. As a consequence, with very detailed micro-mechanical information, Eqn. (4) could in principle be used to directly predict the slip length from first principles.

VALIDATION

To assess these ideas, we performed non-equilibrium MD simulations of plane-Couette flow, described in detail in the Appendix. Our results and subsequent discussion will be expressed in terms of standard LJ non-dimensional quantities [36], namely, σ for length, ε_f for energy, and $\tau \equiv (m\sigma^2/\varepsilon_f)^{1/2}$ for time. In order to verify each of the dependences in Eqn. (3), we measure the slip velocity as we systematically vary the shear rate, the temperature, and the fluid-solid interaction strength.

We begin by studying the dependence on shear rate. Figure 1 shows a comparison between MD simulation results and the prediction of Eqn. (3) scaled in the form

$$u_s = u_0 \sinh(\dot{\gamma}/\dot{\gamma}_0). \quad (5)$$

To test this scaling, we generated datasets in the above-described geometry in which the shear rate was varied, while all other parameters were held constant. To augment these datasets, we also collected all rigid-wall MD simulation data from [11] and [37] and scaled those according to (5). In plotting the scaled data, the constants $u_0 \equiv \frac{2l_j}{\hat{\tau}_0} \exp\left(-\frac{\alpha\varepsilon}{k_B T}\right)$ and $\dot{\gamma}_0 \equiv \frac{2\Sigma_{\text{FL}}k_B T}{\mu l_j}$ were determined for each dataset by means of a non-linear least-squares fit to (5). For in-house MD simulations (shown in blue), the vertical size of the symbols reflects the characteristic scale of uncertainty in the corresponding slip velocity measurements. In particular, the symbol height is equal to the width of the 95% confidence interval on the slip velocity, as determined via a linear fit to the velocity profile in the bulk region (as described in the Appendix). The figure shows that Eqn. (5) is able to accurately describe all datasets, including those reported by Thompson and Troian, which were shown to be fitted well by the expression $\beta = \beta_0(1 - \dot{\gamma}/\dot{\gamma}_c)^{-1/2}$ [11]. In other words, although both (5) and the model by Thompson and Troian fit the data of Figure 1 with comparable accuracy in view of the uncertainty in the data, compared to the latter, expression (5) has the benefit of being more physically motivated, both due to its clear connection to a physical model of slip and the fact that it predicts finite slip at all finite shear rates. In fact, (5) is also able to describe well the slip velocities measured in a wide range [38–40] of experiments (see Fig. 2) involving aqueous solutions, alkanes, and polymeric fluids. In both figures, we are able to observe a regime of shear rates consistent with the Navier slip relation (for $\dot{\gamma}/\dot{\gamma}_0 \lesssim 1$, $u_s \propto \dot{\gamma}$), beyond which the slip velocity rises dramatically with shear rate.

Using values of the viscosity μ from [41] and values of the areal density of interfacial fluid Σ_{FL} from [35], we are able to infer the values for the molecular-kinetic parameters in (3), namely,

l_j and $\hat{\tau}_0 \exp\left(\frac{\alpha\varepsilon}{k_B T}\right)$ for our in-house MD data. These values, along with their associated 95% confidence interval, are presented in Table I. We observe that both parameters are of molecular scale as expected. In fact, l_j lies between the graphene interatomic spacing ($a = 1.42\text{\AA}$) and the fluid-fluid characteristic spacing ($\sigma = 3.15\text{\AA}$), demonstrating consistency with the proposed molecular mechanism. Here we note that the slight increase of l_j with ρ_{ave} suggests that the effect of fluid-fluid interaction becomes more important as the density is increased, as expected. Along the same lines, we also note the sensitivity of the product $\hat{\tau}_0 \exp\left(\frac{\alpha\varepsilon}{k_B T}\right)$ to ρ_{ave} ; this can be understood by noting that V_f is expected to increase with ρ_{ave} , again demonstrating consistency with the proposed molecular mechanism. Further analysis of the complete term $\hat{\tau}_0 \exp\left(\frac{\alpha\varepsilon}{k_B T}\right)$, including development of approaches for separating the contributions of its constituents, will be undertaken in the future.

ρ_{ave}	l_j [\AA]	$\hat{\tau}_0 \exp\left(\frac{\alpha\varepsilon}{k_B T}\right)$ [ns]
0.6	1.6 ± 0.29	0.034 ± 0.009
1.0	2.4 ± 0.35	0.92 ± 0.51

TABLE I. Parameters for characteristic length and time scales in (3), for each of the densities in Fig. 1.

We now investigate the other major factors affecting slip, namely, the temperature and the fluid-solid interaction strength. Having verified the non-linear behavior with shear rate in the above section, the following comparisons will be performed for low shear rates for which an explicit expression for the slip length exists (see (4)).

Figure 3 shows the temperature dependence of the slip length at a fixed fluid-solid interaction strength $\varepsilon = 1$ and boundary speed $u_w = 0.25$, for two fluid densities. We find that the slip length is fitted well ($R^2 \geq 0.89$) by the form

$$\beta = c_1 \exp\left(\frac{c_2}{T}\right) \quad (6)$$

where c_1 and c_2 are fitting constants. This form represents the dominant temperature dependence in (4) arising from term $\exp(-V/k_B T)$. Additional contributions to the temperature dependence can be accounted for by noting that (a) for a Lennard-Jones fluid, $\mu \sim T^\zeta$ with $\zeta \approx 1$ when $\rho \gtrsim 0.6$ and $T \gtrsim 2$ [42] and (b) the leading-order temperature dependence of Σ_{FL} was shown in [35] to be of the form $\Sigma_{\text{FL}} \sim a + b \text{Wa}$, where $\text{Wa} \propto \varepsilon/(k_B T)$ is the Wall number introduced in [35] and a and b are density-dependent constants introduced and discussed in Section II C of the same reference.

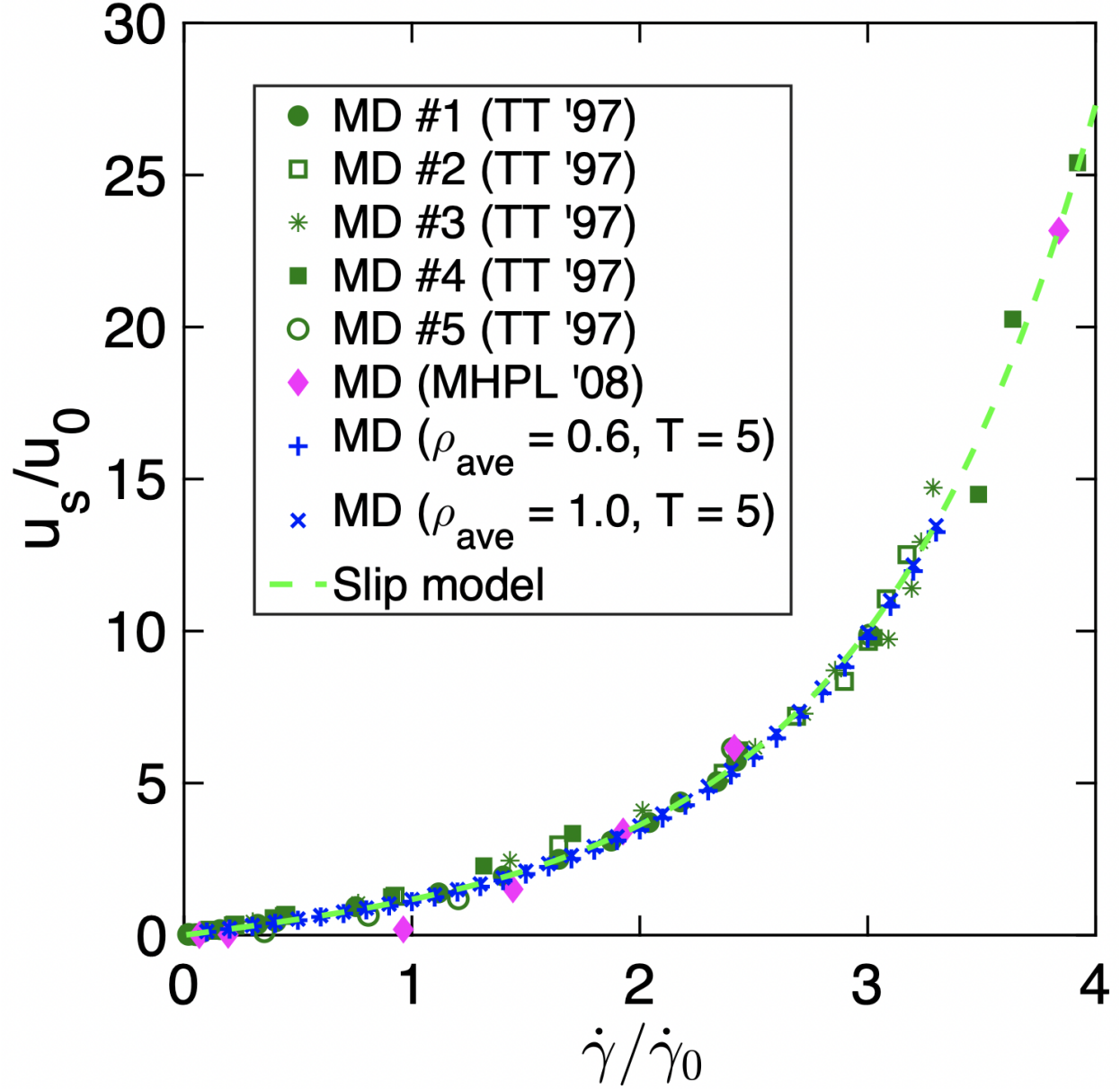


FIG. 1. Scaled slip velocity as a function of scaled shear as measured in MD simulations. The scaling predicted by Eqn. (3) is shown as the dashed green line (Slip model). MD data transcribed from [11] (TT '97) and [37] (MHPL '08) and scaled according to Eqn. (3) are shown in green and pink; in-house MD results are shown in blue.

Modifying expression (6) to $\beta = c_1 \exp(c_2/T) T^\gamma (a + b'/T)^{-1}$, where T^γ represents any residual temperature dependence (e.g. τ_0 or due to the difference between ζ and 1) and using values of a and b' as calculated from independent MD simulations in [35], has a negligible effect on the fit quality (R^2 value increase of 1% or less).

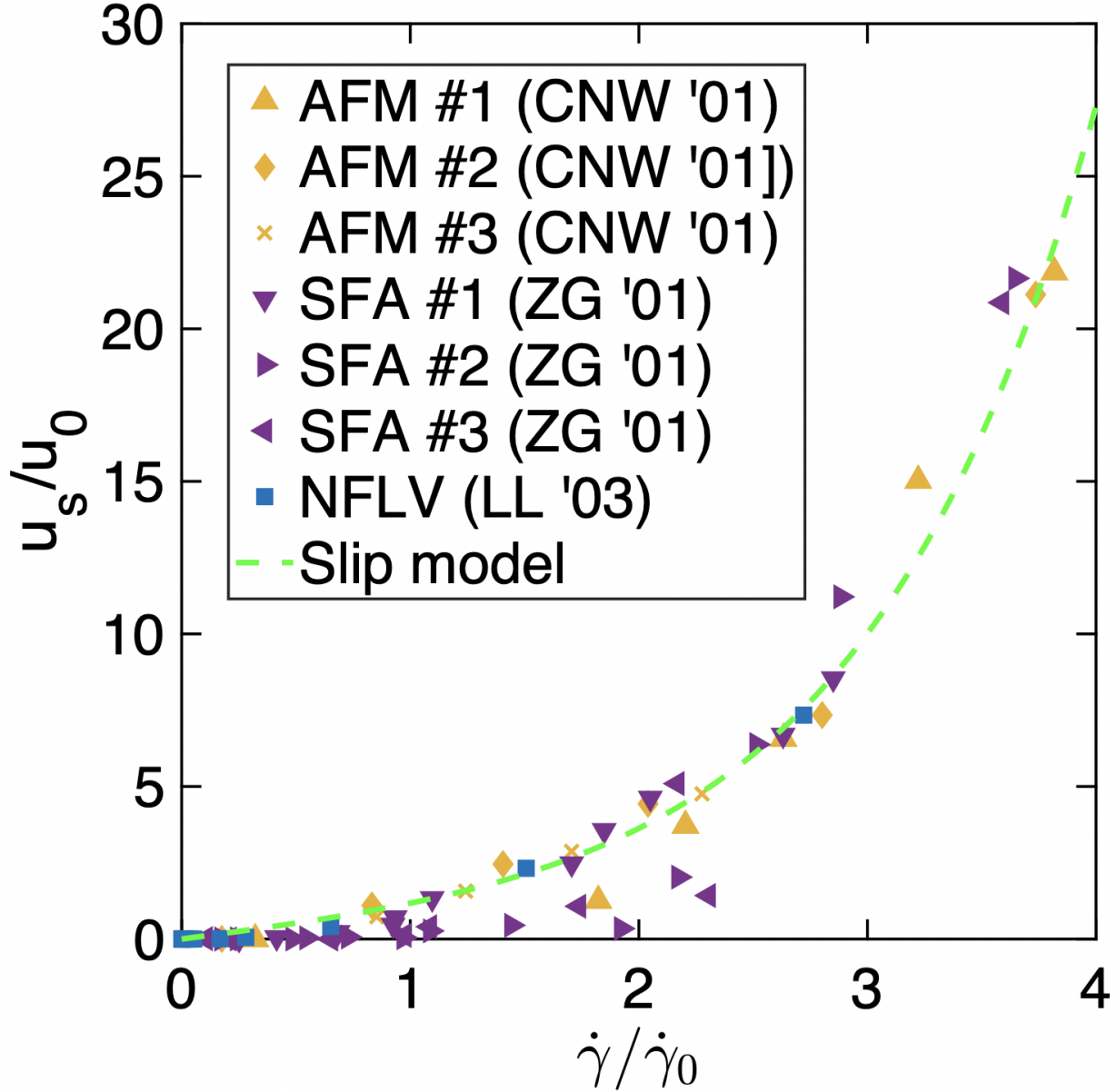


FIG. 2. Scaled slip velocity as a function of scaled shear for experiments performed via atomic force microscopy [38] (CNW '01), surface-force apparatus [39] (ZG '01), and near-field laser velocimetry [40] (LL '03). The scaling predicted by Eqn. (3) is shown as the dashed green line (Slip model).

Figure 4 shows the dependence of the slip length on ε at a fixed temperature $T = 5$ and boundary speed $u_w = 0.125$, for two fluid densities. We find that the form

$$\beta = c_3 \exp(-c_4 \varepsilon) \quad (7)$$

where c_3 and c_4 are fitting constants, results in a very strong fit ($R^2 \geq 0.91$). This form represents the dominant dependence of β on ε in (4). Including the dependence of Σ_{FL} on ε by modifying

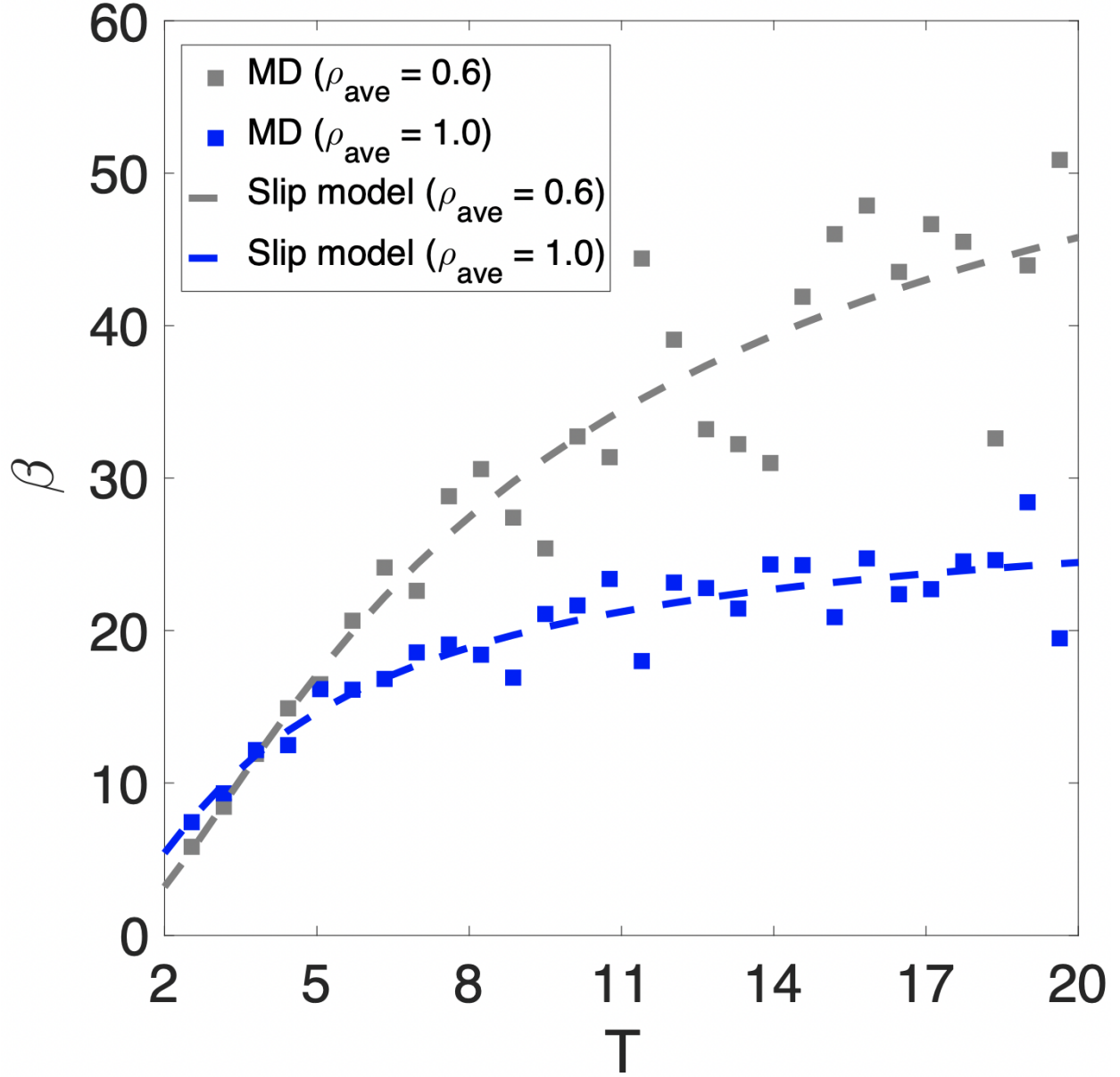


FIG. 3. Slip length as a function of temperature for high- and low-density fluids ($u_w = 0.25$), where the change in non-dimensional temperature is effected by changes in the dimensional temperature (ε is held constant at 1). For both densities, the results from MD simulation show strong agreement with the dependence in (6) (Slip model).

expression (7) to $\beta = c_3 \exp(-c_4 \varepsilon) (a + b'' \varepsilon)^{-1}$ and using values of a and b'' as calculated in [35] has a negligible effect on the fit quality (R^2 value increases from 0.971 to 0.973). We also note that for the set of simulations depicted in Fig. 4 the slip length is essentially independent of the liquid density (in fact, both data sets are jointly well fitted by the same exponential decay). This

is consistent with the results of Fig. 3 which shows that the slip length is nearly independent of density for $T \lesssim 5$. As a final note on the consistency of the two fits ((6) and (7)), we point out that at the condition $T = 5$ and $\varepsilon = 1$, both predict slip length values of approximately 16, for both fluid densities.

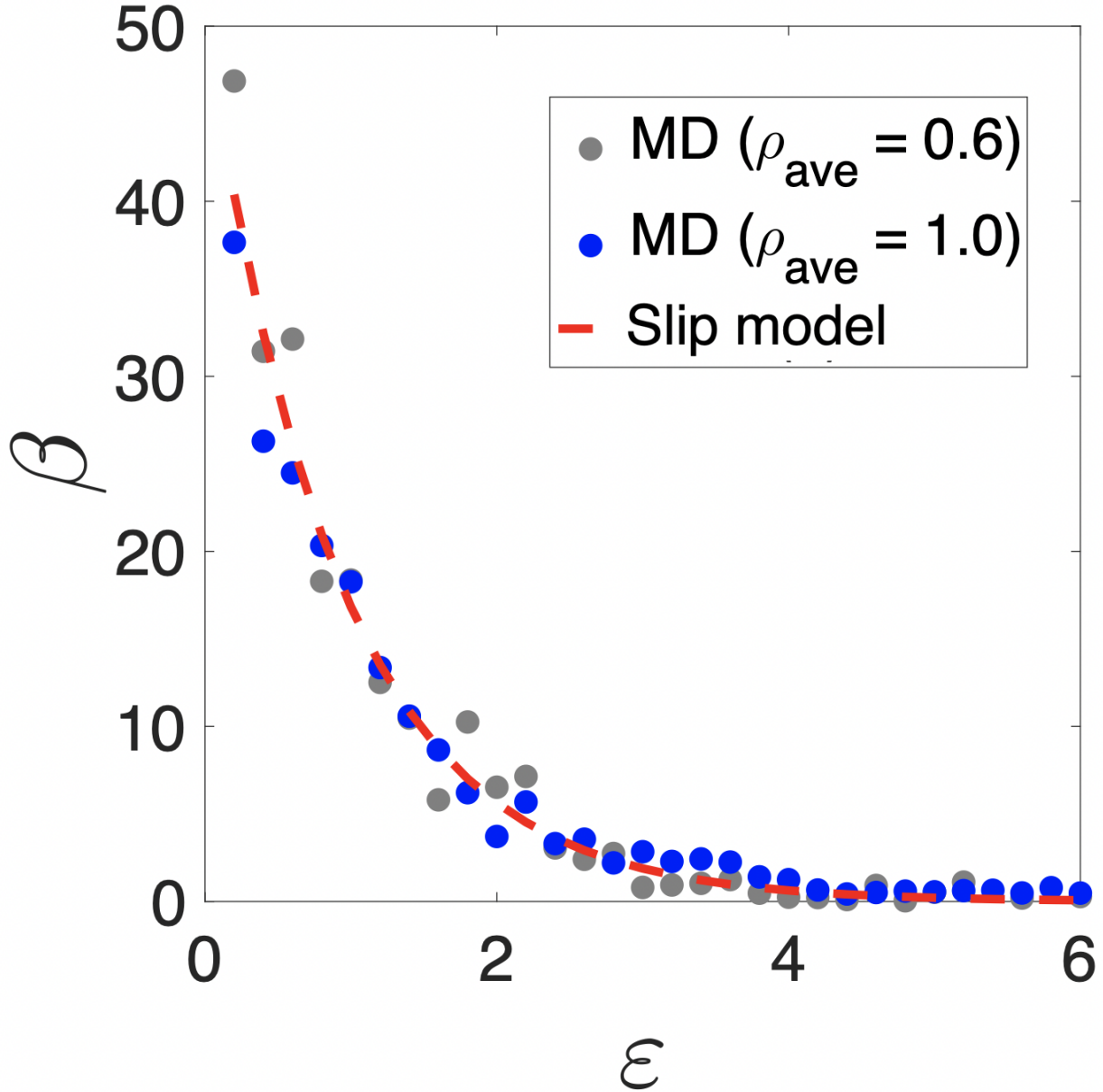


FIG. 4. Slip length as a function of fluid-solid interaction strength for high- and low-density fluids ($u_w = 0.125$). For both densities, the results from MD simulation show strong agreement with the exponential decay given by (7) (Slip model).

CONNECTION TO OTHER STUDIES OF SLIP

The present model is, in general, in good agreement with earlier theoretical and experimental work on liquid slip. For example, Eqn. (3) predicts that at fixed temperature, in the small-shear-rate limit, slip is linear in the bulk viscosity. This is in good agreement with the Green-Kubo analysis by Barrat and Bocquet [14, 23], who found the same scaling; this observation also agrees qualitatively with the predictions of the variable-density Frenkel-Kontorova model [15]. The strength of this result is even clearer after careful comparison with experiments that probe the effect of varying both the viscosity and the shear rate [38] across the transition into the non-linear regime. The data of Craig *et al.*, included in Fig. 2, show both a transition to the non-linear regime as the shear rate is increased at fixed viscosity, but also that the controlling factor for this transition is the product of viscosity and shear rate. Their data shows quantitative agreement (within 14% error) with the predictions of (3) (see Fig. 2).

Equation (3) is also in good qualitative agreement with earlier work focused on the relationship between slip and wettability. Both MD simulations [11, 43] and experiments [44, 45] have found that slip tends to increase as the fluid becomes less wetting (as the energy scale ε of fluid-solid interaction decreases). More specifically, the MD simulations in [43] strongly suggest that $d\beta/d\varepsilon < 0$ and $d^2\beta/d\varepsilon^2 > 0$, i.e. slip decays as a convex function of ε , which is reflected by Eqn. (3). We also note that under some assumptions, Green-Kubo theory [14] predicts $\beta \propto \varepsilon^{-2}$ (for fixed first layer density and first layer structure factor) which is in qualitative agreement with the above findings; this behavior was also observed in MD simulations of patterned wettability [46] in the cases where the slip is determined by the interaction between the first fluid layer and the wall. Here, we also note that in the limit $\varepsilon \rightarrow 0$, where the barrier height associated with the fluid-solid interaction becomes small, we expect (3) to no longer hold.

As explained above, the presence of Σ_{FL} in equation (3) provides a direct connection between slip and fluid layering at the fluid-solid interface; this connection was first studied by Barrat and Bocquet [14] in atomically smooth settings using Green-Kubo theory. The latter study has shown that, under certain assumptions, and under fixed temperature, fluid-solid interaction and first layer structure factor as well as diffusion coefficient in the direction parallel to the fluid-solid interface in the first fluid layer, $\beta \propto 1/\rho_{FL}$. Careful MD simulations [18] have verified that the slip length and ρ_{FL} are inversely related, but with a slightly different exponent, namely $\beta \sim \rho_{FL}^{-1.44}$. These results are in general agreement with the prediction of Eqn. (4); the latter can be seen more

clearly by noting that $\Sigma_{\text{FL}} = \rho_{\text{FL}} h_{\text{FL}}$ and that the dependence of h_{FL} on density is weak [35]; it also needs to be noted that the remaining independent variables appearing in our expression are not exactly the same as the expression of Barrat and Bocquet. The agreement between Green-Kubo theory and MD simulations was also studied in the presence of physical surface corrugations (wall roughness) in [16]; this is an important consideration that merits further examination from the rate-process perspective in the future.

CONCLUSIONS AND OUTLOOK

We have proposed and validated a general scaling relation describing slip of simple fluids at smooth solid boundaries. The model builds upon the observation that slip is a thermally activated process, proposed by others [24] and more firmly established by recent careful studies [25]. The proposed scaling relation is found to be in excellent agreement with MD simulations as well as experimental data; the latter even extends to moderately complex fluids. In other words, the proposed model provides further evidence that slip at low and moderate shear rates can be modeled as a rate process but also provides an explicit expression for predicting slip in terms of molecular system parameters. Although the power-law relation proposed in [11] also exhibits good agreement with MD simulations, Eqn. (3) has the advantage of being associated with a clear physical model of the slip process and does not suffer from a slip-length divergence at finite shear rates.

The work by Martini et al. [37] suggests that in the high rate limit, slip is no longer a rate process. In this work we have limited our MD simulations to low and moderate shear rates given by $\dot{\gamma}\tau \lesssim 0.07$, such that, in addition to low-to-moderate shear rates, we ensure $\mu \neq \mu(\dot{\gamma})$. It is worth emphasizing that, from a practical perspective, this low to moderate shear-rate regime covers virtually all nanofluidic engineering applications (for channels of nanoscale dimensions and typical fluids, this condition corresponds to flow velocities $\lesssim O(10^2)$ m/s). On the other hand, we note that at high shear rates Eqn. (3) predicts a plateau for the slip length (shear thinning in the large- $\dot{\gamma}$ limit typically results in a behavior of the type $\mu \propto \dot{\gamma}^{-1}$ for simple fluids [48]), in qualitative agreement with the predictions of the Frenkel-Kontorova model and MD simulations [37]. A quantitative investigation of the high-shear-rate limit will be the subject of future work.

ACKNOWLEDGEMENTS

The authors are grateful for support from the DOE CSGF (Contract No. DE-FG02-97ER25308) as well as the Center for Nanoscale Materials, a U.S. Department of Energy, Office of Science, Office of Basic Energy Sciences User Facility (Contract No. DE-AC02-06CH11357).

APPENDIX: MOLECULAR-DYNAMICS SIMULATIONS

We performed non-equilibrium MD simulations using the LAMMPS code [49]. Our system consisted of a Lennard-Jones (LJ) fluid [36] of density ρ_{ave} , atomic mass 16 g/mol, length scale $\sigma = 3.15\text{\AA}$, and energy scale $\varepsilon_f = 0.15$ kcal/mol, in a plane-Couette setup of channel width 50 \AA , with periodic boundary conditions in all directions. We verified that our conclusions are not affected by channel width, by running a small subset of simulations in channels of width 25 \AA and 100 \AA . In the remainder of this Appendix, we describe our setup in detail, non-dimensionalizing using the dimensions provided above.

The fluid is confined between two rigid sheets of graphene at fixed z -coordinate, which move in opposite directions at fixed velocity u_w . In each simulation, after an equilibration period of $3 \cdot 10^3$ with a Nosé-Hoover thermostat [50] at a temperature of 5 (unless otherwise specified), fluid velocities are averaged over a time period of $6 \cdot 10^3$ to obtain a velocity profile as a function of z -coordinate; to reduce variance in low-signal simulations [51], the averaging period was extended to $3 \cdot 10^4$ if $u_s \leq 0.01$. The use of a thermostat is necessary in these calculations in order to regulate temperature in the presence of viscous heating. For a small subset of simulations, we verified that an alternative choice of the thermostat (in particular a Berendsen thermostat [52]) does not affect our conclusions. We also verified that the results obtained using no thermostat (simulations in the microcanonical ensemble) agree with the results from both thermostats, provided that the shear rate is low (and so viscous heating is negligible).

All simulations were performed in the regime $\dot{\gamma}\tau < 0.07$, where it is well known that simple fluids have shear-rate-independent viscosity [11, 47]. We determine the slip velocity by fitting a line to the fluid velocity profile away from the solid boundaries (which can induce strong inhomogeneities in the fluid density [8, 35]) and extrapolating to the locations of the walls. In our simulations, we fit the velocity profile over the central region of the channel, at least 3 distance units away from the walls.

-
- [1] Gerhard Hummer, J. C. Rasaiah, and J. P. Noworyta, “Water conduction through the hydrophobic channel of a carbon nanotube,” *Nature* **414**, 188 – 190 (2001).
- [2] Mainak Majumder, Nitin Chopra, Rodney Andrews, and Bruce J. Hinds, “Nanoscale hydrodynamics: Enhanced flow in carbon nanotubes,” *Nature* **438**, 44 (2005).
- [3] John A. Thomas and Alan J. H. McGaughey, “Water flow in carbon nanotubes: Transition to subcontinuum transport,” *Phys. Rev. Lett.* **102**, 184502 (2009).
- [4] Gerald J. Wang and Nicolas G. Hadjiconstantinou, “Layered fluid structure and anomalous diffusion under nanoconfinement,” *Langmuir* **34**, 6976–6982 (2018), pMID: 29775320, <https://doi.org/10.1021/acs.langmuir.8b01540>.
- [5] D. Alexeev, J. Chen, J. H. Walther, K. P. Giapis, P. Angelikopoulos, and P. Koumoutsakos, “Kapitza resistance between few-layer graphene and water: Liquid layering effects,” *Nano Lett.* **15**, 5744–5749 (2015).
- [6] T. Humplik, J. Lee, S. C. O’Hern, B. A. Fellman, M. A. Baig, S. F. Hassan, M. A. Atieh, F. Rahman, T. Laoui, R. Karnik, and E. N. Wang, “Nanostructured materials for water desalination,” *Nanotechnology* **22**, 292001 (2011).
- [7] Xingfei Wei, Teng Zhang, and Tengfei Luo, “Thermal energy transport across hard-soft interfaces,” *ACS Energy Letters* **2**, 2283–2292 (2017), <https://doi.org/10.1021/acsenergylett.7b00570>.
- [8] Gerald J. Wang and Nicolas G. Hadjiconstantinou, “Why are fluid densities so low in carbon nanotubes?” *Phys. Fluids* **27**, 052006 (2015).
- [9] Peter A. Thompson and Mark O. Robbins, “Origin of stick-slip motion in boundary lubrication,” *Science* **250**, 792–794 (1990).
- [10] Jie Chen, Jens H. Walther, and Petros Koumoutsakos, “Strain engineering of kapitza resistance in few-layer graphene,” *Nano Lett.* **14**, 819–825 (2014).
- [11] Peter A. Thompson and Sandra M. Troian, “A general boundary condition for liquid flow at solid surfaces,” *Nature* **389**, 360 (1997).
- [12] Olga I. Vinogradova, “Drainage of a thin liquid film confined between hydrophobic surfaces,” *Langmuir* **11**, 2213–2220 (1995), <https://doi.org/10.1021/la00006a059>.
- [13] P. G. de Gennes, “On fluid/wall slippage,” *Langmuir* **18**, 3413–3414 (2002), <https://doi.org/10.1021/la0116342>.

- [14] J.-L. Barrat and L. Bocquet, “Influence of wetting properties on hydrodynamic boundary conditions at a fluid/solid interface,” *Faraday Discuss.* **112**, 119–127 (1999).
- [15] Seth Lichter, Alex Roxin, and Shreyas Mandre, “Mechanisms for liquid slip at solid surfaces,” *Phys. Rev. Lett.* **93**, 086001 (2004).
- [16] Nikolai V. Priezjev and Sandra M. Troian, “Influence of periodic wall roughness on the slip behaviour at liquid/solid interfaces: molecular-scale simulations versus continuum predictions,” *Journal of Fluid Mechanics* **554**, 25–46 (2006).
- [17] Jian-Jun Shu, Ji Bin Melvin Teo, and Weng Kong Chan, “Fluid Velocity Slip and Temperature Jump at a Solid Surface,” *Applied Mechanics Reviews* **69**, 20801–20813 (2017).
- [18] Nikolai V. Priezjev, “Rate-dependent slip boundary conditions for simple fluids,” *Phys. Rev. E* **75**, 051605 (2007).
- [19] Y. Sone, *Molecular Gas Dynamics: Theory, Techniques, and Applications* (Birkhäuser, 2007).
- [20] Nicolas G. Hadjiconstantinou, “The limits of Navier-Stokes theory and kinetic extensions for describing small-scale gaseous hydrodynamics,” *Physics of Fluids* **18**, 111301 (2006), <https://doi.org/10.1063/1.2393436>.
- [21] Jean-Philippe M. Péraud and Nicolas G. Hadjiconstantinou, “Extending the range of validity of fourier’s law into the kinetic transport regime via asymptotic solution of the phonon boltzmann transport equation,” *Phys. Rev. B* **93**, 045424 (2016).
- [22] Claude Navier, “Mémoire sur les lois du mouvement des fluides,” *Mémoires de l’Académie Royale des Sciences de l’Institut de France* **VI**, 389 – 440 (1823).
- [23] Lydéric Bocquet and Jean-Louis Barrat, “On the green-kubo relationship for the liquid-solid friction coefficient,” *The Journal of Chemical Physics* **139**, 044704 (2013), <https://doi.org/10.1063/1.4816006>.
- [24] T.D Blake and J.M Haynes, “Kinetics of liquid/liquid displacement,” *Journal of Colloid and Interface Science* **30**, 421 – 423 (1969).
- [25] Seth Lichter, Ashlie Martini, Randall Q. Snurr, and Qian Wang, “Liquid slip in nanoscale channels as a rate process,” *Phys. Rev. Lett.* **98**, 226001 (2007).
- [26] A. Martini, A. Roxin, R. Q. Snurr, Q. Wang, and S. Lichter, “Molecular mechanisms of liquid slip,” *Journal of Fluid Mechanics* **600**, 257269 (2008).
- [27] Henry Eyring, “Viscosity, plasticity, and diffusion as examples of absolute reaction rates,” *The Journal of Chemical Physics* **4**, 283–291 (1936), <https://doi.org/10.1063/1.1749836>.
- [28] J. O. Hirschfelder, C. F. Curtiss, and R. B. Bird, *Molecular theory of gases and liquids* (Wiley, 1955).

- [29] Peter Hänggi, Peter Talkner, and Michal Borkovec, “Reaction-rate theory: fifty years after kramers,” *Rev. Mod. Phys.* **62**, 251–341 (1990).
- [30] Daniel Bonn, Jens Eggers, Joseph Indekeu, Jacques Meunier, and Etienne Rolley, “Wetting and spreading,” *Rev. Mod. Phys.* **81**, 739–805 (2009).
- [31] Terence D. Blake, “The physics of moving wetting lines,” *Journal of Colloid and Interface Science* **299**, 1 – 13 (2006).
- [32] Weiqing Ren and Weinan E, “Boundary conditions for the moving contact line problem,” *Physics of Fluids* **19**, 022101 (2007), <https://doi.org/10.1063/1.2646754>.
- [33] Gerald J. Wang, Angelo Damone, Francesco Benfenati, Pietro Poesio, Gian Paolo Beretta, and Nicolas G. Hadjiconstantinou, “Physics of nanoscale immiscible fluid displacement,” under review (2019).
- [34] F. Brochard-Wyart and P.G. de Gennes, “Dynamics of partial wetting,” *Advances in Colloid and Interface Science* **39**, 1 – 11 (1992).
- [35] Gerald J. Wang and Nicolas G. Hadjiconstantinou, “Molecular mechanics and structure of the fluid-solid interface in simple fluids,” *Phys. Rev. Fluids* **2**, 094201 (2017).
- [36] Michael P. Allen and Dominic J. Tildesley, *Computer Simulation of Liquids* (Oxford University Press, 1989).
- [37] Ashlie Martini, Hua-Yi Hsu, Neelesh A. Patankar, and Seth Lichter, “Slip at high shear rates,” *Phys. Rev. Lett.* **100**, 206001 (2008).
- [38] Vincent S. J. Craig, Chiara Neto, and David R. M. Williams, “Shear-dependent boundary slip in an aqueous newtonian liquid,” *Phys. Rev. Lett.* **87**, 054504 (2001).
- [39] Yingxi Zhu and Steve Granick, “Rate-dependent slip of newtonian liquid at smooth surfaces,” *Phys. Rev. Lett.* **87**, 096105 (2001).
- [40] Liliane Léger, “Friction mechanisms and interfacial slip at fluid-solid interfaces,” *Journal of Physics: Condensed Matter* **15**, S19 (2003).
- [41] R. Khordad, “Viscosity of lennard-jones fluid: Integral equation method,” *Physica A: Statistical Mechanics and its Applications* **387**, 4519 – 4530 (2008).
- [42] Karsten Meier, Arno Laesecke, and Stephan Kabelac, “Transport coefficients of the lennard-jones model fluid. i. viscosity,” *The Journal of Chemical Physics* **121**, 3671–3687 (2004), <https://doi.org/10.1063/1.1770695>.
- [43] Jean-Louis Barrat and Lydéric Bocquet, “Large slip effect at a nonwetting fluid-solid interface,” *Phys. Rev. Lett.* **82**, 4671–4674 (1999).

- [44] J. Baudry, E. Charlaix, A. Tonck, and D. Mazuyer, “Experimental evidence for a large slip effect at a nonwetting fluid-solid interface,” *Langmuir* **17**, 5232–5236 (2001), <https://doi.org/10.1021/la0009994>.
- [45] C. Cottin-Bizonne, S. Jurine, J. Baudry, J. Crassous, F. Restagno, and É. Charlaix, “Nanorheology: An investigation of the boundary condition at hydrophobic and hydrophilic interfaces,” *The European Physical Journal E* **9**, 47–53 (2002).
- [46] Nikolai V. Priezjev, Anton A. Darhuber, and Sandra M. Troian, “Slip behavior in liquid films on surfaces of patterned wettability: Comparison between continuum and molecular dynamics simulations,” *Phys. Rev. E* **71**, 041608 (2005).
- [47] Nikolai V. Priezjev, “Effect of surface roughness on rate-dependent slip in simple fluids,” *The Journal of Chemical Physics* **127**, 144708 (2007), <https://doi.org/10.1063/1.2796172>.
- [48] David M. Heyes, “Shear thinning of the Lennard-Jones fluid by molecular dynamics,” *Physica A: Statistical Mechanics and its Applications* **133**, 473 – 496 (1985).
- [49] Steve Plimpton, “Fast parallel algorithms for short-range molecular dynamics,” *J. Comp. Phys.* **117**, 1 – 19 (1995).
- [50] William G. Hoover, “Canonical dynamics: Equilibrium phase-space distributions,” *Phys. Rev. A* **31**, 1695–1697 (1985).
- [51] Nicolas G. Hadjiconstantinou, Alejandro L. Garcia, Martin Z. Bazant, and Gang He, “Statistical error in particle simulations of hydrodynamic phenomena,” *Journal of Computational Physics* **187**, 274 – 297 (2003).
- [52] H. J. C. Berendsen, J. P. M. Postma, W. F. van Gunsteren, A. DiNola, and J. R. Haak, “Molecular dynamics with coupling to an external bath,” *J. Chem. Phys.* **81**, 3684–3690 (1984).