

Electron-only reconnection in plasma turbulence

F. Califano¹, S. S. Cerri², M. Faganello³, D. Laveder⁴, M. Sisti^{1,3}, M. W. Kunz^{2,5}

¹*Dipartimento di Fisica ‘E. Fermi’, Università di Pisa, Pisa, Italy*

²*Department of Astrophysical Sciences, Princeton University, Princeton, NJ 08544, USA*

³*Aix-Marseille Université, CNRS, PIIM UMR 7345, 13397, Marseille, France*

⁴*Université Côte d’Azur, CNRS, Observatoire de la Côte d’Azur, Laboratoire J. L. Lagrange, Boulevard de l’Observatoire, CS 34229, 06304 Nice Cedex 4, France*

⁵*Princeton Plasma Physics Laboratory, PO Box 451, Princeton, NJ 08543, USA*

Correspondence:

francesco.califano@unipi.it; scerri@astro.princeton.edu;

matteo.faganello@univ-amu.fr

ABSTRACT

Hybrid-Vlasov–Maxwell simulations of magnetized plasma turbulence including non-linear electron-inertia effects in a generalized Ohm’s law are presented. When fluctuation energy is injected on scales sufficiently close to ion-kinetic scales, the ions efficiently become demagnetized and electron-scale current sheets largely dominate the distribution of the emerging current structures, in contrast to the usual picture, where a full hierarchy of structure sizes is generally observed. These current sheets are shown to be the sites of electron-only reconnection (e-rec), in which the usual electron exhausts are unaccompanied by ion outflows and which are in qualitative agreement with those recently observed by *MMS* in the Earth’s turbulent magnetosheath, downstream of the bow shock. Some features of the e-rec phenomenology are shown to be consistent with an electron magnetohydrodynamic description. Simulations suggest that this regime of collisionless reconnection may be found in turbulent systems where plasma processes, such as micro-instabilities and/or shocks, overpower the more customary turbulent cascade by directly injecting energy close to the ion-kinetic scales.

Keywords: magnetic fields, magnetic reconnection, plasma turbulence, solar wind, Earth magnetosheath, plasma simulations

1 INTRODUCTION

Highly accurate *in situ* satellite measurements of plasma fluctuations and particle distribution functions in the heliosphere are today the primary experimental tool for the study of plasma turbulence (e.g. Alexandrova et al., 2009; Sahraoui et al., 2009; Chen and Boldyrev, 2017) and magnetic reconnection (e.g. Retinò et al., 2007; Burch et al., 2016). In particular, space missions such as *Cluster* and *MMS* provide unprecedented opportunities to investigate multi-scale plasma physics, from the ion-kinetic scales down to the electron-kinetic scales, and thereby to constrain theoretical models of kinetic turbulence and reconnection.

Recently, *MMS* has measured in the Earth’s turbulent magnetosheath a series of electron-scale reconnection events in which super-Alfvénic electron jets are never accompanied by ion outflows (Phan et al., 2018). Those authors dubbed these events ‘electron-only reconnection’ (hereafter, e-rec), to

differentiate them from the usual (fast) collisionless reconnection process (e.g., Coppi, 1964; Drake and Kleva, 1991; Ottaviani and Porcelli, 1993; Drake et al., 1997) in which reconnection takes place in an ‘electron diffusion region’ embedded within a larger ‘ion diffusion region’ and in which both species are expelled in a collimated outflow named the ‘exhaust’ (e.g., Shay et al., 1998). While e-rec has been recently shown to occur in kinetic simulations of magnetic reconnection when a single electron-scale CS is ad-hoc initialized (Sharma Pyakurel et al., 2019) or after a quasi-parallel shock (Bessho et al., 2019), it is difficult to explain e-rec in the context of a classical turbulent cascade, in which turbulent energy is transferred conservatively from magneto-fluid scales down to ion-kinetic scales, thereby coupling to the ion dynamics in the usual way (Retinò et al., 2007; Sundkvist et al., 2007; Servidio et al., 2012; Perrone et al., 2013, 2018; Karimabadi et al., 2014; Franci et al., 2016, 2017; Wan et al., 2016; Cerri and Califano, 2017; Cerri et al., 2017a; Shay et al., 2018). This difficulty also holds in scenarios in which the turbulent cascade of magnetic fluctuations is shown to be mediated by the reconnection of ion-scale current sheets (e.g., Cerri and Califano, 2017; Franci et al., 2017; Loureiro and Boldyrev, 2017; Mallet et al., 2017; Papini et al., 2019). Indeed, to the best of our knowledge, simulations in which energy is injected at scales much larger than the ion-kinetic length scales (d_i , ρ_i being of the same order) show reconnecting CSs with both electron and ion outflows, regardless of the nature of this injection – whether it be continuous forcing or an initial distribution of magnetic and/or velocity fluctuations. This is true also for satellite observations of heliospheric turbulence (now able to resolve the electron scales; e.g. Vörös et al. (2017)), except for those *MMS* observations cited above.

In this paper, we use hybrid-Vlasov–Maxwell (HVM) simulations of freely decaying, 2D-3V turbulence to show that e-rec events qualitatively similar to those observed by *MMS* can develop in an ‘MHD-scale’ turbulent system if magnetic fluctuations are injected sufficiently close to the ion-kinetic scale. These simulations include the Hall and electron-inertia terms in a generalized Ohm’s law (Valentini et al., 2007) that captures the decoupling of the magnetic field from the ion dynamics at ion-kinetic scales and allows the complete unfreezing of magnetic flux with respect to the electron fluid motion at the electron-inertial scale. We also demonstrate that simulations of plasmas under the same conditions but with turbulent energy injected farther away from the ion-kinetic scale do not show e-rec, and instead exhibit standard multi-scale reconnection with both ion and electron outflows. The transition from standard reconnection to e-rec is found to occur when the wavenumber range of the injected fluctuations gets close to the ion-kinetic scales, namely when the largest injected wavenumber is varied from $(k_{\perp} d_i)_{\max} = 0.3$ to $(k_{\perp} d_i)_{\max} = 0.6$. Finally, we show that the physics underlying some features of the e-rec phenomenology can be described by the equations of electron magnetohydrodynamics (EMHD; Kingsep et al., 1987; Bulanov et al., 1992; Mandt et al., 1994).

2 METHOD OF SOLUTION

2.1 Basic equations

We integrate the Vlasov equation for the ion distribution function $f_i(t, \mathbf{r}, \mathbf{v})$ using an Eulerian approach (Mangeney et al., 2002), coupled with Faraday’s law of induction for the evolution of the magnetic field $\mathbf{B}(t, \mathbf{r})$. In dimensionless units, these are, respectively,

$$\frac{\partial f_i}{\partial t} + \mathbf{v} \cdot \nabla f_i + (\mathbf{E} + \mathbf{v} \times \mathbf{B}) \cdot \frac{\partial f_i}{\partial \mathbf{v}} = 0, \quad (1)$$

$$\frac{\partial \mathbf{B}}{\partial t} = -\nabla \times \mathbf{E}. \quad (2)$$

Within the hybrid-Vlasov–Maxwell (HVM) framework, these equations are coupled to an Ohm’s law for the electric field $\mathbf{E}(t, \mathbf{r})$ that includes contributions from the pressure and inertia of an isothermal electron fluid (Valentini et al., 2007):

$$(1 - d_e^2 \nabla^2) \mathbf{E} = -\mathbf{u}_e \times \mathbf{B} - T_e \nabla \ln n + d_e^2 \nabla \cdot [n(\mathbf{u}_i \mathbf{u}_i - \mathbf{u}_e \mathbf{u}_e)]. \quad (3)$$

All equations are normalized with respect to the ion quantities: the mass m_i , charge e , inertial length d_i , and cyclotron frequency $\Omega_i \doteq eB_0/m_i c$, where B_0 is the strength of the mean magnetic field. The electron fluid is characterized by a finite electron skin depth $d_e = \sqrt{m_e/m_i}$, a flow velocity $\mathbf{u}_e = \mathbf{u}_i - \mathbf{J}/n$, and a constant electron temperature T_e . The number density n and the ion momentum density $n\mathbf{u}_i$ are computed as the zeroth and first velocity-space moments of f_i , respectively. Quasi-neutrality is assumed, $n_e \simeq n_i = n$, and the displacement current is neglected in Ampère’s law, so that the current density $\mathbf{J} = \nabla \times \mathbf{B}$. Electron inertia, see Eq. (3), is a key ingredient in this work as it allows for collisionless reconnection to occur even in the framework of a fluid-electron model. At the same time, the Hall term (hidden in the $-\mathbf{u}_e \times \mathbf{B}$ term, equivalent to $-\mathbf{u}_i \times \mathbf{B} + \mathbf{J}/n \times \mathbf{B}$) is the key actor for speeding up the dynamics around the X-point and leading to “fast” magnetic reconnection (see Birn et al. (2001) or Appendix B in Faganello et al. (2009) for further details). We mention that a fully kinetic approach would be more appropriate for the physical description of the diffusive effects since the agyrotropic electron pressure tensor plays a major role (see for instance Cai and Lee (1997); Hesse et al. (1999)). However, such an approach is out of the scope of this paper and left for future investigation.

2.2 Simulation setup

We consider an initially uniform, Maxwellian, proton–electron plasma embedded in a homogeneous out-of-plane magnetic field, $\mathbf{B}_0 = B_0 \hat{\mathbf{e}}_z$. The plasma beta parameter for the ion species initially satisfies $\beta_i \doteq 8\pi n T_{i0}/B_0^2 = 1$, where T_{i0} is the initial ion temperature. We set $T_e = T_{i0}$. A reduced mass ratio of $m_i/m_e = 144$ is employed, ensuring that d_i and d_e are well separated. The HVM equations (1)–(3) are then solved in a 2D-3V phase space with 1024^2 grid points spanning a real-space domain of size $L_x = L_y = 20\pi d_i$, corresponding to a uniform spatial resolution $\simeq 0.06 d_i \simeq 0.7 d_e$. In order to avoid spurious numerical effects at very small scales, we adopt high-order spectral filters (Lele, 1992) on the electromagnetic fields that act only on the high- k part of the spectrum for numerical stability, while reconnection is driven by electron inertia. The velocity space is sampled by 51^3 uniformly distributed grid points spanning $[-5, 5]v_{th,i}$, where $v_{th,i} = \sqrt{\beta_i/2}$ is the initial ion thermal speed, corresponding to a resolution of $0.2v_{th,i}$ in each velocity direction. We note that velocity fluctuations smaller than the grid resolution, $\Delta v = 0.2$ (in normalized units) in all directions, are well recovered by the Eulerian approach thanks to the very low level of noise of the algorithm. Indeed, even when the mean flow is small (with respect to Δv) the asymmetries in the values that the distribution function assumes on the negative and positive part of the v -space grid are well captured by its first-order moment $\int \mathbf{v} f(\mathbf{v}) d^3 \mathbf{v}$. We caution that this may not be true only if the width of the distribution is not well resolved, i.e., if $\Delta v/v_{th} > 1$.

We note that velocity fluctuations slower than the grid resolution, $\Delta v = 0.2$ in all directions, are well recovered by the Eulerian approach where the full sampling of the distribution function allows to capture any mean-flow asymmetry except for the cold plasma limit.

Decaying turbulence is initialized by imposing random, isotropic magnetic-field perturbations, $\delta \mathbf{B} = \delta B_{\parallel} \hat{\mathbf{e}}_z + \delta \mathbf{B}_{\perp}$ with $\nabla \cdot \delta \mathbf{B} = 0$. Such perturbations self-consistently excite ‘compressive’ fluctuations in the velocity and density fields (Cerri et al., 2017a). The choice of injecting compressive magnetic

perturbations (rather than, for instance, purely Alfvénic fluctuations having $\delta B_{\parallel} = 0$) is justified by the fact that inside the bow shock (i.e. in the magnetosheath) the majority of the fluctuations are observed to be compressive (see, e.g., Huang et al., 2017; Hadid et al., 2018). Furthermore, the injection scale in our simulations resides (purposefully) close to d_i , at which ‘Alfvénic’ or ‘magneto-sonic’ fluctuations are not clearly distinguishable. Accordingly, we let the (kinetic) response of the plasma to the magnetic-field perturbations to develop velocity and density fluctuations self-consistently. This particular choice has been indeed shown to not affect the development of the turbulent cascade at (and below) the ion scales (Cerri et al., 2017a). However, a study about the precise dependence on a much wider variety of injection properties is beyond the scope of this work – which itself is meant to be a first proof-of-concept – and will be left for future investigation.

Two simulations, labeled sim.A and sim.B for convenience, have been performed. In sim.A, the wavenumbers k of the injected magnetic-field perturbations lie in the range $0.1 \leq (k_{\perp} d_i)_{\text{inj}} \leq 0.6$ with a corresponding rms amplitude of the in-plane perturbations $|e_z \times \nabla \psi|^{\text{rms}} \simeq 0.15$. These values are chosen so that moderate-amplitude fluctuations are injected on scales close to the ion-kinetic scales, so as to separate the ion and the electron dynamics from the very beginning of the simulation (see the discussion in § 2.3). In sim.B we excite fewer modes whose wavenumbers lie farther away from the ion-kinetic scales, viz., $0.1 \leq (k_{\perp} d_i)_{\text{inj}} \leq 0.3$, corresponding to the regime studied in Franci et al. (2015, 2017), Cerri et al. (2016, 2017a), and Cerri and Califano (2017). We adopt the same rms value of the magnetic fluctuations as in sim.A. A third simulation, sim.C, which is equivalent to sim.B in terms of injection scales (viz., $0.1 \leq (k_{\perp} d_i)_{\text{inj}} \leq 0.3$) but employs a larger rms value for the fluctuations (viz., $|e_z \times \nabla \psi|^{\text{rms}} \simeq 0.21$), has also been performed. It confirms that the qualitative results from sim.B do not depend strongly on the initial level of the fluctuations, although a more precise statement will require further studies that are left for future investigation. Therefore, since there is no more information in sim.C that is not already present in sim.B, in this paper we only present results from sim.A and sim.B.

2.3 The EMHD limit at sub-ion scales

As turbulent fluctuations cascade to smaller and smaller scales, their characteristic frequencies increase, eventually exceeding those described by the MHD model. At scales below the ion-kinetic scales but above the electron skin depth, the ions decouple from the magnetic field, which remains frozen in the electron fluid. In the limit where the spatial derivatives of the number density n and of the ion bulk flow \mathbf{u}_i can be neglected with respect to the derivatives of the electron fluid velocity \mathbf{u}_e , the plasma may be described by EMHD. In this case, equations (2) and (3) reduce to equation (7) of Bulanov et al. (1992), in which the field $\mathbf{B}' \doteq \mathbf{B} - d_e^2 \nabla^2 \mathbf{B}$ (rather than \mathbf{B}) is frozen into an incompressible electron flow and the current is carried solely by the electron fluid, so that $\mathbf{u}_e = -\mathbf{J}/n$. Under these conditions, collisionless EMHD in two dimensions ensures the Lagrangian conservation of $F \doteq \psi - d_e^2 \nabla^2 \psi$ (Morrison and Greene, 1980; Bulanov et al., 1992), where the flux function ψ is related to the magnetic field via $\mathbf{B} = e_z \times \nabla \psi + B_z$. Note that while \mathbf{B}' and F stay frozen in the electron fluid, \mathbf{B} and ψ can reconnect. One advantage of the HVM model adopted here is that it includes EMHD as one of the limits of the generalized Ohm’s law (3), while simultaneously accounting also for non-EMHD effects (e.g., compressibility) and the kinetic response of the ions. On this point, we also note that the electron inertia terms in Eq. 3, aimed first at allowing reconnection without resistivity, should include a term proportional to $d_e^2 \nabla(\nabla \cdot \mathbf{E})$. Even if it is negligible in the EMHD limit, this term could influence the kinetic ion response since the electric field directly enters the ions’ Vlasov equation. Our set of equations can be seen as the simplest model describing kinetic ions, fluid electrons, ion and electron decoupling at different scales without including dissipation,

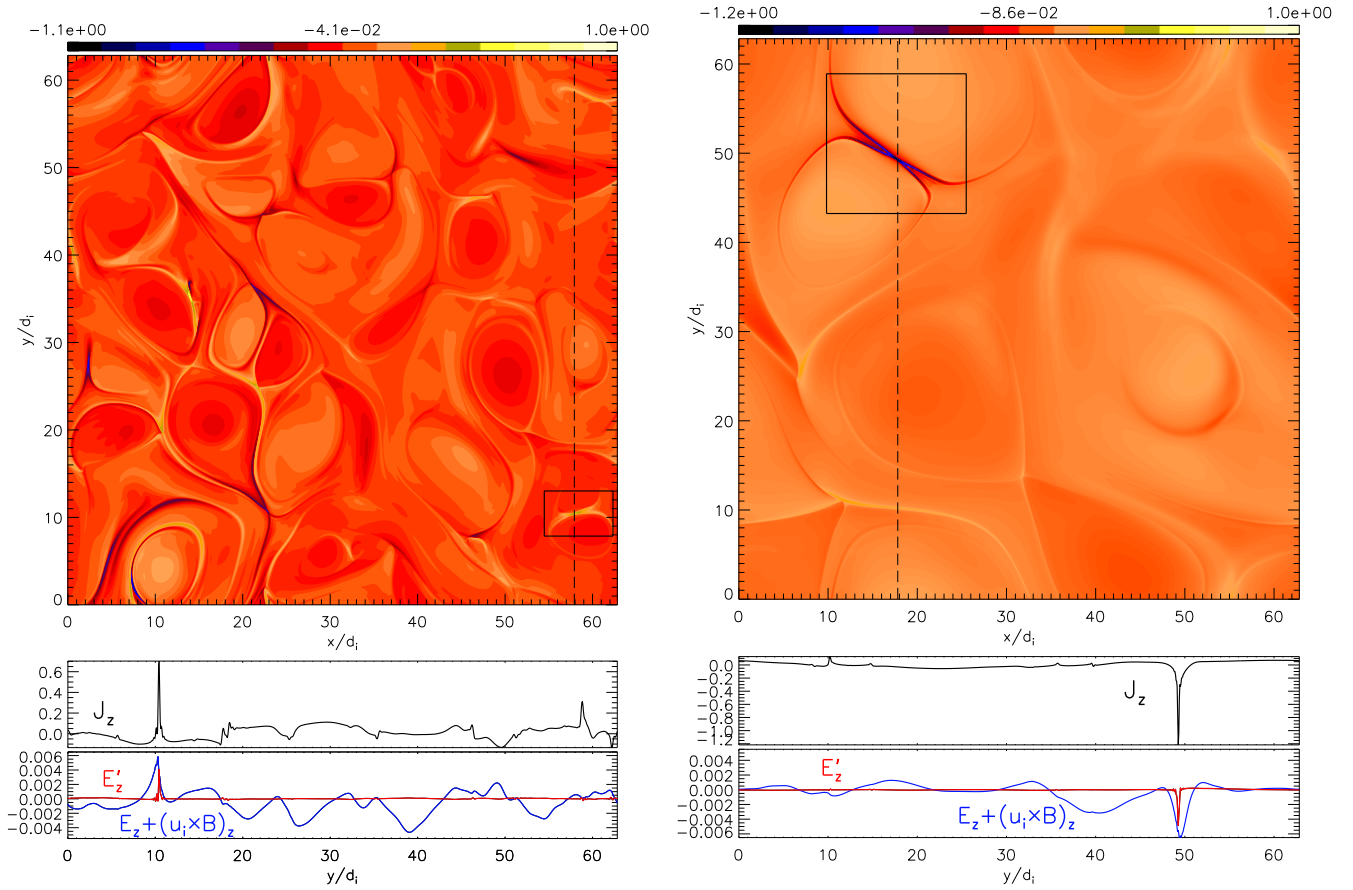


Figure 1. Left: From sim.A. (top) Shaded iso-contours of the out-of-plane current density J_z at $t = 42.5\Omega_i^{-1}$. The rectangle indicates the position of CS1. (bottom) One-dimensional cut along y at $x \simeq 58$ (marked by the vertical dashed line in the top panel) of J_z (black line), $E'_z \doteq E_z + (\mathbf{u}_e \times \mathbf{B})_z$ (red line), and $E_z + (\mathbf{u}_i \times \mathbf{B})_z$ (blue line). Right: From sim.B. (top) Shaded iso-contours of the out-of-plane current density J_z at $t = 95\Omega_i^{-1}$. The square indicates the CS shown in figure 6 (the simulation plane has been slightly shifted to highlight the two magnetic islands forming this CS). (bottom) One-dimensional cut along y at $x \simeq 18$ (marked by the vertical dashed line in the top panel) of J_z (black line), $E'_z \doteq E_z + (\mathbf{u}_e \times \mathbf{B})_z$ (red line), and $E_z + (\mathbf{u}_i \times \mathbf{B})_z$ (blue line). (Note that the y -range of the bottom plot for E'_z has just been shifted with respect to the corresponding plot for sim.A because the current peak in sim.B is negative. However, the length of the y -range shown, $|y_{\max} - y_{\min}|$, is the same to facilitate a meaningful comparison.)

finally conserving the EMHD flux F in the high-frequency limit. We nevertheless underline that in Eq. (3) for the electric field we do not formally impose $\nabla \cdot \mathbf{E} = 0$. As a consequence the electrostatic feedback is anyway included in our hybrid model (see for instance the test on Landau damping on ion acoustic waves in Valentini et al. (2007)). Numerically, we have two points to solve the electron inertial length d_e which is a somewhat borderline to completely separate the EMHD invariant from the flux function. This means that numerical filtering or intrinsic dissipation of the algorithm to advance the Vlasov equation (see Mangeney et al. (2002)), could contribute to the reconnection process and partially dissipate F and so ψ . We note (see Section 3.1, in particular Fig.2) that F and ψ are quite well separated during their evolution suggesting that, even at a resolution that must manage at the same time the large-scale evolution and the small-scale reconnection events, electron inertia terms play an important role in allowing for reconnection to occur.

3 RESULTS

3.1 Sim.A: Signatures of e-rec in kinetic turbulence

We first describe the results from sim.A. Within roughly 1.5 eddy turnover times of the shortest initial wavelength ($\sim 30\Omega_i^{-1}$), CSs form and reconnection onsets. (Fully developed turbulence is realized only on the eddy turnover time of the outer-scale fluctuations, $\tau \sim 100\Omega_i^{-1}$.) In figure 1, top left, we show a full-box view of the out-of-plane current density J_z at $t = 42.5\Omega_i^{-1}$. For comparison, in the top right frame, we show the same quantity from sim.B (discussed in § 3.2). We observe the formation of several electron-scale CSs, e.g., CS1 (indicated by the rectangle box) at $(x, y) = (58, 11)$, CS2 at $(23, 11)$, and CS3 at $(21, 36)$. These CSs are characterized by widths of a few d_e . More interestingly, their lengths $L_{CS} \sim (2-5)d_i$ are shorter than those typically observed in other turbulence simulations (e.g., Cerri et al., 2017a; Cerri and Califano, 2017; Franci et al., 2016, 2017; Servidio et al., 2015; Valentini et al., 2014). On these scales, the electron fluid, and thus the magnetic field, is expected to decouple from the ions; it is only deep within these thin CSs that the magnetic field ultimately decouples from the electron fluid. These features are shown in figure 1, bottom frame, which displays J_z (black), the out-of-plane electric field in the frame of the electrons $E'_z \doteq E_z + (\mathbf{u}_e \times \mathbf{B})_z$ (red), and the out-of-plane electric field in the frame of the ions $E_z + (\mathbf{u}_i \times \mathbf{B})_z$ (blue), both versus y at $x \approx 58d_i$ (corresponding to the vertical dashed line in the accompanying top panel). While the electron fluid is seen to decouple from the magnetic field only deep within CS1 (at $y \approx 11d_i$, where $E'_z \not\approx 0$), the ions are approximately decoupled over much of the simulation domain (i.e., $E_z + (\mathbf{u}_i \times \mathbf{B})_z \not\approx 0$ at all scales). The width of CS1 (either inferred by the condition $|J_z| > J_z^{\text{rms}}$ or by using the more accurate method discussed in § 3.3) is $\ell \approx 4d_e$, corresponding to the physical range on which e-rec has been observed to occur in the magnetosheath (Phan et al., 2018).

Figure 2 presents a zoom-in of CS1 after the onset of e-rec and the formation of an active X-point structure at $t = 42.5\Omega_i^{-1}$. The top panel reveals a quadrupolar structure of B_z near the CS, known to be caused by the Hall term allowing the electrons to locally decouple from the ion neutralizing background and to generate via their in-plane current the quadrupole (Mandt et al., 1994; Biskamp et al., 1997; Shay et al., 1998; Uzdensky and Kulsrud, 2006). Quadrupole signature is today a kind of universal trademark of fast reconnection routinely used not only in simulations but also in space observations to assert the presence of a reconnection event (Øieroset et al., 2001; Vaivads et al., 2004). Iso-contours of the flux function ψ (dashed white lines) and of the corresponding EMHD invariant F (black lines) coincide on scales larger than d_e , where electron inertia is unimportant. Both quantities are advected by the flow and well conserved everywhere except around the X-point, where ψ locally breaks (and reconnects) on scales $\sim d_e$. This separation of the ψ and F iso-contours is a signature of the EMHD regime (see, e.g., Attico et al., 2002). Indeed, in the bottom panel of figure 2, the x -component of the electron flow $u_{e,x}$ shows the typical electron jet structures coming out from the X-point (highlighted by F , the solid black lines). No evidence of corresponding ion outflows is found in the exhaust around the X-point.

In figure 3 we show data taken from two virtual spacecraft passing through CS1 along the paths traced by the vertical dashed lines in figure 2. These trajectories are chosen to be similar to those taken by *MMS* in Phan et al. (2018). In panels (a) and (f), we show the reversal of B_x over a few d_e , highlighted by the vertical dashed lines corresponding to the CS1 boundaries (given by the condition $|J_z| > J_z^{\text{rms}}$). Within these boundaries, there are clear signatures of oppositely oriented super-Alfvénic electron jets, identified as the exhausts (panels (b) and (g)), without any noticeable corresponding ion outflows (panels (c) and (h)). This feature is in qualitative agreement with *MMS* measurements (Phan et al., 2018). Note that ion jets do not appear even if we move the spacecraft trajectories further away from the X-point location, as would be

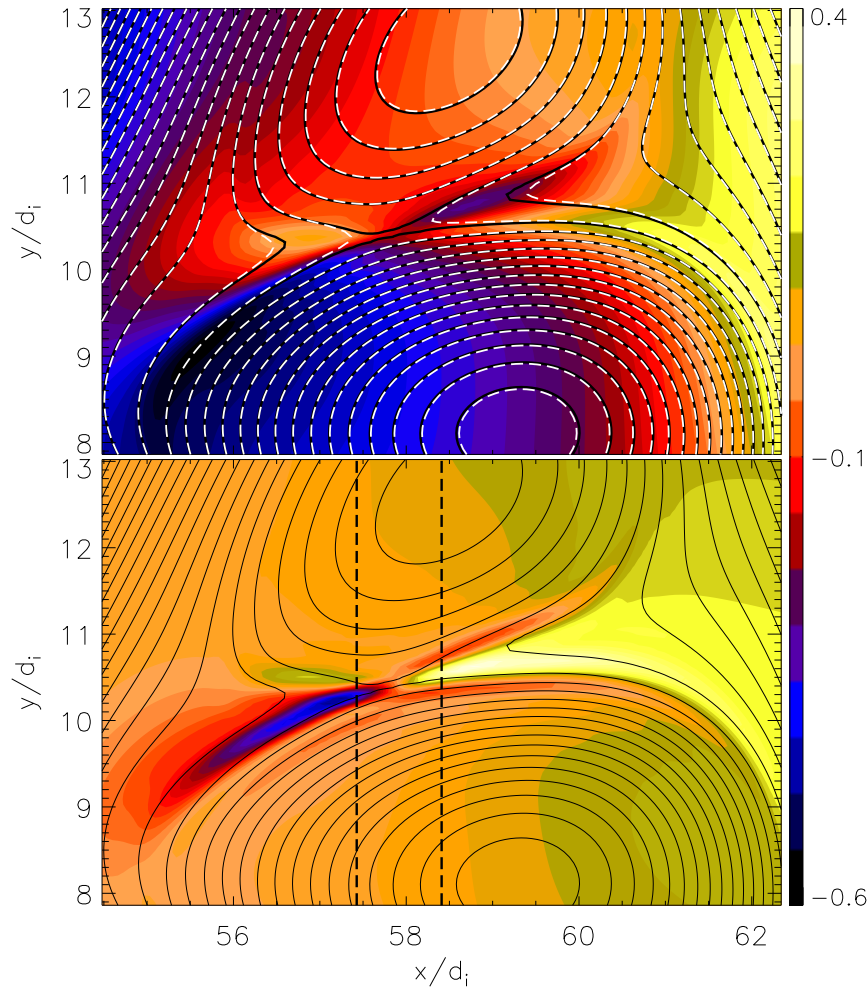


Figure 2. From sim.A. Zoom-in on CS1 at $t = 42.5\Omega_i^{-1}$. (top) Shaded iso-contours of the out-of-plane magnetic field B_z with superposed iso-contours of ψ (dashed white) and F (black). (bottom) Shaded iso-contours of the x -component of the electron flow, $u_{e,x}$, and of ψ (solid black lines). Dashed vertical lines trace the two virtual spacecraft trajectories shown in the two columns of figure 3.

the case in a ‘standard’ reconnection event. The field-parallel electric field E_{\parallel} , E'_z , and the dissipation rate $\mathbf{J} \cdot \mathbf{E}'$ (Zenitani et al., 2011) all depart significantly from zero only across the CS (panels (d), (e), (i), and (j)). Although $\mathbf{J} \cdot \mathbf{E}'$ oscillates, its integral across CS1 is positive, indicating the possibility of a region of net magnetic-to-particle energy conversion (our equations only allow conversion into electron bulk, rather than thermal, energy). All of these features seen in CS1 are observed also in the other CSs.

That the dynamics of these CSs is EMHD-like is supported by figure 4, which shows spectra of the solenoidal $\mathbf{u}^{(\text{sol})}$ and irrotational $\mathbf{u}^{(\text{irr})}$ contribution to the in-plane ion and electron velocities and of the in-plane magnetic field during the onset of the first e-rec events (viz., $t = 42.5\Omega_i^{-1}$). These spectra demonstrate that the ion flow is almost incompressible in the range $d_i^{-1} < k_{\perp} < d_e^{-1}$, while the electron flow remains nearly incompressible across an even larger range. We have also verified that the solenoidal contribution to $\mathbf{u}_{e,\perp}$ around the CSs largely dominates over its irrotational counterpart, and that the ‘EMHD terms’ in our generalized Ohm’s law dominate the dynamics (viz., $|\nabla \cdot (n\mathbf{u}_i u_{iz})| \ll |\nabla \cdot (n\mathbf{u}_e u_{e,z})|$ and $|nu_{e,z}(\nabla \cdot \mathbf{u}_e)| \ll |\mathbf{u}_e \cdot \nabla(nu_{e,z})|$; see, e.g., Bulanov et al. 1992).

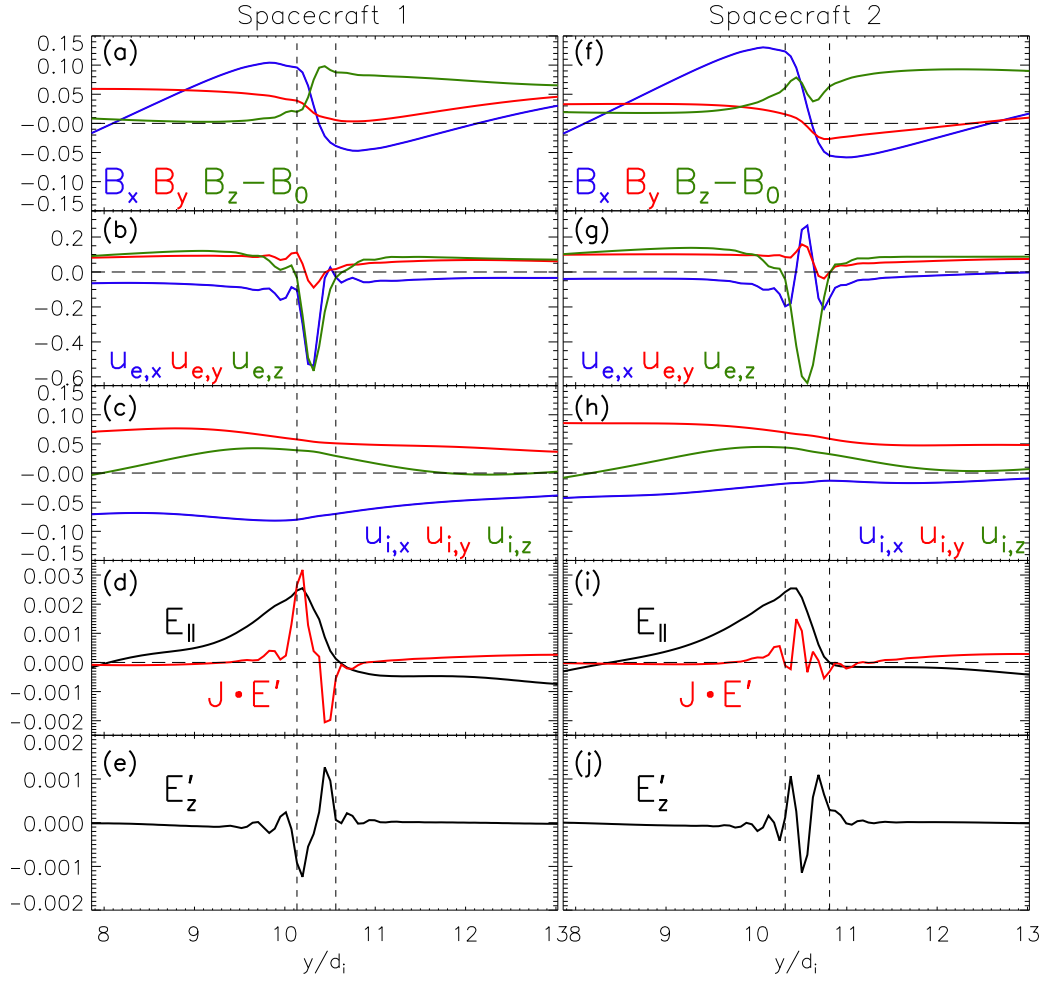


Figure 3. From sim.A. Data taken by two virtual spacecraft passing through CS1 along the paths traced by the vertical dashed lines in figure 2 (‘Spacecraft 1’ at $x \simeq 57.4d_i$, left column; and ‘Spacecraft 2’ at $x \simeq 58.4d_i$, right column). The vertical dashed lines represent the local boundaries of the CS given by the condition $|J_z| > J_z^{\text{rms}}$.

Crucially, the properties of the fluctuations shown in figure 4 at $t \sim 42.5\Omega_i^{-1}$ do not change character once the fully developed turbulent stage is achieved at $t_p \sim 110\Omega_i^{-1}$ (t_p corresponds to the time when the rms out-of-plane current $J_z^{(\text{rms})}$ reaches its peak; see, e.g., Servidio et al. 2015). After nearly 3 eddy turnover times, corresponding to the fully turbulent regime and by which time the ions could have begun participating in the reconnection dynamics, no sign of ion outflows in sim.A is observed. Figure 5 (left panels) shows a comparison between the out-of-plane and in-plane electron and ion flow velocities at $t = 114\Omega_i^{-1}$ in sim.A; the iso-contours of $-u_{e,z} \approx J_z/n$ (top left), $u_{i,z}$ (top right), $u_{e,y}$ (bottom left), and $u_{i,y}$ (bottom right) are shown. All electron quantities exhibit many thin structures at the electron scale, which are well correlated with the CSs traced by J_z (not shown here, as it is nearly identical to $-u_{e,z}$). On the other hand, all of the ion quantities exhibit much smoother variations and, in particular, are largely uncorrelated with the corresponding electron flows or CSs. As in figure 2, electron jets are also visible (e.g., in $u_{e,y}$ at $(x, y) \approx (10, 20)d_i$; note that here the jets are along y), while no corresponding ion outflows are apparent. Despite these e-rec processes, the fluctuation spectra in the ion-kinetic range of the fully developed turbulence are not significantly affected (when compared to sim.B). The magnetic and electric energy spectra continue to exhibit sub-ion-scale power laws close to -2.8 and -1 , respectively, in the

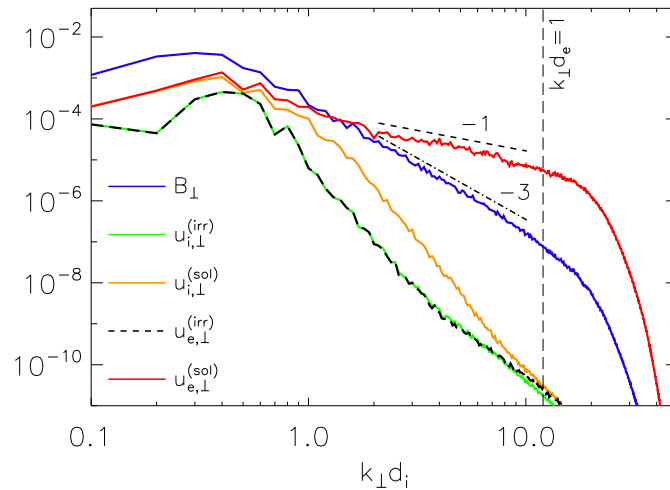


Figure 4. From sim.A. Spectra at $t = 42.5\Omega_i^{-1}$ of the in-plane magnetic field (blue solid line), the solenoidal contributions to the in-plane ion and electron velocities $u_{(i,e)}^{(sol)}$ (orange and red solid lines, respectively), and the irrotational contributions of the same velocities $u_{(i,e)}^{(irr)}$ (green and black-dashed curves, respectively). Reference slopes of -1 and -3 slopes are provided.

range $d_i^{-1} \lesssim k_\perp \lesssim d_e^{-1}$ (not shown here), similar to those found in previous gyro-kinetic, hybrid-kinetic, and fully kinetic simulations (e.g., Howes et al., 2011; TenBarge et al., 2012; Told et al., 2015; Franci et al., 2015, 2016, 2018; Cerri et al., 2016, 2017b, 2018; Grošelj et al., 2017, 2018; Arzamasskiy et al., 2019; Cerri et al., 2019) as well as satellite measurements (e.g., Alexandrova et al., 2008; Sahraoui et al., 2009; Chen et al., 2010; Lacombe et al., 2017).

3.2 Sim.B: Standard reconnection in kinetic turbulence

None of the e-rec characteristics highlighted in § 3.1 are observed in sim.B, in which the magnetic perturbations are injected farther away from d_i (at least up to the time when the turbulence is fully developed, $t \approx 200\Omega_i^{-1}$). In particular, as soon as CSs form in sim.B (after 1.5 eddy-turnover times associated with the shortest initial wavelength, $\sim 60\Omega_i^{-1}$ here), we observe the development of ‘standard’ reconnection with electron structures embedded in ion macro-layers. This is shown for sim.B in the top-right panel of figure 1, which provides a full-box view of the out-of-plane current density J_z at $t = 95\Omega_i^{-1}$. In particular, we see the formation of a CS located at $x = 18$, $y = 50$ (highlighted by the black square). As in sim.A, the CS width collapses down to the d_e scale at the X-point. However, now its length along the in-plane magnetic field is much larger (more than $10d_i$) than those of the CSs observed in sim.A (left panels). As a consequence, at a sufficiently large distance from the X-point, ions couple to the magnetic-field/electron dynamics and ion outflows are generated. This is shown in the bottom-right panel (data versus y taken along the dashed line): by way of comparison with its sim.A counterpart (bottom-left panel), the ions are seen to be better coupled to the magnetic field away from the CS. This facilitates the ions’ participation to the reconnection process; indeed, a zoom-in of this CS (see figure 6) shows the X-point structure with both electron and ion outflows present. Even if smoother, the ion outflows point in opposite directions along the reconnecting in-plane magnetic field and are localized inside the separatrices.

To provide further evidence that the exhausts are composed of two coupled ion-electron jets, in figure 7 we show six successive plots of the electron and ion outflows measured to the right of the X-point of the

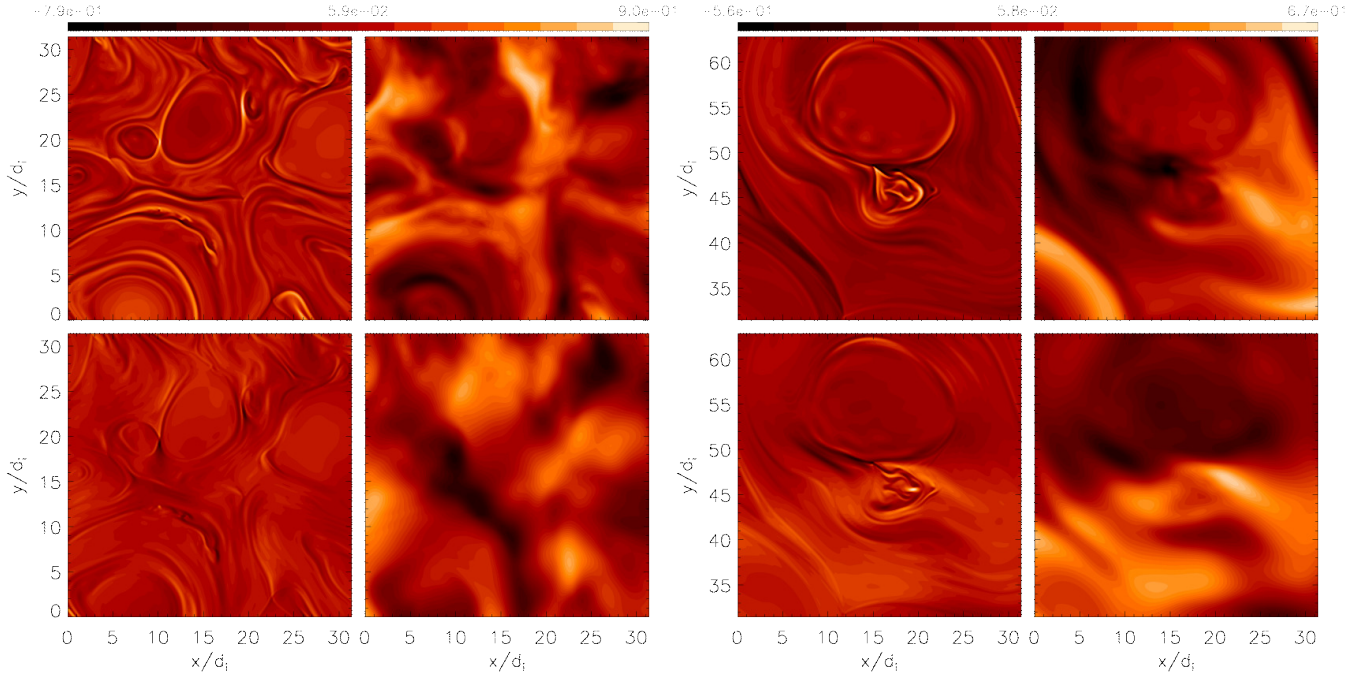


Figure 5. Left: From sim.A. Shaded iso-contours of (minus) the out-of-plane electron flow, $-u_{e,z} \approx J_z/n$ (top left); the out-of-plane ion flow, $u_{i,z}$ (top right); and the y -component of the electron and ion flow, $u_{e,y}$ and $u_{i,y}$ (bottom left and bottom right, respectively) in a zoom-in region one-fourth the size of the simulation domain at $t = 114\Omega_i^{-1}$. Right: From sim.B. Shaded iso-contours of (minus) the out-of-plane electron flow, $-u_{e,z} \approx J_z/n$ (top left); the out-of-plane ion flow, $u_{i,z}$ (top right); and the x -component of the electron and ion flow, $u_{e,x}$ and $u_{i,x}$ (bottom left and bottom right, respectively) in a zoom-in region one-fourth the size of the simulation domain at $t \approx 203\Omega_i^{-1}$.

CS shown in figure 6. This sequence shows a central, well-collimated, strong electron jet (continuous lines) that becomes less collimated farther away from the X-point. We also observe a smoother, less intense but clear ion jet superposed on the electron one (dashed lines).

Such an electron-ion structure is never observed in sim.A where the ions decouple from the magnetic-field and the electron dynamics over nearly the entire simulation domain (see figure 1, bottom left frame, and figure 5, left frame). This difference is observed not only when the first active CSs form, but also at later times when the turbulence is fully developed. We also note that, although the ion-electron coupling remains valid in the fully developed turbulence stage of sim.B, some electron-scale structures emerge, as shown in figure 5, right frame, where finer structures develop inside an ion scale reconnecting structure. In summary, in sim.B the different CSs exhibit ‘standard’ or even multi-scale reconnection with both well-developed ion and electron outflows. On the contrary, in sim.A only e-rec develops and ‘standard’ reconnection is never observed, neither at the time when the first CSs activate nor when the turbulence is fully developed.

3.3 Statistical analysis of current sheets’ properties

Quantitative differences between sim.A and sim.B can be further assessed by examining the statistical distribution of the CSs’ characteristic widths and lengths. For this purpose we define a CS as a region where the magnitude of the current density is bigger than a given threshold J_{thr} . Following Zhdankin et al. (2013) we define such a threshold as $J_{\text{thr}} = \sqrt{\langle J_z^2 \rangle + 3\sigma}$, where $\sigma = \sqrt{\langle J_z^4 \rangle - (\langle J_z^2 \rangle)^2}$. The widths and lengths of the CSs are then evaluated using two different techniques.

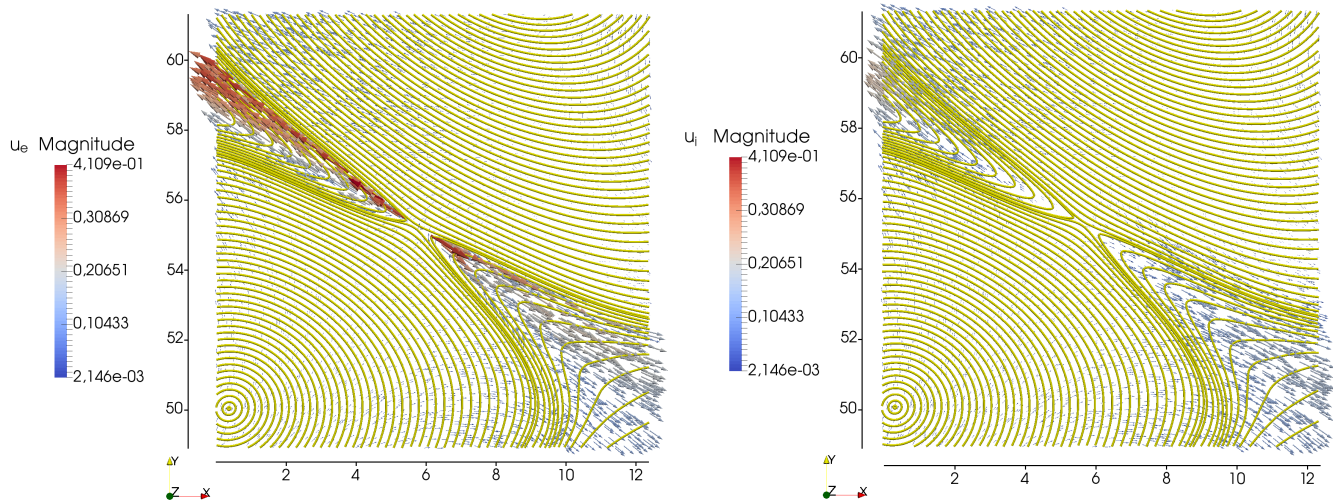


Figure 6. From sim.B. In-plane velocity vector field for electrons (left) and ions (right) with superimposed the flux function ψ iso-contours around the X-point at $x \approx 6d_i$, $y \approx 56d_i$, at $t = 105\Omega_i^{-1}$.

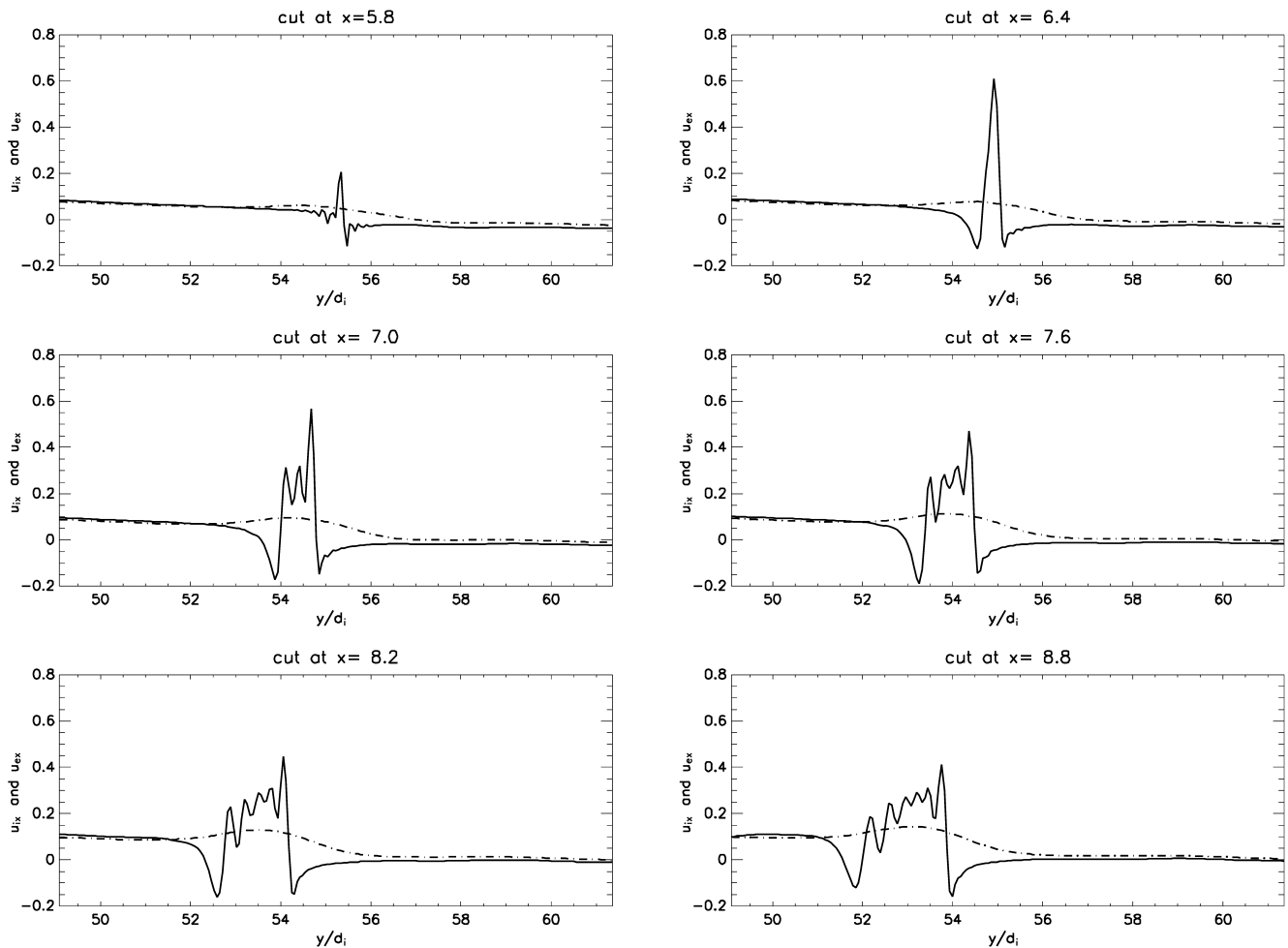


Figure 7. From sim.B. Cuts versus y of the rightward outflow from the X-point shown in figure 6, at $t = 105\Omega_i^{-1}$. The x -component of the electron (solid) and ion (dash-dotted) velocities are plotted versus y at different values of x starting close to the X-point and going as far away as $3d_i$.

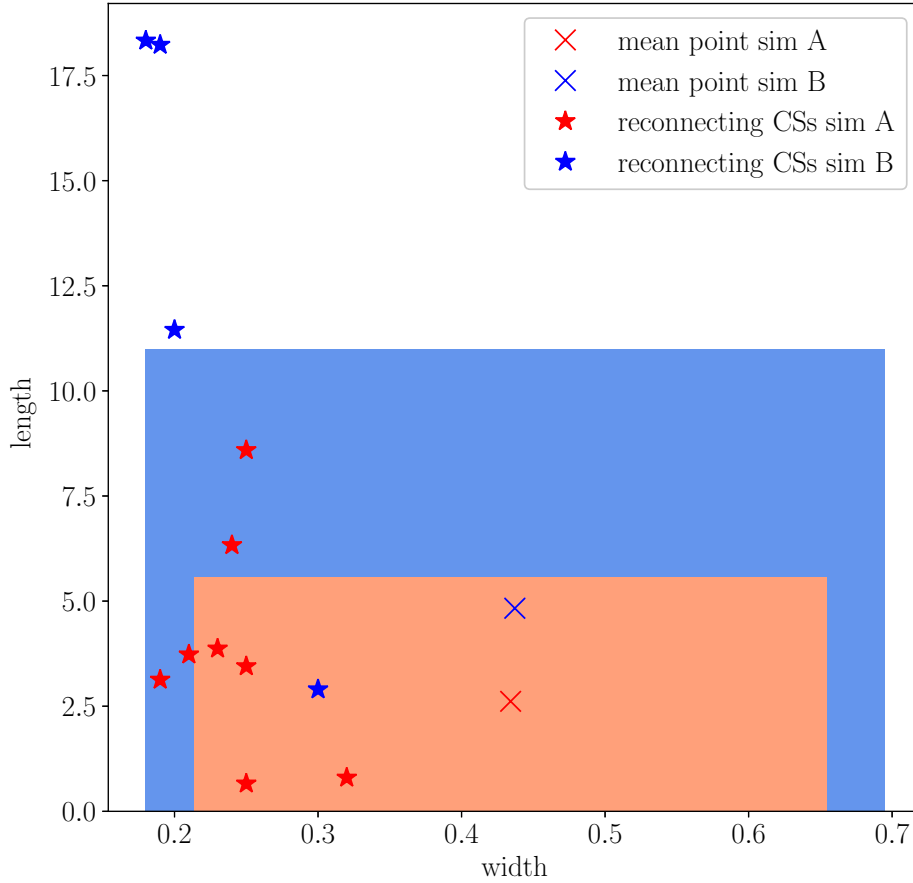


Figure 8. A visual representation of the statistical distribution of width and length of all the CSs present in sim.A (red) and sim.B (blue): the cross indicates the average values and the shaded area the parameter region within one standard deviation. The widths and lengths of selected CSs that exhibit an X point and are clearly reconnecting are indicated by the stars.

The first technique employs an automated procedure that calculates the width and length of each CS based on the shape of the local $|J_z|$. First, we define the (local) current peak as the maximum value of $|J_z|$. Then, given the eigenvector associated with the largest eigenvalue of the Hessian matrix of $|J_z|$ at the peak, we look at the interpolated profile along this direction and define the CS's width as the full width at half maximum of $|J_z|$. Performing a similar procedure to compute the length, namely, interpolating $|J_z|$ along the direction of the eigenvector associated with the smallest eigenvalue, could be misleading since the CSs are rarely 'straight'. For this reason we infer the length as the maximal distance between two points belonging to the same CS (i.e., within the thresholded contour), following Zhdankin et al. (2013).

We then evaluate the average CS width and length and their standard deviations by taking into account all of the current peaks present in a simulation between the time when the first CSs form ($t = 30\Omega_i^{-1}$ in sim.A and $t = 75\Omega_i^{-1}$ in sim.B) and the fully developed turbulent regime ($t = 128\Omega_i^{-1}$ in sim.A and $t = 203\Omega_i^{-1}$ in sim.B); in total, 7182 (460) current peaks were identified in sim.A (sim.B). These quantities are shown in figure 8 for both sim.A (red markers) and sim.B (blue markers): the crosses indicate the average width/length of these runs, while the red (blue) shaded area indicates the parameter region within one standard deviation of these values for sim.A (sim.B). Note that the average width (a few d_e) and its standard deviation are very similar amongst sim.A and sim.B, suggesting that these characteristics are independent of the details of the energy injection. This is not particularly surprising, since the minimum

width of a CS width is limited by the decoupling of the magnetic field from the electron dynamics. By contrast, the length distributions are noticeably different in sim.A and sim.B. The average CS length in sim.A is $\simeq 2.6d_i$ and the standard deviation is $\simeq 2.9d_i$, while in sim.B these values correspond to $\simeq 4.8d_i$ and $\simeq 6.2d_i$, respectively. Therefore CSs in sim.B are not only longer on average, but they also show a more pronounced variability in length. The picture emerging from sim.B therefore conforms to the ‘standard’ idea of plasma turbulence developing a hierarchy of dissipative coherent structures extending down to electron scales’ (Karimabadi et al., 2013), whereas sim.A provides the first numerical evidence of the possibility to ‘shortcut’ this hierarchy and develops only smaller-scale structures where e-rec occurs.

This first analysis procedure has the advantage of being automated, leading to a large statistical ensemble of CSs. That being said, this procedure does not distinguish between reconnecting CSs and non-reconnecting ones. For example, CSs across which the in-plane magnetic field (the only one that can reconnect in 2D) does not change sign but whose current densities are sufficiently large are counted by the automated procedure, despite their inability to reconnect. There are also CSs across which the in-plane magnetic field changes sign, but no clear signs of reconnection (e.g., electron and/or ion outflows emerging from an X point) are present. Our second technique is therefore to compute the widths and lengths of only those CSs that exhibit clear evidence of reconnection. At a fixed time, we visually inspect each CS (identified by our first technique) to assess whether the in-plane magnetic field changes sign and whether electron outflows are present. We then examine those CSs’ time evolution to find evidence for the erosion of ψ at the X point, indicating an ongoing topological modification of the magnetic field. The measured widths and lengths of these reconnecting CSs are marked by stars in figure 8. We have verified, using the proxies J_z and E'_z , that the estimated widths of these CSs represented by a star are correct.

Note that the widths of these reconnection sites are always smaller than the average CSs’ width, in both sim.A and sim.B, corroborating the fact that active CSs collapse at the X point. By contrast, the lengths of reconnecting CSs exhibit quite different behavior amongst these two simulations: in sim.A the majority of reconnecting CSs have a length in between the boundaries defined by the standard deviation, with only two cases (out of 8) of reconnecting CSs with a slightly larger length (although smaller than $9d_i$). On the other hand, all but one reconnecting CSs in sim.B are out of the boundaries defined by the standard deviation and have a length larger than $10d_i$. The only one with a smaller length, at $\simeq 2.9d_i$, is the CS found at $t = 203\Omega_i^{-1}$ where fine electron structures are visible (see Figure 5).

Even if the number of these reconnection sites is statistically smaller than the total number of CSs, we can identify a trend regarding CS width and length within the two simulations. In general, the ensemble of all the CSs in a simulation is not particularly representative of the reconnecting ones. In fact, all the reconnecting CSs have a width that is smaller than the average value of the corresponding distribution of CSs. This width is clustered around $\sim (0.2-0.25)d_i \approx 3d_e$ in both simulations, with a relatively small dispersion around that value (the width being always less than $0.35d_i$). More interestingly, the lengths of the reconnecting CSs exhibit a completely different trend amongst the two simulations. In sim.A, the length of these reconnecting structures (which exhibit e-rec) is clustered around $\sim 3.5d_i \approx 42d_e$, and nearly all of them have a characteristic length which is within one standard deviation from the average value of the distribution of all the CSs in sim.A. In sim.B, on the other hand, nearly all of the reconnecting CSs (which exhibit ion outflows) have a length that is beyond one standard deviation from the average value of the distribution of all the CSs, i.e., larger than $10d_i = 120d_e$.

4 CONCLUSIONS AND DISCUSSION

Using numerical simulations of kinetic plasma turbulence in a hybrid Vlasov–Maxwell model that includes fully non-linear electron-inertia effects (except for those related to the electron pressure tensor terms), we have demonstrated for the first time that short CSs in which electron-only reconnection takes place can naturally develop within kinetic plasma turbulence at $\beta \sim 1$ when fluctuations are injected on a range of wavenumbers near ion-kinetic scales (in our case, $k_{\perp} d_i = k_{\perp} \rho_i \leq 0.6$). In this situation, all CSs showing clear evidence of ongoing magnetic reconnection exhibit electron exhausts that are unaccompanied by ion outflows, with the ions being decoupled from the magnetic-field and electron dynamics almost everywhere. The properties of these reconnecting CSs, including their statistical lengths and widths are in qualitative agreement with those “electron-scale” CSs recently measured in the turbulent magnetosheath by *MMS* (Phan et al., 2018), in which reconnection-driven electron outflows were unaccompanied by ion outflows. It is worth noticing that in this case where electron reconnection occurs associated with smaller CSs than for standard reconnection (sim.A), we do not observe the classical 2D island coalescence process (Malara et al., 1992), at least during the full duration of the simulation up to $t \simeq 140$.

In our simplified model in which electrons are modeled as a fluid and decaying turbulence is initialized via compressive magnetic perturbations, this transition from ‘standard’ to ‘electron-only’ dynamics is observed by varying the maximum wave number of the initial fluctuations. In particular, if fluctuations are injected at wavelengths such that $k_{\perp} d_i \leq 0.3$, a hierarchy of dissipative CSs emerge with a variety of lengths, whose evolution follows the ‘standard’ reconnection dynamics in which both ion and electron exhausts are seen.

We have further shown that the wavelength range of energy injection has a measurable impact on the statistical properties of all the CSs: their average length and corresponding standard deviation are indeed different in sim.A and sim.B. In particular, sim.A shows a distribution of CSs’ lengths that is centered around $\simeq 2.6d_i$ with a standard deviation of their (asymmetric) distribution of $\simeq 2.9d_i$, whereas the corresponding distribution in sim.B exhibits a larger average value ($\simeq 4.8d_i$) and a much wider distribution, with a standard deviation of $\simeq 6.2d_i$. This difference is even more apparent if we limit the analysis to only those CSs that can be clearly identified as reconnecting ones: in sim.A, these CSs are mostly clustered around a length of $\simeq 3.5d_i$ and are never longer than $\approx 8\text{--}9d_i$. Moreover, their distribution is relatively thin and similar to the one obtained using all the CSs. By contrast, in sim.B we find both very long reconnecting CSs (up to $\sim 20d_i$) and short ones (a few d_i). These statistical properties directly relate to the physics of reconnection that is observed: short CSs in sim.A only produce e-rec, while long and short CSs in sim.B allow for the presence of ion outflows and finer electron structures. Note that, differently to reconnection in a 1D initial Harris sheet (Fujimoto, 2006; Daughton et al., 2006) where the length of the resulting CS is not limited in size and grows in time following the initial configuration, in the turbulent case CSs’ characteristic length is limited. Indeed CSs develop in between magnetic flux ropes whose size sets the maximal length CSs can reach. Therefore, the energy injection scale plays an important role by setting the size of flux ropes, and so on the CSs’ maximal length and on the possible kind of reconnection developing. Recent fully kinetic simulations of magnetic reconnection developing in an isolated current sheet (Sharma Pyakurel et al., 2019) are in agreement with this picture.

Despite our initial conditions being oversimplified and not directly tied to any specific physical injection mechanism, we are encouraged by the close resemblance of sim.A’s results to *MMS* data. That this resemblance holds not only during the onset of the first reconnection events in sim.B, but also during the fully developed turbulent state, is particularly convincing. We are then led to conjecture that energy injection occurring near ion-kinetic scales, perhaps due to velocity-space instabilities and/or shocks, can qualitatively

alter the evolution of CSs and the dynamics of magnetic reconnection in plasma turbulence, potentially explaining the *MMS* results. In particular, if some energy-injection mechanism with properties similar to those employed in our simulations occurs past the bow shock, our results suggest that e-rec events could be detected relatively close to the bow shock and also further downstream in the magnetosheath. A more recent observational study using an extended *MMS* data set from the turbulent magnetosheath (Stawarz et al., 2019) seems to support this scenario. As the *MMS* mission goes on, the amount of collected data will enable a more detailed statistical analysis of these e-rec events. This kind of analysis should include also data collected outside of the magnetosheath, in the pristine solar wind, where different statistics for the reconnecting current sheets may be expected. However, due to the different level of fluctuations in the two regions, we stress that a high sensitivity of the spacecraft's instruments may be required in order to detect (the presumably smaller amount of) e-rec events in the pristine solar wind. Next-generation space missions would be most informative.

CONFLICT OF INTEREST STATEMENT

The authors declare that the research was conducted in the absence of any commercial or financial relationships that could be construed as a potential conflict of interest.

AUTHOR CONTRIBUTIONS

All authors have contributed to the data analysis, text editing and to the discussions presented in the paper.

FUNDING

This project (FC) has received funding from the European Union's Horizon 2020 research and innovation programme under grant agreement No 776262 (AIDA). SSC and MWK were supported by the National Aeronautics and Space Administration under Grant No. NNX16AK09G issued through the Heliophysics Supporting Research Program.

ACKNOWLEDGMENTS

We acknowledge Referee 3 for her/his comments and discussion helping us to improve the content of the paper. We acknowledge PRACE for awarding us access to the supercomputer Marconi, CINECA, Italy, where the calculations were performed under the grant n. 2017174107. FC and SSC thank Dr. C. Cavazzoni (CINECA, Italy) for his essential contribution to code parallelization and performance and Dr. M. Guarrasi (CINECA, Italy) for his contribution on code implementation on Marconi. This work was also partly supported by CINES/IDRIs under the allocation 2018-A0040407042 made by GENCI. This paper originates from an arXiv letter at arXiv:1806.11295 but must be considered as a different work and not just an update.

DATA AVAILABILITY STATEMENT

The data used in this study are available from the authors upon reasonable request.

REFERENCES

Alexandrova, O., Carbone, V., Veltri, P., and Sorriso-Valvo, L. (2008). Small-Scale Energy Cascade of the Solar Wind Turbulence. *Astrophys. J.* 674, 1153–1157. doi:10.1086/524056

- Alexandrova, O., Saur, J., Lacombe, C., Mangeney, A., Mitchell, J., Schwartz, S. J., et al. (2009). Universality of Solar-Wind Turbulent Spectrum from MHD to Electron Scales. *Phys. Rev. Lett.* 103, 165003. doi:10.1103/PhysRevLett.103.165003
- Arzamasskiy, L., Kunz, M. W., Chandran, B. D. G., and Quataert, E. (2019). Hybrid-Kinetic Simulations of Ion Heating in Alfvénic Turbulence. *Astrophys. J.* 879, 1
- Attico, N., Califano, F., and Pegoraro, F. (2002). Kinetic regimes of high frequency magnetic reconnection in a neutral sheet configuration. *Phys. Plasmas* 9, 458. doi:10.1063/1.1435002
- Bessho, N., Chen, L. J., Wang, S., Hesse, M., and Wilson, L. B. (2019). Magnetic Reconnection in a Quasi-Parallel Shock: Two-Dimensional Local Particle-in-Cell Simulation. *Geophys. Res. Lett.* 46, 9352–9361. doi:10.1029/2019GL083397
- Birn, J., Drake, J. F., Shay, M. A., Rogers, B. N., Denton, R. E., Hesse, M., et al. (2001). Geospace environmental modeling (gem) magnetic reconnection challenge. *Journal of Geophysical Research: Space Physics* 106, 3715–3719. doi:10.1029/1999JA900449
- Biskamp, D., Schwarz, E., and Drake, J. F. (1997). Two-fluid theory of collisionless magnetic reconnection. *Physics of Plasmas* 4, 1002–1009. doi:10.1063/1.872211
- Bulanov, S. V., Pegoraro, F., and Sakharov, A. S. (1992). Magnetic reconnection in electron magnetohydrodynamics. *Phys. Fluids B* 4, 2499. doi:10.1063/1.860467
- Burch, J. L., Torbert, R. B., Phan, T. D., Chen, L.-J., Moore, T. E., Ergun, R. E., et al. (2016). Electron-scale measurements of magnetic reconnection in space. *Science* 352, aaf2939. doi:10.1126/science.aaf2939
- Cai, H. J. and Lee, L. C. (1997). The generalized Ohm’s law in collisionless magnetic reconnection. *Physics of Plasmas* 4, 509–520. doi:10.1063/1.872178
- Cerri, S. S. and Califano, F. (2017). Reconnection and small-scale fields in 2D-3V hybrid-kinetic driven turbulence simulations. *New J. Phys.* 19, 025007. doi:10.1088/1367-2630/aa5c4a
- Cerri, S. S., Califano, F., Jenko, F., Told, D., and Rincon, F. (2016). Subproton-scale Cascades in Solar Wind Turbulence: Driven Hybrid-kinetic Simulations. *Astrophys. J. Lett.* 822, L12. doi:10.3847/2041-8205/822/1/L12
- Cerri, S. S., Franci, L., Califano, F., Landi, S., and Hellinger, P. (2017a). Plasma turbulence at ion scales: a comparison between particle in cell and Eulerian hybrid-kinetic approaches. *J. Plasma Phys.* 83, 705830202. doi:10.1017/S0022377817000265
- Cerri, S. S., GroÅ;elj, D., and Franci, L. (2019). Kinetic plasma turbulence: recent insights and open questions from 3D3V simulations. *Frontiers in Astronomy and Space Sciences* 6, 64. doi:10.3389/fspas.2019.00064
- Cerri, S. S., Kunz, M. W., and Califano, F. (2018). Dual Phase-space Cascades in 3D Hybrid-Vlasov-Maxwell Turbulence. *Astrophys. J. Lett.* 856, L13. doi:10.3847/2041-8213/aab557
- Cerri, S. S., Servidio, S., and Califano, F. (2017b). Kinetic Cascade in Solar-wind Turbulence: 3D3V Hybrid-kinetic Simulations with Electron Inertia. *Astrophys. J. Lett.* 846, L18. doi:10.3847/2041-8213/aa87b0
- Chen, C. H. K. and Boldyrev, S. (2017). Nature of Kinetic Scale Turbulence in the Earth’s Magnetosheath. *Astrophys. J.* 842, 122. doi:10.3847/1538-4357/aa74e0
- Chen, C. H. K., Horbury, T. S., Schekochihin, A. A., Wicks, R. T., Alexandrova, O., and Mitchell, J. (2010). Anisotropy of Solar Wind Turbulence between Ion and Electron Scales. *Phys. Rev. Lett.* 104, 255002. doi:10.1103/PhysRevLett.104.255002
- Coppi, B. (1964). ‘Inertial’ instabilities in plasmas. *Phys. Lett.* 11, 226. doi:10.1016/0031-9163(64)90419-6

- Daughton, W., Scudder, J., and Karimabadi, H. (2006). Fully kinetic simulations of undriven magnetic reconnection with open boundary conditions. *Physics of Plasmas* 13, 072101. doi:10.1063/1.2218817
- Drake, J. F., Biskamp, D., and Zeiler, A. (1997). Breakup of the electron current layer during 3-D collisionless magnetic reconnection. *Geophys. Res. Lett.* 24, 2921. doi:10.1029/97GL52961
- Drake, J. F. and Kleva, R. G. (1991). Collisionless reconnection and the sawtooth crash. *Phys. Rev. Lett.* 66, 1458. doi:10.1103/PhysRevLett.66.1458
- Faganello, M., Califano, F., and Pegoraro, F. (2009). Being on time in magnetic reconnection. *New J. Phys.* 11, 063008. doi:10.1088/1367-2630/11/6/063008
- Franci, L., Cerri, S. S., Califano, F., Landi, S., Papini, E., Verdini, A., et al. (2017). Magnetic Reconnection as a Driver for a Sub-ion-scale Cascade in Plasma Turbulence. *Astrophys. J. Lett.* 850, L16. doi:10.3847/2041-8213/aa93fb
- Franci, L., Landi, S., Matteini, L., Verdini, A., and Hellinger, P. (2015). High-resolution Hybrid Simulations of Kinetic Plasma Turbulence at Proton Scales. *Astrophys. J.* 812, 21. doi:10.1088/0004-637X/812/1/21
- Franci, L., Landi, S., Matteini, L., Verdini, A., and Hellinger, P. (2016). Plasma Beta Dependence of the Ion-scale Spectral Break of Solar Wind Turbulence: High-resolution 2D Hybrid Simulations. *Astrophys. J.* 833, 91. doi:10.3847/1538-4357/833/1/91
- Franci, L., Landi, S., Verdini, A., Matteini, L., and Hellinger, P. (2018). Solar Wind Turbulent Cascade from MHD to Sub-ion Scales: Large-size 3D Hybrid Particle-in-cell Simulations. *Astrophys. J.* 853, 26. doi:10.3847/1538-4357/aaa3e8
- Fujimoto, K. (2006). Time evolution of the electron diffusion region and the reconnection rate in fully kinetic and large system. *Physics of Plasmas* 13, 072904. doi:10.1063/1.2220534
- Grošelj, D., Cerri, S. S., Bañón Navarro, A., Willmott, C., Told, D., Loureiro, N. F., et al. (2017). Fully Kinetic versus Reduced-kinetic Modeling of Collisionless Plasma Turbulence. *Astrophys. J.* 847, 28. doi:10.3847/1538-4357/aa894d
- Grošelj, D., Mallet, A., Loureiro, N. F., and Jenko, F. (2018). Fully Kinetic Simulation of 3D Kinetic Alfvén Turbulence. *Phys. Rev. Lett.* 120, 105101. doi:10.1103/PhysRevLett.120.105101
- Hadid, L. Z., Sahraoui, F., Galtier, S., and Huang, S. Y. (2018). Compressible Magnetohydrodynamic Turbulence in the Earth's Magnetosheath: Estimation of the Energy Cascade Rate Using in situ Spacecraft Data. *Phys. Rev. Lett.* 120, 055102. doi:10.1103/PhysRevLett.120.055102
- Hesse, M., Schindler, K., Birn, J., and Kuznetsova, M. (1999). The diffusion region in collisionless magnetic reconnection. *Physics of Plasmas* 6, 1781–1795. doi:10.1063/1.873436
- Howes, G. G., Tenbarge, J. M., Dorland, W., Quataert, E., Schekochihin, A. A., Numata, R., et al. (2011). Gyrokinetic Simulations of Solar Wind Turbulence from Ion to Electron Scales. *Phys. Rev. Lett.* 107, 035004. doi:10.1103/PhysRevLett.107.035004
- Huang, S. Y., Hadid, L. Z., Sahraoui, F., Yuan, Z. G., and Deng, X. H. (2017). On the Existence of the Kolmogorov Inertial Range in the Terrestrial Magnetosheath Turbulence. *Astrophys. J. Lett.* 836, L10. doi:10.3847/2041-8213/836/1/L10
- Karimabadi, H., Roytershteyn, V., Vu, H. X., Omelchenko, Y. A., Scudder, J., Daughton, W., et al. (2014). The link between shocks, turbulence, and magnetic reconnection in collisionless plasmas. *Phys. Plasmas* 21, 062308. doi:10.1063/1.4882875
- Karimabadi, H., Roytershteyn, V., Wan, M., Matthaeus, W. H., Daughton, W., Wu, P., et al. (2013). Coherent structures, intermittent turbulence, and dissipation in high-temperature plasmas. *Phys. Plasmas* 20, 012303. doi:10.1063/1.4773205
- Kingsep, A. S., Chukbar, K. V., and Ian'kov, V. V. (1987). Electron magnetohydrodynamics. *Voprosy Teorii Plazmy* 16, 209

- Lacombe, C., Alexandrova, O., and Matteini, L. (2017). Anisotropies of the Magnetic Field Fluctuations at Kinetic Scales in the Solar Wind: Cluster Observations. *Astrophys. J.* 848, 45. doi:10.3847/1538-4357/aa8c06
- Lele, S. K. (1992). Compact Finite Difference Schemes with Spectral-like Resolution. *J. Comput. Phys.* 103, 16. doi:10.1016/0021-9991(92)90324-R
- Loureiro, N. L. and Boldyrev, S. (2017). Collisionless reconnection in magnetohydrodynamic and kinetic turbulence. *Astrophys. J.* 850, 182
- Malara, F., Veltri, P., and Carbone, V. (1992). Competition among nonlinear effects in tearing instability saturation. *Physics of Fluids B* 4, 3070–3086. doi:10.1063/1.860477
- Mallet, A., Schekochihin, A. A., and Chandran, B. D. G. (2017). Disruption of alfvénic turbulence by magnetic reconnection in a collisionless plasma. *J. Plasma Phys.* 83. doi:10.1017/S0022377817000812
- Mandt, M. E., Denton, R. E., and Drake, J. F. (1994). Transition to whistler mediated magnetic reconnection. *Geophys. Res. Lett.* 21, 73. doi:10.1029/93GL03382
- Mangeney, A., Califano, F., Cavazzoni, C., and Travnicek, P. (2002). A Numerical Scheme for the Integration of the Vlasov-Maxwell System of Equations. *J. Comput. Phys.* 179, 495. doi:10.1006/jcph.2002.7071
- Morrison, P. J. and Greene, J. M. (1980). Noncanonical hamiltonian density formulation of hydrodynamics and ideal magnetohydrodynamics. *Phys. Rev. Lett.* 45, 790. doi:10.1103/PhysRevLett.45.790
- Øieroset, M., Phan, T. D., Fujimoto, M., Lin, R. P., and Lepping, R. P. (2001). In situ detection of collisionless reconnection in the Earth’s magnetotail. *Nature* 412, 414–417. doi:10.1038/35086520
- Ottaviani, M. and Porcelli, F. (1993). Nonlinear collisionless magnetic reconnection. *Phys. Rev. Lett.* 71, 3802. doi:10.1103/PhysRevLett.71.3802
- Papini, E., Franci, L., Landi, S., Verdini, A., Matteini, L., and Hellinger, P. (2019). Can Hall Magnetohydrodynamics Explain Plasma Turbulence at Sub-ion Scales? *Astrophys. J.* 870, 52. doi:10.3847/1538-4357/aaf003
- Perrone, D., Passot, T., Laveder, D., Valentini, F., Sulem, P. L., Zouganelis, I., et al. (2018). Fluid simulations of plasma turbulence at ion scales: Comparison with Vlasov-Maxwell simulations. *Phys. Plasmas* 25, 052302. doi:10.1063/1.5026656
- Perrone, D., Valentini, F., Servidio, S., Dalena, S., and Veltri, P. (2013). Vlasov Simulations of Multi-ion Plasma Turbulence in the Solar Wind. *Astrophys. J.* 762, 99. doi:10.1088/0004-637X/762/2/99
- Phan, T. D., Eastwood, J. P., Shay, M. A., Drake, J. F., Sonnerup, B. U. Ö., Fujimoto, M., et al. (2018). Electron magnetic reconnection without ion coupling in Earth’s turbulent magnetosheath. *Nature* 557, 202. doi:10.1038/s41586-018-0091-5
- Retinò, A., Sundkvist, D., Vaivads, A., Mozer, F., André, M., and Owen, C. J. (2007). In situ evidence of magnetic reconnection in turbulent plasma. *Nat. Phys.* 3, 236. doi:10.1038/nphys574
- Sahraoui, F., Goldstein, M. L., Robert, P., and Khotyaintsev, Y. V. (2009). Evidence of a Cascade and Dissipation of Solar-Wind Turbulence at the Electron Gyroscale. *Phys. Rev. Lett.* 102, 231102. doi:10.1103/PhysRevLett.102.231102
- Servidio, S., Valentini, F., Califano, F., and Veltri, P. (2012). Local Kinetic Effects in Two-Dimensional Plasma Turbulence. *Phys. Rev. Lett.* 108, 045001. doi:10.1103/PhysRevLett.108.045001
- Servidio, S., Valentini, F., Perrone, D., Greco, A., Califano, F., Matthaeus, W. H., et al. (2015). A kinetic model of plasma turbulence. *J. Plasma Phys.* 81, 325810107. doi:10.1017/S0022377814000841
- Sharma Pyakurel, P., Shay, M. A., Phan, T. D., Matthaeus, W. H., Drake, J. F., TenBarge, J. M., et al. (2019). Transition from ion-coupled to electron-only reconnection: Basic physics and implications for plasma turbulence. *arXiv e-prints*, arXiv:1901.09484

- Shay, M. A., Drake, J. F., Denton, R. E., and Biskamp, D. (1998). Structure of the dissipation region during collisionless magnetic reconnection. *J. Geophys. Res.* 103, 9165. doi:10.1029/97JA03528
- Shay, M. A., Haggerty, C. C., Matthaeus, W. H., Parashar, T. N., Wan, M., and Wu, P. (2018). Turbulent heating due to magnetic reconnection. *Phys. Plasmas* 25, 012304. doi:10.1063/1.4993423
- Stawarz, J. E., Eastwood, J. P., Phan, T. D., Gingell, I. L., Shay, M. A., Burch, J. L., et al. (2019). Properties of the Turbulence Associated with Electron-only Magnetic Reconnection in Earth's Magnetosheath. *Astrophys. J.* 877, L37. doi:10.3847/2041-8213/ab21c8
- Sundkvist, D., Retinò, A., Vaivads, A., and Bale, S. D. (2007). Dissipation in Turbulent Plasma due to Reconnection in Thin Current Sheets. *Phys. Rev. Lett.* 99, 025004. doi:10.1103/PhysRevLett.99.025004
- TenBarge, J. M., Podesta, J. J., Klein, K. G., and Howes, G. G. (2012). Interpreting Magnetic Variance Anisotropy Measurements in the Solar Wind. *Astrophys. J.* 753, 107. doi:10.1088/0004-637X/753/2/107
- Told, D., Jenko, F., TenBarge, J. M., Howes, G. G., and Hammett, G. W. (2015). Multiscale Nature of the Dissipation Range in Gyrokinetic Simulations of Alfvénic Turbulence. *Phys. Rev. Lett.* 115, 025003. doi:10.1103/PhysRevLett.115.025003
- Uzdensky, D. A. and Kulsrud, R. M. (2006). Physical origin of the quadrupole out-of-plane magnetic field in Hall-magnetohydrodynamic reconnection. *Phys. Plasmas* 13, 062305. doi:10.1063/1.2209627
- Vaivads, A., Khotyaintsev, Y., André, M., Retinò, A., Buchert, S. C., Rogers, B. N., et al. (2004). Structure of the Magnetic Reconnection Diffusion Region from Four-Spacecraft Observations. *Phys. Rev. Lett.* 93, 105001. doi:10.1103/PhysRevLett.93.105001
- Valentini, F., Califano, F., Hellinger, P., and Mangeney, A. (2007). A hybrid-Vlasov model based on the current advance method for the simulation of collisionless magnetized plasma. *J. Comput. Phys.* 225, 753. doi:10.1016/j.jcp.2007.01.001
- Valentini, F., Servidio, S., Perrone, D., Califano, F., Matthaeus, W. H., and Veltri, P. (2014). Hybrid Vlasov-Maxwell simulations of two-dimensional turbulence in plasmas. *Phys. Plasmas* 21, 082307. doi:10.1063/1.4893301
- Vörös, Z., Yordanova, E., Varsani, A., Genestreti, K. J., Khotyaintsev, Y. V., Li, W., et al. (2017). MMS Observation of Magnetic Reconnection in the Turbulent Magnetosheath. *J. Geophys. Res. A* 122, 11. doi:10.1002/2017JA024535
- Wan, M., Matthaeus, W. H., Roytershteyn, V., Parashar, T. N., Wu, P., and Karimabadi, H. (2016). Intermittency, coherent structures and dissipation in plasma turbulence. *Phys. Plasmas* 23, 042307. doi:10.1063/1.4945631
- Zenitani, S., Hesse, M., Klimas, A., and Kuznetsova, M. (2011). New Measure of the Dissipation Region in Collisionless Magnetic Reconnection. *Phys. Rev. Lett.* 106, 195003. doi:10.1103/PhysRevLett.106.195003
- Zhdankin, V., Uzdensky, D. A., Perez, J. C., and Boldyrev, S. (2013). Statistical Analysis of Current Sheets in Three-dimensional Magnetohydrodynamic Turbulence. *Astrophys. J.* 771, 124. doi:10.1088/0004-637X/771/2/124