

CERN-EP-2018-225
2024/12/15

CMS-FSQ-13-009

Measurement of exclusive Υ photoproduction from protons in pPb collisions at $\sqrt{s_{\text{NN}}} = 5.02$ TeV

The CMS Collaboration*

Abstract

The exclusive photoproduction of $\Upsilon(nS)$ meson states from protons, $\gamma p \rightarrow \Upsilon(nS) p$ (with $n = 1, 2, 3$), is studied in ultraperipheral pPb collisions at a centre-of-mass energy per nucleon pair of $\sqrt{s_{\text{NN}}} = 5.02$ TeV. The measurement is performed using the $\Upsilon(nS) \rightarrow \mu^+ \mu^-$ decay mode, with data collected by the CMS experiment corresponding to an integrated luminosity of 32.6 nb^{-1} . Differential cross sections as functions of the $\Upsilon(nS)$ transverse momentum squared p_T^2 , and rapidity y , are presented. The $\Upsilon(1S)$ photoproduction cross section is extracted in the rapidity range $|y| < 2.2$, which corresponds to photon-proton centre-of-mass energies in the range $91 < W_{\gamma p} < 826$ GeV. The data are compared to theoretical predictions based on perturbative quantum chromodynamics and to previous measurements.

Submitted to the European Physical Journal C

1 Introduction

This paper reports a first measurement of the exclusive photoproduction of Y mesons from protons in pPb collisions at a nucleon-nucleon centre-of-mass energy of $\sqrt{s_{\text{NN}}} = 5.02$ TeV, performed at the CERN LHC with the CMS detector. Exclusive photoproduction of vector mesons can be studied at the LHC in ultraperipheral collisions (UPCs) of protons and/or ions occurring at impact parameters larger than the sum of their radii, thereby largely suppressing their hadronic interaction [1]. In such UPCs, one of the incoming hadrons emits a quasi-real photon that converts into a $q\bar{q}$ (vector meson) bound state following a colour-singlet gluon exchange with the other “target” proton or ion [2, 3]. Since the incoming hadrons remain intact after the interaction and only the vector meson is produced in the event, the process is called “exclusive”. Given that the photon flux scales with the square of the emitting electric charge, the radiation of quasi-real photons from the Pb ion is strongly enhanced compared to that from the proton. Figure 1a shows the dominant diagram for the exclusive Y photoproduction signal in pPb collisions, $p\text{Pb} \rightarrow (\gamma p)\text{Pb} \rightarrow p Y \text{Pb}$. If the Y photoproduction is followed by the proton breakup, the process is called “semiexclusive” (Fig. 1b). The exchanged photon can also interact with a photon radiated from the proton [1, 4]. This two-photon collision can produce an exclusive dimuon state, as shown in Fig. 1c. Since we are interested in studying exclusive Y production via its dimuon decay, the latter quantum electrodynamics (QED) continuum production constitutes a background process.

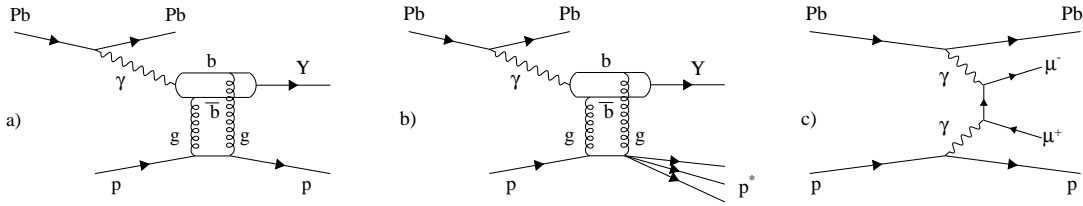


Figure 1: Diagrams representing (a) exclusive Y photoproduction, (b) proton dissociative, or “semiexclusive”, Y photoproduction, and (c) exclusive dimuon QED continuum production in pPb collisions.

The study of exclusive photoproduction of quarkonia offers a clean probe of the target hadron structure [1, 3, 5], with the large mass of the J/ψ and Y mesons providing a hard scale for calculations based on perturbative quantum chromodynamics (pQCD) [6–8]. In the kinematic region studied here, the photoproduction of J/ψ and Y mesons from protons is sensitive to generalized parton distributions (GPDs), which can be approximated by the square of the gluon density in the proton [6–18]. Experimentally, exclusive J/ψ and Y photoproduction cross sections have been observed to rise with photon-proton centre-of-mass energy $W_{\gamma p}$, following a power-law dependence $W_{\gamma p}^{\delta}$ with $\delta = 0.7\text{--}1.2$ [19, 20]. This reflects the steep rise of the underlying gluon density in the proton for decreasing values of the momentum fraction x of the proton carried by the struck parton. The dependence of the exclusive vector meson photoproduction cross section on the squared four-momentum transfer at the proton vertex t , parameterized at low values of $|t|$ with an exponential function of the form $\exp(-b|t|)$ [19, 21–23], has also often been studied; the b slope parameter provides valuable information on the parton transverse density profile of the proton [6, 7, 24].

Exclusive Y meson photoproduction was first observed in electron-proton collisions at HERA [19–21, 23] with the quasi-real photon radiated from the electron. At the CERN LHC, the LHCb [25], CMS [26], and ALICE [27–29] experiments have measured exclusive photoproduction of J/ψ mesons in ultraperipheral proton-proton and nuclear collisions. The LHCb experiment has also reported the measurement of the exclusive Y photoproduction cross sec-

tion in pp collisions at $\sqrt{s} = 7$ and 8 TeV [30]. The present paper reports the measurement of Y photoproduction in pPb UPCs, probing the gluon density in the proton in the region $x \approx m_Y^2 / W_{\gamma p}^2 \approx 10^{-4}$ – 10^{-2} [3], where m_Y is the Y meson mass. In this low- x regime, nonlinear QCD effects (gluon recombination) may become important, possibly leading to the saturation of the parton distribution functions (PDFs) [31–33].

The measurements presented here are carried out using the $\mu^+\mu^-$ decays of the $Y(nS)$ ($n = 1, 2, 3$) bottomonium mesons in the rapidity range $|y| < 2.2$ in the laboratory frame. These include differential cross sections as functions of the Y rapidity and transverse momentum squared p_T^2 (which approximates the absolute value of the four-momentum transfer squared at the proton vertex, $|t|$), as well as the total $Y(1S)$ cross section as a function of $W_{\gamma p}$. The results are compared to previous measurements and to theoretical predictions based on leading order (LO) and next-to-leading-order (NLO) pQCD calculations [9], as well as on colour dipole [14, 15] and gluon saturation [14–18] approaches.

2 Experimental setup

The central feature of the CMS apparatus is a superconducting solenoid of 6 m internal diameter, providing a magnetic field of 3.8 T. Within the solenoid volume are a silicon pixel and strip tracker, a lead tungstate crystal electromagnetic calorimeter (ECAL), and a brass and scintillator hadron calorimeter (HCAL), each composed of a barrel and two endcap sections. The silicon pixel and strip tracker measures charged-particle trajectories within the pseudorapidity range $|\eta| < 2.5$. It consists of 66 million pixel and 10 million strip sensor elements. For charged particles with $1 < p_T < 10$ GeV and $|\eta| < 1.4$, the track resolutions are typically 1.5% in p_T [34].

Muons are measured in gas-ionization detectors embedded in the steel flux-return yoke outside the solenoid over the range $|\eta| < 2.4$, with detection planes based on three technologies: drift tubes, cathode strip chambers, and resistive-plate chambers. The reconstruction algorithm considers all tracks in the silicon tracker and identifies them as muons by looking for compatible signatures in the calorimeters and in the muon system. Because of the strong magnetic field and the fine granularity of the tracker, the muon p_T measurement based on information from the tracker alone has a good resolution [35].

Extensive forward calorimetry, based on Cherenkov radiation detectors, complements the coverage provided by the barrel and endcap calorimeters. Two hadron forward (HF) calorimeters, consisting of iron absorbers and embedded radiation-hard quartz fibres, cover $2.9 < |\eta| < 5.2$, and two zero-degree calorimeters (ZDCs), with alternating layers of tungsten and quartz fibers, are sensitive to neutrons and photons with $|\eta| > 8.3$ [36].

The data are collected with a two-level trigger system. The first level of the CMS trigger system, composed of custom hardware processors, uses information from the calorimeters and muon detectors to select the most interesting events within a given bunch crossing and stores the information for $4 \mu\text{s}$ [37]. The high-level trigger (HLT) processor farm reconstructs the event within $4 \mu\text{s}$ and determines if it is acceptable to read out. This decreases the event rate from around 100 kHz to less than 1 kHz. A more detailed description of the CMS detector, together with a definition of the coordinate system used and the relevant kinematic variables, can be found in Ref. [38].

3 Data sample and Monte Carlo simulation

The data set used in this analysis corresponds to 32.6 nb^{-1} of integrated luminosity collected in pPb collisions by the CMS experiment in 2013, with beam energies of 4 TeV for the protons and 1.58 TeV per nucleon for the lead nuclei, resulting in a nucleon-nucleon centre-of-mass energy of $\sqrt{s_{\text{NN}}} = 5.02 \text{ TeV}$. The data are the sum of the collected pPb and Pbp collision samples, with the incoming Pb ion going in the $+z$ and $-z$ beam directions, corresponding to integrated luminosities of 18.8 and 13.8 nb^{-1} , respectively.

The photon-proton centre-of-mass energy, $W_{\gamma p}$, is related to the rapidity of the Y meson by $W_{\gamma p}^2 = 2E_p m_Y \exp(\pm y)$, where E_p is the proton energy, and the $+$ ($-$) sign corresponds to the pPb (Pbp) beam configuration. The data span the range $91 < W_{\gamma p} < 826 \text{ GeV}$, with the limits given by the maximum and minimum rapidities, over $|y| < 2.2$, of the Y mesons. Because the CMS detector is symmetric along z , the pPb and Pbp data samples are merged in this analysis after changing the sign of p_z of the final state particles in the Pbp sample.

The STARLIGHT (v3.07) [39, 40] Monte Carlo (MC) event generator is used to simulate exclusive Y(nS) photoproduction events (Fig. 1a) and the exclusive QED background (Fig. 1c). The STARLIGHT MC assumes that the photon flux from the incoming hadron(s) is described by the Weizsäcker–Williams equivalent photon approximation [41, 42], and uses an empirical fit of the exclusive vector meson photoproduction cross sections to the existing HERA γp data. In the Y(nS) sample, two contributions are simulated, with the photon being emitted either from the Pb ion or from the proton. The γp events where the photon is emitted from the Pb ion constitute the signal, while the small fraction of γPb events with the photon emitted from the proton is treated as a background. The signal events in the STARLIGHT MC are simulated assuming a $|t|$ -differential cross section following an $\exp(-b|t|)$ dependence, and a power law dependence of the cross section on the photon-proton centre-of-mass energy, $W_{\gamma p}^\delta$. In this study, the b and δ parameters are tuned to reproduce the data through a reweighting procedure described in Section 4. The backgrounds from inclusive and semiexclusive Y and dimuon production processes are obtained using templates derived from control samples in the data, as explained in the next section. All simulated events are passed through the GEANT4-based [43–45] detector simulation and the event reconstruction chain of CMS.

4 Event selection and background estimation

The Y(nS) states are studied in their dimuon decay channel. The UPC dimuon events are selected at the trigger level with a dedicated HLT algorithm, requiring at least one muon and at least one, but not more than six, tracks in the event. At the offline level, additional selection criteria for muon quality requirements, are applied [35, 46]. In order to minimize the uncertainties related to the low- p_T muon reconstruction inefficiencies, muons with $p_T^\mu > 3.3 \text{ GeV}$ are selected in the region $|\eta^\mu| < 2.2$ in the laboratory frame. Exclusive events are selected by requiring two opposite-charge muons with a single vertex and no extra charged particles with $p_T > 0.1 \text{ GeV}$ associated with it. In addition, no energy deposits in the HF calorimeters are allowed. This is achieved by requiring that the largest HF tower energy deposit be smaller than 5 GeV. The HF energy threshold is determined from detector noise distributions collected in dedicated data taking with no LHC beams. Furthermore, the rapidity of the muon pair is required to be in the region $|y| < 2.2$ in the laboratory frame. Only events with the p_T of the muon pair between 0.1 and 1 GeV are considered, thereby reducing the contamination from QED pairs at very low p_T and from Y meson production in inclusive and semiexclusive (where the proton dissociates into a low-mass hadronic system, Fig. 1b) processes that dominate the region of large dimuon

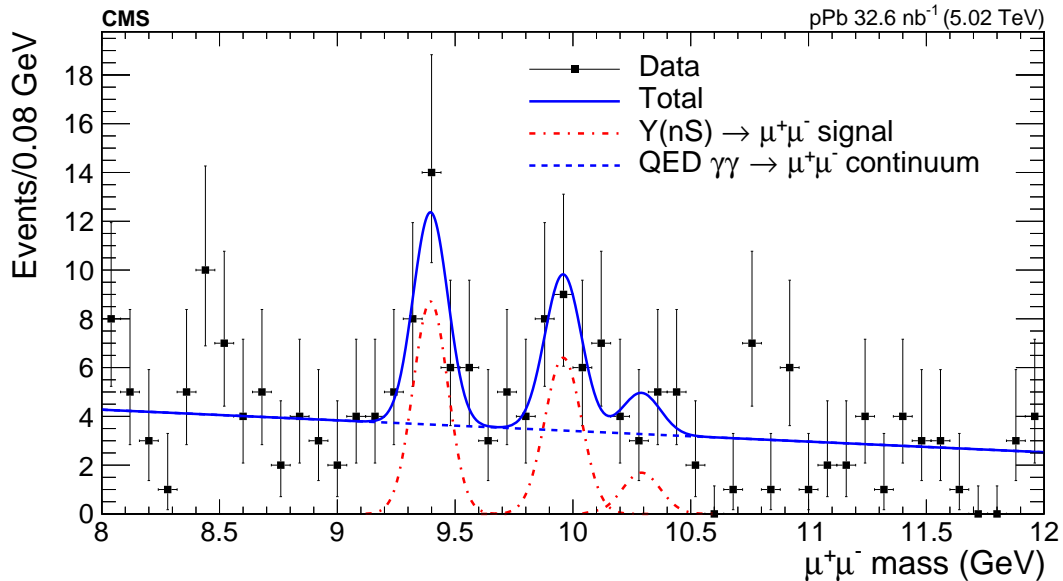


Figure 2: Invariant mass distribution of the exclusive muon pair candidates in the range $8 < m_{\mu^+\mu^-} < 12$ GeV that pass all the selection criteria, fitted to a linear function for the two-photon QED continuum (blue dashed line) plus three Gaussian distributions corresponding to the $Y(1S)$, $Y(2S)$, and $Y(3S)$ mesons (dashed-dotted-red curves).

$p_T > 1$ GeV.

Figure 2 shows the invariant mass distribution of $\mu^+\mu^-$ pairs in the range between 8 and 12 GeV that satisfy the selection criteria described above. An unbinned likelihood fit to the spectrum is performed using ROOFIT [47] with a linear function to describe the QED $\gamma\gamma \rightarrow \mu^+\mu^-$ continuum background, fixed to the MC prediction, plus three Gaussian functions for the three Y signal peaks, since the natural widths of the $Y(nS)$ states are much smaller than their (Gaussian) experimental invariant mass resolutions. The six free parameters of the fit are the normalizations of the background and the three signal peaks, as well as the mass and the width of the $Y(1S)$ resonance. The $Y(2S) - Y(1S)$ and $Y(3S) - Y(1S)$ mass differences are fixed to their PDG values [48], while the widths of $Y(2S)$ and $Y(3S)$ are expressed in terms of the $Y(1S)$ width scaled by the ratio of their masses. The parameters describing the background plus the $Y(1S)$ and $Y(2S)$ resonances do not change if the $Y(3S)$ signal is neglected in the fit. The statistical significance of the $Y(1S) + Y(2S)$ peaks over the background is 3.9σ . The apparent excess at 8.5 GeV has a local significance of 1.6σ , and is consistent with a statistical fluctuation. Because of the overall small number of events in the data sample, a determination of the separate $Y(nS)$ differential cross sections by fitting the invariant mass spectrum in each p_T^2 and y bin leads to results with large statistical fluctuations. Instead, the cross sections are extracted by adding up the events, after background subtraction, in the 9.1–10.6 GeV mass region corresponding to the three Y states combined, and the $Y(1S)$ yield is derived from the $Y(1S)/Y(nS)$ ratio, as described in Section 5.

Figure 3 shows the dimuon p_T^2 and rapidity distributions in the invariant mass interval $9.1 < m_{\mu^+\mu^-} < 10.6$ GeV for events passing all the selection criteria for the combined pPb and PbPb samples. The data, uncorrected for detector effects, are compared to the STARLIGHT simulation for exclusive $Y(nS)$ and QED dimuon production, normalized to the recorded integrated luminosity, together with the inclusive and semiexclusive backgrounds derived from the data themselves as discussed below. The simulated $Y(nS)$ events from STARLIGHT are shown separately for the γp and γPb processes; the latter (with much smaller cross sections) are considered

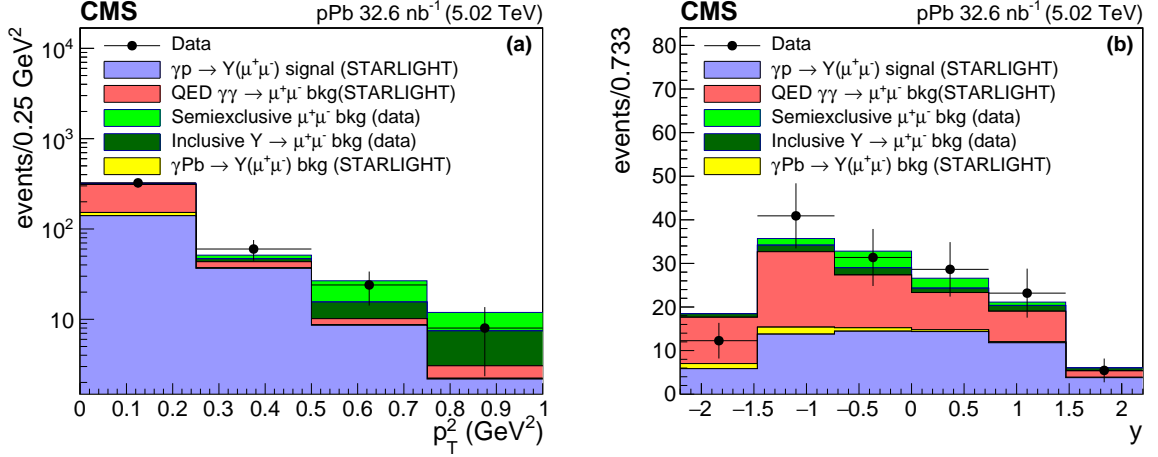


Figure 3: Distributions of the (a) transverse momentum squared p_T^2 , and (b) rapidity y of exclusive muon pairs with invariant mass $9.1 < m_{\mu^+\mu^-} < 10.6$ GeV after all selection criteria have been applied. Both distributions are compared to the expectations of signal and background contributions discussed in the text.

as a background in this analysis. The $Y(nS)$ events generated with STARLIGHT are reweighted to describe the data, using the parameters $b = 5.8 \text{ GeV}^{-2}$ for the $|t|$ distribution slope, and $\delta = 0.99$ for the cross section energy dependence. These parameters minimize the differences between the data and the MC in Fig. 3. The minimization is performed as a function of the rapidity simultaneously for the γp and γPb samples, and as a function of p_T^2 for the γp events. For γPb events, the default STARLIGHT p_T spectrum is used.

In order to extract the exclusive $\gamma p \rightarrow Y(\mu^+\mu^-)p$ signal events, the exclusive QED and other nonexclusive background contributions need to be subtracted. The QED $\gamma\gamma \rightarrow \mu^+\mu^-$ continuum under the $Y(nS)$ peaks is estimated with the STARLIGHT MC, and amounts to 40% (64 and 8% in the lowest and highest dimuon p_T^2 bins of the corresponding differential cross section, respectively). The absolute prediction of the cross section from this generator is cross-checked by comparing the data and simulation in regions away from the Y resonances, $8 < m_{\mu^+\mu^-} < 9.1$ GeV and $10.6 < m_{\mu^+\mu^-} < 12$ GeV, and for $p_T < 0.15$ GeV, where the QED process is dominant. The ratio of the measured yields in the data over those from the STARLIGHT MC integrated over these regions is measured to be 1.03 ± 0.10 , confirming that this event generator reproduces the QED background well, as observed previously in pPb and PbPb collisions at the LHC [26–29].

Backgrounds to the exclusive $Y \rightarrow \mu^+\mu^-$ signal also originate from semiexclusive and inclusive Y meson and Drell–Yan (DY) continuum production, where any additional hadronic activity falls outside the detector acceptance or below the detection thresholds. These background contributions are estimated from the data, by removing selectively the neutral or charged exclusivity requirements. A template dominated by semiexclusive contributions is constructed using events with only two muon tracks in the tracker accompanied by at least one tower having an energy deposit above 5 GeV in the HF, in the direction of the outgoing proton. Events with two muons satisfying the selection criteria, but with at least one additional track with $p_T > 0.1$ GeV, are used to build a template dominated by inclusive DY production events. The normalizations of the two templates are obtained from a fit to the measured p_T^2 distribution extended up to $p_T^2 = 10 \text{ GeV}^2$, where proton dissociation and inclusive events dominate, as seen in the tail of the distribution of Fig. 3a. The combination of the normalized inclusive and semiexclusive templates describes the region of high dimuon p_T^2 well in the data in all four y bins used for

the cross section extraction. The overall fraction of both backgrounds in the signal sample is estimated to be 11% (3 and 48% in the lowest and highest dimuon p_T^2 bin, respectively). As an extra cross check of the nonexclusive background subtraction, the signal extraction is repeated by requiring in addition no neutron detection in the ZDC calorimeters [26]. The extracted yield of exclusive Y candidates at low p_T is found to be consistent with the nominal results without applying the ZDC veto requirement, thereby confirming the efficiency of the nonexclusive background rejection.

An additional background in this analysis originates from a small contribution of exclusive $\gamma\text{Pb} \rightarrow \text{YPb}$ events. It is estimated using the reweighted STARLIGHT Y MC sample, and amounts to 6% (16 and 1% in the lowest and highest dimuon p_T^2 bin, respectively) of the γp MC signal. Relative to the data, this contribution amounts to 3% (5 and 1% at the lowest and highest dimuon p_T^2 bin, respectively). These simulation-based fractions are used to subtract the $\gamma\text{Pb} \rightarrow \text{YPb}$ contribution from the data.

5 Extraction of cross sections

The dimuon events selected as described above are used to determine the differential Y photoproduction cross sections in four bins of p_T^2 over $p_T^2 = 0.1\text{--}1\text{ GeV}^2$, and in four bins of y over $|y| < 2.2$. Because of the limited size of the data sample, we first extract the differential cross sections for all Y(nS) resonances combined. Then, the total cross section as a function of $W_{\gamma\text{p}}$ is extracted for the Y(1S) state alone, as described below, and is compared with previous experimental measurements and theoretical predictions.

The background-subtracted p_T^2 and y distributions are first unfolded over the region $0.01 < p_T^2 < 1\text{ GeV}^2$, $|y| < 2.2$, and muon $p_T^\mu > 3.3\text{ GeV}$, by using the Bayesian iterative unfolding technique [49], as implemented in the ROOUNFOLD package [50], with four iterations. This procedure corrects for detector effects and data migration between bins. The response matrix is obtained from the STARLIGHT γp simulation. The differential cross section $d\sigma/dp_T^2$ is further extrapolated to the full range of single-muon p_T by means of an acceptance correction factor $A^{\text{corr}} = N_{\text{Y(nS)}}(p_T^\mu > 3.3\text{ GeV})/N_{\text{Y(nS)}}(p_T^\mu > 0)$, estimated with the STARLIGHT γp simulation. The measured $d\sigma/dy$ values in each rapidity bin are also similarly extrapolated down to zero dimuon p_T . The $A^{\text{corr}} \approx 0.6$ factor does not significantly depend on p_T^2 but varies as a function of y as shown later in Table 3. The p_T^2 - and y -differential cross sections, multiplied by the dimuon branching fraction, are extracted for the three Y(nS) states combined as follows,

$$\begin{aligned} \frac{d\sigma_{\text{Y(nS)}}}{dp_T^2} \mathcal{B}_{\text{Y(nS)} \rightarrow \mu^+\mu^-} &= \frac{N_{\text{Y(nS)}}^{\text{corr}}}{\mathcal{L} \Delta p_T^2}, \\ \frac{d\sigma_{\text{Y(nS)}}}{dy} \mathcal{B}_{\text{Y(nS)} \rightarrow \mu^+\mu^-} &= \frac{N_{\text{Y(nS)}}^{\text{corr}}}{\mathcal{L} \Delta y}. \end{aligned} \quad (1)$$

Here $N_{\text{Y(nS)}}^{\text{corr}}$ denotes the background-subtracted, unfolded, and acceptance-corrected number of signal events in each p_T^2 and y bin, \mathcal{L} is the integrated luminosity, Δp_T^2 and Δy are the widths of the p_T^2 and y bins, and $\mathcal{B}_{\text{Y(nS)} \rightarrow \mu^+\mu^-}$ is the dimuon branching fraction [48]. The differential Y(1S) photoproduction cross section $d\sigma_{\text{Y(1S)}}/dy$ is then extracted via

$$\frac{d\sigma_{\text{Y(1S)}}}{dy} = \frac{f_{\text{Y(1S)}}}{\mathcal{B}_{\text{Y(1S)} \rightarrow \mu^+\mu^-} (1 + f_{\text{FD}})} \left[\frac{d\sigma_{\text{Y(nS)}}}{dy} \mathcal{B}_{\text{Y(nS)} \rightarrow \mu^+\mu^-} \right], \quad (2)$$

where the factor $f_{\text{Y(1S)}}$ is the ratio of Y(1S) to Y(nS) events, f_{FD} is the feed-down contribution to the Y(1S) events originating from the $\text{Y(2S)} \rightarrow \text{Y(1S)} + X$ decays (where $X = \pi^+\pi^-$ or

$\pi^0\pi^0$), and $\mathcal{B}_{Y(1S)\rightarrow\mu^+\mu^-} = (2.48 \pm 0.05)\%$ [48] is the branching fraction for the dimuon $Y(1S)$ meson decay channel.

The fraction of $Y(1S)$ to all $Y(nS)$ yields is first derived from the event yield ratios $r_{21} = N_{Y(2S)}/N_{Y(1S)} = 0.78 \pm 0.31$ and $r_{31} = N_{Y(3S)}/N_{Y(1S)} = 0.21 \pm 0.22$ extracted from the invariant mass fit shown in Fig. 2, giving $f_{Y(1S)} = (1 + r_{21} + r_{31})^{-1} = 0.50 \pm 0.09$, where the correlation between the two fitted parameters was not taken into account. Since this fraction has a relatively large statistical uncertainty, we use instead the value derived from the analysis [46] of inclusive $Y(nS)$ meson production expressed as a function of the number of additional charged particles in the event (N_{ch}) and extrapolated to $N_{\text{ch}} = 0$. This procedure yields $f_{Y(1S)} = 0.68 \pm 0.04$, consistent within statistical uncertainties with the factor obtained from the current data, as well as with the $f_{Y(1S)} = 0.71 \pm 0.03$ and 0.73 ± 0.05 values obtained in similar measurements by LHCb [30] and CDF [51], respectively.

The feed-down contribution is estimated using the MC simulation in the following way: the initial $Y(2S)$ p_T and y distributions are taken from the STARLIGHT generator, and their $Y(1S) + \pi\pi$ decays, followed by $Y(1S) \rightarrow \mu^+\mu^-$ are simulated with PYTHIA 6.4 [52]. After applying all selections, the fraction of dimuon events from $Y(2S)$ feed-down is found to be 8% of the exclusive signal $Y(1S)$ events reconstructed using the STARLIGHT simulation. The contribution from feed-down of exclusive χ_b states is neglected because these mesons can only be produced in double-pomeron exchange processes (or in pairs, via $\gamma\gamma \rightarrow \chi_b\chi_b$, with very small cross sections), which have comparatively much smaller yields in proton-nucleus collisions [53, 54].

Finally, the exclusive $Y(1S)$ photoproduction cross section as a function of $W_{\gamma p}$, is obtained from the $d\sigma_{Y(1S)}/dy$ cross section via the relation

$$\sigma_{\gamma p \rightarrow Y(1S)p}(W_{\gamma p}^2) = \frac{1}{\Phi} \frac{d\sigma_{Y(1S)}}{dy}, \quad (3)$$

in four different rapidity bins, with associated $W_{\gamma p}$ intervals, given in Table 3. The cross sections are given at the value W_0 , which corresponds to the average rapidity over a bin, $\langle y \rangle$. The photon flux Φ in Eq. (3), evaluated at $\langle y \rangle$, is obtained from the STARLIGHT simulation and calculated in the impact parameter space requiring the pPb separation to be larger than the sum of their radii.

6 Systematic uncertainties

The following sources of systematic uncertainty are taken into account in the measurements of all differential and total Y meson production cross sections, as well as for the extraction of the exponential slope b of the p_T^2 spectrum:

- The muon reconstruction and selection efficiency has three components: the efficiency to find a track in the inner tracker, the efficiency to pass the track quality requirements, and the probability to pass the HLT selection. These efficiencies are estimated following the "tag-and-probe" method [46]. The associated systematic uncertainty is estimated from the difference in efficiencies obtained from the data and simulation, and it leads to an 11% uncertainty in the normalization of the cross sections, but no effect on the b measurement.
- To estimate the systematic uncertainty due to the model dependence of the acceptance correction, the parameters b and δ of the simulated STARLIGHT spectra are changed by $\pm 30\%$ (chosen conservatively by the uncertainties of the corresponding

fits to the data), and the resulting MC distributions are used for the determination of the extrapolation factor A^{corr} , the unfolding, and the $\gamma\text{Pb} \rightarrow \text{YPb}$ background subtraction, resulting in 2–3% changes in the measured observables.

- The uncertainty due to the unfolding procedure is studied by modifying the number of iterations used for the Bayesian unfolding from the nominal value of 4 to 3 and 5, resulting in an uncertainty of 1% for the p_{T}^2 spectrum, 0.2% for the b slope, and no change for the much flatter $d\sigma/dy$ distribution, which has negligible net bin-to-bin migrations.
- The uncertainty associated with the exclusive QED background contribution is estimated by comparing the STARLIGHT simulation to the data in sideband regions of the invariant mass distribution, $8.0 < m_{\mu^+\mu^-} < 9.1 \text{ GeV}$ and $10.6 < m_{\mu^+\mu^-} < 12.0 \text{ GeV}$, for $p_{\text{T}} < 0.15 \text{ GeV}$. The ratio of the simulation to the data in that region is found to be unity with a statistical uncertainty of 5%. To estimate the uncertainty due to the QED background subtraction, the MC normalization is scaled by $\pm 5\%$, resulting in 3–4% changes in the experimental observables.
- The uncertainty in the nonexclusive background contributions is estimated by varying the HF energy threshold by $\pm 10\%$. The resulting uncertainties of the observables vary between 3% and 6%.
- The uncertainty introduced by the $\text{Y}(2\text{S}) \rightarrow \text{Y}(1\text{S}) + X$ feed-down is estimated by modifying the values of the b and δ parameters of the $\text{Y}(2\text{S})$ spectra in the PYTHIA 6 simulation to match those from the reweighted STARLIGHT MC. This resulted in a $\pm 2\%$ variation of the $\text{Y}(1\text{S})$ cross sections. The uncertainty in $f_{\text{Y}(1\text{S})} = (1\text{S})/(\text{nS})$ is $\approx 6\%$, and an additional 2% uncertainty in the $\text{Y}(1\text{S}) \rightarrow \mu^+\mu^-$ branching fraction is taken from the PDG world average [48]. All these uncertainties affect only the $\text{Y}(1\text{S})$ cross sections.
- The theoretical uncertainty in the photon flux affects only the total cross section $\sigma_{\gamma\text{p} \rightarrow \text{Y}(1\text{S})\text{p}}$ and is estimated by changing the Pb radius by $\pm 0.5 \text{ fm}$, conservatively covering different estimates of the neutron skin thickness [55]. It amounts to 2, 3, 3, and 9% in the four y bins, respectively. The photon flux uncertainty (listed in the bottom row of Table 3) is larger for higher photon energies as they are dominated by smaller impact parameters.
- A systematic normalization uncertainty of $\pm 4\%$ associated with the integrated luminosity [56] is assigned to the measurement of differential and total cross sections, with no effect on the b slope uncertainty.

The summary of the systematic uncertainties for all measurements is presented in Table 1. The dominant sources are the muon reconstruction efficiency and the modeling of the nonexclusive backgrounds. The total uncertainty is calculated by adding in quadrature the individual contributions, and varies between $\pm 5\%$ for the b slope to $\pm 16\%$ for $\sigma_{\gamma\text{p} \rightarrow \text{Y}(1\text{S})\text{p}}$. Given the limited integrated luminosity available, the measurements are dominated by statistical uncertainties.

7 Results

7.1 Differential cross section as a function of p_{T}^2 and y

The differential cross sections (multiplied by the dimuon branching fractions) for exclusive $\text{Y}(\text{nS})$ photoproduction, $\mathcal{B}_{\text{Y}(\text{nS}) \rightarrow \mu^+\mu^-} d\sigma_{\text{Y}(\text{nS})} / dp_{\text{T}}^2$ and $\mathcal{B}_{\text{Y}(\text{nS}) \rightarrow \mu^+\mu^-} d\sigma_{\text{Y}(\text{nS})} / dy$, measured over $|y| < 2.2$, are shown in Fig. 4 and tabulated in Table 2. The p_{T}^2 -differential cross section is fitted

Table 1: Relative systematic uncertainties in percent in the measurements of $\mathcal{B}_{Y(nS)\rightarrow\mu^+\mu^-}d\sigma/dp_T^2$, the exponential b slope of the p_T^2 spectrum, $\mathcal{B}_{Y(nS)\rightarrow\mu^+\mu^-}d\sigma/dy$, $d\sigma_{Y(1S)}/dy$, and $\sigma_{\gamma p\rightarrow Y(1S)p}$. Individual contributions, as well as total systematic uncertainties added in quadrature are presented. For the p_T^2 - and y -differential cross sections, the values averaged over all bins are shown.

Source	$\mathcal{B}_{Y(nS)\rightarrow\mu^+\mu^-}d\sigma/dp_T^2$	b	$\mathcal{B}_{Y(nS)\rightarrow\mu^+\mu^-}d\sigma/dy$	$d\sigma_{Y(1S)}/dy$	$\sigma_{\gamma p\rightarrow Y(1S)p}$
Muon efficiency	± 11	—	± 11	± 11	± 11
Acceptance	± 3	± 2	± 2	± 2	± 2
Unfolding	± 1	± 0.2	—	—	—
Exclusive QED background	± 4	± 3	± 4	± 4	± 4
Nonexclusive background	± 3	± 3	± 6	± 6	± 6
Integrated luminosity	± 4	—	± 4	± 4	± 4
Feed-down	—	—	—	± 2	± 2
Branching fraction $\mathcal{B}_{Y(1S)\rightarrow\mu^+\mu^-}$	—	—	—	± 2	± 2
$f_{Y(1S)}$ fraction	—	—	—	± 6	± 6
Photon flux Φ	—	—	—	—	± 4
Total	± 13	± 5	± 14	± 15	± 16

with an exponential function in the region $0.01 < p_T^2 < 1.0 \text{ GeV}^2$, using a χ^2 goodness-of-fit minimization method. A slope of $b = 6.0 \pm 2.1$ (stat) ± 0.3 (syst) GeV^{-2} is extracted, in agreement with the value $b = 4.3_{-1.3}^{+2.0}$ (stat) $_{-0.6}^{+0.5}$ (syst) GeV^{-2} measured by the ZEUS experiment [23] in the photon-proton centre-of-mass energy range $60 < W_{\gamma p} < 220 \text{ GeV}$, and with the predictions of pQCD-based models [9].

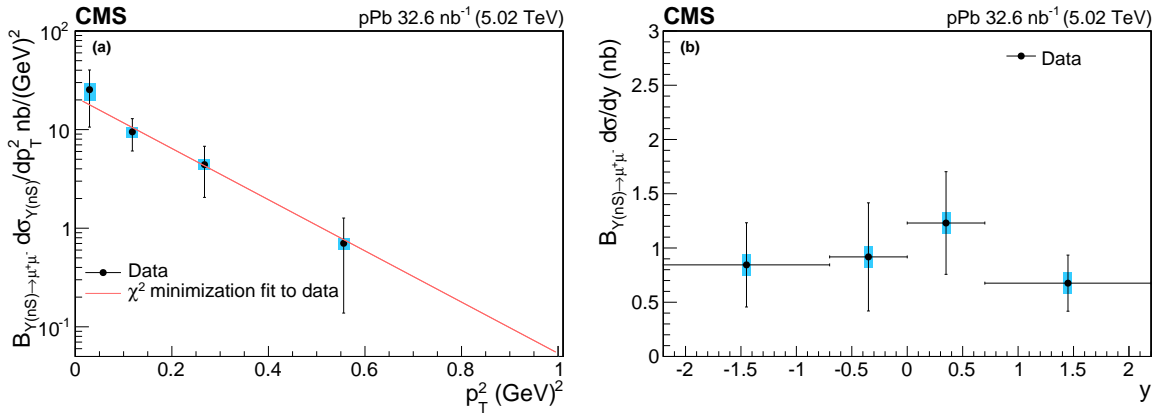


Figure 4: Differential $Y(nS) \rightarrow \mu^+\mu^-$ photoproduction cross section as a function of (a) p_T^2 and (b) rapidity y , measured in pPb collisions at $\sqrt{s_{NN}} = 5.02 \text{ TeV}$. In the left plot, the data points are placed along the abscissa following the prescription of [57], and the solid line is an exponential fit of the form $e^{-bp_T^2}$. In the right plot, the horizontal bars are shown to indicate the width of each y bin. In both plots, the vertical bars represent the statistical uncertainties and the boxes represent the systematic uncertainties.

Figure 5 shows the rapidity distribution of the $Y(1S)$ state obtained according to Eq. (2). The values of all relevant parameters needed to compute the $Y(1S)$ cross sections in the four rapidity bins under consideration are listed in Table 3. The CMS measurements are compared to the following theoretical predictions:

- The JMRT model [9], a pQCD approach that uses standard (collinear) PDFs with a skewness factor to approximate GPDs, including LO and NLO corrections, and a gap survival factor to account for the exclusive production;
- The factorized impact parameter saturation model, fIPsat, with an eikonalized gluon

Table 2: Differential exclusive $Y(nS) \rightarrow \mu^+\mu^-$ photoproduction cross sections in four p_T^2 and y bins. The first and second uncertainties correspond to statistical and systematic components, respectively.

p_T^2 bin (GeV 2)	$\mathcal{B}_{Y(nS) \rightarrow \mu^+\mu^-} d\sigma_{Y(nS)}/dp_T^2$ (nb/GeV 2)	y bin	$\mathcal{B}_{Y(nS) \rightarrow \mu^+\mu^-} d\sigma_{Y(nS)}/dy$ (nb)
(0.01,0.05)	$25.4 \pm 14.8 \pm 4.9$	(-2.2, -0.7)	$0.8 \pm 0.4 \pm 0.1$
(0.05,0.20)	$9.5 \pm 3.4 \pm 1.1$	(-0.7, 0.0)	$0.9 \pm 0.5 \pm 0.1$
(0.20,0.35)	$4.4 \pm 2.4 \pm 0.5$	(0.0, 0.7)	$1.2 \pm 0.5 \pm 0.1$
(0.35,1.00)	$0.7 \pm 0.6 \pm 0.1$	(0.7, 2.2)	$0.7 \pm 0.2 \pm 0.1$

distribution function that uses the colour glass condensate (CGC) formalism to incorporate gluon saturation at low x [16, 17];

- the Iancu, Itakura and Munier (IIM) colour dipole formalism [58] with two sets of meson wave functions, boosted Gaussian (BG) and light-cone Gaussian (LCG), which also incorporate saturation effects [14, 15];
- the impact parameter CGC model (bCGC), which takes into account the t -dependence of the differential cross section, using the BG wave function [18, 59].

As shown in Fig. 5, most theoretical predictions are consistent with the data, within the relatively large experimental uncertainties, with the JMRT-LO results being systematically above the data points as well as all the other calculations.

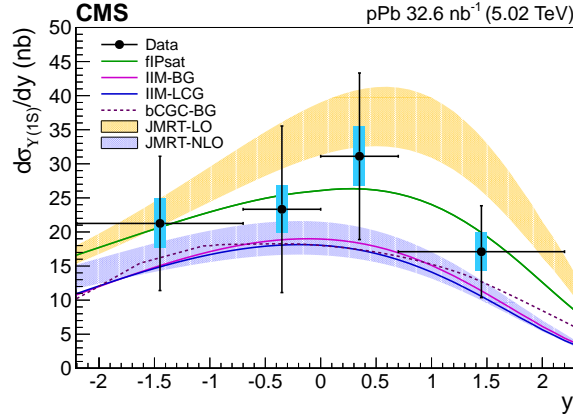


Figure 5: Differential $Y(1S)$ photoproduction cross section as a function of rapidity measured in pPb collisions at $\sqrt{s_{NN}} = 5.02$ TeV in the dimuon rapidity region $|y| < 2.2$, compared to various theoretical predictions [9, 14–18]. The horizontal bars are plotted to indicate the width of each y bin. The vertical bars represent the statistical uncertainties and the boxes represent the systematic uncertainties.

7.2 Cross section as a function of $W_{\gamma p}$

The values of the $\sigma_{\gamma p \rightarrow Y(1S)p}$ cross section obtained via Eq. (3) are plotted as a function of $W_{\gamma p}$ in Fig. 6, together with the previous measurements from H1 [19], ZEUS [20, 21], and LHCb [30], and the five model predictions described in the previous section. The CMS results (listed in Table 3) cover the range of energies between the HERA and LHCb data. As $\sigma(W_{\gamma p})$ is, to first approximation, proportional to the square of the gluon density of the proton, and since the gluon distribution at low Bjorken x is well described by a power law, the cross section also follows a power-law energy dependence. A fit of the extracted CMS $\sigma_{\gamma p \rightarrow Y(1S)p}$ cross section with a function of the form $A (W_{\gamma p}[\text{GeV}]/400)^\delta$ (with the constant A corresponding to the cross section at the middle value, $W_{\gamma p} = 400$ GeV, over the range of energies covered) gives $\delta =$

Table 3: Values of the $Y(1S)$ photoproduction cross section in four rapidity y bins, corresponding to four photon-proton $W_{\gamma p}$ centre-of-mass energy ranges (with central W_0 value obtained following the procedure outlined in Ref. [57]), in pPb collisions at $\sqrt{s_{NN}} = 5.02$ TeV. The symbols $N_{Y(nS)}^{\text{back-sub}}$, $N_{Y(nS)}^{\text{unfol}}$, and $N_{Y(nS)}^{\text{corr}}$ represent the numbers of $Y(nS)$ candidates after background subtraction, unfolding, and extrapolation with the A^{corr} factor, respectively; $N_{Y(1S)}$ is the extracted number of $Y(1S)$ mesons, and Φ is the theoretical effective photon flux (see text). The first (second, if given) uncertainty quoted corresponds to the statistical (systematic) component.

y range	(-2.2, -0.7)	(-0.7, 0.0)	(0.0, 0.7)	(0.7, 2.2)
$\langle y \rangle$	-1.45	-0.35	0.35	1.45
$N_{Y(nS)}^{\text{back-sub}}$	14 ± 6	9 ± 5	12 ± 5	12 ± 5
$N_{Y(nS)}^{\text{unfol}}$	19 ± 9	13 ± 7	17 ± 7	16 ± 6
A^{corr}	0.46 ± 0.01	0.61 ± 0.01	0.61 ± 0.01	0.50 ± 0.01
$N_{Y(nS)}^{\text{corr}}$	$41 \pm 19 \pm 7$	$21 \pm 11 \pm 3$	$28 \pm 11 \pm 4$	$33 \pm 13 \pm 5$
$N_{Y(1S)} = \frac{f_{Y(1S)} N_{Y(nS)}}{(1+f_{\text{FD}})}$	$26 \pm 12 \pm 4$	$13 \pm 7 \pm 2$	$18 \pm 7 \pm 2$	$21 \pm 8 \pm 3$
$d\sigma_{Y(1S)}/dy$ (nb)	$21 \pm 10 \pm 4$	$23 \pm 12 \pm 3$	$31 \pm 12 \pm 4$	$17 \pm 7 \pm 3$
$W_{\gamma p}$ range (GeV)	91–194	194–275	275–390	390–826
W_0 (GeV)	133	231	328	568
Photon flux (Φ)	102.2 ± 2.0	68.3 ± 2.0	46.9 ± 1.4	17.9 ± 1.6
$\sigma_{\gamma p \rightarrow Y(1S)p}$ (pb)	$208 \pm 96 \pm 35$	$343 \pm 180 \pm 51$	$663 \pm 260 \pm 93$	$956 \pm 376 \pm 158$

1.08 ± 0.42 and $A = 690 \pm 184$ pb (black solid line in Fig 6), consistent with the value $\delta = 1.2 \pm 0.8$ obtained by ZEUS [20]. A similar fit to the CMS, H1 [19], and ZEUS [20] data together gives $\delta = 0.99 \pm 0.27$, in good agreement with the results of the fit to the CMS data alone. The fit over the whole kinematic range, including the higher- $W_{\gamma p}$ LHCb data, yields an exponent of $\delta = 0.76 \pm 0.14$, consistent with the collision-energy dependence of the J/ψ photoproduction and light vector meson electroproduction cross sections [60].

The data are compared to the predictions of the JMRT model, including LO and NLO corrections. A fit with the power-law function in the entire $W_{\gamma p}$ range of the data yields $\delta = 1.39$ and $\delta = 0.84$ for the LO and NLO calculations, respectively. The LO predictions show a steeper increase of the cross section with energy than seen in the data over the full kinematic range. The NLO prediction reproduces the measured rise of the cross section with $W_{\gamma p}$. The recent LHCb results at higher $W_{\gamma p}$ [30] also disfavour the JMRT LO prediction. Figure 6 shows theoretical predictions from the fIPsat, IIM, and bCGC models, which overall bracket the combined HERA and LHC results. The fIPsat calculations are consistent with the CMS measurement, but predict a somewhat higher cross section than that measured by LHCb. The IIM and bCGC predictions satisfactorily describe the rise of the cross section with γp centre-of-mass energy. As discussed in Ref. [9], the gluon PDF associated with the JMRT NLO prediction, which is consistent with the CMS+LHCb data presented here, has a somewhat different shape at low- x than that predicted by standard pQCD collinear fits used at the LHC such as CT14 [61], NNPDF3.0 [62], and MMHT [63]. However, given the currently large statistical uncertainty of the results presented here, an improved understanding of the low- x gluon density, and its evolution with energy scale, will require more precise measurements with larger integrated luminosities and/or at higher centre-of-mass energies.

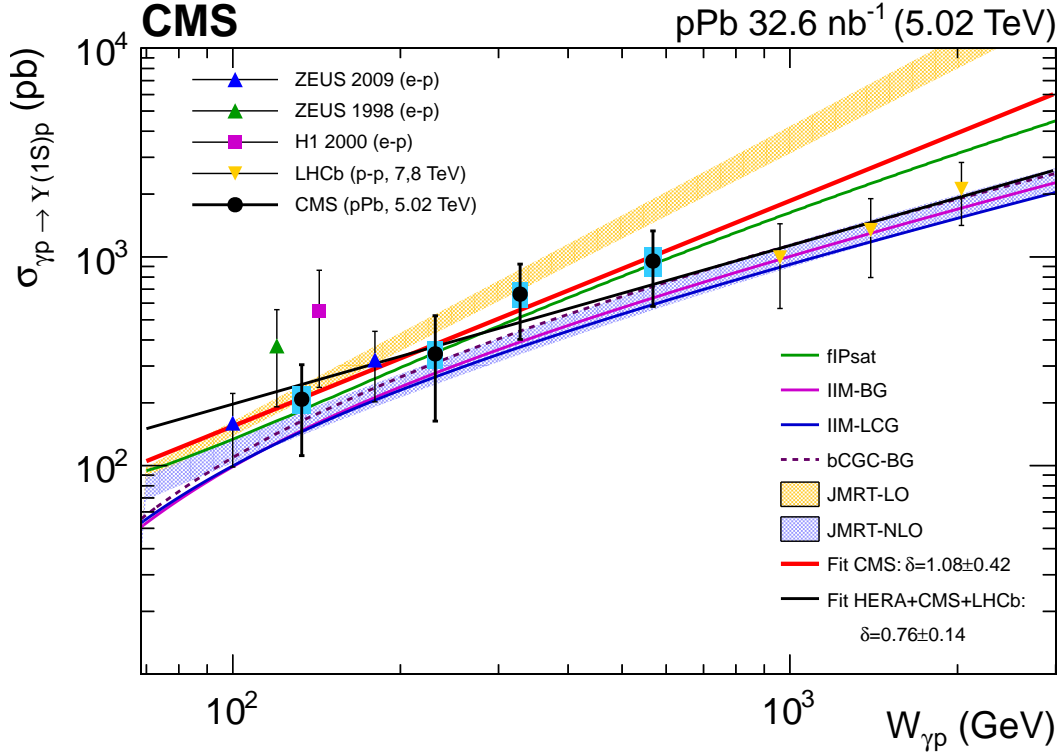


Figure 6: Cross section for exclusive $Y(1S)$ photoproduction, $\gamma p \rightarrow Y(1S)p$, as a function of photon-proton centre-of-mass energy, $W_{\gamma p}$, compared to previous HERA [19–21] and LHCb [30] data as well as to various theoretical predictions [9, 14–18]. The vertical bars represent the statistical uncertainties and the boxes represent the systematic uncertainties.

8 Summary

The first study of the exclusive photoproduction of $Y(1S,2S,3S)$ mesons, in the $\mu^+\mu^-$ decay mode, from protons in ultraperipheral pPb collisions at $\sqrt{s_{NN}} = 5.02$ TeV, has been reported using data collected with the CMS detector corresponding to an integrated luminosity of 32.6 nb^{-1} . The differential cross section $d\sigma/dp_T^2$ and associated exponential slope b have been measured in the squared transverse momentum range $p_T^2 < 1.0 \text{ GeV}^2$. The extracted value of $b = 6.0 \pm 2.1$ (stat) ± 0.3 (syst) GeV^{-2} is consistent with the slope measurement at other centre-of-mass energies. The exclusive $Y(1S)$ photoproduction cross sections, differential in rapidity y and as a function of the photon-proton centre-of-mass energy $W_{\gamma p}$, have been measured in the range $91 < W_{\gamma p} < 826 \text{ GeV}$. Such measurements probe the region of parton fractional momenta $x \approx 10^{-4}$ – 10^{-2} in the proton, bridging a previously unexplored region between the HERA and LHCb measurements. The dependence of $\sigma_{\gamma p \rightarrow Y(1S)p}$ on $W_{\gamma p}$ is well described by a power law with an exponent smaller than that predicted by leading order perturbative quantum chromodynamics (pQCD) approaches. The exponent is, however, consistent with that extracted from a fit to the HERA and LHCb data, and with that predicted by next-to-leading-order pQCD calculations. The data, within their currently large statistical uncertainties, are consistent with various pQCD approaches that model in different ways the behaviour of the low- x gluon density.

Acknowledgments

We congratulate our colleagues in the CERN accelerator departments for the excellent performance of the LHC and thank the technical and administrative staffs at CERN and at other CMS institutes for their contributions to the success of the CMS effort. In addition, we gratefully acknowledge the computing centres and personnel of the Worldwide LHC Computing Grid for delivering so effectively the computing infrastructure essential to our analyses. Finally, we acknowledge the enduring support for the construction and operation of the LHC and the CMS detector provided by the following funding agencies: BMBWF and FWF (Austria); FNRS and FWO (Belgium); CNPq, CAPES, FAPERJ, FAPERGS, and FAPESP (Brazil); MES (Bulgaria); CERN; CAS, MoST, and NSFC (China); COLCIENCIAS (Colombia); MSES and CSF (Croatia); RPF (Cyprus); SENESCYT (Ecuador); MoER, ERC IUT, and ERDF (Estonia); Academy of Finland, MEC, and HIP (Finland); CEA and CNRS/IN2P3 (France); BMBF, DFG, and HGF (Germany); GSRT (Greece); NKFI (Hungary); DAE and DST (India); IPM (Iran); SFI (Ireland); INFN (Italy); MSIP and NRF (Republic of Korea); MES (Latvia); LAS (Lithuania); MOE and UM (Malaysia); BUAP, CINVESTAV, CONACYT, LNS, SEP, and UASLP-FAI (Mexico); MOS (Montenegro); MBIE (New Zealand); PAEC (Pakistan); MSHE and NSC (Poland); FCT (Portugal); JINR (Dubna); MON, RosAtom, RAS, RFBR, and NRC KI (Russia); MESTD (Serbia); SEIDI, CPAN, PCTI, and FEDER (Spain); MOSTR (Sri Lanka); Swiss Funding Agencies (Switzerland); MST (Taipei); ThEPCenter, IPST, STAR, and NSTDA (Thailand); TUBITAK and TAEK (Turkey); NASU and SFFR (Ukraine); STFC (United Kingdom); DOE and NSF (USA).

Individuals have received support from the Marie-Curie programme and the European Research Council and Horizon 2020 Grant, contract No. 675440 (European Union); the Leventis Foundation; the A. P. Sloan Foundation; the Alexander von Humboldt Foundation; the Belgian Federal Science Policy Office; the Fonds pour la Formation à la Recherche dans l'Industrie et dans l'Agriculture (FRIA-Belgium); the Agentschap voor Innovatie door Wetenschap en Technologie (IWT-Belgium); the F.R.S.-FNRS and FWO (Belgium) under the "Excellence of Science - EOS" - be.h project n. 30820817; the Ministry of Education, Youth and Sports (MEYS) of the Czech Republic; the Lendület ("Momentum") Programme and the János Bolyai Research Scholarship of the Hungarian Academy of Sciences, the New National Excellence Program ÚNKP, the NKFI research grants 123842, 123959, 124845, 124850 and 125105 (Hungary); the Council of Science and Industrial Research, India; the HOMING PLUS programme of the Foundation for Polish Science, cofinanced from European Union, Regional Development Fund, the Mobility Plus programme of the Ministry of Science and Higher Education, the National Science Center (Poland), contracts Harmonia 2014/14/M/ST2/00428, Opus 2014/13/B/ST2/02543, 2014/15/B/ST2/03998, and 2015/19/B/ST2/02861, Sonata-bis 2012/07/E/ST2/01406; the National Priorities Research Program by Qatar National Research Fund; the Programa Estatal de Fomento de la Investigación Científica y Técnica de Excelencia María de Maeztu, grant MDM-2015-0509 and the Programa Severo Ochoa del Principado de Asturias; the Thalís and Aristeia programmes cofinanced by EU-ESF and the Greek NSRF; the Rachadapisek Sompot Fund for Postdoctoral Fellowship, Chulalongkorn University and the Chulalongkorn Academic into Its 2nd Century Project Advancement Project (Thailand); the Welch Foundation, contract C-1845; and the Weston Havens Foundation (USA).

References

- [1] A. J. Baltz et al., "The physics of ultraperipheral collisions at the LHC", *Phys. Rep.* **458** (2008) 1, doi:10.1016/j.physrep.2007.12.001, arXiv:0706.3356.

-
- [2] S. Klein and J. Nystrand, "Exclusive vector meson production in relativistic heavy ion collisions", *Phys. Rev. C* **60** (1999) 014903, doi:10.1103/PhysRevC.60.014903, arXiv:hep-ph/9902259.
- [3] D. d'Enterria, "Quarkonia photoproduction at nucleus colliders", *Nucl. Phys. B Proc. Suppl.* **184** (2008) 158, doi:10.1016/j.nuclphysbps.2008.09.155, arXiv:0711.1123.
- [4] V. Budnev, I. F. Ginzburg, G. V. Meledin, and V. G. Serbo, "The two photon particle production mechanism. Physical problems, applications, equivalent photon approximation", *Phys. Rep.* **15** (1975) 181, doi:10.1016/0370-1573(75)90009-5.
- [5] J. P. Lansberg et al., "Perspectives on heavy-quarkonium production at the LHC", *AIP Conf. Proc.* **1038** (2008) 15, doi:10.1063/1.2987169, arXiv:0807.3666.
- [6] L. L. Frankfurt, A. Freund, and M. Strikman, "Diffractive exclusive photoproduction in DIS at HERA", *Phys. Rev. D* **58** (1998) 114001, doi:10.1103/PhysRevD.58.114001, arXiv:hep-ph/9710356. [Erratum: doi:10.1103/PhysRevD.59.119901].
- [7] L. Frankfurt, M. McDermott, and M. Strikman, "A fresh look at diffractive J/ψ photoproduction at HERA, with predictions for THERA", *JHEP* **03** (2001) 045, doi:10.1088/1126-6708/2001/03/045, arXiv:hep-ph/0009086.
- [8] A. D. Martin, C. Nockles, M. G. Ryskin, and T. Teubner, "Small x gluon from exclusive J/ψ production", *Phys. Lett. B* **662** (2008) 252, doi:10.1140/j.physletb.2008.02.067, arXiv:0709.4406.
- [9] P. Jones, D. Martin, M. G. Ryskin, and T. Teubner, "Probes of the small x gluon via exclusive J/ψ and Y production at HERA and LHC", *JHEP* **11** (2013) 085, doi:10.1007/JHEP11(2013)085, arXiv:1307.7099.
- [10] A. Adeluyi, C. A. Bertulani, and M. J. Murray, "Nuclear effects in photoproduction of heavy quarks and vector mesons in ultraperipheral PbPb and pPb collisions at the LHC", *Phys. Rev. C* **86** (2012) 047901, doi:10.1103/PhysRevC.86.047901, arXiv:1208.6258.
- [11] A. Adeluyi and T. Nguyen, "Coherent photoproduction of ψ and Y mesons in ultraperipheral pPb and PbPb collisions at the CERN LHC", *Phys. Rev. C* **87** (2013) 027901, doi:10.1103/PhysRevC.87.027901, arXiv:1302.4288.
- [12] V. Guzey and M. Zhalov, "Exclusive J/ψ production in ultraperipheral collisions at the LHC: constraints on the gluon distributions in the proton and nuclei", *JHEP* **10** (2013) 207, doi:10.1007/JHEP10(2013)207, arXiv:1307.4526.
- [13] V. Guzey, E. Kryshen, M. Strikman, and M. Zhalov, "Evidence for nuclear gluon shadowing from the ALICE measurements of PbPb ultraperipheral exclusive J/ψ production", *Phys. Lett. B* **726** (2013) 290, doi:10.1016/j.physletb.2013.08.043, arXiv:1305.1724.
- [14] G. Sampaio dos Santos and M. V. T. Machado, "Exclusive photoproduction of quarkonium in proton-nucleus collisions at the CERN Large Hadron Collider", *Phys. Rev. C* **89** (2014) 025201, doi:10.1103/PhysRevC.89.025201, arXiv:1312.0770.

- [15] G. Sampaio dos Santos and M. V. T. Machado, "On theoretical uncertainty of color dipole phenomenology in the J/ψ and Y photoproduction in pA and AA collisions at the CERN Large Hadron Collider", *J. Phys. G* **42** (2015) 105001, doi:10.1088/0954-3899/42/10/105001, arXiv:1411.7918.
- [16] T. Lappi and H. Mantysaari, "Incoherent diffractive J/ψ production in high energy nuclear DIS", *Phys. Rev. C* **83** (2011) 065202, doi:10.1103/PhysRevC.83.065202, arXiv:1011.1988.
- [17] T. Lappi and H. Mantysaari, " J/ψ production in ultraperipheral Pb+Pb and p+Pb collisions at energies available at the CERN Large Hadron Collider", *Phys. Rev. C* **87** (2013) 032201, doi:10.1103/PhysRevC.87.032201, arXiv:1301.4095.
- [18] V. P. Goncalves, B. D. Moreira, and F. S. Navarra, "Exclusive heavy vector meson photoproduction in hadronic collisions at LHC: Predictions of the Color Glass Condensate model for Run 2 energies", *Phys. Rev. D* **95** (2017) 054011, doi:10.1103/PhysRevD.95.054011, arXiv:1612.06254.
- [19] H1 Collaboration, "Elastic photoproduction of J/ψ and Y mesons at HERA", *Phys. Lett. B* **483** (2000) 23, doi:10.1016/S0370-2693(00)00530-X, arXiv:hep-ex/0003020.
- [20] ZEUS Collaboration, "Exclusive photoproduction of Y mesons at HERA", *Phys. Lett. B* **680** (2009) 4, doi:10.1016/j.physletb.2009.07.066, arXiv:0903.4205.
- [21] ZEUS Collaboration, "Measurement of elastic Y photoproduction at HERA", *Phys. Lett. B* **437** (1998) 432, doi:10.1016/S0370-2693(98)01081-8, arXiv:hep-ex/9807020.
- [22] H1 Collaboration, "Elastic and proton-dissociative photoproduction of J/ψ mesons at HERA", *Eur. Phys. J. C* **73** (2013) 2466, doi:10.1140/epjc/s10052-013-2466-y, arXiv:1304.5162.
- [23] ZEUS Collaboration, "Measurement of the t dependence in exclusive photoproduction of $Y(1S)$ mesons at HERA", *Phys. Lett. B* **708** (2012) 14, doi:10.1016/j.physletb.2012.01.009, arXiv:1111.2133.
- [24] S. J. Brodsky et al., "The QCD pomeron with optimal renormalization", *JETP* **70** (1999) 155, doi:10.1134/1.568145, arXiv:hep-ph/9901229.
- [25] LHCb Collaboration, "Exclusive J/ψ and $\psi(2S)$ production in pp collisions at $\sqrt{s} = 7$ TeV", *J. Phys. G* **40** (2013) 045001, doi:10.1088/0954-3899/40/4/045001, arXiv:1301.7084.
- [26] CMS Collaboration, "Coherent J/ψ photoproduction in ultra-peripheral PbPb collisions $\sqrt{s_{NN}} = 2.76$ TeV with the CMS experiment", *Phys. Lett. B* **772** (2017) 489, doi:10.1016/j.physletb.2017.07.001, arXiv:1605.06966.
- [27] ALICE Collaboration, "Coherent J/ψ photoproduction in ultra-peripheral PbPb collisions at $\sqrt{s_{NN}} = 2.76$ TeV", *Phys. Lett. B* **718** (2013) 1273, doi:10.1016/j.physletb.2012.11.059, arXiv:1209.3715.
- [28] ALICE Collaboration, "Charmonium and e^+e^- pair photoproduction at mid-rapidity in ultra-peripheral PbPb collisions at $\sqrt{s_{NN}} = 2.76$ TeV", *Eur. Phys. J. C* **73** (2013) 2617, doi:10.1140/epjc/s10052-013-2617-1, arXiv:1305.1467.

- [29] ALICE Collaboration, “Exclusive J/ψ photoproduction off protons in ultra-peripheral pPb collisions at $\sqrt{s_{NN}} = 5.02$ TeV”, *Phys. Rev. Lett.* **113** (2014) 232504, doi:10.1103/PhysRevLett.113.232504, arXiv:1406.7819.
- [30] LHCb Collaboration, “Measurement of the exclusive Y production cross section in pp collisions at $\sqrt{s} = 7$ TeV and 8 TeV”, *JHEP* **09** (2015) 084, doi:10.1007/JHEP09(2015)084, arXiv:1505.08139.
- [31] L. V. Gribov, E. M. Levin, and M. G. Ryskin, “Semihard processes in QCD”, *Phys. Rept.* **100** (1983) 1, doi:10.1016/0370-1573(83)90022-4.
- [32] A. H. Mueller and J.-W. Qiu, “Gluon recombination and shadowing at small values of x ”, *Nucl. Phys. B* **268** (1986) 427, doi:10.1016/0550-3213(86)90164-1.
- [33] L. D. McLerran and R. Venugopalan, “Gluon distribution functions for very large nuclei at small transverse momentum”, *Phys. Rev. D* **49** (1994) 3352, doi:10.1103/PhysRevD.49.3352, arXiv:hep-ph/9311205.
- [34] CMS Collaboration, “Description and performance of track and primary-vertex reconstruction with the CMS tracker”, *JINST* **9** (2014) P10009, doi:10.1088/1748-0221/9/10/P10009, arXiv:1405.6569.
- [35] CMS Collaboration, “Performance of CMS muon reconstruction in pp collision events at $\sqrt{s} = 7$ TeV”, *JINST* **7** (2012) P10002, doi:10.1088/1748-0221/7/10/P10002, arXiv:1206.4071.
- [36] CMS Collaboration, “Status of zero degree calorimeter for CMS experiment”, *AIP Conf. Proc.* **867** (2006) 258, doi:10.1063/1.2396962, arXiv:nucl-ex/0608052.
- [37] CMS Collaboration, “The CMS trigger system”, *JINST* **12** (2017) P01020, doi:10.1088/1748-0221/12/01/P01020, arXiv:1609.02366.
- [38] CMS Collaboration, “The CMS experiment at the CERN LHC”, *JINST* **3** (2008) S08004, doi:10.1088/1748-0221/3/08/S08004.
- [39] S. R. Klein and J. Nystrand, “Photoproduction of quarkonium in proton-proton and nucleus-nucleus collisions”, *Phys. Rev. Lett.* **92** (2004) 142003, doi:10.1103/PhysRevLett.92.142003, arXiv:hep-ex/0311164.
- [40] J. Nystrand, “Photons and exclusive processes at hadron colliders”, *Proceedings of PHOTON2009, Hamburg, Germany*, (2009) 286, doi:10.3204/DESY-PROC-2009-03/Nystrand, arXiv:1001.4746.
- [41] C. F. v. Weizsäcker, “Radiation emitted in collisions of very fast electrons”, *Z. Phys.* **88** (1934) 612, doi:10.1007/BF01333110.
- [42] E. J. Williams, “Nature of the high-energy particles of penetrating radiation and status of ionization and radiation formulae”, *Phys. Rev.* **45** (1934) 729, doi:10.1103/PhysRev.45.729.
- [43] GEANT4 Collaboration, “GEANT4—a simulation toolkit”, *Nucl. Instrum. Meth. A* **506** (2003) 250, doi:10.1016/S0168-9002(03)01368-8.
- [44] J. Allison et al., “GEANT4 developments and applications”, *IEEE Trans. Nucl. Sci.* **53** (2006) 270, doi:10.1109/TNS.2006.869826.

- [45] J. Allison et al., “Recent developments in GEANT4”, *Nucl. Instrum. Meth. A* **835** (2016) 186, doi:10.1016/j.nima.2016.06.125.
- [46] CMS Collaboration, “Event activity dependence of $Y(nS)$ production in $\sqrt{s_{NN}} = 5.02$ TeV pPb and $\sqrt{s} = 2.76$ TeV pp collisions”, *JHEP* **04** (2014) 103, doi:10.1007/JHEP04(2014)103, arXiv:1312.6300.
- [47] W. Verkerke and D. P. Kirkby, “The RooFit toolkit for data modeling”, in *13th International Conference for Computing in High-Energy and Nuclear Physics (CHEP 2003)*, p. MOLT007. SLAC, La Jolla, CA, US, March, 2003. arXiv:physics/0306116. eConf:C0303241/MOLT007.
- [48] Particle Data Group, “Review of particle physics”, *Chin. Phys. C* **40** (2016) 100001, doi:10.1008/1674-1137/40/10/100001.
- [49] G. D’Agostini, “A multidimensional unfolding method based on Bayes’ theorem”, *Nucl. Instrum. Meth. A* **362** (1995) 487, doi:10.1016/0168-9002(95)00274-X.
- [50] T. Adye, “Unfolding algorithms and tests using RooUnfold”, in *PHYSTAT 2011 Workshop on Statistical Issues Related to Discovery Claims in Search Experiments and Unfolding*, H. Prosper and L. Lyons, eds., p. 313. Geneva, Switzerland, 2011. arXiv:1105.1160. doi:10.5170/CERN-2011-006.313.
- [51] CDF Collaboration, “Y production and polarization in $p\bar{p}$ collisions at $\sqrt{s} = 1.8$ TeV”, *Phys. Rev. Lett.* **88** (2002) 161802, doi:10.1103/PhysRevLett.88.161802.
- [52] T. Sjöstrand, S. Mrenna, and P. Skands, “PYTHIA 6.4 physics and manual”, *JHEP* **05** (2006) 026, doi:10.1088/1126-6708/2006/05/026, arXiv:hep-ph/0603175.
- [53] A. J. Schramm and D. H. Reeves, “Production of η mesons in double pomeron exchange”, *Phys. Rev. D* **55** (1997) 7312, doi:10.1103/PhysRevD.55.7312, arXiv:hep-ph/9611330.
- [54] L. A. Harland-Lang, V. A. Khoze, M. G. Ryskin, and W. J. Stirling, “Standard candle central exclusive processes at the Tevatron and LHC”, *Eur. Phys. J. C* **69** (2010) 179, doi:10.1140/epjc/s10052-010-1404-5, arXiv:1005.0695.
- [55] C. Loizides, J. Kamin, and D. d’Enterria, “Improved Monte Carlo Glauber predictions at present and future nuclear colliders”, *Phys. Rev. C* **97** (2018) 054910, doi:10.1103/PhysRevC.97.054910, arXiv:1710.07098.
- [56] CMS Collaboration, “Luminosity calibration for the 2013 proton-lead and proton-proton data taking”, CMS Physics Analysis Summary CMS-PAS-LUM-13-002, 2013.
- [57] G. D. Lafferty and T. R. Wyatt, “Where to stick your data points: The treatment of measurements within wide bins”, *Nucl. Instrum. Meth. A* **355** (1995) 541, doi:10.1016/0168-9002(94)01112-5.
- [58] E. Iancu, K. Itakura, and S. Munier, “Saturation and BFKL dynamics in the HERA data at small x ”, *Phys. Lett. B* **590** (2004) 199, doi:10.1016/j.physletb.2004.02.040, arXiv:hep-ph/0310338.
- [59] V. P. Goncalves et al., “Color dipole predictions for the exclusive vector meson photoproduction in pp/pPb/PbPb collisions at Run 2 LHC energies”, *Phys. Rev. D* **96** (2017) 094027, doi:10.1103/PhysRevD.96.094027, arXiv:1710.10070.

- [60] L. Favart, M. Guidal, T. Horn, and P. Kroll, "Deeply virtual meson production on the nucleon", *Eur. Phys. J. A* **52** (2016) 158, doi:10.1140/epja/i2016-16158-2, arXiv:1511.04535.
- [61] S. Dulat et al., "New parton distribution functions from a global analysis of quantum chromodynamics", *Phys. Rev. D* **93** (2016) 033006, doi:10.1103/PhysRevD.93.033006, arXiv:1506.07443.
- [62] NNPDF Collaboration, "Parton distributions for the LHC Run II", *JHEP* **04** (2015) 040, doi:10.1007/JHEP04(2015)040, arXiv:1410.8849.
- [63] L. A. Harland-Lang, A. D. Martin, P. Motylinski, and R. S. Thorne, "Parton distributions in the LHC era: MMHT 2014 PDFs", *Eur. Phys. J. C* **75** (2015) 204, doi:10.1140/epjc/s10052-015-3397-6, arXiv:1412.3989.

A The CMS Collaboration

Yerevan Physics Institute, Yerevan, Armenia

A.M. Sirunyan, A. Tumasyan

Institut für Hochenergiephysik, Wien, Austria

W. Adam, F. Ambrogio, E. Asilar, T. Bergauer, J. Brandstetter, E. Brondolin, M. Dragicevic, J. Erö, A. Escalante Del Valle, M. Flechl, M. Friedl, R. Frühwirth¹, V.M. Ghete, J. Grossmann, J. Hrubec, M. Jeitler¹, A. König, N. Krammer, I. Krätschmer, D. Liko, T. Madlener, I. Mikulec, E. Pree, N. Rad, H. Rohringer, J. Schieck¹, R. Schöfbeck, M. Spanring, D. Spitzbart, A. Taurok, W. Waltenberger, J. Wittmann, C.-E. Wulz¹, M. Zarucki

Institute for Nuclear Problems, Minsk, Belarus

V. Chekhovsky, V. Mossolov, J. Suarez Gonzalez

Universiteit Antwerpen, Antwerpen, Belgium

E.A. De Wolf, D. Di Croce, X. Janssen, J. Lauwers, M. Pieters, M. Van De Klundert, H. Van Haevermaet, P. Van Mechelen, N. Van Remortel

Vrije Universiteit Brussel, Brussel, Belgium

S. Abu Zeid, F. Blekman, J. D'Hondt, I. De Bruyn, J. De Clercq, K. Deroover, G. Flouris, D. Lontkovskyi, S. Lowette, I. Marchesini, S. Moortgat, L. Moreels, Q. Python, K. Skovpen, S. Tavernier, W. Van Doninck, P. Van Mulders, I. Van Parijs

Université Libre de Bruxelles, Bruxelles, Belgium

D. Beghin, B. Bilin, H. Brun, B. Clerboux, G. De Lentdecker, H. Delannoy, B. Dorney, G. Fasanella, L. Favart, R. Goldouzian, A. Grebenyuk, A.K. Kalsi, T. Lenzi, J. Luetic, T. Seva, E. Starling, C. Vander Velde, P. Vanlaer, D. Vannerom, R. Yonamine

Ghent University, Ghent, Belgium

T. Cornelis, D. Dobur, A. Fagot, M. Gul, I. Khvastunov², D. Poyraz, C. Roskas, D. Trocino, M. Tytgat, W. Verbeke, B. Vermassen, M. Vit, N. Zaganidis

Université Catholique de Louvain, Louvain-la-Neuve, Belgium

H. Bakhshiansohi, O. Bondu, S. Brochet, G. Bruno, C. Caputo, A. Caudron, P. David, S. De Visscher, C. Delaere, M. Delcourt, B. Francois, A. Giammanco, G. Krintiras, V. Lemaitre, A. Magitteri, A. Mertens, M. Musich, K. Piotrkowski, L. Quertenmont, A. Saggio, M. Vidal Marono, S. Wertz, J. Zobec

Centro Brasileiro de Pesquisas Físicas, Rio de Janeiro, Brazil

W.L. Aldá Júnior, F.L. Alves, G.A. Alves, L. Brito, G. Correia Silva, C. Hensel, A. Moraes, M.E. Pol, P. Rebello Teles

Universidade do Estado do Rio de Janeiro, Rio de Janeiro, Brazil

E. Belchior Batista Das Chagas, W. Carvalho, J. Chinellato³, E. Coelho, E.M. Da Costa, G.G. Da Silveira⁴, D. De Jesus Damiao, S. Fonseca De Souza, H. Malbouisson, M. Medina Jaime⁵, M. Melo De Almeida, C. Mora Herrera, L. Mundim, H. Nogima, L.J. Sanchez Rosas, A. Santoro, A. Sznajder, M. Thiel, E.J. Tonelli Manganote³, F. Torres Da Silva De Araujo, A. Vilela Pereira

Universidade Estadual Paulista ^a, Universidade Federal do ABC ^b, São Paulo, Brazil

S. Ahuja^a, C.A. Bernardes^a, L. Calligaris^a, T.R. Fernandez Perez Tomei^a, E.M. Gregores^b, P.G. Mercadante^b, S.F. Novaes^a, SandraS. Padula^a, D. Romero Abad^b, J.C. Ruiz Vargas^a

Institute for Nuclear Research and Nuclear Energy, Bulgarian Academy of Sciences, Sofia, Bulgaria

A. Aleksandrov, R. Hadjiiska, P. Iaydjiev, A. Marinov, M. Misheva, M. Rodozov, M. Shopova, G. Sultanov

University of Sofia, Sofia, Bulgaria

A. Dimitrov, L. Litov, B. Pavlov, P. Petkov

Beihang University, Beijing, China

W. Fang⁶, X. Gao⁶, L. Yuan

Institute of High Energy Physics, Beijing, China

M. Ahmad, J.G. Bian, G.M. Chen, H.S. Chen, M. Chen, Y. Chen, C.H. Jiang, D. Leggat, H. Liao, Z. Liu, F. Romeo, S.M. Shaheen, A. Spiezia, J. Tao, C. Wang, Z. Wang, E. Yazgan, H. Zhang, J. Zhao

State Key Laboratory of Nuclear Physics and Technology, Peking University, Beijing, China

Y. Ban, G. Chen, J. Li, Q. Li, S. Liu, Y. Mao, S.J. Qian, D. Wang, Z. Xu

Tsinghua University, Beijing, China

Y. Wang

Universidad de Los Andes, Bogota, Colombia

C. Avila, A. Cabrera, C.A. Carrillo Montoya, L.F. Chaparro Sierra, C. Florez, C.F. González Hernández, M.A. Segura Delgado

University of Split, Faculty of Electrical Engineering, Mechanical Engineering and Naval Architecture, Split, Croatia

B. Courbon, N. Godinovic, D. Lelas, I. Puljak, P.M. Ribeiro Cipriano, T. Sculac

University of Split, Faculty of Science, Split, Croatia

Z. Antunovic, M. Kovac

Institute Rudjer Boskovic, Zagreb, Croatia

V. Brigljevic, D. Ferencek, K. Kadija, B. Mesic, A. Starodumov⁷, T. Susa

University of Cyprus, Nicosia, Cyprus

M.W. Ather, A. Attikis, G. Mavromanolakis, J. Mousa, C. Nicolaou, F. Ptochos, P.A. Razis, H. Rykaczewski

Charles University, Prague, Czech Republic

M. Finger⁸, M. Finger Jr.⁸

Universidad San Francisco de Quito, Quito, Ecuador

E. Carrera Jarrin

Academy of Scientific Research and Technology of the Arab Republic of Egypt, Egyptian Network of High Energy Physics, Cairo, Egypt

S. Khalil⁹, M.A. Mahmoud^{10,11}, Y. Mohammed¹⁰

National Institute of Chemical Physics and Biophysics, Tallinn, Estonia

S. Bhowmik, R.K. Dewanjee, M. Kadastik, L. Perrini, M. Raidal, C. Veelken

Department of Physics, University of Helsinki, Helsinki, Finland

P. Eerola, H. Kirschenmann, J. Pekkanen, M. Voutilainen

Helsinki Institute of Physics, Helsinki, Finland

J. Havukainen, J.K. Heikkilä, T. Järvinen, V. Karimäki, R. Kinnunen, T. Lampén, K. Lassila-Perini, S. Laurila, S. Lehti, T. Lindén, P. Luukka, T. Mäenpää, H. Siikonen, E. Tuominen, J. Tuominiemi

Lappeenranta University of Technology, Lappeenranta, Finland

T. Tuuva

IRFU, CEA, Université Paris-Saclay, Gif-sur-Yvette, France

M. Besancon, F. Couderc, M. Dejardin, D. Denegri, J.L. Faure, F. Ferri, S. Ganjour, S. Ghosh, A. Givernaud, P. Gras, G. Hamel de Monchenault, P. Jarry, C. Leloup, E. Locci, M. Machet, J. Malcles, G. Negro, J. Rander, A. Rosowsky, M.Ö. Sahin, M. Titov

Laboratoire Leprince-Ringuet, Ecole polytechnique, CNRS/IN2P3, Université Paris-Saclay, Palaiseau, France

A. Abdulsalam¹², C. Amendola, I. Antropov, S. Baffioni, F. Beaudette, P. Busson, L. Cadamuro, C. Charlot, R. Granier de Cassagnac, M. Jo, I. Kucher, S. Lisniak, A. Lobanov, J. Martin Blanco, M. Nguyen, C. Ochando, G. Ortona, P. Paganini, P. Pigard, R. Salerno, J.B. Sauvan, Y. Sirois, A.G. Stahl Leiton, Y. Yilmaz, A. Zabi, A. Zghiche

Université de Strasbourg, CNRS, IPHC UMR 7178, Strasbourg, France

J.-L. Agram¹³, J. Andrea, D. Bloch, J.-M. Brom, E.C. Chabert, C. Collard, E. Conte¹³, X. Coubez, F. Drouhin¹³, J.-C. Fontaine¹³, D. Gelé, U. Goerlach, M. Jansová, P. Juillot, A.-C. Le Bihan, N. Tonon, P. Van Hove

Centre de Calcul de l'Institut National de Physique Nucleaire et de Physique des Particules, CNRS/IN2P3, Villeurbanne, France

S. Gadrat

Université de Lyon, Université Claude Bernard Lyon 1, CNRS-IN2P3, Institut de Physique Nucléaire de Lyon, Villeurbanne, France

S. Beauceron, C. Bernet, G. Boudoul, N. Chanon, R. Chierici, D. Contardo, P. Depasse, H. El Mamouni, J. Fay, L. Finco, S. Gascon, M. Gouzevitch, G. Grenier, B. Ille, F. Lagarde, I.B. Laktineh, H. Lattaud, M. Lethuillier, L. Mirabito, A.L. Pequegnot, S. Perries, A. Popov¹⁴, V. Sordini, M. Vander Donckt, S. Viret, S. Zhang

Georgian Technical University, Tbilisi, Georgia

T. Toriashvili¹⁵

Tbilisi State University, Tbilisi, Georgia

Z. Tsamalaidze⁸

RWTH Aachen University, I. Physikalisches Institut, Aachen, Germany

C. Autermann, L. Feld, M.K. Kiesel, K. Klein, M. Lipinski, M. Preuten, M.P. Rauch, C. Schomakers, J. Schulz, M. Teroerde, B. Wittmer, V. Zhukov¹⁴

RWTH Aachen University, III. Physikalisches Institut A, Aachen, Germany

A. Albert, D. Duchardt, M. Endres, M. Erdmann, S. Erdweg, T. Esch, R. Fischer, A. Güth, T. Hebbeker, C. Heidemann, K. Hoepfner, S. Knutzen, M. Merschmeyer, A. Meyer, P. Millet, S. Mukherjee, T. Pook, M. Radziej, H. Reithler, M. Rieger, F. Scheuch, D. Teyssier, S. Thüer

RWTH Aachen University, III. Physikalisches Institut B, Aachen, Germany

G. Flügge, B. Kargoll, T. Kress, A. Künsken, T. Müller, A. Nehr Korn, A. Nowack, C. Pistone, O. Pooth, A. Stahl¹⁶

Deutsches Elektronen-Synchrotron, Hamburg, Germany

M. Aldaya Martin, T. Arndt, C. Asawatangtrakuldee, K. Beernaert, O. Behnke, U. Behrens, A. Bermúdez Martínez, A.A. Bin Anuar, K. Borras¹⁷, V. Botta, A. Campbell, P. Connor, C. Contreras-Campana, F. Costanza, V. Danilov, A. De Wit, C. Diez Pardos, D. Domínguez Damiani, G. Eckerlin, D. Eckstein, T. Eichhorn, A. Elwood, E. Eren, E. Gallo¹⁸, J. Garay Garcia, A. Geiser, J.M. Grados Luyando, A. Grohsjean, P. Gunnellini, M. Guthoff, A. Harb, J. Hauk, M. Hempel¹⁹, H. Jung, M. Kasemann, J. Keaveney, C. Kleinwort, J. Knolle, I. Korol, D. Krücker, W. Lange, A. Lelek, T. Lenz, K. Lipka, W. Lohmann¹⁹, R. Mankel, I.-A. Melzer-Pellmann, A.B. Meyer, M. Meyer, M. Missiroli, G. Mittag, J. Mnich, A. Mussgiller, D. Pitzl, A. Raspereza, M. Savitskyi, P. Saxena, R. Shevchenko, N. Stefaniuk, H. Tholen, G.P. Van Onsem, R. Walsh, Y. Wen, K. Wichmann, C. Wissing, O. Zenaiev

University of Hamburg, Hamburg, Germany

R. Aggleton, S. Bein, V. Blobel, M. Centis Vignali, T. Dreyer, E. Garutti, D. Gonzalez, J. Haller, A. Hinzmann, M. Hoffmann, A. Karavdina, G. Kasieczka, R. Klanner, R. Kogler, N. Kovalchuk, S. Kurz, V. Kutzner, J. Lange, D. Marconi, J. Multhaupt, M. Niedziela, D. Nowatschin, T. Peiffer, A. Perieanu, A. Reimers, C. Scharf, P. Schleper, A. Schmidt, S. Schumann, J. Schwandt, J. Sonneveld, H. Stadie, G. Steinbrück, F.M. Stober, M. Stöver, D. Troendle, E. Usai, A. Vanhoefer, B. Vormwald

Karlsruher Institut fuer Technologie, Karlsruhe, Germany

M. Akbiyik, C. Barth, M. Baselga, S. Baur, E. Butz, R. Caspart, T. Chwalek, F. Colombo, W. De Boer, A. Dierlamm, N. Faltermann, B. Freund, R. Friese, M. Giffels, M.A. Harrendorf, F. Hartmann¹⁶, S.M. Heindl, U. Husemann, F. Kassel¹⁶, S. Kudella, H. Mildner, M.U. Mozer, Th. Müller, M. Plagge, G. Quast, K. Rabbertz, M. Schröder, I. Shvetsov, G. Sieber, H.J. Simonis, R. Ulrich, S. Wayand, M. Weber, T. Weiler, S. Williamson, C. Wöhrmann, R. Wolf

Institute of Nuclear and Particle Physics (INPP), NCSR Demokritos, Aghia Paraskevi, Greece

G. Anagnostou, G. Daskalakis, T. Gerasis, A. Kyriakis, D. Loukas, I. Topsis-Giotis

National and Kapodistrian University of Athens, Athens, Greece

G. Karathanasis, S. Kesisoglou, A. Panagiotou, N. Saoulidou, E. Tziaferi

National Technical University of Athens, Athens, Greece

K. Kousouris, I. Papakrivopoulos

University of Ioánnina, Ioánnina, Greece

I. Evangelou, C. Foudas, P. Gianneios, P. Katsoulis, P. Kokkas, S. Mallios, N. Manthos, I. Papadopoulos, E. Paradas, J. Strologas, F.A. Triantis, D. Tsitsonis

MTA-ELTE Lendület CMS Particle and Nuclear Physics Group, Eötvös Loránd University, Budapest, Hungary

M. Csanad, N. Filipovic, G. Pasztor, O. Surányi, G.I. Veres²⁰

Wigner Research Centre for Physics, Budapest, Hungary

G. Bencze, C. Hajdu, D. Horvath²¹, Á. Hunyadi, F. Sikler, T.Á. Vámi, V. Veszpremi, G. Vesztergombi²⁰

Institute of Nuclear Research ATOMKI, Debrecen, Hungary

N. Beni, S. Czellar, J. Karancsi²², A. Makovec, J. Molnar, Z. Szillasi

Institute of Physics, University of Debrecen, Debrecen, Hungary

M. Bartók²⁰, P. Raics, Z.L. Trocsanyi, B. Ujvari

Indian Institute of Science (IISc), Bangalore, India

S. Choudhury, J.R. Komaragiri

National Institute of Science Education and Research, HBNI, Bhubaneswar, IndiaS. Bahinipati²³, P. Mal, K. Mandal, A. Nayak²⁴, D.K. Sahoo²³, S.K. Swain**Panjab University, Chandigarh, India**

S. Bansal, S.B. Beri, V. Bhatnagar, S. Chauhan, R. Chawla, N. Dhingra, R. Gupta, A. Kaur, M. Kaur, S. Kaur, R. Kumar, P. Kumari, M. Lohan, A. Mehta, S. Sharma, J.B. Singh, G. Walia

University of Delhi, Delhi, India

A. Bhardwaj, B.C. Choudhary, R.B. Garg, S. Keshri, A. Kumar, Ashok Kumar, S. Malhotra, M. Naimuddin, K. Ranjan, Aashaq Shah, R. Sharma

Saha Institute of Nuclear Physics, HBNI, Kolkata, IndiaR. Bhardwaj²⁵, R. Bhattacharya, S. Bhattacharya, U. Bhawandeep²⁵, D. Bhowmik, S. Dey, S. Dutt²⁵, S. Dutta, S. Ghosh, N. Majumdar, K. Mondal, S. Mukhopadhyay, S. Nandan, A. Purohit, P.K. Rout, A. Roy, S. Roy Chowdhury, S. Sarkar, M. Sharan, B. Singh, S. Thakur²⁵**Indian Institute of Technology Madras, Madras, India**

P.K. Behera

Bhabha Atomic Research Centre, Mumbai, IndiaR. Chudasama, D. Dutta, V. Jha, V. Kumar, A.K. Mohanty¹⁶, P.K. Netrakanti, L.M. Pant, P. Shukla, A. Topkar**Tata Institute of Fundamental Research-A, Mumbai, India**

T. Aziz, S. Dugad, B. Mahakud, S. Mitra, G.B. Mohanty, N. Sur, B. Sutar

Tata Institute of Fundamental Research-B, Mumbai, IndiaS. Banerjee, S. Bhattacharya, S. Chatterjee, P. Das, M. Guchait, Sa. Jain, S. Kumar, M. Maity²⁶, G. Majumder, K. Mazumdar, N. Sahoo, T. Sarkar²⁶, N. Wickramage²⁷**Indian Institute of Science Education and Research (IISER), Pune, India**

S. Chauhan, S. Dube, V. Hegde, A. Kapoor, K. Kothekar, S. Pandey, A. Rane, S. Sharma

Institute for Research in Fundamental Sciences (IPM), Tehran, IranS. Chenarani²⁸, E. Eskandari Tadavani, S.M. Etesami²⁸, M. Khakzad, M. Mohammadi Najafabadi, M. Naseri, S. Paktinat Mehdiabadi²⁹, F. Rezaei Hosseinabadi, B. Safarzadeh³⁰, M. Zeinali**University College Dublin, Dublin, Ireland**

M. Felcini, M. Grunewald

INFN Sezione di Bari ^a, Università di Bari ^b, Politecnico di Bari ^c, Bari, ItalyM. Abbrescia^{a,b}, C. Calabria^{a,b}, A. Colaleo^a, D. Creanza^{a,c}, L. Cristella^{a,b}, N. De Filippis^{a,c}, M. De Palma^{a,b}, A. Di Florio^{a,b}, F. Errico^{a,b}, L. Fiore^a, A. Gelmi^{a,b}, G. Iaselli^{a,c}, S. Lezki^{a,b}, G. Maggi^{a,c}, M. Maggi^a, B. Marangelli^{a,b}, G. Miniello^{a,b}, S. My^{a,b}, S. Nuzzo^{a,b}, A. Pompili^{a,b}, G. Pugliese^{a,c}, R. Radogna^a, A. Ranieri^a, G. Selvaggi^{a,b}, A. Sharma^a, L. Silvestris^{a,16}, R. Venditti^a, P. Verwilligen^a, G. Zito^a**INFN Sezione di Bologna ^a, Università di Bologna ^b, Bologna, Italy**G. Abbiendi^a, C. Battilana^{a,b}, D. Bonacorsi^{a,b}, L. Borgonovi^{a,b}, S. Braibant-Giacomelli^{a,b}, R. Campanini^{a,b}, P. Capiluppi^{a,b}, A. Castro^{a,b}, F.R. Cavallo^a, S.S. Chhibra^{a,b}, G. Codispoti^{a,b}, M. Cuffiani^{a,b}, G.M. Dallavalle^a, F. Fabbri^a, A. Fanfani^{a,b}, D. Fasanella^{a,b}, P. Giacomelli^a,

C. Grandi^a, L. Guiducci^{a,b}, S. Marcellini^a, G. Masetti^a, A. Montanari^a, F.L. Navarria^{a,b}, F. Odorici^a, A. Perrotta^a, A.M. Rossi^{a,b}, T. Rovelli^{a,b}, G.P. Siroli^{a,b}, N. Tosi^a

INFN Sezione di Catania^a, Università di Catania^b, Catania, Italy

S. Albergo^{a,b}, S. Costa^{a,b}, A. Di Mattia^a, F. Giordano^{a,b}, R. Potenza^{a,b}, A. Tricomi^{a,b}, C. Tuve^{a,b}

INFN Sezione di Firenze^a, Università di Firenze^b, Firenze, Italy

G. Barbagli^a, K. Chatterjee^{a,b}, V. Ciulli^{a,b}, C. Civinini^a, R. D'Alessandro^{a,b}, E. Focardi^{a,b}, G. Latino, P. Lenzi^{a,b}, M. Meschini^a, S. Paoletti^a, L. Russo^{a,31}, G. Sguazzoni^a, D. Strom^a, L. Viliani^a

INFN Laboratori Nazionali di Frascati, Frascati, Italy

L. Benussi, S. Bianco, F. Fabbri, D. Piccolo, F. Primavera¹⁶

INFN Sezione di Genova^a, Università di Genova^b, Genova, Italy

V. Calvelli^{a,b}, F. Ferro^a, F. Ravera^{a,b}, E. Robutti^a, S. Tosi^{a,b}

INFN Sezione di Milano-Bicocca^a, Università di Milano-Bicocca^b, Milano, Italy

A. Benaglia^a, A. Beschi^b, L. Brianza^{a,b}, F. Brivio^{a,b}, V. Ciriolo^{a,b,16}, M.E. Dinardo^{a,b}, S. Fiorendi^{a,b}, S. Gennai^a, A. Ghezzi^{a,b}, P. Govoni^{a,b}, M. Malberti^{a,b}, S. Malvezzi^a, R.A. Manzoni^{a,b}, D. Menasce^a, L. Moroni^a, M. Paganoni^{a,b}, K. Pauwels^{a,b}, D. Pedrini^a, S. Pigazzini^{a,b,32}, S. Ragazzi^{a,b}, T. Tabarelli de Fatis^{a,b}

INFN Sezione di Napoli^a, Università di Napoli 'Federico II'^b, Napoli, Italy, Università della Basilicata^c, Potenza, Italy, Università G. Marconi^d, Roma, Italy

S. Buontempo^a, N. Cavallo^{a,c}, S. Di Guida^{a,d,16}, F. Fabozzi^{a,c}, F. Fienga^{a,b}, G. Galati^{a,b}, A.O.M. Iorio^{a,b}, W.A. Khan^a, L. Lista^a, S. Meola^{a,d,16}, P. Paolucci^{a,16}, C. Sciacca^{a,b}, F. Thyssen^a, E. Voevodina^{a,b}

INFN Sezione di Padova^a, Università di Padova^b, Padova, Italy, Università di Trento^c, Trento, Italy

P. Azzi^a, N. Bacchetta^a, L. Benato^{a,b}, D. Bisello^{a,b}, A. Boletti^{a,b}, R. Carlin^{a,b}, A. Carvalho Antunes De Oliveira^{a,b}, P. Checchia^a, P. De Castro Manzano^a, T. Dorigo^a, U. Dosselli^a, F. Gasparini^{a,b}, U. Gasparini^{a,b}, A. Gozzelino^a, S. Lacaprara^a, P. Lujan, M. Margoni^{a,b}, A.T. Meneguzzo^{a,b}, N. Pozzobon^{a,b}, P. Ronchese^{a,b}, R. Rossin^{a,b}, F. Simonetto^{a,b}, A. Tiko, M. Zanetti^{a,b}, P. Zotto^{a,b}, G. Zumerle^{a,b}

INFN Sezione di Pavia^a, Università di Pavia^b, Pavia, Italy

A. Braghieri^a, A. Magnani^a, P. Montagna^{a,b}, S.P. Ratti^{a,b}, V. Re^a, M. Ressegotti^{a,b}, C. Riccardi^{a,b}, P. Salvini^a, I. Vai^{a,b}, P. Vitulo^{a,b}

INFN Sezione di Perugia^a, Università di Perugia^b, Perugia, Italy

L. Alunni Solestizi^{a,b}, M. Biasini^{a,b}, G.M. Bilei^a, C. Cecchi^{a,b}, D. Ciangottini^{a,b}, L. Fanò^{a,b}, P. Lariccia^{a,b}, R. Leonardi^{a,b}, E. Manoni^a, G. Mantovani^{a,b}, V. Mariani^{a,b}, M. Menichelli^a, A. Rossi^{a,b}, A. Santocchia^{a,b}, D. Spiga^a

INFN Sezione di Pisa^a, Università di Pisa^b, Scuola Normale Superiore di Pisa^c, Pisa, Italy

K. Androsov^a, P. Azzurri^{a,16}, G. Bagliesi^a, L. Bianchini^a, T. Boccali^a, L. Borrello, R. Castaldi^a, M.A. Ciocci^{a,b}, R. Dell'Orso^a, G. Fedia^a, L. Giannini^{a,c}, A. Giassi^a, M.T. Grippo^{a,31}, F. Ligabue^{a,c}, T. Lomtadze^a, E. Manca^{a,c}, G. Mandorli^{a,c}, A. Messineo^{a,b}, F. Palla^a, A. Rizzi^{a,b}, P. Spagnolo^a, R. Tenchini^a, G. Tonelli^{a,b}, A. Venturi^a, P.G. Verdini^a

INFN Sezione di Roma^a, Sapienza Università di Roma^b, Rome, Italy

L. Barone^{a,b}, F. Cavallari^a, M. Cipriani^{a,b}, N. Daci^a, D. Del Re^{a,b}, E. Di Marco^{a,b}, M. Diemoz^a,

S. Gelli^{a,b}, E. Longo^{a,b}, B. Marzocchi^{a,b}, P. Meridiani^a, G. Organtini^{a,b}, F. Pandolfi^a, R. Paramatti^{a,b}, F. Preiato^{a,b}, S. Rahatlou^{a,b}, C. Rovelli^a, F. Santanastasio^{a,b}

INFN Sezione di Torino ^a, Università di Torino ^b, Torino, Italy, Università del Piemonte Orientale ^c, Novara, Italy

N. Amapane^{a,b}, R. Arcidiacono^{a,c}, S. Argiro^{a,b}, M. Arneodo^{a,c}, N. Bartosik^a, R. Bellan^{a,b}, C. Biino^a, N. Cartiglia^a, R. Castello^{a,b}, F. Cenna^{a,b}, M. Costa^{a,b}, R. Covarelli^{a,b}, A. Degano^{a,b}, N. Demaria^a, B. Kiani^{a,b}, C. Mariotti^a, S. Maselli^a, E. Migliore^{a,b}, V. Monaco^{a,b}, E. Monteil^{a,b}, M. Monteno^a, M.M. Obertino^{a,b}, L. Pacher^{a,b}, N. Pastrone^a, M. Pelliccioni^a, G.L. Pinna Angioni^{a,b}, A. Romero^{a,b}, M. Ruspa^{a,c}, R. Sacchi^{a,b}, K. Shchelina^{a,b}, V. Sola^a, A. Solano^{a,b}, A. Staiano^a

INFN Sezione di Trieste ^a, Università di Trieste ^b, Trieste, Italy

S. Belforte^a, M. Casarsa^a, F. Cossutti^a, G. Della Ricca^{a,b}, A. Zanetti^a

Kyungpook National University, Daegu, Korea

D.H. Kim, G.N. Kim, M.S. Kim, J. Lee, S. Lee, S.W. Lee, C.S. Moon, Y.D. Oh, S. Sekmen, D.C. Son, Y.C. Yang

Chonnam National University, Institute for Universe and Elementary Particles, Kwangju, Korea

H. Kim, D.H. Moon, G. Oh

Hanyang University, Seoul, Korea

J.A. Brochero Cifuentes, J. Goh, T.J. Kim

Korea University, Seoul, Korea

S. Cho, S. Choi, Y. Go, D. Gyun, S. Ha, B. Hong, Y. Jo, Y. Kim, K. Lee, K.S. Lee, S. Lee, J. Lim, S.K. Park, Y. Roh

Seoul National University, Seoul, Korea

J. Almond, J. Kim, J.S. Kim, H. Lee, K. Lee, K. Nam, S.B. Oh, B.C. Radburn-Smith, S.h. Seo, U.K. Yang, H.D. Yoo, G.B. Yu

University of Seoul, Seoul, Korea

H. Kim, J.H. Kim, J.S.H. Lee, I.C. Park

Sungkyunkwan University, Suwon, Korea

Y. Choi, C. Hwang, J. Lee, I. Yu

Vilnius University, Vilnius, Lithuania

V. Dudenas, A. Juodagalvis, J. Vaitkus

National Centre for Particle Physics, Universiti Malaya, Kuala Lumpur, Malaysia

I. Ahmed, Z.A. Ibrahim, M.A.B. Md Ali³³, F. Mohamad Idris³⁴, W.A.T. Wan Abdullah, M.N. Yusli, Z. Zolkapli

Centro de Investigacion y de Estudios Avanzados del IPN, Mexico City, Mexico

H. Castilla-Valdez, E. De La Cruz-Burelo, M.C. Duran-Osuna, I. Heredia-De La Cruz³⁵, R. Lopez-Fernandez, J. Mejia Guisao, R.I. Rabadan-Trejo, G. Ramirez-Sanchez, R Reyes-Almanza, A. Sanchez-Hernandez

Universidad Iberoamericana, Mexico City, Mexico

S. Carrillo Moreno, C. Oropeza Barrera, F. Vazquez Valencia

Benemerita Universidad Autonoma de Puebla, Puebla, Mexico

J. Eysermans, I. Pedraza, H.A. Salazar Ibarguen, C. Uribe Estrada

Universidad Autónoma de San Luis Potosí, San Luis Potosí, Mexico

A. Morelos Pineda

University of Auckland, Auckland, New Zealand

D. Krofcheck

University of Canterbury, Christchurch, New Zealand

S. Bheesette, P.H. Butler

National Centre for Physics, Quaid-I-Azam University, Islamabad, Pakistan

A. Ahmad, M. Ahmad, Q. Hassan, H.R. Hoorani, A. Saddique, M.A. Shah, M. Shoaib, M. Waqas

National Centre for Nuclear Research, Swierk, Poland

H. Bialkowska, M. Bluj, B. Boimska, T. Frueboes, M. Górski, M. Kazana, K. Nawrocki, M. Szleper, P. Traczyk, P. Zalewski

Institute of Experimental Physics, Faculty of Physics, University of Warsaw, Warsaw, Poland

K. Bunkowski, A. Byzuk³⁶, K. Doroba, A. Kalinowski, M. Konecki, J. Krolikowski, M. Misiura, M. Olszewski, A. Pyskir, M. Walczak

Laboratório de Instrumentação e Física Experimental de Partículas, Lisboa, Portugal

P. Bargassa, C. Beirão Da Cruz E Silva, A. Di Francesco, P. Faccioli, B. Galinhas, M. Gallinaro, J. Hollar, N. Leonardo, L. Lloret Iglesias, M.V. Nemallapudi, J. Seixas, G. Strong, O. Toldaiev, D. Vadrucio, J. Varela

Joint Institute for Nuclear Research, Dubna, Russia

S. Afanasiev, P. Bunin, M. Gavrilenko, I. Golutvin, I. Gorbunov, A. Kamenev, V. Karjavin, A. Lanev, A. Malakhov, V. Matveev^{37,38}, P. Moisezenz, V. Palichik, V. Perelygin, S. Shmatov, S. Shulha, N. Skatchkov, V. Smirnov, N. Voytishin, A. Zarubin

Petersburg Nuclear Physics Institute, Gatchina (St. Petersburg), Russia

Y. Ivanov, V. Kim³⁹, E. Kuznetsova⁴⁰, P. Levchenko, V. Murzin, V. Oreshkin, I. Smirnov, D. Sosnov, V. Sulimov, L. Uvarov, S. Vavilov, A. Vorobyev

Institute for Nuclear Research, Moscow, Russia

Yu. Andreev, A. Dermenev, S. Gninenko, N. Golubev, A. Karneyeu, M. Kirsanov, N. Krasnikov, A. Pashenkov, D. Tlisov, A. Toropin

Institute for Theoretical and Experimental Physics, Moscow, Russia

V. Epshteyn, V. Gavrillov, N. Lychkovskaya, V. Popov, I. Pozdnyakov, G. Safronov, A. Spiridonov, A. Steppenov, V. Stolin, M. Toms, E. Vlasov, A. Zhokin

Moscow Institute of Physics and Technology, Moscow, Russia

T. Aushev, A. Bylinkin³⁸

P.N. Lebedev Physical Institute, Moscow, Russia

V. Andreev, M. Azarkin³⁸, I. Dremin³⁸, M. Kirakosyan³⁸, S.V. Rusakov, A. Terkulov

Skobeltsyn Institute of Nuclear Physics, Lomonosov Moscow State University, Moscow, Russia

A. Baskakov, A. Belyaev, E. Boos, A. Ershov, A. Gribushin, L. Khein, V. Klyukhin, O. Kodolova, I. Lokhtin, O. Lukina, I. Miagkov, S. Obraztsov, S. Petrushanko, V. Savrin, A. Snigirev

Novosibirsk State University (NSU), Novosibirsk, RussiaV. Blinov⁴¹, D. Shtol⁴¹, Y. Skovpen⁴¹**Institute for High Energy Physics of National Research Centre 'Kurchatov Institute', Protvino, Russia**

I. Azhgirey, I. Bayshev, S. Bitiukov, D. Elumakhov, A. Godizov, V. Kachanov, A. Kalinin, D. Konstantinov, P. Mandrik, V. Petrov, R. Ryutin, A. Sobol, S. Troshin, N. Tyurin, A. Uzunian, A. Volkov

National Research Tomsk Polytechnic University, Tomsk, Russia

A. Babaev

University of Belgrade, Faculty of Physics and Vinca Institute of Nuclear Sciences, Belgrade, SerbiaP. Adzic⁴², P. Cirkovic, D. Devetak, M. Dordevic, J. Milosevic**Centro de Investigaciones Energéticas Medioambientales y Tecnológicas (CIEMAT), Madrid, Spain**

J. Alcaraz Maestre, A. Álvarez Fernández, I. Bachiller, M. Barrio Luna, M. Cerrada, N. Colino, B. De La Cruz, A. Delgado Peris, C. Fernandez Bedoya, J.P. Fernández Ramos, J. Flix, M.C. Fouz, O. Gonzalez Lopez, S. Goy Lopez, J.M. Hernandez, M.I. Josa, D. Moran, A. Pérez-Calero Yzquierdo, J. Puerta Pelayo, I. Redondo, L. Romero, M.S. Soares, A. Triossi

Universidad Autónoma de Madrid, Madrid, Spain

C. Albajar, J.F. de Trocóniz

Universidad de Oviedo, Oviedo, Spain

J. Cuevas, C. Erice, J. Fernandez Menendez, S. Folgueras, I. Gonzalez Caballero, J.R. González Fernández, E. Palencia Cortezon, S. Sanchez Cruz, P. Vischia, J.M. Vizán García

Instituto de Física de Cantabria (IFCA), CSIC-Universidad de Cantabria, Santander, Spain

I.J. Cabrillo, A. Calderon, B. Chazin Quero, J. Duarte Campderros, M. Fernandez, P.J. Fernández Manteca, A. García Alonso, J. Garcia-Ferrero, G. Gomez, A. Lopez Virto, J. Marco, C. Martinez Rivero, P. Martinez Ruiz del Arbol, F. Matorras, J. Piedra Gomez, C. Prieels, T. Rodrigo, A. Ruiz-Jimeno, L. Scodellaro, N. Trevisani, I. Vila, R. Vilar Cortabitarte

CERN, European Organization for Nuclear Research, Geneva, SwitzerlandD. Abbaneo, B. Akgun, E. Auffray, P. Baillon, A.H. Ball, D. Barney, J. Bendavid, M. Bianco, A. Bocchi, C. Botta, T. Camporesi, M. Cepeda, G. Cerminara, E. Chapon, Y. Chen, D. d'Enterria, A. Dabrowski, V. Daponte, A. David, M. De Gruttola, A. De Roeck, N. Deelen, M. Dobson, T. du Pree, M. Dünser, N. Dupont, A. Elliott-Peisert, P. Everaerts, F. Fallavollita⁴³, G. Franzoni, J. Fulcher, W. Funk, D. Gigi, A. Gilbert, K. Gill, F. Glege, D. Gulhan, J. Hegeman, V. Innocente, A. Jafari, P. Janot, O. Karacheban¹⁹, J. Kieseler, V. Knünz, A. Kornmayer, M. Krammer¹, C. Lange, P. Lecoq, C. Lourenço, M.T. Lucchini, L. Malgeri, M. Mannelli, A. Martelli, F. Meijers, J.A. Merlin, S. Mersi, E. Meschi, P. Milenovici⁴⁴, F. Moortgat, M. Mulders, H. Neugebauer, J. Ngadiuba, S. Orfanelli, L. Orsini, F. Pantaleo¹⁶, L. Pape, E. Perez, M. Peruzzi, A. Petrilli, G. Petrucciani, A. Pfeiffer, M. Pierini, F.M. Pitters, D. Rabady, A. Racz, T. Reis, G. Rolandi⁴⁵, M. Rovere, H. Sakulin, C. Schäfer, C. Schwick, M. Seidel, M. Selvaggi, A. Sharma, P. Silva, P. Sphicas⁴⁶, A. Stakia, J. Steggemann, M. Stoye, M. Tosi, D. Treille, A. Tsirou, V. Veckalns⁴⁷, M. Verweij, W.D. Zeuner**Paul Scherrer Institut, Villigen, Switzerland**W. Bertl[†], L. Caminada⁴⁸, K. Deiters, W. Erdmann, R. Horisberger, Q. Ingram, H.C. Kaestli, D. Kotlinski, U. Langenegger, T. Rohe, S.A. Wiederkehr

ETH Zurich - Institute for Particle Physics and Astrophysics (IPA), Zurich, Switzerland

M. Backhaus, L. Bäni, P. Berger, B. Casal, N. Chernyavskaya, G. Dissertori, M. Dittmar, M. Donegà, C. Dorfer, C. Grab, C. Heidegger, D. Hits, J. Hoss, T. Klijnsma, W. Luster, M. Marionneau, M.T. Meinhard, D. Meister, F. Micheli, P. Musella, F. Nessi-Tedaldi, J. Pata, F. Pauss, G. Perrin, L. Perrozzi, M. Quittnat, M. Reichmann, D. Ruini, D.A. Sanz Becerra, M. Schönenberger, L. Shchutska, V.R. Tavolaro, K. Theofilatos, M.L. Vesterbacka Olsson, R. Wallny, D.H. Zhu

Universität Zürich, Zurich, Switzerland

T.K. Aarrestad, C. Amsler⁴⁹, D. Brzhechko, M.F. Canelli, A. De Cosa, R. Del Burgo, S. Donato, C. Galloni, T. Hreus, B. Kilminster, I. Neutelings, D. Pinna, G. Rauco, P. Robmann, D. Salerno, K. Schweiger, C. Seitz, Y. Takahashi, A. Zucchetta

National Central University, Chung-Li, Taiwan

V. Candelise, Y.H. Chang, K.y. Cheng, T.H. Doan, Sh. Jain, R. Khurana, C.M. Kuo, W. Lin, A. Pozdnyakov, S.S. Yu

National Taiwan University (NTU), Taipei, Taiwan

P. Chang, Y. Chao, K.F. Chen, P.H. Chen, F. Fiori, W.-S. Hou, Y. Hsiung, Arun Kumar, Y.F. Liu, R.-S. Lu, E. Paganis, A. Psallidas, A. Steen, J.f. Tsai

Chulalongkorn University, Faculty of Science, Department of Physics, Bangkok, Thailand

B. Asavapibhop, K. Kovitanggoon, G. Singh, N. Srimanobhas

Çukurova University, Physics Department, Science and Art Faculty, Adana, Turkey

A. Bat, F. Boran, S. Cerci⁵⁰, S. Damarseckin, Z.S. Demiroglu, C. Dozen, I. Dumanoglu, S. Girgis, G. Gokbulut, Y. Guler, I. Hos⁵¹, E.E. Kangal⁵², O. Kara, U. Kiminsu, M. Oglakci, G. Onengut, K. Ozdemir⁵³, D. Sunar Cerci⁵⁰, B. Tali⁵⁰, U.G. Tok, H. Topakli⁵⁴, S. Turkcapar, I.S. Zorbakir, C. Zorbilmez

Middle East Technical University, Physics Department, Ankara, Turkey

G. Karapinar⁵⁵, K. Ocalan⁵⁶, M. Yalvac, M. Zeyrek

Bogazici University, Istanbul, Turkey

I.O. Atakisi, E. Gülmez, M. Kaya⁵⁷, O. Kaya⁵⁸, S. Tekten, E.A. Yetkin⁵⁹

Istanbul Technical University, Istanbul, Turkey

M.N. Agaras, S. Atay, A. Cakir, K. Cankocak, Y. Komurcu

Institute for Scintillation Materials of National Academy of Science of Ukraine, Kharkov, Ukraine

B. Grynyov

National Scientific Center, Kharkov Institute of Physics and Technology, Kharkov, Ukraine

L. Levchuk

University of Bristol, Bristol, United Kingdom

F. Ball, L. Beck, J.J. Brooke, D. Burns, E. Clement, D. Cussans, O. Davignon, H. Flacher, J. Goldstein, G.P. Heath, H.F. Heath, L. Kreczko, D.M. Newbold⁶⁰, S. Paramesvaran, T. Sakuma, S. Seif El Nasr-storey, D. Smith, V.J. Smith

Rutherford Appleton Laboratory, Didcot, United Kingdom

K.W. Bell, A. Belyaev⁶¹, C. Brew, R.M. Brown, D. Cieri, D.J.A. Cockerill, J.A. Coughlan, K. Harder, S. Harper, J. Linacre, E. Olaiya, D. Petyt, C.H. Shepherd-Themistocleous, A. Thea, I.R. Tomalin, T. Williams, W.J. Womersley

Imperial College, London, United Kingdom

G. Auzinger, R. Bainbridge, P. Bloch, J. Borg, S. Breeze, O. Buchmuller, A. Bundock, S. Casasso, D. Colling, L. Corpe, P. Dauncey, G. Davies, M. Della Negra, R. Di Maria, Y. Haddad, G. Hall, G. Iles, T. James, M. Komm, R. Lane, C. Laner, L. Lyons, A.-M. Magnan, S. Malik, L. Mastrolorenzo, T. Matsushita, J. Nash⁶², A. Nikitenko⁷, V. Palladino, M. Pesaresi, A. Richards, A. Rose, E. Scott, C. Seez, A. Shtipliyski, T. Strebler, S. Summers, A. Tapper, K. Uchida, M. Vazquez Acosta⁶³, T. Virdee¹⁶, N. Wardle, D. Winterbottom, J. Wright, S.C. Zenz

Brunel University, Uxbridge, United Kingdom

J.E. Cole, P.R. Hobson, A. Khan, P. Kyberd, A. Morton, I.D. Reid, L. Teodorescu, S. Zahid

Baylor University, Waco, USA

A. Borzou, K. Call, J. Dittmann, K. Hatakeyama, H. Liu, N. Pastika, C. Smith

Catholic University of America, Washington DC, USA

R. Bartek, A. Dominguez

The University of Alabama, Tuscaloosa, USA

A. Buccilli, S.I. Cooper, C. Henderson, P. Rumerio, C. West

Boston University, Boston, USA

D. Arcaro, A. Avetisyan, T. Bose, D. Gastler, D. Rankin, C. Richardson, J. Rohlf, L. Sulak, D. Zou

Brown University, Providence, USA

G. Benelli, D. Cutts, M. Hadley, J. Hakala, U. Heintz, J.M. Hogan⁶⁴, K.H.M. Kwok, E. Laird, G. Landsberg, J. Lee, Z. Mao, M. Narain, J. Pazzini, S. Piperov, S. Sagir, R. Syarif, D. Yu

University of California, Davis, Davis, USA

R. Band, C. Brainerd, R. Breedon, D. Burns, M. Calderon De La Barca Sanchez, M. Chertok, J. Conway, R. Conway, P.T. Cox, R. Erbacher, C. Flores, G. Funk, W. Ko, R. Lander, C. Mclean, M. Mulhearn, D. Pellett, J. Pilot, S. Shalhout, M. Shi, J. Smith, D. Stolp, D. Taylor, K. Tos, M. Tripathi, Z. Wang, F. Zhang

University of California, Los Angeles, USA

M. Bachtis, C. Bravo, R. Cousins, A. Dasgupta, A. Florent, J. Hauser, M. Ignatenko, N. Mccoll, S. Regnard, D. Saltzberg, C. Schnaible, V. Valuev

University of California, Riverside, Riverside, USA

E. Bouvier, K. Burt, R. Clare, J. Ellison, J.W. Gary, S.M.A. Ghiasi Shirazi, G. Hanson, G. Karapostoli, E. Kennedy, F. Lacroix, O.R. Long, M. Olmedo Negrete, M.I. Paneva, W. Si, L. Wang, H. Wei, S. Wimpenny, B.R. Yates

University of California, San Diego, La Jolla, USA

J.G. Branson, S. Cittolin, M. Derdzinski, R. Gerosa, D. Gilbert, B. Hashemi, A. Holzner, D. Klein, G. Kole, V. Krutelyov, J. Letts, M. Masciovecchio, D. Olivito, S. Padhi, M. Pieri, M. Sani, V. Sharma, S. Simon, M. Tadel, A. Vartak, S. Wasserbaech⁶⁵, J. Wood, F. Würthwein, A. Yagil, G. Zevi Della Porta

University of California, Santa Barbara - Department of Physics, Santa Barbara, USA

N. Amin, R. Bhandari, J. Bradmiller-Feld, C. Campagnari, M. Citron, A. Dishaw, V. Dutta, M. Franco Sevilla, L. Gouskos, R. Heller, J. Incandela, A. Ovcharova, H. Qu, J. Richman, D. Stuart, I. Suarez, J. Yoo

California Institute of Technology, Pasadena, USA

D. Anderson, A. Bornheim, J. Bunn, J.M. Lawhorn, H.B. Newman, T.Q. Nguyen, C. Pena, M. Spiropulu, J.R. Vlimant, R. Wilkinson, S. Xie, Z. Zhang, R.Y. Zhu

Carnegie Mellon University, Pittsburgh, USA

M.B. Andrews, T. Ferguson, T. Mudholkar, M. Paulini, J. Russ, M. Sun, H. Vogel, I. Vorobiev, M. Weinberg

University of Colorado Boulder, Boulder, USA

J.P. Cumalat, W.T. Ford, F. Jensen, A. Johnson, M. Krohn, S. Leontsinis, E. MacDonald, T. Mulholland, K. Stenson, K.A. Ulmer, S.R. Wagner

Cornell University, Ithaca, USA

J. Alexander, J. Chaves, Y. Cheng, J. Chu, A. Datta, K. McDermott, N. Mirman, J.R. Patterson, D. Quach, A. Rinkevicius, A. Ryd, L. Skinnari, L. Soffi, S.M. Tan, Z. Tao, J. Thom, J. Tucker, P. Wittich, M. Zientek

Fermi National Accelerator Laboratory, Batavia, USA

S. Abdullin, M. Albrow, M. Alyari, G. Apollinari, A. Apresyan, A. Apyan, S. Banerjee, L.A.T. Bauerdick, A. Beretvas, J. Berryhill, P.C. Bhat, G. Bolla[†], K. Burkett, J.N. Butler, A. Canepa, G.B. Cerati, H.W.K. Cheung, F. Chlebana, M. Cremonesi, J. Duarte, V.D. Elvira, J. Freeman, Z. Gecse, E. Gottschalk, L. Gray, D. Green, S. Grünendahl, O. Gutsche, J. Hanlon, R.M. Harris, S. Hasegawa, J. Hirschauer, Z. Hu, B. Jayatilaka, S. Jindariani, M. Johnson, U. Joshi, B. Klima, M.J. Kortelainen, B. Kreis, S. Lammel, D. Lincoln, R. Lipton, M. Liu, T. Liu, R. Lopes De Sá, J. Lykken, K. Maeshima, N. Magini, J.M. Marraffino, D. Mason, P. McBride, P. Merkel, S. Mrenna, S. Nahn, V. O'Dell, K. Pedro, O. Prokofyev, G. Rakness, L. Ristori, A. Savoy-Navarro⁶⁶, B. Schneider, E. Sexton-Kennedy, A. Soha, W.J. Spalding, L. Spiegel, S. Stoynev, J. Strait, N. Strobbe, L. Taylor, S. Tkaczyk, N.V. Tran, L. Uplegger, E.W. Vaandering, C. Vernieri, M. Verzocchi, R. Vidal, M. Wang, H.A. Weber, A. Whitbeck, W. Wu

University of Florida, Gainesville, USA

D. Acosta, P. Avery, P. Bortignon, D. Bourilkov, A. Brinkerhoff, A. Carnes, M. Carver, D. Curry, R.D. Field, I.K. Furic, S.V. Gleyzer, B.M. Joshi, J. Konigsberg, A. Korytov, K. Kotov, P. Ma, K. Matchev, H. Mei, G. Mitselmakher, K. Shi, D. Sperka, N. Terentyev, L. Thomas, J. Wang, S. Wang, J. Yelton

Florida International University, Miami, USA

Y.R. Joshi, S. Linn, P. Markowitz, J.L. Rodriguez

Florida State University, Tallahassee, USA

A. Ackert, T. Adams, A. Askew, S. Hagopian, V. Hagopian, K.F. Johnson, T. Kolberg, G. Martinez, T. Perry, H. Prosper, A. Saha, A. Santra, V. Sharma, R. Yohay

Florida Institute of Technology, Melbourne, USA

M.M. Baarmand, V. Bhopatkar, S. Colafranceschi, M. Hohlmann, D. Noonan, T. Roy, F. Yumiceva

University of Illinois at Chicago (UIC), Chicago, USA

M.R. Adams, L. Apanasevich, D. Berry, R.R. Betts, R. Cavanaugh, X. Chen, S. Dittmer, O. Evdokimov, C.E. Gerber, D.A. Hangal, D.J. Hofman, K. Jung, J. Kamin, I.D. Sandoval Gonzalez, M.B. Tonjes, N. Varelas, H. Wang, Z. Wu, J. Zhang

The University of Iowa, Iowa City, USA

B. Bilki⁶⁷, W. Clarida, K. Dilsiz⁶⁸, S. Durgut, R.P. Gandrajula, M. Haytmyradov, V. Khristenko,

J.-P. Merlo, H. Mermerkaya⁶⁹, A. Mestvirishvili, A. Moeller, J. Nachtman, H. Ogul⁷⁰, Y. Onel, F. Ozok⁷¹, A. Penzo, C. Snyder, E. Tiras, J. Wetzel, K. Yi

Johns Hopkins University, Baltimore, USA

B. Blumenfeld, A. Cocoros, N. Eminizer, D. Fehling, L. Feng, A.V. Gritsan, W.T. Hung, P. Maksimovic, J. Roskes, U. Sarica, M. Swartz, M. Xiao, C. You

The University of Kansas, Lawrence, USA

A. Al-bataineh, P. Baringer, A. Bean, S. Boren, J. Bowen, J. Castle, S. Khalil, A. Kropivnitskaya, D. Majumder, W. Mcbrayer, M. Murray, C. Rogan, C. Royon, S. Sanders, E. Schmitz, J.D. Tapia Takaki, Q. Wang

Kansas State University, Manhattan, USA

A. Ivanov, K. Kaadze, Y. Maravin, A. Modak, A. Mohammadi, L.K. Saini, N. Skhirtladze

Lawrence Livermore National Laboratory, Livermore, USA

F. Rebassoo, D. Wright

University of Maryland, College Park, USA

A. Baden, O. Baron, A. Belloni, S.C. Eno, Y. Feng, C. Ferraioli, N.J. Hadley, S. Jabeen, G.Y. Jeng, R.G. Kellogg, J. Kunkle, A.C. Mignerey, F. Ricci-Tam, Y.H. Shin, A. Skuja, S.C. Tonwar

Massachusetts Institute of Technology, Cambridge, USA

D. Abercrombie, B. Allen, V. Azzolini, R. Barbieri, A. Baty, G. Bauer, R. Bi, S. Brandt, W. Busza, I.A. Cali, M. D'Alfonso, Z. Demiragli, G. Gomez Ceballos, M. Goncharov, P. Harris, D. Hsu, M. Hu, Y. Iiyama, G.M. Innocenti, M. Klute, D. Kovalskyi, Y.-J. Lee, A. Levin, P.D. Luckey, B. Maier, A.C. Marini, C. McGinn, C. Mironov, S. Narayanan, X. Niu, C. Paus, C. Roland, G. Roland, G.S.F. Stephans, K. Sumorok, K. Tatar, D. Velicanu, J. Wang, T.W. Wang, B. Wyslouch, S. Zhaozhong

University of Minnesota, Minneapolis, USA

A.C. Benvenuti, R.M. Chatterjee, A. Evans, P. Hansen, S. Kalafut, Y. Kubota, Z. Lesko, J. Mans, S. Nourbakhsh, N. Ruckstuhl, R. Rusack, J. Turkewitz, M.A. Wadud

University of Mississippi, Oxford, USA

J.G. Acosta, S. Oliveros

University of Nebraska-Lincoln, Lincoln, USA

E. Avdeeva, K. Bloom, D.R. Claes, C. Fangmeier, F. Golf, R. Gonzalez Suarez, R. Kamalieddin, I. Kravchenko, J. Monroy, J.E. Siado, G.R. Snow, B. Stieger

State University of New York at Buffalo, Buffalo, USA

A. Godshalk, C. Harrington, I. Iashvili, D. Nguyen, A. Parker, S. Rappoccio, B. Roozbahani

Northeastern University, Boston, USA

G. Alverson, E. Barberis, C. Freer, A. Hortiangtham, A. Massironi, D.M. Morse, T. Orimoto, R. Teixeira De Lima, T. Wamorkar, B. Wang, A. Wisecarver, D. Wood

Northwestern University, Evanston, USA

S. Bhattacharya, O. Charaf, K.A. Hahn, N. Mucia, N. Odell, M.H. Schmitt, K. Sung, M. Trovato, M. Velasco

University of Notre Dame, Notre Dame, USA

R. Bucci, N. Dev, M. Hildreth, K. Hurtado Anampa, C. Jessop, D.J. Karmgard, N. Kellams, K. Lannon, W. Li, N. Loukas, N. Marinelli, F. Meng, C. Mueller, Y. Musienko³⁷, M. Planer,

A. Reinsvold, R. Ruchti, P. Siddireddy, G. Smith, S. Taroni, M. Wayne, A. Wightman, M. Wolf, A. Woodard

The Ohio State University, Columbus, USA

J. Alimena, L. Antonelli, B. Bylsma, L.S. Durkin, S. Flowers, B. Francis, A. Hart, C. Hill, W. Ji, T.Y. Ling, W. Luo, B.L. Winer, H.W. Wulsin

Princeton University, Princeton, USA

S. Cooperstein, O. Driga, P. Elmer, J. Hardenbrook, P. Hebda, S. Higginbotham, A. Kalogeropoulos, D. Lange, J. Luo, D. Marlow, K. Mei, I. Ojalvo, J. Olsen, C. Palmer, P. Piroué, J. Salfeld-Nebgen, D. Stickland, C. Tully

University of Puerto Rico, Mayaguez, USA

S. Malik, S. Norberg

Purdue University, West Lafayette, USA

A. Barker, V.E. Barnes, S. Das, L. Gutay, M. Jones, A.W. Jung, A. Khatiwada, D.H. Miller, N. Neumeister, C.C. Peng, H. Qiu, J.F. Schulte, J. Sun, F. Wang, R. Xiao, W. Xie

Purdue University Northwest, Hammond, USA

T. Cheng, J. Dolen, N. Parashar

Rice University, Houston, USA

Z. Chen, K.M. Ecklund, S. Freed, F.J.M. Geurts, M. Guilbaud, M. Kilpatrick, W. Li, B. Michlin, B.P. Padley, J. Roberts, J. Rorie, W. Shi, Z. Tu, J. Zabel, A. Zhang

University of Rochester, Rochester, USA

A. Bodek, P. de Barbaro, R. Demina, Y.t. Duh, T. Ferbel, M. Galanti, A. Garcia-Bellido, J. Han, O. Hindrichs, A. Khukhunaishvili, K.H. Lo, P. Tan, M. Verzetti

The Rockefeller University, New York, USA

R. Ciesielski, K. Goulianos, C. Mesropian

Rutgers, The State University of New Jersey, Piscataway, USA

A. Agapitos, J.P. Chou, Y. Gershtein, T.A. Gómez Espinosa, E. Halkiadakis, M. Heindl, E. Hughes, S. Kaplan, R. Kunnawalkam Elayavalli, S. Kyriacou, A. Lath, R. Montalvo, K. Nash, M. Osherson, H. Saka, S. Salur, S. Schnetzer, D. Sheffield, S. Somalwar, R. Stone, S. Thomas, P. Thomassen, M. Walker

University of Tennessee, Knoxville, USA

A.G. Delannoy, J. Heideman, G. Riley, K. Rose, S. Spanier, K. Thapa

Texas A&M University, College Station, USA

O. Bouhali⁷², A. Castaneda Hernandez⁷², A. Celik, M. Dalchenko, M. De Mattia, A. Delgado, S. Dildick, R. Eusebi, J. Gilmore, T. Huang, T. Kamon⁷³, R. Mueller, Y. Pakhotin, R. Patel, A. Perloff, L. Perniè, D. Rathjens, A. Safonov, A. Tatarinov

Texas Tech University, Lubbock, USA

N. Akchurin, J. Damgov, F. De Guio, P.R. Duderu, J. Faulkner, E. Gurpinar, S. Kunori, K. Lamichhane, S.W. Lee, T. Mengke, S. Muthumuni, T. Peltola, S. Undleeb, I. Volobouev, Z. Wang

Vanderbilt University, Nashville, USA

S. Greene, A. Gurrola, R. Janjam, W. Johns, C. Maguire, A. Melo, H. Ni, K. Padeken, J.D. Ruiz Alvarez, P. Sheldon, S. Tuo, J. Velkovska, Q. Xu

University of Virginia, Charlottesville, USA

M.W. Arenton, P. Barria, B. Cox, R. Hirosky, M. Joyce, A. Ledovskoy, H. Li, C. Neu, T. Sinthuprasith, Y. Wang, E. Wolfe, F. Xia

Wayne State University, Detroit, USA

R. Harr, P.E. Karchin, N. Poudyal, J. Sturdy, P. Thapa, S. Zaleski

University of Wisconsin - Madison, Madison, WI, USA

M. Brodski, J. Buchanan, C. Caillol, D. Carlsmith, S. Dasu, L. Dodd, S. Duric, B. Gomber, M. Grothe, M. Herndon, A. Hervé, U. Hussain, P. Klabbers, A. Lanaro, A. Levine, K. Long, R. Loveless, V. Rekovic, T. Ruggles, A. Savin, N. Smith, W.H. Smith, N. Woods

†: Deceased

1: Also at Vienna University of Technology, Vienna, Austria

2: Also at IRFU, CEA, Université Paris-Saclay, Gif-sur-Yvette, France

3: Also at Universidade Estadual de Campinas, Campinas, Brazil

4: Also at Federal University of Rio Grande do Sul, Porto Alegre, Brazil

5: Also at Universidade Federal de Pelotas, Pelotas, Brazil

6: Also at Université Libre de Bruxelles, Bruxelles, Belgium

7: Also at Institute for Theoretical and Experimental Physics, Moscow, Russia

8: Also at Joint Institute for Nuclear Research, Dubna, Russia

9: Also at Zewail City of Science and Technology, Zewail, Egypt

10: Also at Fayoum University, El-Fayoum, Egypt

11: Now at British University in Egypt, Cairo, Egypt

12: Also at Department of Physics, King Abdulaziz University, Jeddah, Saudi Arabia

13: Also at Université de Haute Alsace, Mulhouse, France

14: Also at Skobeltsyn Institute of Nuclear Physics, Lomonosov Moscow State University, Moscow, Russia

15: Also at Tbilisi State University, Tbilisi, Georgia

16: Also at CERN, European Organization for Nuclear Research, Geneva, Switzerland

17: Also at RWTH Aachen University, III. Physikalisches Institut A, Aachen, Germany

18: Also at University of Hamburg, Hamburg, Germany

19: Also at Brandenburg University of Technology, Cottbus, Germany

20: Also at MTA-ELTE Lendület CMS Particle and Nuclear Physics Group, Eötvös Loránd University, Budapest, Hungary

21: Also at Institute of Nuclear Research ATOMKI, Debrecen, Hungary

22: Also at Institute of Physics, University of Debrecen, Debrecen, Hungary

23: Also at Indian Institute of Technology Bhubaneswar, Bhubaneswar, India

24: Also at Institute of Physics, Bhubaneswar, India

25: Also at Shoolini University, Solan, India

26: Also at University of Visva-Bharati, Santiniketan, India

27: Also at University of Ruhuna, Matara, Sri Lanka

28: Also at Isfahan University of Technology, Isfahan, Iran

29: Also at Yazd University, Yazd, Iran

30: Also at Plasma Physics Research Center, Science and Research Branch, Islamic Azad University, Tehran, Iran

31: Also at Università degli Studi di Siena, Siena, Italy

32: Also at INFN Sezione di Milano-Bicocca ^a, Università di Milano-Bicocca ^b, Milano, Italy

33: Also at International Islamic University of Malaysia, Kuala Lumpur, Malaysia

34: Also at Malaysian Nuclear Agency, MOSTI, Kajang, Malaysia

35: Also at Consejo Nacional de Ciencia y Tecnología, Mexico city, Mexico

- 36: Also at Warsaw University of Technology, Institute of Electronic Systems, Warsaw, Poland
- 37: Also at Institute for Nuclear Research, Moscow, Russia
- 38: Now at National Research Nuclear University 'Moscow Engineering Physics Institute' (MEPhI), Moscow, Russia
- 39: Also at St. Petersburg State Polytechnical University, St. Petersburg, Russia
- 40: Also at University of Florida, Gainesville, USA
- 41: Also at Budker Institute of Nuclear Physics, Novosibirsk, Russia
- 42: Also at Faculty of Physics, University of Belgrade, Belgrade, Serbia
- 43: Also at INFN Sezione di Pavia ^a, Università di Pavia ^b, Pavia, Italy
- 44: Also at University of Belgrade, Faculty of Physics and Vinca Institute of Nuclear Sciences, Belgrade, Serbia
- 45: Also at Scuola Normale e Sezione dell'INFN, Pisa, Italy
- 46: Also at National and Kapodistrian University of Athens, Athens, Greece
- 47: Also at Riga Technical University, Riga, Latvia
- 48: Also at Universität Zürich, Zurich, Switzerland
- 49: Also at Stefan Meyer Institute for Subatomic Physics (SMI), Vienna, Austria
- 50: Also at Adiyaman University, Adiyaman, Turkey
- 51: Also at Istanbul Aydin University, Istanbul, Turkey
- 52: Also at Mersin University, Mersin, Turkey
- 53: Also at Piri Reis University, Istanbul, Turkey
- 54: Also at Gaziosmanpasa University, Tokat, Turkey
- 55: Also at Izmir Institute of Technology, Izmir, Turkey
- 56: Also at Necmettin Erbakan University, Konya, Turkey
- 57: Also at Marmara University, Istanbul, Turkey
- 58: Also at Kafkas University, Kars, Turkey
- 59: Also at Istanbul Bilgi University, Istanbul, Turkey
- 60: Also at Rutherford Appleton Laboratory, Didcot, United Kingdom
- 61: Also at School of Physics and Astronomy, University of Southampton, Southampton, United Kingdom
- 62: Also at Monash University, Faculty of Science, Clayton, Australia
- 63: Also at Instituto de Astrofísica de Canarias, La Laguna, Spain
- 64: Also at Bethel University, St. Paul, USA
- 65: Also at Utah Valley University, Orem, USA
- 66: Also at Purdue University, West Lafayette, USA
- 67: Also at Beykent University, Istanbul, Turkey
- 68: Also at Bingol University, Bingol, Turkey
- 69: Also at Erzincan University, Erzincan, Turkey
- 70: Also at Sinop University, Sinop, Turkey
- 71: Also at Mimar Sinan University, Istanbul, Istanbul, Turkey
- 72: Also at Texas A&M University at Qatar, Doha, Qatar
- 73: Also at Kyungpook National University, Daegu, Korea