

Rogue waves in multi-pair plasma medium

S. Khondaker*, A. Mannan, N. A. Chowdhury, and A. A. Mamun

Department of Physics, Jahangirnagar University, Savar, Dhaka-1342, Bangladesh
Email: *khondakershohana03@gmail.com

Abstract

The nonlinear propagation of ion-acoustic (IA) waves (IAWs), which are governed by the nonlinear Schrödinger equation (NLSE), in multi-pair plasmas (MPPs) containing adiabatic positive and negative ion fluids as well as non-extensive (q -distributed) electrons and positrons, is theoretically investigated. It is observed that the MPP under consideration supports two types of modes (namely, fast and slow IA modes), and the modulationally stable and unstable parametric regimes for the fast and slow IA modes are determined by the sign of the ratio of the dispersive coefficient to the nonlinear one. It is also found that the modulationally unstable regime generates highly energetic IA rogue waves (IARWs), and the amplitude as well as the width of the IARWs decrease with increase in the value of q (for both $q > 0$ and $q < 0$ limits). These new striking features of the IARWs are found to be applicable in the space [viz. D-region (H^+ , O_2^-) and F-region (H^+ , H^-) of the Earth's ionosphere] and laboratory MPPs [viz. fullerene (C^+ , C^-)].

Keywords: NLSE, modulational instability, rogue waves.

1. Introduction

Recently, the painstaking observational results support the existence of the multi-pair plasmas (MPPs) not only in space environments (viz. cometary comae [1], chromosphere, upper regions of Titan's atmosphere [2], solar wind, D-region (H^+ , O_2^-) and F-region (H^+ , H^-) of the Earth's ionosphere [3], etc.) but also laboratory situations (viz. Fullerene (C^+ , C^-) [4], plasma processing reactors [5], neutral beam sources [6], etc.). Plasma physicists are solely practicing wave dynamics, basically, ion-acoustic (IA) waves (IAWs) in which restoring force is provided by the electrons thermal pressure and moment of inertia is provided by the pair-ion (PI) mass density. The adiabatic pressure/dissipative force from the inertial component of the plasma system provides a great effect to generate various nonlinear electrostatic structures (viz. shocks, solitons, and envelope solitons) in MPPs. The existence of positive ions in MPPs drastically alters charge neutrality condition [7], the dispersive property [2], and nonlinearity of the IAWs [7].

Boltzmann-Gibbs (BG) statistics, which was successful in describing thermally equilibrium system, did not describe many natural and artificial complex systems that are far from equilibrium. Motivated by this situation, Tsallis came up with a concept of generalized BG statistics known as non-extensive statistical mechanics that has offered a theoretical basis for interpreting and analyzing non-equilibrium complex systems [8]. In non-extensive q -distribution, the non-extensivity (q) plays an indispensable role in executing the long range inter particle forces which includes Newtonian gravitational forces and coulomb electric forces among charged particles in a plasma medium. Many researchers have given more attention on q -distribution to study the nonlinear property of the plasma medium [9, 10, 11]. Jannat *et al.* [9] studied Gardner Solitons (GSs) in a non-

extensive PI plasma (PIP). Tribeche *et al.* [10] reported IA solitary structures in two component plasma in presence of q -distributed electrons, and observed that the amplitude of the potential pulse increases and more spiky with an increase in q . Ghosh *et al.* [12] studied the effects of non-extensivity on the GSs in a non-extensive electrons and positrons plasma medium. Eslami *et al.* [13] investigated the stability of the IAWs in three component plasmas with q -distributed electrons and positrons.

The field of modulational instability (MI) and rogue waves (RWs) has considered one of the most interdisciplinary areas of research enclosing plasma physics [7], oceanography [14], Bose-Einstein condensation [15], optics [16], superfluid helium [17], and even finance [18]. Researchers have devoted their attention to solve the mystery of this colossal waves due to the intrinsically arbitrary nature, and the complex formation mechanisms. Recently, a number of authors have studied different criteria of MI and RWs in space and laboratory plasmas. Bains *et al.* [11] studied the MI of IAWs with a q -distributed electrons, and found that the stable domain for IAWs increases with q within sub-extensive limit. Abdelwahed *et al.* [19] studied IA RWs (IARWs) in PIP in presence of super-thermal electrons. Elwakil *et al.* [3] analyzed the effects of non-thermal electrons on MI conditions of IAWs, and observed that electrons non-thermality reduces the critical wave number (k_c) in PIP. El-Labany *et al.* [2] have derived the nonlinear Schrödinger equation (NLSE) in a three component PIP in presence of isothermal electrons, and observed that the number density of the negative ions enhances the amplitude of the IARWs. In our present investigation, we have extended the previous work of El-Labany *et al.* [2] by considering adiabatic pressure of the PI in four component (comprising q -distributed electrons and positrons, adiabatic positive and negative ions) PIP, and also

will examine the effects of the plasma parameters on the MI of IAWs, and the formation of the IARWS.

The outline of the paper is as follows: The governing equations describing our plasma model are presented in Section 2. MI and RWs are given in Section 3. A brief discussion is finally provided in Section 4.

2. Governing Equations

We consider an unmagnetized, one-dimensional collisionless four component MPPs medium comprising of inertialess q -distributed electrons (mass m_e ; charge $q_e = -e$) and positrons (mass m_p ; charge $q_p = +e$), inertial adiabatic negative ions (mass m_- ; charge $q_- = -eZ_-$) as well as positive ions (mass m_+ ; charge $q_+ = +eZ_+$), respectively. Here, Z_- (Z_+) is the charge state of negative (positive) ions. At equilibrium, the charge neutrality yields the condition $Z_+n_{+0} + n_{p0} = Z_-n_{-0} + n_{e0}$; where n_{+0} , n_{-0} , n_{e0} , and n_{p0} , are the equilibrium number densities of positive ions, negative ions, and q -distributed electrons and positrons, respectively. Now, the basic set of equations in the normalized form can be written as

$$\frac{\partial n_-}{\partial t} + \frac{\partial}{\partial x}(n_- u_-) = 0, \quad (1)$$

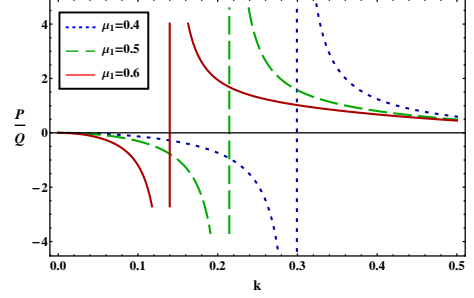
$$\frac{\partial u_-}{\partial t} + u_- \frac{\partial u_-}{\partial x} + 3\sigma_1 n_- \frac{\partial n_-}{\partial x} = \frac{\partial \phi}{\partial x}, \quad (2)$$

$$\frac{\partial n_+}{\partial t} + \frac{\partial}{\partial x}(n_+ u_+) = 0, \quad (3)$$

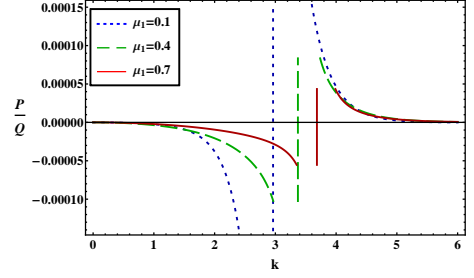
$$\frac{\partial u_+}{\partial t} + u_+ \frac{\partial u_+}{\partial x} + 3\sigma_2 n_+ \frac{\partial n_+}{\partial x} = -\mu_1 \frac{\partial \phi}{\partial x}, \quad (4)$$

$$\frac{\partial^2 \phi}{\partial x^2} = (\mu_2 + \mu_p - 1)n_e - \mu_p n_p + n_- - \mu_2 n_+. \quad (5)$$

Here, the normalizing and associated parameters are defined as: $n_- = N_-/n_{-0}$, $n_+ = N_+/n_{+0}$, $n_e = N_e/n_{e0}$, $n_p = N_p/n_{p0}$, $u_- = U_-/C_-$, $u_+ = U_+/C_+$, $\phi = e\tilde{\Phi}/k_B T_e$, $x = X/\lambda_{D-}$, $t = T\omega_{P-}$, $C_- = \sqrt{(Z_- k_B T_e/m_-)}$, $\lambda_{D-} = \sqrt{k_B T_e/4\pi e^2 Z_- n_{-0}}$, $\omega_{P-} = \sqrt{(4\pi e^2 Z_-^2 n_{-0}/m_-)}$, $P_- = P_{-0}(N_-/n_{-0})^\gamma$, $P_+ = P_{+0}(N_+/n_{+0})^\gamma$, $P_{-0} = n_{-0} k_B T_-$, $P_{+0} = n_{+0} k_B T_+$, $\gamma = (N + 2)/N$, $\mu_1 = Z_+ m_-/Z_- m_+$, $\mu_2 = Z_+ n_{+0}/Z_- n_{-0}$, $\mu_p = n_{p0}/Z_- n_{-0}$, $\sigma_1 = T_-/Z_- T_e$, $\sigma_2 = T_+ m_-/Z_- T_e m_+$; where n_- , n_+ , u_- , u_+ , x , t , ϕ , C_- , λ_{D-} , ω_{P-} , $k_B T_-$, T_+ , T_e , T_p , P_{-0} , and P_{+0} is the number densities of negative ion, positive ion, electron, positron, negative ions fluid speed, positive ions fluid speed, space coordinate, time co-ordinate, electro-static potential, sound speed of the negative ions, Debye length of the negative ions, angular frequency of the negative ions, Boltzmann constant, negative ions temperature, positive ions temperature, q -distributed electron temperature, q -distributed positron temperature, the equilibrium adiabatic pressure of negative ions, and the equilibrium adiabatic pressure of positive ions, respectively. N is the degree of freedom chosen to be 1 for one-dimensional adiabatic case, hence $\gamma=3$. It may be pointed here that the mass of the positive ion is greater than the negative ion, i.e., $m_+ > m_-$, the number density of the positive ions is greater than the negative ions, i.e., $n_{+0} > n_{-0}$, and electron and positron temperatures are greater than the negative and positive ion temperature, i.e., T_e ,



(a)



(b)

Figure 1: The variation of P/Q with k at different values of μ_1 for (a) fast mode; (b) slow mode; along with fixed values of $\delta = 1.3$, $\mu_2 = 1.2$, $\mu_p = 0.3$, $\sigma_1 = 0.005$, $\sigma_2 = 0.04$, and $q = 1.5$.

$T_p > T_-$, T_+ . Now, the expressions for the normalized electron and positron number density obeying q -distribution is given by [7]

$$n_e = [1 + (q-1)\phi]^{(q+1)/(2(q-1))} = 1 + n_1\phi + n_2\phi^2 + n_3\phi^3 + \dots, \quad (6)$$

$$n_p = [1 - (q-1)\delta\phi]^{(q+1)/(2(q-1))} = 1 - n_1\delta\phi + n_2\delta^2\phi^2 - n_3\delta^3\phi^3 + \dots \quad (7)$$

where

$$n_1 = (1+q)/2, \quad n_2 = -(1+q)(q-3)/8,$$

$$n_3 = (1+q)(q-3)(3q-5)/48, \quad \delta = T_e/T_p, \quad \text{and} \quad T_e > T_p.$$

Here, the parameter q , generally known as entropic index, quantifies the degree of non-extensivity. It is noteworthy that when $q = 1$, the entropy reduces to standard Maxwell-Boltzmann distribution. On the other hand, in the limits $q > 1$ ($q < 1$), the entropy shows sub-extensivity (super-extensivity). Now, by substituting (7) into (5) and expanding up to third order, we get

$$\frac{\partial^2 \phi}{\partial x^2} = (\mu_2 - 1) + n_- - \mu_2 n_+ + \gamma_1 \phi + \gamma_2 \phi^2 + \gamma_3 \phi^3 \dots, \quad (8)$$

where

$$\gamma_1 = n_1(\mu_2 + \mu_p - 1 + \mu_p \delta),$$

$$\gamma_2 = n_2(\mu_2 + \mu_p - 1 - \mu_p \delta^2),$$

$$\gamma_3 = n_3(\mu_2 + \mu_p - 1 + \mu_p \delta^3).$$

To analyze the MI of the IAWs, we will derive the NLSE by employing the reductive perturbation method. So, the independent stretched variables as $\xi = \epsilon(x - v_g t)$ and $\tau = \epsilon^2 t$, where ϵ is a small perturbation parameter and v_g is the envelope group velocity. Furthermore, the dependent variables can be expanded

as

$$\Lambda(x, t) = \Lambda_0 + \sum_{m=1}^{\infty} \epsilon^{(m)} \sum_{l=-\infty}^{\infty} \Lambda_l^{(m)}(\xi, \tau) \exp(i l \Upsilon) \quad (9)$$

where $\Lambda_l^{(m)} = [n_{-l}^{(m)}, u_{-l}^{(m)}, n_{+l}^{(m)}, u_{+l}^{(m)}, \phi_l^{(m)}]^T$, $\Lambda_0 = [1, 0, 1, 0, 0]^T$, $\Upsilon = (kx - \omega t)$, and $\omega(k)$ represents the angular frequency (wave number) of the carrier waves, respectively. We are going to parallel mathematical steps as Chowdhury *et al.* [20] have done in their work to find successively the IAWs dispersion relation, group velocity, and NLSE. The IAWs dispersion relation

$$\omega^2 = \frac{M \pm k^2 \sqrt{M^2 - 4GN}}{2G}, \quad (10)$$

where $G = (\gamma_1 + k^2)$, $M = (1 + \mu_1 \mu_2 + \gamma_1 \lambda_1 + \gamma_1 \lambda_2 + \lambda_1 k^2 + \lambda_2 k^2)$, $N = (\lambda_2 + \mu_1 \mu_2 \lambda_1 + \gamma_1 \lambda_1 \lambda_2 + \lambda_1 \lambda_2 k^2)$, $\lambda_1 = 3\sigma_1$, and $\lambda_2 = 3\sigma_2$. In order to get real and positive value of ω , the condition $M^2 > 4GN$ is required to maintain. It is clear from (10), there exist two distinct modes that depend on the signs \pm . The positive sign refers to fast (ω_f) IA mode whereas negative sign refers to slow (ω_s) IA mode. The group velocity of the IAWs is given by

$$v_g = \frac{\partial \omega}{\partial k} = \frac{F_1 - 2A^2 S^2 - AS(A - \mu_1 \mu_2 S)}{2\omega k(A^2 + \mu_1 \mu_2 S^2)}, \quad (11)$$

Where $F_1 = \omega^2(A^2 + \mu_1 \mu_2 S^2) + k^2(\lambda_1 A^2 + \mu_1 \mu_2 \lambda_2 S^2)$, $S = \lambda_1 k^2 - \omega^2$, and $A = \omega^2 - \lambda_2 k^2$. Finally, we obtain the standard NLSE:

$$i \frac{\partial \Phi}{\partial \tau} + P \frac{\partial^2 \Phi}{\partial \xi^2} + Q |\Phi|^2 \Phi = 0, \quad (12)$$

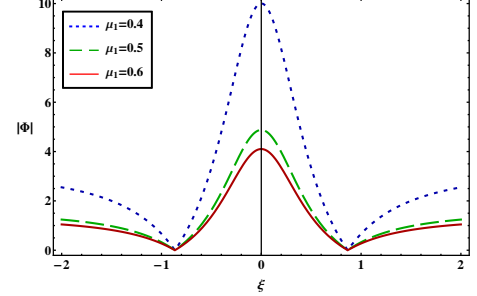
where $\Phi = \phi_1^{(1)}$ for simplicity. The dispersion coefficient P and the nonlinear coefficient Q are, respectively, given by

$$P = \frac{F_2 - A^3 S^3}{2AS\omega k^2(A^2 + \mu_1 \mu_2 S^2)}, \quad (13)$$

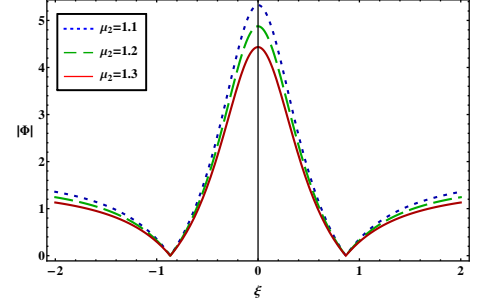
$$Q = \frac{A^2 S^2 \{2\gamma_2(C_5 + C_{10}) + 3\gamma_3 - F_3\}}{2\omega k^2(A^2 + \mu_1 \mu_2 S^2)}, \quad (14)$$

where

$$\begin{aligned} F_2 &= A^3 \{ (\omega v_g - \lambda_1 k)(\lambda_1 k^3 + k\omega^2 - 2\omega v_g k^2 - kS) \\ &\quad + (v_g k - \omega)(\omega^3 + \lambda_1 \omega k^2 - 2v_g k \omega^2 - v_g k S) \} \\ &\quad - \mu_1 \mu_2 S^3 \{ (\omega v_g - \lambda_2 k)(\lambda_2 k^3 + k\omega^2 - 2\omega v_g k^2 + kA) \\ &\quad + (v_g k - \omega)(\omega^3 + \lambda_2 \omega k^2 - 2v_g k \omega^2 + k v_g A) \}, \\ F_3 &= \frac{2\omega k^3(C_2 + C_7)}{S^2} + \frac{(\omega^2 k^2 + \lambda_1 k^4)(C_1 + C_6)}{S^2} \\ &\quad + \frac{\mu_1 \mu_2 (\omega^2 k^2 + \lambda_2 k^4)(C_3 + C_8)}{A^2} \\ &\quad + \frac{2\mu_1 \mu_2 \omega k^3(C_4 + C_9)}{A^2}, \end{aligned}$$



(a)



(b)

Figure 2: The variation of $|\Phi|$ with ξ at different values of (a) μ_1 and $\mu_2 = 1.2$; (b) μ_2 and $\mu_1 = 0.5$; along with $\delta = 1.3$, $\mu_p = 0.3$, $\sigma_1 = 0.005$, $\sigma_2 = 0.04$, $q = 1.5$, $k = 0.35$, $\tau = 0$, and ω_f .

$$\begin{aligned} C_1 &= \frac{2C_5 k^2 S^2 - 3\omega^2 k^4 - \lambda_1 k^6}{2S^3}, \\ C_2 &= \frac{\omega(C_1 S^2 - k^4)}{k S^2}, \\ C_3 &= \frac{2C_5 \mu_1 k^2 A^2 + \mu_1^2 (\lambda_2 k^6 + 3\omega^2 k^4)}{2A^3}, \\ C_4 &= \frac{\omega(C_3 A^2 - \mu_1^2 k^4)}{k A^2}, \\ C_5 &= \frac{A^3 (3\omega^2 k^4 + \lambda_1 k^6 - 2\gamma_2 S^3) + \mu_2 S^3 (3\omega^2 \mu_1^2 k^4 + \lambda_2 \mu_1^2 k^6)}{2A^3 S^3 (4k^2 + \gamma_1) + 2k^2 S^2 A^3 - \mu_1 \mu_2 k^2 A^2 S^3}, \\ C_6 &= \frac{k^2 \omega^2 + 2v_g \omega k^3 + \lambda_1 k^4 - C_{10} S^2}{S^2 (v_g^2 - \lambda_1)}, \\ C_7 &= \frac{v_g C_6 S^2 - 2\omega k^3}{S^2}, \\ C_8 &= \frac{\mu_1^2 (2\omega v_g k^3 + k^2 \omega^2 + \lambda_2 k^4) - \mu_1 C_{10} A^2}{A^2 (v_g^2 - \lambda_2)}, \\ C_9 &= \frac{v_g C_8 A^2 - 2\omega \mu_1^2 k^3}{A^2}, \\ C_{10} &= \frac{F_4 + 2\gamma_2 A^2 S^2 (v_g^2 - \lambda_1) (v_g^2 - \lambda_2)}{F_5 - \gamma_1 A^2 S^2 (v_g^2 - \lambda_1) (v_g^2 - \lambda_2)}, \\ F_4 &= A^2 (k^2 \omega^2 + 2v_g \omega k^3 + \lambda_1 k^4) (v_g^2 - \lambda_2) \\ &\quad - \mu_2 S^2 (\mu_1^2 k^2 \omega^2 + 2\omega v_g \mu_1^2 k^3 + \lambda_2 \mu_1^2 k^4) (v_g^2 - \lambda_1), \\ F_5 &= A^2 S^2 (v_g^2 - \lambda_2) + \mu_1 \mu_2 A^2 S^2 (v_g^2 - \lambda_1). \end{aligned}$$

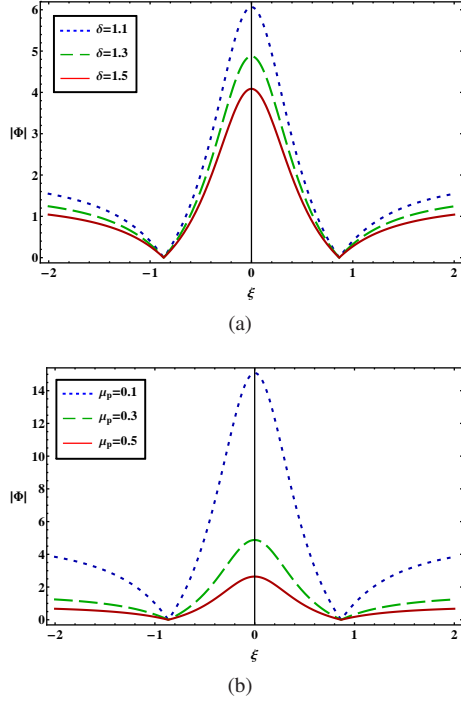


Figure 3: The variation of $|\Phi|$ with ξ at different values of (a) δ and $\mu_p = 0.3$; (b) μ_p and $\delta = 1.3$; along with $\mu_1 = 0.5$, $\mu_2 = 1.2$, $\sigma_1 = 0.005$, $\sigma_2 = 0.04$, $q = 1.5$, $k = 0.35$, $\tau = 0$, and ω_f .

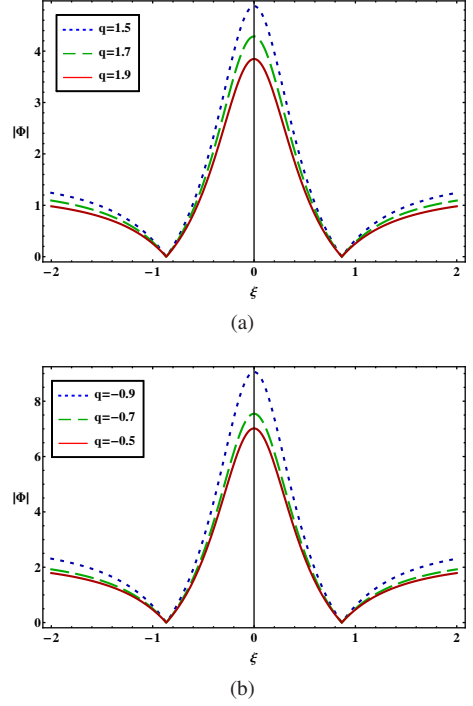


Figure 4: The variation of $|\Phi|$ with ξ at different values of q for (a) $q = +ve$; (b) $q = -ve$; along with $\delta = 1.3$, $\mu_1 = 0.5$, $\mu_2 = 1.2$, $\mu_p = 0.3$, $\sigma_1 = 0.005$, $\sigma_2 = 0.04$, $k = 0.35$, $\tau = 0$, and ω_f .

3. MI analysis and Rogue waves

The stability of IAWs in four component plasma medium is governed by the sign of P and Q [21, 22, 23]. When P and Q are same sign ($P/Q > 0$), the evolution of the IAWs amplitude is modulationally unstable whereas when P and Q are opposite sign ($P/Q < 0$), the IAWs are modulationally stable in presence of the external perturbations. The plot of P/Q against k yields stable and unstable domain for the IAWs. The point, at which transition of P/Q curve intersect with k -axis, is known as threshold or critical wave number k ($= k_c$). We have depicted P/Q versus k curve with μ_1 for both fast and slow IA modes in Figs. 1a and 1b, respectively, and it is obvious from these figures that (i) both stable and unstable domain can be found for both fast and slow IA modes; (ii) the k_c decreases (increases) with increasing in the values of negative ion mass for fast (slow) IA mode when Z_- , Z_+ , and m_+ remain invariant. So, the mass of the positive ion plays a vital role in recognizing the stable domain of the IAWs.

The governing equation for the highly energetic IARWs in the unstable region ($P/Q > 0$) can be written as [24, 25]

$$\Phi(\xi, \tau) = \sqrt{\frac{2P}{Q}} \left[\frac{4(1 + 4iP\tau)}{1 + 16P^2\tau^2 + 4\xi^2} - 1 \right] \exp(2iP\tau). \quad (15)$$

We have numerically analyzed (15) in Figs. 2a and 2b to understand the effects of the mass and the number density of the negative/positive ions, in fact the charge state of negative/positive ions, on the formation of the IARWs, and it is clear from these figures that (a) the nonlinearity of the DPP medium decreases, by depicting smaller amplitude of the IARWs, with negative

ion mass for constant values of positive ion mass, charge state of the positive and negative ions (via μ_1); (b) the electrostatic IARWs potential increases with the increase in the value of negative ion number density (n_{-0}), but decreases with increase of the positive ion number density (n_{+0}) for constant value of Z_+ and Z_- (via μ_2); (c) physically, negative ions lead to enhance the nonlinearity of the plasma medium successively the amplitude of the electrostatic IARWs potential. This result agrees with the result of El-Labany *et al.* [2] work.

Figure 3a is illustrated to demonstrate the effects of electron-to-positron temperature ratio on the IARWs. It clearly shows that the electrostatic IARWs potential decreases with increasing electron-to-positron temperature ratio (via δ). Similarly, from Fig. 3b it can be shown that the electrostatic IARWs potential decreases with the increase in the value of positron number density (n_{p0}), but increases with increase of the negative ion number density (n_{-0}) for constant value of Z_- (via μ_p).

We have also numerically analyzed (15) in Figs. 4a and 4b to illustrate the influence of q -distributed electrons on the formation of IARWs and it is obvious that (i) the amplitude of the IARWs decreases with q (for both $q > 0$ and $q < 0$); (ii) the amplitude of electrostatic wave is independent of the sign of q , but dependent on the magnitude of q , and this result is a good agreement with Chowdhury *et al.* [7] work; (iii) these figures, in fact, indicate a comparison between electrostatic potential for $q > 0$ and $q < 0$; (iv) the amplitude of the IARWs electrostatic potential for same interval of positive q is not same as negative q .

4. Discussion

In this study, we have performed a nonlinear analysis of IAWs in a MPPs consisting of inertialess q -distributed electrons and positrons, inertial adiabatic negative as well as positive ions. The evolution of the IAWs is governed by the standard NLSE and the nonlinear P and the dispersive Q coefficients represent the stable/unstable domain of the IAWs in presence of the external perturbation. This theoretical investigation give rises to some noteworthy results that can be summed up as follows:

1. Both fast and slow IA modes admit stable and unstable domains for the IAWs.
2. The nonlinearity of the MPPs decreases with negative ion mass for constant values of positive ion mass, charge state of the positive and negative ions (via μ_1).
3. The electrostatic IARWs potential increases (decreases) with an increase in the value of negative ion number density (positive ion density) for invariant charge state of the positive and negative ions (via μ_2).
4. IARWs potential decreases with increasing electron-to-positron temperature ratio (via δ).
5. IARWs potential decreases (increases) with the increase in the value of positron number density (negative ion number density) for constant charge state of negative ion (via μ_p).
6. The amplitude and the width of the IARWs decrease with q (for both $q > 0$ and $q < 0$).

Finally, we hope that the results from our present theoretical investigation may be helpful in understanding the MI of IAWs and generation of the IARWs in laboratory plasmas, viz. PI fullerene (C^+ , C^-) [4] or in the space plasma, viz. D-region (H^+ , O_2^-) and F-region (H^+ , H^-) of the Earth's ionosphere [3], and Titan's atmosphere [2].

Acknowledgement

S. Khondaker is grateful to the Bangladesh Ministry of Science and Technology for awarding the National Science and Technology (NST) Fellowship.

References

- [1] P. H. Chaizy, H. Rme, J. A. Sauvaud, C. Duston, R. P. Lin, D. E. Larson, D. L. Mitchell, K. A. Anderson, C. W. Carlson, A. Korth, and D. A. Mendis, *Nature (London)* **349**, 393 (1991).
- [2] S.K. El-Labany, W.M. Moslem, N.A. El-Bedwehy, R. Sabry, H.N.A. El-Razek, *Astrophys. Space Sci.* **338** 3 (2012).
- [3] S.A. Elwakil, E.K. El-Shewy, H.G. Abdelwahed, *Phys. Plasmas* **17** 052301 (2010).
- [4] R. Sabry, *Phys. Plasmas* **15** 092101 (2008).
- [5] R.A. Gottscho, C.E. Gaebe, *IEEE Trans. Plasma Sci.* **14** 92 (1986).
- [6] M. Bacal, G.W. Hamilton, *Phys. Rev. Lett.* **42** 1538 (1979).
- [7] N. A. Chowdhury, A. Mannan, M. M. Hasan, and A. A. Mamun, *Chaos* **27**, 093105 (2017).
- [8] C. Tsallis, *J. Stat. Phys.* **52**, 479 (1988).
- [9] N. Jannat, M. Ferdousi, and A. A. Mamun, *Plasma Phys. Rep.* **42**, 678 (2016).
- [10] M. Tribeche, L. Djebarni, R. Amour, *Phys. Plasmas* **17**, 042114 (2010).
- [11] A. S. Bains, M. Tribeche, and T. S. Gill, *Phys. Plasmas* **18**, 022108 (2011).

- [12] U. N. Ghosh, D. K. Ghosh, P. Chatterjee, M. Bacha, M. Tribeche, *Phys. Plasmas* **343**, 265 (2013).
- [13] P. Eslami, M. Mottaghizadeh, and H. R. Pakzad, *Phys. Plasmas* **18**, 102313 (2011).
- [14] C. Kharif, E. Pelinovsky, and A. Slunyaev, *Rogue Waves in the Ocean* (Springer-Verlag, Berlin, 2009).
- [15] Yu. V. Bludov, V. V. Konotop, N. Akhmediev, *Phys. Rev. A* **80**, 033610 (2009)
- [16] D. R. Solli, C. Ropers, P. Koonath and B. Jalali, *Nature*, **450**, 1054 (2007)
- [17] A. N. Ganshin, V. B. Efimov, G. V. Kolmakov, L. P. Mezhev-Deglin, P. V. E. McClintock, *Phys. Rev. Lett.* **101** 065303 (2008).
- [18] Z. Yan, *Commun. Theor. Phys.* **54**, 947 (2010).
- [19] H.G. Abdelwahed, E.K. El-shewy, M.A. Zahran, S.A. Elwakil, *Phys. Plasmas* **23** (2016) 022102.
- [20] N.A. Chowdhury, M.M. Hasan, A. Mannan, A.A. Manun, *Vacuum* **147** (2018) 31.
- [21] S Sultana I. Kourakis, *Plasma Phys. Control. Fusion* **53** (2011) 045003.
- [22] R. Fedele, *Phys. Scr.* **65** (2002) 502.
- [23] I. Kourakis P. K. Shukla, *Nonlinear Proc. Geophys.* **12** (2005) 407.
- [24] N. Akhmediev, A. Ankiewicz, J.M. Soto-Crespo, *Phys. Rev. E* **80** (2009) 026601.
- [25] A. Ankiewicz, N. Devine, N. Akhmediev, *Phys. Lett. A* **373** (2009) 3997.