

# Implicit LES with high-order $\mathbf{H}(\text{div})$ -conforming FEM for incompressible Navier-Stokes flows

Gert Lube & Philipp W. Schroeder

**Abstract** Consider the transient incompressible Navier-Stokes flow at high Reynolds numbers. A high-order  $\mathbf{H}(\text{div})$ -conforming FEM with pointwise divergence-free discrete velocities is applied to implicit large-eddy-simulation in two limit cases: i) decaying turbulence in periodic domains, ii) wall bounded channel flow.

## 1 $\mathbf{H}(\text{div})$ -conforming dGFEM for Navier-Stokes problem

Consider a flow in a bounded polyhedron  $\Omega \subset \mathbb{R}^d$ ,  $d \leq 3$  with boundary  $\partial\Omega = \Gamma_0 \cup \Gamma_{per}$  and outer unit normal  $\mathbf{n} = (n_i)_{i=1}^d$ . Set  $Q_T := (0, T) \times \Omega$  and denote  $\mathbf{f}$  as source term. We want to find velocity  $\mathbf{u} : Q_T \rightarrow \mathbb{R}^d$  and pressure  $p : Q_T \rightarrow \mathbb{R}$  s.t.

$$\partial_t \mathbf{u} - \nu \Delta \mathbf{u} + (\mathbf{u} \cdot \nabla) \mathbf{u} + \nabla p = \mathbf{f} \quad \text{in } Q_T, \quad (1)$$

$$\nabla \cdot \mathbf{u} = 0 \quad \text{in } Q_T, \quad (2)$$

$$\mathbf{u} = \mathbf{0} \quad \text{on } (0, T) \times \Gamma_0, \quad (3)$$

$$\mathbf{u} = \mathbf{u}_0 \quad \text{on } \{0\} \times \Omega, \quad (4)$$

and periodic boundary conditions on  $\Gamma_{per}$ . Let  $\mathbf{H} = [L^2(\Omega)]^d$  with inner product  $(\cdot, \cdot)_{\mathbf{H}}$  and assume  $\mathbf{u}_0 \in \mathbf{H}$ ,  $\mathbf{f} \in L^2(0, T; \mathbf{H})$ . The inner product in  $L^2(\Omega)$  is  $(\cdot, \cdot)_{\Omega}$ .

A variational formulation of the transient incompressible Navier-Stokes problem (1)-(4) is to find  $(\mathbf{u}, p) \in \mathbf{X} \times Q \subseteq [H^1(\Omega)]^d \times L^2(\Omega)$  for  $t \in (0, T)$  a.e. from

---

G. Lube

Georg-August University Göttingen, Institut for Numerical and Applied Mathematics, Lotzestr. 16-18, D-37085 Göttingen, Germany, e-mail: lube@math.uni-goettingen.de

P.W. Schroeder

Georg-August University Göttingen, Institut for Numerical and Applied Mathematics, Lotzestr. 16-18, D-37085 Göttingen, Germany, e-mail: p.schroeder@math.uni-goettingen.de

$$(\partial_t \mathbf{u}(t), \mathbf{v})_{\mathbf{H}} + \nu a(\mathbf{u}(t), \mathbf{v}) + c(\mathbf{u}(t), \mathbf{u}(t), \mathbf{v}) + b(p(t), \mathbf{v}) = (\mathbf{f}(t), \mathbf{v})_{\mathbf{H}}, \quad (5)$$

$$-b(q, \mathbf{u}(t)) = 0, \quad (6)$$

$$\mathbf{u}(0) = \mathbf{u}_0. \quad (7)$$

with bounded bilinear resp. trilinear forms

$$a(\mathbf{u}, \mathbf{v}) := \nu(\nabla \mathbf{u}, \nabla \mathbf{v})_{\Omega}, \quad b(q, \mathbf{v}) := -(q, \nabla \cdot \mathbf{v})_{\Omega}, \quad c(\mathbf{w}, \mathbf{u}, \mathbf{v}) := ((\mathbf{w} \cdot \nabla) \mathbf{u}, \mathbf{v})_{\Omega}. \quad (8)$$

Consider  $\mathbf{H}(\text{div})$ -conforming, discontinuous Galerkin methods (dGFEM) with

$$\mathbf{H}(\text{div}; \Omega) := \{\mathbf{w} \in \mathbf{H} : \nabla \cdot \mathbf{w} \in L^2(\Omega)\}, \quad (9)$$

$$\mathbf{H}_{\Gamma_0}(\text{div}; \Omega) := \{\mathbf{v} \in \mathbf{H}(\text{div}; \Omega) : \mathbf{v} \cdot \mathbf{n}|_{\Gamma_0} = 0\}. \quad (10)$$

Let  $\mathcal{T}_h$  be a shape-regular decomposition of  $\Omega \subset \mathbb{R}^d$ . Moreover, denote  $\mathcal{E}_h$  the set of (open) edges ( $d = 2$ ) or faces ( $d = 3$ ) in  $\mathcal{T}_h$ .  $\mathcal{E}_h^B \subset \mathcal{E}_h$  is the set of all  $E \in \mathcal{E}_h$  with  $E \cap \Gamma_0 \neq \emptyset$  and  $\mathcal{E}_h^I := \mathcal{E}_h \setminus \mathcal{E}_h^B$  the set of interior edges. Please note that edges/faces on  $\Gamma_{per}$  are considered as interior edges/faces. Consider adjacent elements  $K, K' \in \mathcal{T}_h$  with  $\partial K \cap \partial K' = E$  and unit normal vector  $\mu_E$ . For a scalar function  $v$  in the broken Sobolev space  $H^1(\Omega, \mathcal{T}_h)$  denote jump resp. average of  $v$  across  $E$  by

$$[[v]]_E := v|_{\partial K \cap E} - v|_{\partial K' \cap E}, \quad \{v\}_E := (v|_{\partial K \cap E} + v|_{\partial K' \cap E})/2. \quad (11)$$

For  $\mathbf{v} \in [H^1(\Omega, \mathcal{T}_h)]^d$ , jump and average are understood component-wise.

**Lemma 1.** [2] *Let  $\mathbf{W}_h$  be a space of vector-valued polynomials w.r.t.  $\mathcal{T}_h$ . Then  $\mathbf{W}_h \subset \mathbf{H}(\text{div}; \Omega)$  if  $[[\mathbf{v}]]_E \cdot \mu_E = 0$  for all  $\mathbf{v} \in \mathbf{W}_h$  and all  $E \in \mathcal{E}_h^I$ .*

Owing to Lemma 1  $[[\mathbf{v}]]_{T,E} = [[\mathbf{v} - (\mathbf{v} \cdot \mu_E) \mu_E]]_E$  is the tangential jump across  $E \in \mathcal{E}_h$ .

*Example 1.* Examples of  $\mathbf{H}(\text{div})$ -conforming FEM are given in [1]. On simplicial grids one can apply Raviart-Thomas (RT) or Brezzi-Douglas-Marini (BDM) spaces

$$\text{RT}_k = \{\mathbf{w}_h \in \mathbf{H}_{\Gamma_0}(\text{div}; \Omega) : \mathbf{w}_h|_K \in \mathbb{P}_k(K) \oplus x \mathbb{P}_k(K) \forall K \in \mathcal{T}_h\}, \quad k \in \mathbb{N}_0 \quad (12)$$

$$\text{BDM}_k = \{\mathbf{w}_h \in \mathbf{H}_{\Gamma_0}(\text{div}; \Omega) : \mathbf{w}_h|_K \in \mathbb{P}_k(K) \forall K \in \mathcal{T}_h\}, \quad k \in \mathbb{N}. \quad (13)$$

On quadrilateral meshes, local Raviart-Thomas (RT) elements of degree  $k \in \mathbb{N}_0$  are  $\text{RT}_k(K) = (\mathbb{P}_{k+1,k}(K), \mathbb{P}_{k,k+1}(K))^t, d = 2$ . For  $d = 3$ , one has similarly  $\text{RT}_k(K) = (\mathbb{P}_{k+1,k,k}(K), \mathbb{P}_{k,k+1,k}(K), \mathbb{P}_{k,k,k+1}(K))^t$ .  $\square$

Let  $\mathbf{w}_h \in \mathbf{W}_h \subset \mathbf{H}(\text{div}; \Omega)$  with  $\mathbf{W}_h \in \{\text{RT}_k, \text{BDM}_k\}$ . The spaces  $\mathbf{W}_h \not\subset [H^1(\Omega)]^d$  are not  $[H^1(\Omega)]^d$ -stable, hence not directly applicable to the Navier-Stokes problem. As a remedy, we modify the diffusion bilinear form  $a$  using a symmetric interior penalty (SIP) dGFEM-approach with the broken gradient  $\nabla_h \mathbf{v} := \nabla(\mathbf{v}|_K)$ : For sufficiently smooth  $\mathbf{u} \in [H^s(\Omega)]^d, s > \frac{3}{2}$ , we define by adding two consistent terms

$$\begin{aligned}
a_h(\mathbf{u}, \mathbf{w}_h) &:= \int_{\Omega} \nabla_h \mathbf{u} : \nabla_h \mathbf{w}_h \, dx + \sum_{E \in \mathcal{E}_h} \sigma h_E^{-1} \int_E |[\mathbf{u}]_t| [\mathbf{w}]_t \, ds \\
&\quad - \sum_{E \in \mathcal{E}_h} \int_E (\{\{\nabla_h \mathbf{u} \cdot \boldsymbol{\mu}_E\}\} [\mathbf{w}_h]_t + \{\{\nabla_h \mathbf{w}_h \cdot \boldsymbol{\mu}_E\}\} [\mathbf{u}]_t) \, ds \quad \forall \mathbf{w}_h \in \mathbf{W}_h
\end{aligned} \tag{14}$$

with  $h_E := \text{diam}(E)$  and parameter  $\sigma > 0$  (to be chosen according to next lemma).

Define the following discrete  $H^1$ -norms  $\|\mathbf{w}\|_{1,h}$  and  $\|\mathbf{w}\|_{1,h,*}$

$$\|\mathbf{w}\|_{1,h}^2 := \sum_{K \in \mathcal{T}_h} \|\nabla \mathbf{w}\|_{L^2(K)}^2 + \sum_{E \in \mathcal{E}_h} h_E^{-1} \|[\mathbf{w}]_\tau\|_{L^2(E)}^2, \tag{15}$$

$$\|\mathbf{w}\|_{1,h,*}^2 := \|\mathbf{w}\|_{1,h}^2 + \sum_{E \in \mathcal{E}_h} h_E \|\{\{\nabla_h \mathbf{w} \cdot \boldsymbol{\mu}_E\}\}\|_{L^2(E)}^2. \tag{16}$$

**Lemma 2.** [2] *There exists constant  $\sigma_0$  (depending only on  $k$  and on shape regularity of  $\mathcal{T}_h$ ) s.t. for  $\sigma \geq \sigma_0$  one has:*

$$a_h(\mathbf{w}_h, \mathbf{w}_h) \geq \frac{1}{2} \|\mathbf{w}_h\|_{1,h}^2 \quad \forall \mathbf{w}_h \in \mathbf{W}_h, \tag{17}$$

$$a_h(\mathbf{v}, \mathbf{w}_h) \leq C \|\mathbf{v}\|_{1,h,*} \|\mathbf{w}_h\|_{1,h} \quad \forall \mathbf{w}_h \in \mathbf{W}_h \text{ and } \mathbf{v} \in [H^s(\Omega)]^d, s > \frac{3}{2}. \tag{18}$$

**Lemma 3.** [1] *RT- and BDM-spaces, together with appropriate discrete spaces  $Q_h$*

$$\begin{aligned}
\mathbf{W}_h &= RT_k \text{ with } Q_h := \{q_h \in L^2(\Omega) : q_h|_K \in \mathbb{P}_k(K) \forall K \in \mathcal{T}_h\} \quad \text{and} \\
\mathbf{W}_h &= BDM_k \text{ with } Q_h := \{q_h \in L^2(\Omega) : q_h|_K \in \mathbb{P}_{k-1}(K) \forall K \in \mathcal{T}_h\}
\end{aligned}$$

*form inf-sup stable pairs w.r.t. discrete  $H^1$ -norm:*

$$\exists \beta_h \geq \beta_0 > 0 \text{ s.t. } \inf_{q_h \in Q_h \setminus \{0\}} \sup_{\mathbf{w}_h \in \mathbf{W}_h \setminus \{0\}} \frac{(\nabla \cdot \mathbf{w}_h, q_h)_\Omega}{\|\mathbf{w}_h\|_{1,h} \|q_h\|_{L^2(\Omega)}} \geq \beta_h. \tag{19}$$

*By construction  $\nabla \cdot \mathbf{W}_h = Q_h$ , these spaces are globally pointwise divergence-free:*

$$\{\mathbf{w}_h \in \mathbf{W}_h : (\nabla \cdot \mathbf{w}_h, q_h)_\Omega = 0 \forall q_h \in Q_h\} = \{\mathbf{w}_h \in \mathbf{W}_h : \nabla \cdot \mathbf{w}_h = 0\}. \tag{20}$$

For an exactly divergence-free field  $\mathbf{b} \in [L^\infty(\Omega)]^d \cap \mathbf{H}(\text{div}; \Omega)$  we modify the convective term  $c$  as in [2] by

$$\begin{aligned}
c_h(\mathbf{b}; \mathbf{u}, \mathbf{v}) &:= \sum_{K \in \mathcal{T}_h} ((\mathbf{b} \cdot \nabla) \mathbf{u}, \mathbf{v})_K \\
&\quad - \sum_{E \in \mathcal{E}_h^i} ((\mathbf{b} \cdot \boldsymbol{\mu}_E)([\mathbf{u}], \{\{\mathbf{v}\}\}))_E + \frac{1}{2} \sum_{E \in \mathcal{E}_h^i} ((\mathbf{b} \cdot \boldsymbol{\mu}_E([\mathbf{u}], [\mathbf{v}])))_E.
\end{aligned} \tag{21}$$

The first right-hand side terms corresponds to the standard form of the convective term. The last two facet terms, the *upwind* discretization, are consistent perturba-

tions of the standard form of the convective term for  $\mathbf{u}, \mathbf{v} \in \mathbf{X}$ . The impact of these terms is included in the jump semi-norm  $|\mathbf{v}|_{\mathbf{b}, \text{upw}}$  defined via

$$|\mathbf{v}|_{\mathbf{b}, \text{upw}}^2 := \frac{1}{2} \sum_{E \in \mathcal{E}_h^i} |\mathbf{b} \cdot \boldsymbol{\mu}_E| \|[\![\mathbf{v}]\!] \|_{L^2(E)}^2. \quad (22)$$

In case of exactly divergence-free fields  $\mathbf{b}$ , one has  $c_h(\mathbf{b}; \mathbf{v}, \mathbf{v}) = |\mathbf{v}|_{\mathbf{b}, \text{upw}}^2$ .

We consider now the  $\mathbf{H}(\text{div})$ -conforming dGFEM for the transient Navier-Stokes problem (5)-(7) with  $\mathbf{f} \in L^2(0, T; \mathbf{H})$ . Combining the SIP-form of the diffusive term and the upwind-discretization of the convective term, one obtains:

Find  $(\mathbf{u}_h, p_h) : (0, T) \rightarrow \mathbf{W}_h \times Q_h$  with  $\mathbf{u}_h(0) = \mathbf{u}_{0,h}$  s.t. for all  $(\mathbf{v}_h, q_h) \in \mathbf{W}_h \times Q_h$ :

$$(\partial_t \mathbf{u}_h, \mathbf{v}_h)_{\mathbf{H}} + \nu a_h(\mathbf{u}_h, \mathbf{v}_h) + c_h(\mathbf{u}_h; \mathbf{u}_h, \mathbf{v}_h) + b(p_h, \mathbf{v}_h) = (\mathbf{f}, \mathbf{v}_h)_{\mathbf{H}}, \quad (23)$$

$$-b(q_h, \mathbf{u}_h) = 0. \quad (24)$$

All computations have been done using a hybridized variant of (23)-(24) implemented in the high-order software package NGSolve [9].

We will consider method (23)-(24) as tool for implicit large-eddy-simulation (ILES) in two limit cases: i) decaying turbulence in periodic 2D and 3D domains (see Sec. 2) and ii) wall bounded flow in a 3D-channel (see Sec. 3).

## 2 Decaying 2D- and 3D-turbulent flows

### 2.1 Stability and error analysis for decaying flows

Consider now decaying flows, i.e. we consider problem (23)-(24) with  $\mathbf{f} \equiv \mathbf{0}$ . Using the mesh-dependent expressions (15) and (22) and setting  $\mathbf{v}_h = \mathbf{u}_h$  in the semidiscrete problem (23)-(24), one obtains with  $\|\mathbf{v}\|_e^2 := a_h(\mathbf{v}, \mathbf{v})$  the balance

$$\frac{d}{dt} \left( \frac{1}{2} \|\mathbf{u}_h(t)\|_{L^2(\Omega)}^2 \right) + \nu \|\mathbf{u}_h(t)\|_e^2 + |\mathbf{u}_h(t)|_{\mathbf{u}_h, \text{upw}}^2 = 0. \quad (25)$$

This implies existence of  $(\mathbf{u}_h, p_h)$  and bounds for kinetic and dissipation energies:

$$\frac{1}{2} \|\mathbf{u}_h(t)\|_{L^2(\Omega)}^2 \leq \frac{1}{2} \|\mathbf{u}_{0,h}\|_{L^2(\Omega)}^2 \exp(-\nu t / C_F^2), \quad (26)$$

$$\int_0^t \left( \frac{\nu}{2} \|\mathbf{u}_h(\tau)\|_e^2 + |\mathbf{u}_h(\tau)|_{\mathbf{u}_h, \text{upw}}^2 \right) d\tau \leq \frac{1}{2} \|\mathbf{u}_{0,h}\|_{L^2(\Omega)}^2. \quad (27)$$

In case of smooth velocity with  $\mathbf{u} \in L^1(0, T; [W^{1,\infty}(\Omega)]^d)$ , we obtain the following pressure-robust and *Re*-semi-robust error estimate.

**Theorem 1.** [10] Let  $\mathbf{u} \in L^2(0, T; \mathbf{H}^{\frac{3}{2}+\varepsilon}(\Omega))$ ,  $\varepsilon > 0$ ,  $\nabla \mathbf{u} \in L^1(0, T, [L^\infty(\Omega)]^d)$  and  $\mathbf{u}_h(0) = \pi_S \mathbf{u}_0$  with Stokes projector  $\pi_S \mathbf{u}$ , i.e.  $a_h(\mathbf{u} - \pi_S \mathbf{u}, \mathbf{v}_h) = 0 \forall \mathbf{v}_h \in \mathbf{W}_h$ ; then:

$$\begin{aligned} & \frac{1}{2} \|\mathbf{u}_h - \pi_S \mathbf{u}\|_{L^\infty(0,T;L^2(\Omega))}^2 + \int_0^T \left[ \frac{\nu}{2} \|\mathbf{u}_h - \pi_S \mathbf{u}\|_{1,h}^2 + |\mathbf{u}_h - \pi_S|_{\mathbf{u}_h, upw}^2 \right] d\tau \\ & \leq e^{G_{\mathbf{u}}(T)} \int_0^T \left[ \|\partial_t \eta\|_{L^2(\Omega)}^2 + \|\mathbf{u}\|_{L^\infty(\Omega)} \|\nabla_h \eta\|_{L^2(\Omega)}^2 + h^{-2} \|\nabla \mathbf{u}\|_{L^\infty(\Omega)} \|\eta\|_{L^2(\Omega)}^2 \right] d\tau \end{aligned}$$

with  $\eta := \mathbf{u} - \pi_S \mathbf{u}$  and Gronwall factor

$$G_{\mathbf{u}}(T) := T + \|\mathbf{u}\|_{L^1(0,T;[L^\infty(\Omega)]^d)} + C \|\nabla \mathbf{u}\|_{L^1(0,T;[L^\infty(\Omega)]^d)}.$$

The vorticity equation for  $\omega := \nabla \times \mathbf{u}$  describes the dynamics of decaying flows:

$$\partial_t \omega + \mathbf{u} \cdot \nabla \omega - \nu \Delta \omega = \omega \cdot \nabla \mathbf{u}, \quad \nabla \cdot \omega = 0. \quad (28)$$

The vortex stretching term  $\omega \cdot \nabla \mathbf{u}$  vanishes for  $d = 2$  which leads to a completely different behavior for  $d = 2$  and  $d = 3$ .

## 2.2 Decaying 2D-turbulent flow

Consider the following 2D-turbulent flow problem with a unique solution of (5)-(7).

*Example 2.* 2D-lattice flow

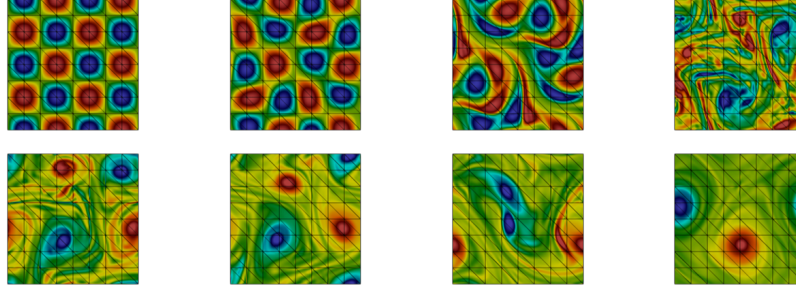
Consider on  $\Omega = (-1, 1)^2$  the following solution of the steady Euler model ( $\nu = 0$ )

$$\mathbf{u}_0(x) = (-\Psi_{x_2}(x), \Psi_{x_1}(x))^t, \quad \Psi(x) := \frac{1}{2\pi} \sin(2\pi x_1) \cos(2\pi x_2).$$

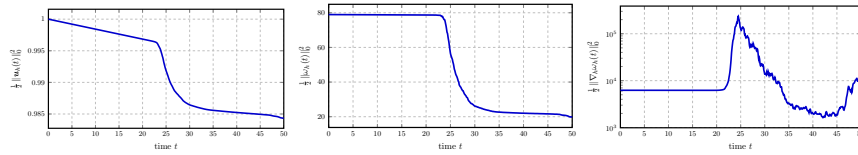
The initial vorticity  $\omega_0 = \nabla \times \mathbf{u}_0$  is shown in Fig. 1 for  $t = 0$ . The Taylor cells  $\mathbf{u}(t, x) = \mathbf{u}_0(x) e^{-4\pi^2 \nu t}$  are the (unique!) solution of the transient Navier-Stokes model. For this very smooth solution, a high-order FEM is preferable.

This is a generalized Beltrami flow, since  $(\mathbf{u} \cdot \nabla) \mathbf{u} = -\nabla p$ . Due to pressure-robustness, a linearization via dropping  $(\mathbf{u} \cdot \nabla) \mathbf{u}$  preserves the *coherent* structures of the initial solution [4]. For order  $k = 8$  and  $h = \frac{1}{4}$ , Fig. 1 shows snapshots of the discrete vorticity on the time interval  $0 \leq t \leq T = 50$  for  $\nu = 10^{-6}$ . We observe a self-organization of vortical structures which deviates from the unique solution.

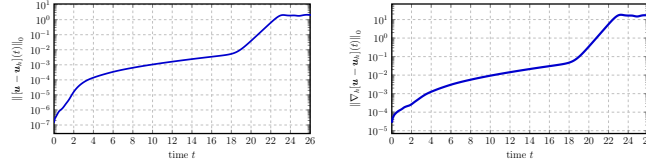
Consider now the behavior of the kinetic energy  $\frac{1}{2} \|\mathbf{u}_h\|_{L^2(\Omega)}^2$ , enstrophy  $\frac{1}{2} \|\omega_h\|_{L^2(\Omega)}^2$  and palinstrophy  $\frac{1}{2} \|\nabla_h \omega_h\|_{L^2(\Omega)}^2$  for  $0 \leq t \leq 50$ , see Fig. 2. Around  $t = 22.0$  the solution deviates from coherent structures of the exact solution, also visible in the strong reduction of the amplitude of the kinetic energy. The exponential growth of the  $L^2$ - and  $H^1$ -errors of the velocity (according to Thm. 1) is shown in Fig. 3. The initial condition  $\mathbf{u}_0$  of the planar lattice flow induces a flow structure which, due to its saddle point structure, is "dynamically unstable so that small perturbations result in a very chaotic motion" as stated in Majda & Bertozzi [6]. A convincing discussion of self-organization in 2D-flows is given by van Groesen [12].



**Fig. 1** Example 2: Snapshots of vorticity  $\omega_h = \nabla \times \mathbf{u}_h$  of high-order FEM with  $k = 8, N = 8$  with  $t \in \{0, 22, 23, 26\}$  (see first row) and  $t \in \{30, 35, 40, 50\}$  (see second row)



**Fig. 2** Example 2: Temporal development of kinetic energy, enstrophy and palinstrophy



**Fig. 3** Example 2: Error plots of high-order FEM for  $\nu = 10^{-6}$ ,  $k = 8$ ,  $N = 8$ ,  $\Delta t = 10^{-3}$

Note that the preservation of the coherent structures (of the unique solution) can be extended in time by higher order  $k$  and/or  $h$ -refinement. Moreover, compared to standard mixed non-pressure-robust FEM, the application of pressure-robust FEM leads to much longer existence of such structures, see [4].  $\square$

*Remark 1.* (i) A similar behavior of 2D-decaying turbulent flows is known for the 2D Kelvin-Helmholtz instability. We refer to careful numerical studies in [11].

(ii) The smallest scales depend on  $d$ . For  $d = 3$ , one has Kolmogorov-length  $\lambda_{3D} \approx LRe^{-3/4}$  whereas for  $d = 2$ , the Kraichnan-length is  $\lambda_{2D} \approx LRe^{-1/2}$ . As conclusion, a direct numerical simulation (DNS) of 2D-flows at  $Re \gg 1$  is much more realistic than in 3D, see [5].  $\square$

### 2.3 Decaying 3D-turbulent flows

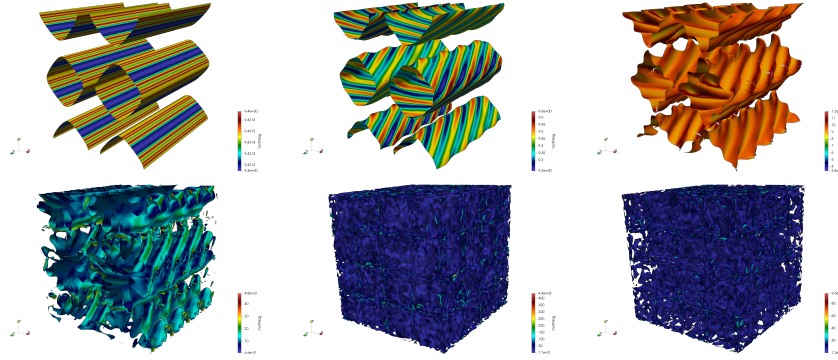
From the vorticity equation (28) we concluded a completely different behavior of high Re-number flows for  $d = 3$  as compared to  $d = 2$ . The following example highlights the effect of vortex stretching term  $(\omega \cdot \nabla)\mathbf{u}$ .

*Example 3.* 3D-lattice flow

Consider the exact solution of the transient incompressible Navier-Stokes problem

$$\mathbf{u}(t, x) = \mathbf{u}_0(x)e^{-4\pi^2\nu t}, \quad \mathbf{u}_0(x_1, x_2) = (-\Psi_{x_2}, \Psi_{x_1}, \sqrt{2}\Psi)^t(x_1, x_2)$$

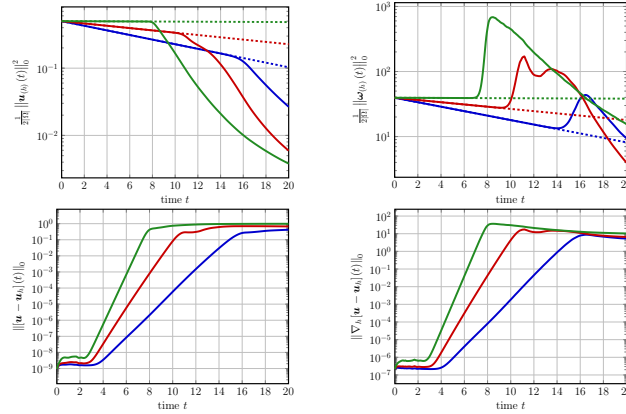
in  $\Omega = (0, 1)^3$  with stream function  $\Psi$  as in Example 2, with  $\mathbf{f} = \mathbf{0}$  and  $\frac{1}{\nu} = 2,000$ . This problem can be seen as 3D-extension of the 2D-lattice flow [6].



**Fig. 4** Example 3: Transition to decaying homogeneous isotropic 3D-turbulence: 5.0 isocontour of Q-criterion, colored with vorticity at  $t \in \{0.0, 6.5, 7.0, 7.5, 10.0, 20.0\}$

The snapshots of the solution in Fig. 4 show that until  $t \approx 6$ , the numerical method tries to preserve the 2D-behavior of the 2D-lattice flow. This can be seen from the "vortex tubes" (presented by the 5.0-isocontour of the so-called Q-criterion, colored with vorticity). Then the vortex stretching starts to deform the vortex tubes until  $t = 7.5$ . Later on, i.e. around  $t = 10$ , there starts the eddy-breakdown in the inertial range. Here we observe the transition to *homogeneous isotropic* turbulence. Finally, in Fig. 5, we consider the influence of the Reynolds number for  $\frac{1}{\nu} \in \{2000, 4000, 10000\}$ . We apply again the high-order H(div)-dGFEM (here with  $k = 8, h = \frac{1}{8}$ ). In the first row, one observes the strongly decaying kinetic energy and the effect of vortex stretching in the (scaled) dissipation rate in time.

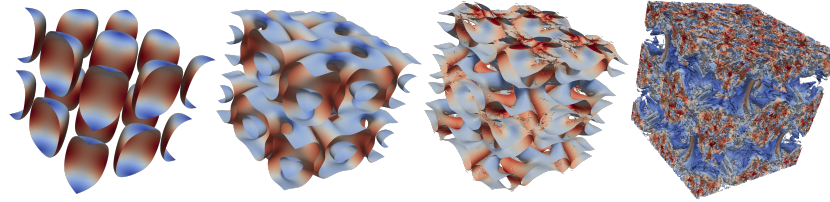
The solution is still a Beltrami flow since  $(\nabla \times \mathbf{u}) \times \mathbf{u} = \mathbf{0}$ . Thus a linearization via  $p \mapsto P := p + \frac{1}{2}|\mathbf{u}|^2$  would retain *coherent* structures as in 2D. This corresponds to the formal exact solution, see dashed lines. Solid lines correspond to the discrete solutions with  $k = 8$  and  $h = \frac{1}{8}$ . The deviation of the discrete solution from the (formal) exact solution starts earlier for increasing Reynolds number. On the other



**Fig. 5** Example 3. First row:  $t$ -dependent kinetic energy and enstrophy, Second row:  $t$ -dependence of errors in  $L^2$  and  $H^1$ , Legend:  $\frac{1}{\nu} = 2.0 \times 10^3$ ,  $\frac{1}{\nu} = 4.0 \times 10^3$ ,  $\frac{1}{\nu} = 1.0 \times 10^5$

hand, the deviation can be shifted to larger times if the FEM-order  $k$  is increased and/or an  $h$ -refinement is performed.

In the second row of Fig. 5, we consider the  $L^2$ - and  $H^1$ -errors for  $\mathbf{u} - \mathbf{u}_h$ . According to the estimate in Thm. 1, one observes the exponential behavior of both errors in time. This again indicates that, after a certain time, the discrete solution deviates from the (formal) exact solution.



**Fig. 6** Example 4. Behavior like decaying homogeneous isotropic 3D-turbulence: 0.1-isocontour of Q-criterion, colored with velocity at  $t \in \{0.0, 2.0, 4.0, 9.0\}$

*Example 4.* 3D-Taylor-Green vortex at  $Re = 1600$

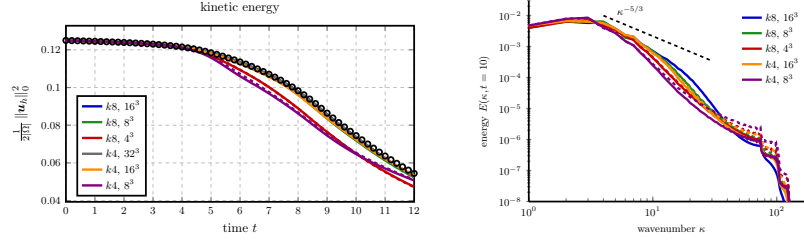
A typical LES-benchmark is the 3D-Taylor-Green vortex problem at  $Re = \frac{UL}{\nu} = 1600$  with  $\mathbf{f} = \mathbf{0}$  and initial condition

$$\mathbf{u}_0(x) = U \left( \sin \frac{x_1}{L} \cos \frac{x_2}{L} \cos \frac{x_3}{L}, -\cos \frac{x_1}{L} \sin \frac{x_2}{L} \cos \frac{x_3}{L}, 0 \right)^t.$$

As in the previous example we observe the breakdown of large eddies into smaller and smaller eddies, see Fig. 6. This indicates that the typical behavior of *homogeneous isotropic turbulence* develops already for this relative small Reynolds number



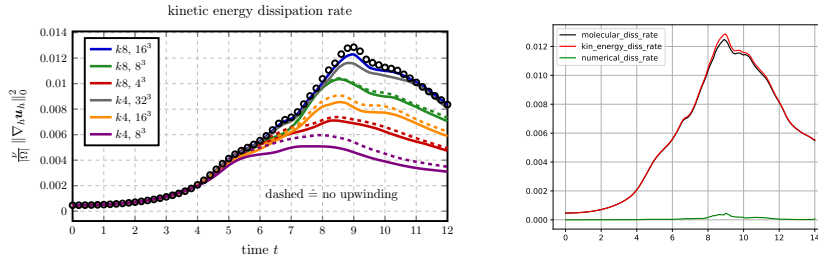
$Re = 1600$  where we set  $U = L = 1$ .



**Fig. 7** Example 4. Left: Temporal development of kinetic energy for 3D-Taylor-Green vortex at  $Re = 1600$  for different values of order  $k$  and  $N = 1/h$ ; Right: Spectrum of kinetic energy at  $t = 10$  for different values of  $k$  and  $h = 1/N$

Consider now the temporal development of kinetic energy resp. the  $L^2$ -energy spectrum, see Fig. 7. For  $\mathbf{f} = \mathbf{0}$ , we found in Subsec. 3.1 a weak exponential decay of kinetic energy according to (26). As reference solution serves the solution of a spectral method with  $512^3$  grid points (ooo). For increasing values of FEM-order  $k$  and/or increasing spatial resolution (via refinement of  $h = 1/N$ ), we observe grid convergence for the kinetic energy, see Fig. 7 (left).

In Fig. 7 (right) we plot the spectra of the kinetic energy at  $t = 10$  for different values of  $k$  and  $h = 1/N$ . In particular, no pile-up of the spectra for large wave numbers  $k$  occurs. The Kolmogorov rate of  $E(k) = \mathcal{O}(k^{-5/3})$  is not reached since  $Re = 1600$  is too small but will be reached at larger values of  $Re$ .



**Fig. 8** Example 4. Left: Temporal development of energy dissipation rate for Taylor-Green vortex at  $Re = 1600$  for different values of order  $k$  and  $N = 1/h$ ; Right: Balance of dissipation rates

Consider now the temporal development of the kinetic energy dissipation rate for which we obtained estimate (27). This quantity is much harder to approximate. For increasing values of FEM-order  $k$  and/or increasing resolution (via refinement of  $h = 1/N$ ), we observe nearly convergence for the energy dissipation rate. In particular, we find that upwind stabilization (see solid lines) decreases the energy dissipation rate on the coarser grids, see Fig. 8 (left).

Finally, consider the balance of dissipation rates according to

$$\frac{d}{dt} \left( \frac{1}{2} \|\mathbf{u}_h(t)\|_{L^2(\Omega)}^2 \right) + \nu a_h(\mathbf{u}_h(t), \mathbf{u}_h(t)) + |\mathbf{u}_h(t)|_{\mathbf{u}_h, \text{upw}}^2 = 0.$$

The results are plotted for a relatively fine resolution with order  $k = 8$  and  $h = 1/N = 1/16$ . This corresponds to  $128^3$  grid points. We observe a very good agreement between molecular dissipation rate  $\nu \|\nabla_h \mathbf{u}_h\|_{L^2(\Omega)}^2$  and kinetic energy dissipation rate  $\frac{d}{dt} \left( \frac{1}{2} \|\mathbf{u}_h(t)\|_{L^2(\Omega)}^2 \right)$ , since the numerical dissipation rate (stemming from SIP penalty and upwinding) reaches not more than 3% of the other rates around the peak rate of molecular dissipation rate, see Fig. 8 (right).


Please note that no explicit turbulence modeling has been applied. The price for such results is the H(div)-dGFEM simulation with around  $9 \times 10^6$  unknowns.

### 3 Wall-bounded flow

For wall-bounded turbulent flows, one striking problem is the presence of strong boundary layers, e.g. at walls. Another problem is to apply a splitting  $\mathbf{u}_{(h)} = \langle \mathbf{u}_{(h)} \rangle + \mathbf{u}'_{(h)}$  of the solution into an averaged velocity with some filter  $\langle \cdot \rangle$  and fluctuations.

*Example 5.* 3D channel flow

Fig. 9 (left) presents a laminar channel flow with a uniquely defined determinis-



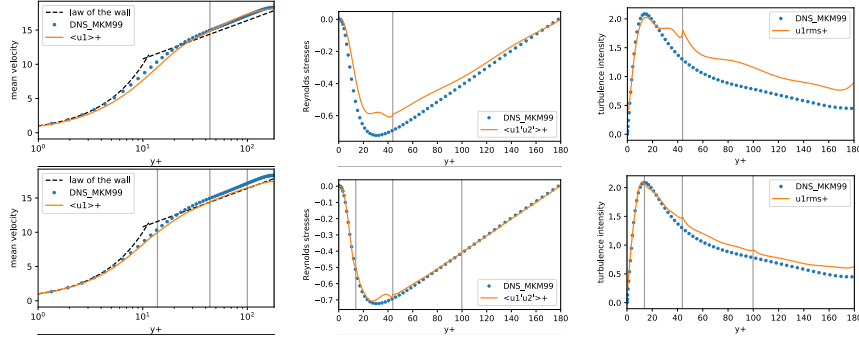
**Fig. 9** 3D channel flow: Laminar flow (left), Turbulent  $Re_\tau = 180$ -flow (right)

tic solution. A snapshot of the turbulent channel flow at  $Re_\tau = 180$  is shown on the right. The latter is slightly above the transition from laminar to turbulent flow. The chaotic solution of turbulent channel flow can be averaged in time and in  $x_1$ - and  $x_3$ -directions. One obtains, after a certain time of averaging, a relatively simple structure of the flow with  $\langle u_1 \rangle = \langle u_1 \rangle(x_2)$ .

Prandtl's boundary layer theory leads to the so-called *law of-the-wall*, visible in Fig. 10. The mean viscous stress at the wall, the *wall-shear stress*, is  $\tau_W = \nu \partial_{x_2} \langle u_1 \rangle|_{x_2=0}$ . An appropriate velocity resp. length-scale in the near-wall region are the friction velocity  $U_\tau = \sqrt{\tau_W}$  resp.  $\eta_\nu = \nu / \sqrt{\tau_W} = \nu / U_\tau$ . The friction-based Reynolds number is defined as  $Re_\tau = U_\tau H / \nu$  with channel half width  $H$ . The layer can be characterized via the non-dimensional distance from wall in wall units  $x_2^+ = x_2 / \eta_\nu = U_\tau x_2 / \nu$ . It is characterized by the viscous wall region  $x_2^+ < 50$  with

dominance of molecular viscosity, including the steep *viscous sublayer* at the wall with  $x_2^+ < 5$ , and by the outer layer with  $x_2^+ > 50$ .

The standard approach to resolve boundary layers is to use a (strongly) anisotropic mesh with refinement towards the wall(s). Very recent results with a  $L^2$ -based dGFEM-code by Fehn et al. [3] indicate that a strong anisotropic  $h$ -refinement can be relaxed to a (very) coarse  $h$ -mesh if higher-order FEM are applied. It turns out that for such (highly) under-resolved turbulent flows a "medium order" ( $k = 4, \dots, 8$ ) is most efficient. Another point is that a purely numerical approach to stabilization is applied, i.e. no physical LES or VMS model is used.



**Fig. 10** 3D Channel flow at  $Re_\tau = 180$  with ILES: First row:  $k = 3, N = 4$ , Second row:  $k = 3, N = 8$ ; Left: Mean profile  $U^+$ , Middle: Reynolds stress  $\langle u_1' u_2' \rangle^+$ , Right: rms turbulence intensity  $u_{RMS}^+$

Fig. 10 shows results for the H(div)-dGFEM for the channel flow at  $Re_\tau = 180$ . It turns out that a method of order  $k = 2$  is not sufficient, but  $k = 3$  provides good results. Very coarse grids with  $N = 4$  resp.  $N = 8$  elements in each  $x_i$ -direction with slightly anisotropic refinement in  $x_2$ -direction towards the wall (indicated by vertical lines in Fig. 10) are used.

No explicit physical LES model is applied. In the ILES approach only numerical dissipation (basically from SIP and upwind) is used. The results for the averaged mean profile of  $U^+$ , the Reynolds stress component  $\langle u_1' u_2' \rangle^+$  and the rms turbulence intensity values  $u_{RMS}^+$ , compared to the DNS-data by Moser et al. [7], are surprisingly good on this very coarse grids with  $12^3$  resp.  $24^3$  grid points.  $\square$

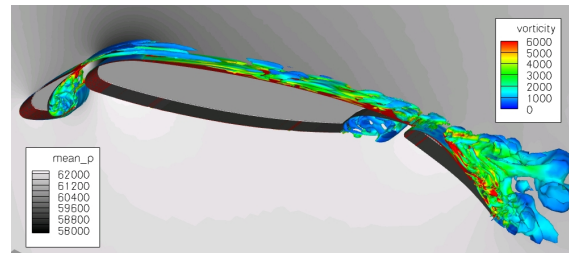
Results in [3] indicate that such approach is also possible for larger values of  $Re_\tau$ .

## 4 Outlook

The following features of H(div)-dGFEM are exploited in the numerical simulation of turbulent flows via implicit LES for incompressible Navier-Stokes flows:

- *Minimal stabilization*: Numerical dissipation may only result from the SIP term for the diffusive term  $a_h$  and upwind term in  $c_h$ .

- *Simple form of convective form:* There is no need to modify the convective term  $c_h$  since an exactly divergence-free FEM has a clean energy balance *a priori*.
- *Pressure robustness:* H(div)-conforming FEM have the relevant property that changing source term  $\mathbf{f}$  to  $\mathbf{f} + \nabla \psi$  changes the solution  $(\mathbf{u}_h, p_h)$  to  $(\mathbf{u}_h, p_h + \psi)$ .
- *Re-semi-robust error estimates:* Right-hand-side terms of the error estimate, see Thm. 1, including the Gronwall-term do not explicitly depend on  $1/\nu$ .



**Fig. 11** Complex flow around three-element high-lift airfoil

We considered an ILES approach to simple turbulent flows with very reasonable results. Turbulent flows in practice are clearly much more complex. A challenge is the flow around a high-lift airfoil, see Fig. 11, with complicated interplay of attached laminar and turbulent layers, separation, vortex structures etc. For a careful numerical study of such flows see [8]. A full DNS is still unfeasible. It would be of strong interest to develop new numerical concepts for such complex flows which clearly go beyond the limit cases (homogeneous isotropic turbulence and turbulent channel flows) under consideration. Nevertheless, the proposed ILES approach with high-order and pointwise divergence-free H(div)-dGFEM is a very promising approach. Another important point is that the flow in the previous example is governed by the *compressible* Navier-Stokes model. Many aspects of incompressible flows can be extended to the compressible case, e.g. the approach in boundary layer regions.

## References

1. D. Boffi, F. Brezzi, M. Fortin: *Mixed finite element methods and applications*, Springer, Berlin Heidelberg, 2013.
2. D.A. Di Pietro, A. Ern: *Mathematical aspects of discontinuous Galerkin methods*. Springer Berlin, 2012.
3. N. Fehn, W. Wall, M. Kronbichler: *Robust and efficient discontinuous Galerkin methods for under-resolved turbulent incompressible flows*, *J. Comput. Phys.* 372 (2018), 667-693.
4. N.R. Gauger, A. Linke, P.W. Schroeder: *On high-order pressure-robust space discretisations, their advantages for incompressible high Reynolds number generalised Beltrami flows and beyond*. *arXiv:1808.10711v1 [math.NA]* 31 Aug 2018
5. V. John: *Finite element methods for incompressible flow problems*. Springer, Cham, 2016.
6. A.J. Majda, A.L. Bertozzi: *Vorticity and Incompressible Flows*, Cambridge Univ. Press 2002.

7. R.D. Moser, J. Kim, N.N. Mansour: *DNS of turbulent channel flows up to  $Re_\tau = 590$* , *Phys. Fluids 11* (1999), 943-945.
8. S. Reuß: *A grid-adaptive algebraic hybrid RANS/LES method*, *Ph.D. thesis, Göttingen 2015*.
9. J. Schöberl: *C++11 implementation of finite elements in NGSolve*. TU Vienna 2014.
10. P.W. Schroeder et al.: *Towards computable flows and robust estimates for inf-sup stable FEM applied to the time-dependent incompressible Navier-Stokes equations*, in: *SeMA* <https://doi.org/10.1007/s40324-018-0157-1> (2018)
11. P.W. Schroeder et al.: *On reference solutions and the sensitivity of the 2D Kelvin-Helmholtz instability problem*. Submitted to CAMWA
12. Van Groesen, E.: *Time-asymptotics and the self-organization hypothesis for 2D Navier-Stokes equation*, *Physica 1438A* (1988), 312-330