

# Lugsail lag windows and their application to MCMC

Dootika Vats\*

James M. Flegal

Department of Statistics

Department of Statistics

University of Warwick

University of California

Coventry CV4 7AL

Riverside, CA 92521

D.Vats@warwick.ac.uk

jflegal@ucr.edu

November 16, 2021

## Abstract

Lag windows are commonly used in the time series, steady state simulation, and Markov chain Monte Carlo literature to estimate the long range variances of estimators arising from correlated data. We propose a new lugsail lag window specifically designed for improved finite sample performance. We use this lag window for batch means and spectral variance estimators in Markov chain Monte Carlo simulations to obtain strongly consistent estimators that are biased from above in finite samples and asymptotically unbiased. This quality is

---

\*Research funded by the National Science Foundation

particularly useful when calculating effective sample size and using sequential stopping rules where they help avoid premature termination. Further, we calculate the bias and variance of lugsail estimators and demonstrate that there is little loss compared to other estimators. We also show mean square consistency of these estimators under weak conditions. Finite sample properties of lugsail estimators are studied in various examples.

## 1 Introduction

Many long run variance estimators used in stationary time series, steady state simulation, and Markov chain Monte Carlo (MCMC) applications include a lag window. This paper proposes lugsail lag windows whose shape resembles the similarly named lugsail (a fore-and-aft, four-cornered sail that is suspended from a spar or yard). The proposed lag window is fast to calculate and general enough to include the Bartlett lag window and Bartlett flat-top lag windows (Anderson, 1971; Politis and Romano, 1995, 1996).

The distinguishing feature of lugsail windows (see Figure 1) is they increase above one before decreasing back down to zero. We are not familiar with other lag windows with this property. Berg and Politis (2009) state “. . . there is no benefit in allowing the window to have values larger than 1.” As we illustrate here, the benefit of values larger than one is they offset downward bias commonly encountered with other lag windows (see e.g. Chien et al.,

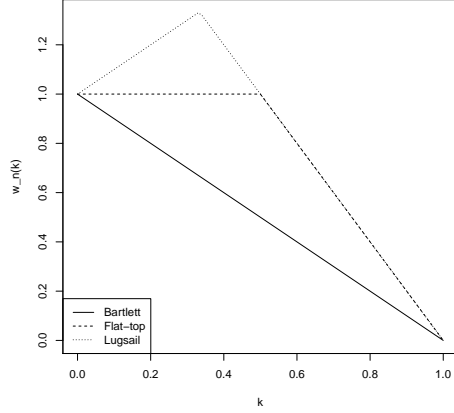


Figure 1: Examples of Bartlett, flat-top, and lugsail lag windows.

1997; Flegal and Jones, 2010; Priestley, 1981), and hence provide more accurate estimates. In short, lugsail windows induce upward bias in finite sample settings, while remaining asymptotically unbiased as long as the truncation point is allowed to increase as the sample size increases.

Let  $\{X_t\}$  be a stationary ergodic process with stationary distribution  $F$  defined on a space  $\mathcal{X}$ . For  $g : \mathcal{X} \rightarrow \mathbb{R}^p$ , interest is in estimating  $\mathbb{E}_F g = \int g(x)F(dx)$ . Let  $\{Y_t\} = \{g(X_t)\}$ , then the ergodic average  $\bar{Y} := n^{-1} \sum_{t=1}^n Y_t \rightarrow \mathbb{E}_F g$  with probability 1 as  $n \rightarrow \infty$ . Quality of  $\bar{Y}$  is assessed by the long run variance,  $\Sigma := \lim_{n \rightarrow \infty} n \text{Var}_F(\bar{Y}) = \sum_{s=-\infty}^{\infty} \text{Cov}_F(Y_1, Y_{1+s})$ .

Most often, spectral variance (SV) methods are used to estimate  $\Sigma$  by weighting and truncating the sample lag covariances. That is, let  $0 < b < n$  be a truncation point,  $w_n(s)$  be a lag window at lag  $s$ , and let  $\hat{R}(s)$  be the sample

lag covariance matrix at lag  $s$ . Then the multivariate SV estimator is,

$$\dot{\Sigma}_b = \sum_{s=-(b-1)}^{b-1} w_n(s) \hat{R}(s). \quad (1)$$

Although  $\dot{\Sigma}_b$  is asymptotically unbiased, it can exhibit significant bias in finite samples. This bias comes from (i) ignoring lag covariances above the truncation point  $b$  and (ii) downweighting lag covariances in the lag window  $w_n(s)$ . The flat-top lag window removes the first-order bias term due to lag windows via cancellation. However, larger order (negative) bias due to the truncation point  $b$  remains unaccounted for. Simply choosing  $b$  close to  $n$  leads to highly undesirable finite sample properties as noted by Priestley (1981) and others. In fact, for strong consistency of  $\dot{\Sigma}_b$ ,  $b$  should be chosen so that both  $b$  and  $n/b$  increase to  $\infty$  as  $n \rightarrow \infty$  (Damerdji, 1991).

For  $r \geq 1$  and  $0 \leq c \ll 1$ , we define the lugsail lag window as

$$w_n(k) = \frac{1}{1-c} \left(1 - \frac{|k|}{b}\right) I(0 \leq |k| \leq b) - \frac{c}{1-c} \left(1 - \frac{|k|}{b/r}\right) I\left(0 \leq |k| \leq \frac{b}{r}\right). \quad (2)$$

When  $c = 0$  or  $r = 1$ , (2) is the Bartlett window and when  $r = 1/c$ , (2) is the general flat-top lag window of Politis and Romano (1995, 1996). The key distinguishing feature of lugsail lag windows is they increase above one until  $b/r$ , before decreasing down to zero. In short, lugsail lag windows propose a simple and novel “overweighting” of the initial lag covariances, which offsets some (if not all) of the small order bias terms in small runs while retaining

asymptotic unbiasedness, mean square consistency, and strong consistency.

Downward biased long run variance estimators critically impact sequential stopping rules for computer-generated data (e.g. steady state and MCMC simulations). In these settings, simulation is terminated when  $\Sigma/n$  is relatively small and downward bias causes early termination of simulation and under-coverage of confidence regions. An incomplete list of finite sample MCMC simulations exhibiting this phenomenon is Flegal et al. (2008), Gong and Flegal (2016), and Jones et al. (2006).

Other asymptotically conservative estimators of  $\Sigma$  have been proposed by Dai and Jones (2017), Geyer (1992), and Kosorok (2000). However, these estimators are computationally intensive and retain significant asymptotic bias by design. Multivariate SV estimators also require significant computational effort compared to the multivariate batch means (BM) estimator of Chen and Seila (1987) and weighted BM estimators of Liu and Flegal (2018b).

We consider lugsail lag windows in SV and weighted BM estimators where we derive variance and bias expressions. Our results focus on Markov chains, but generalize to steady state simulations (see e.g. Damerджи, 1995). Our bias results significantly weaken existing conditions, that is, we require only polynomial ergodicity and a little over two finite moments of  $g$ , instead of uniform ergodicity and twelve finite moments. Further, results for the lugsail BM estimator yield an expression of bias and variance for the multivariate BM estimator. This alone is a significant contribution since it proves mean

square consistency for the traditional multivariate BM estimator, a problem only addressed in the univariate case under stronger assumptions (Damerdji, 1995; Flegal and Jones, 2010; Song and Schmeiser, 1995).

Lugsail estimators can be expressed as a linear combination of strongly consistent estimators. This observation yields strong consistency of lugsail estimators, a necessary condition for asymptotic validity of sequential stopping rules (Glynn and Whitt, 1992). Unfortunately, this form can lead to estimators that are not positive-definite in finite samples. We propose a slight modification ensuring positive-definiteness which retains the large sample properties. Our proposed solution is applicable for BM, weighted BM, and SV estimators, which are also not necessarily positive-definite in finite samples. This issue has not been addressed previously, since under strong consistency, the estimators yield positive-definite estimators as  $n \rightarrow \infty$ .

We illustrate the finite sample properties of lugsail BM estimators in three examples. First, we consider the autoregressive process of order 1 where we illustrate lugsail estimators yield closer to nominal coverage probabilities than BM and weighted BM. Our second example implements a Bayesian probit regression with the lupus data from van Dyk and Meng (2001). Again the lugsail estimators provide larger coverage probabilities, especially in small sample settings. Finally we consider a Bayesian dynamic spatial-temporal model where, due to the large lag covariances, the BM estimator significantly underestimates  $\Sigma$ . The lugsail estimator in this case, improves on the

weighted BM estimator with minimal cost.

## 2 Bias and batch means

Since our focus is on MCMC, we require Markov chain mixing conditions. For  $x \in \mathcal{X}$  and  $A \in \mathcal{B}(\mathcal{X})$ , denote  $P^n(x, A) = \Pr(X_{n+1} \in A \mid X_1 = x)$  as the  $n$ -step transition kernel for the  $F$ -ergodic Markov chain. The chain is polynomially ergodic of order  $\xi > 0$  if there exists an  $M : \mathcal{X} \rightarrow \mathbb{R}^+$  such that  $\mathbb{E}_F M < \infty$  and for all  $x \in \mathcal{X}$

$$\|P^n(x, \cdot) - F(\cdot)\|_{TV} \leq \mathbb{E}_F M n^{-\xi},$$

where  $\|\cdot\|_{TV}$  is the total variation norm. A central limit theorem (CLT) holds under polynomial ergodicity with sufficient moment conditions (Jones, 2004), i.e.

$$\sqrt{n}(\bar{Y} - \mathbb{E}_F g) \xrightarrow{d} N_p(0, \Sigma) \quad \text{as } n \rightarrow \infty. \quad (3)$$

Provided an estimate of  $\Sigma$  is available, (3) can be used to make large sample confidence regions around  $\bar{Y}$ .

Let  $n = ab$ , where  $a$  is the number of batches and  $b$  is the size of each batch. For  $l = 0, 1, \dots, a - 1$ , the mean vector for batch  $l$  of size  $b$  is  $\bar{Y}_l(b) :=$

$b^{-1} \sum_{t=1}^b Y_{lb+t}$ . The multivariate BM estimator is

$$\hat{\Sigma}_b = \frac{b}{a-1} \sum_{l=0}^{a-1} (\bar{Y}_l(b) - \bar{Y})(\bar{Y}_l(b) - \bar{Y})^T, \quad (4)$$

where the subscript  $b$  denotes the batch size used to construct the estimator. Chen and Seila (1987) first introduced the multivariate BM estimator, and it was further used in the works of Charnes (1995), Muñoz and Glynn (2001), and Vats et al. (2017). However, its bias and variance have not been studied outside of the univariate case ( $p = 1$ ).

Let

$$\Gamma = - \sum_{k=1}^{\infty} k [\text{Cov}_F(Y_1, Y_{1+k}) + \text{Cov}_F(Y_1, Y_{1+k})^T].$$

Let the  $ij$ th element of  $\Sigma$ ,  $\Gamma$ , and  $\hat{\Sigma}_b$  be denoted by  $\Sigma_{ij}$ ,  $\Gamma_{ij}$ , and  $\hat{\Sigma}_b^{ij}$ , respectively. We first show the large sample bias for the multivariate BM estimator for a class of ergodic processes, which generalizes Proposition 1 in Song and Schmeiser (1995) who only considered the  $p = 1$  case.

**Theorem 1.** *If for all  $1 \leq i, j \leq p$ ,  $|\Gamma_{ij}| < \infty$ , then,*

$$\text{Bias}(\hat{\Sigma}_b) = \frac{\Gamma}{b} + o\left(\frac{1}{b}\right).$$

*Proof.* Let  $[\text{Var}_F(\bar{Y})]_{ij}$  denote the  $ij$ th element of  $\text{Var}_F(\bar{Y})$ . Using Lemmas 1-3 of Song and Schmeiser (1995),

$$n [\text{Var}_F(\bar{Y})]_{ij} = \Sigma_{ij} + \frac{\Gamma_{ij}}{n} + o(n^{-1}). \quad (5)$$



Using (5),

$$\begin{aligned}
\mathbb{E}_F \left[ \hat{\Sigma}_b^{ij} \right] &= \mathbb{E}_F \left[ \frac{b}{a-1} \sum_{l=0}^{a-1} (\bar{Y}_l^{(i)}(b) - \bar{Y}^{(i)})(\bar{Y}_l^{(j)}(b) - \bar{Y}^{(j)}) \right] \\
&= \frac{ab}{a-1} (\text{Cov}_F(\bar{Y}_1(b)^{(i)}, \bar{Y}_1(b)^{(j)}) - \text{Cov}_F(\bar{Y}^{(i)}, \bar{Y}^{(j)})) \\
&= \frac{ab}{a-1} \left( \Sigma_{ij} \frac{a-1}{ab} + \Gamma_{ij} \frac{(a-1)(a+1)}{a^2 b^2} + o(b^{-1}) \right) \\
&= \Sigma_{ij} + \frac{\Gamma_{ij}}{b} + o\left(\frac{1}{b}\right).
\end{aligned}$$

□

Let  $\|\cdot\|$  denote Euclidean norm. We now provide a specific result for Markov chains. Flegal and Jones (2010) obtain the bias for the univariate case. However, they assume uniform ergodicity and  $\mathbb{E}_F |g|^{12} < \infty$ , both of which are considerably stronger than what we require.

**Theorem 2.** *Suppose  $\mathbb{E}_F \|g\|^{2+\delta} < \infty$  for some  $\delta > 0$ . If  $\{X_t\}$  is a polynomially ergodic Markov chain of order  $\xi > (2 + \epsilon)(1 + 2/\delta)$  for some  $\epsilon > 0$ , then  $|\Gamma_{ij}| < \infty$ , and hence  $\text{Bias}(\hat{\Sigma}_b) = \Gamma/b + o(1/b)$ .*

*Proof.* Let  $S = \{S_n\}$  be a strictly stationary stochastic process on a probability space  $(\Omega, \mathcal{F}, P)$  and set  $\mathcal{F}_k^l = \sigma(S_k, \dots, S_l)$ . Define the  $\alpha$ -mixing coefficients for  $n = 1, 2, 3, \dots$  as

$$\alpha(n) = \sup_{k \geq 1} \sup_{A \in \mathcal{F}_1^k, B \in \mathcal{F}_{k+n}^\infty} |P(A \cap B) - P(A)P(B)|.$$

Since the chain is polynomially ergodic,  $\alpha(n) \leq E_F M n^{-\xi} \leq n^{-(2+\epsilon)(1+2/\delta)} \rightarrow 0$  as  $n \rightarrow \infty$ . In addition, due to Ibragimov and Linnik (1971, Theorem 17.2.2) there exists  $W < \infty$  which depends on the moments of  $Y^{(i)}$  and  $Y^{(j)}$  such that,

$$\left| \text{Cov}_F \left( Y_1^{(i)}, Y_{1+k}^{(j)} \right) \right| \leq W \alpha(k)^{\delta/(2+\delta)} \leq W' k^{-(2+\epsilon)}.$$

So,

$$\begin{aligned} |\Gamma_{ij}| &= \left| \sum_{k=1}^{\infty} k \left[ \text{Cov}_F \left( Y_1^{(i)}, Y_{1+k}^{(j)} \right) + \text{Cov}_F \left( Y_1^{(j)}, Y_{1+k}^{(i)} \right) \right] \right| \\ &\leq \sum_{k=1}^{\infty} k \left[ \left| \text{Cov}_F \left( Y_1^{(i)}, Y_{1+k}^{(j)} \right) \right| + \left| \text{Cov}_F \left( Y_1^{(j)}, Y_{1+k}^{(i)} \right) \right| \right] \\ &\leq \sum_{k=1}^{\infty} 2W' k \cdot k^{-2-\epsilon} < \infty. \end{aligned}$$

□

The diagonals of the bias matrix,  $\Gamma_{ii}$ , are negative in the presence of positive autocorrelation in the  $p$  components of the Markov chain, so that for a fixed  $n$ , on average, the diagonals are underestimated by BM. For  $i \neq j$ ,  $\Gamma_{ij}$  can be positive or negative depending on the cross-correlation in the Markov chain and target distribution. From Dai and Jones (2017, Proposition 1),  $\Gamma$  is negative-definite for reversible Markov chains,  $\det[\text{Bias}(\hat{\Sigma}_b)] \approx \det(\Gamma/b) < 0$ .

Under the assumption of positive autocorrelation, even for non-reversible

Markov chains, the diagonals of  $\hat{\Sigma}_b$  exhibit negative bias, and thus the sum of the eigenvalues exhibit negative bias. In practice, we have found that this is enough to yield a negative determinant bias for the BM estimator. The aim of lugsail lag windows is to offset this negative bias.

Theorems 1 and 2 require  $b \rightarrow \infty$  to ensure the BM estimators are asymptotically unbiased. Our variance expression requires a slightly stronger assumption, which is usually accomplished by setting  $b = \lfloor n^\nu \rfloor$  for  $0 < \nu \leq 1/2$ .

*Assumption 1.* The integer sequence  $b$  is such that  $b \rightarrow \infty$  and  $n/b \rightarrow \infty$  as  $n \rightarrow \infty$ , and both  $b$  and  $n/b$  are nondecreasing.

### 3 Lugsail batch means

By construction, BM does not use a lag window. However, recently Liu and Flegal (2018b) proposed a family of weighted BM estimators that generalizes the BM estimator in (4). For  $k = 1, \dots, b$ , let  $a_k = \lfloor n/k \rfloor$ , then the weighted BM estimator is

$$\hat{\Sigma}_w = \sum_{k=1}^b \frac{1}{a_k - 1} \sum_{l=1}^{a_k-1} k^2 \Delta_2 w_n(k) (\bar{Y}_l(k) - \bar{Y})(\bar{Y}_l(k) - \bar{Y})^T, \quad (6)$$

where  $\Delta_2 w_n(k) = w_n(k-1) - 2w_n(k) + w_n(k+1)$ . Using the Bartlett lag window in (6) gives the BM estimator in (4). We arrive at the lugsail BM estimator,  $\hat{\Sigma}_L$ , by using the lugsail lag window in (6). A straight forward

calculation yields,

$$\hat{\Sigma}_L = \frac{1}{1-c} \hat{\Sigma}_b - \frac{c}{1-c} \hat{\Sigma}_{b/r}, \quad (7)$$

where  $\hat{\Sigma}_b$  and  $\hat{\Sigma}_{b/r}$  are BM estimators with batch sizes  $b$  and  $b/r$ , respectively.

Theorem 2 and (7) provide a bias expression for lugsail BM.

**Theorem 3.** *Under the conditions of Theorem 2,*

$$\text{Bias}(\hat{\Sigma}_L) = \frac{\Gamma}{b} \left( \frac{1-rc}{1-c} \right) + o\left(\frac{1}{b}\right).$$

For positive autocorrelation when  $r > 1/c$ , the lugsail BM yields positive bias. As  $n \rightarrow \infty$ ,  $b \rightarrow \infty$ , and so the bias goes to 0. When  $c = 1/2$  and  $r = 3$ , the positive bias equals the negative bias of the BM estimator.

Strong consistency follows from the continuous mapping theorem. See Vats et al. (2017) for conditions for strong consistency of  $\hat{\Sigma}_b$ .

**Theorem 4.** *If  $\hat{\Sigma}_b \rightarrow \Sigma$  with probability 1 as  $n \rightarrow \infty$ , then  $\hat{\Sigma}_L \rightarrow \Sigma$  with probability 1 as  $n \rightarrow \infty$ .*

We require a strong invariance principle (SIP) to hold for the ergodic process to establish variance of the lugsail BM estimator and show mean square consistency. Let  $B(n)$  be a  $p$ -dimensional standard Brownian motion.

*Assumption 2.* There exists a  $p \times p$  lower triangular matrix  $L$ , a nonnegative increasing function  $\psi$  on the positive integers, a finite random variable  $D$ , and a sufficiently rich probability space  $\Omega$  such that for almost all  $\omega \in \Omega$  and

for all  $n > n_0$ , with probability 1,

$$\left\| \sum_{t=1}^n Y_t - nE_F g - LB(n) \right\| < D(\omega)\psi(n). \quad (8)$$

Here  $L$  is such that  $LL^T = \Sigma$ . A SIP is known to hold for many processes, including regenerative processes,  $\phi$ -mixing, and strongly mixing processes (for discussion see Vats et al., 2018). The results of lugsail estimators hold for processes that satisfy (8), but our interest is in polynomially ergodic Markov chains.

**Theorem 5.** (Vats et al., 2018) *Let  $E_F \|g\|^{2+\delta} < \infty$  for some  $\delta > 0$ . If  $\{X_t\}$  is a polynomially ergodic Markov chain of order  $\xi > (1+\epsilon)(1+2/\delta)$  for some  $\epsilon > 0$ , then Assumption 2 holds with  $\psi(n) = n^{1/2-\lambda}$  for some  $\lambda > 0$  for any initial distribution.*

The following theorem establishes the variance of the lugsail BM estimator, whose proof is in the appendix.

**Theorem 6.** *If Assumptions 1 and 2 hold such that  $ED^4 < \infty$ ,  $E_F \|g^4\| < \infty$  and  $b^{-1}\psi^2(n) \log n \rightarrow 0$  as  $n \rightarrow \infty$ , then*

$$\frac{n}{b} \text{Var} \left( \hat{\Sigma}_L^{ij} \right) = \left[ \frac{1}{r} + \frac{r-1}{r(1-c)^2} \right] (\Sigma_{ij}^2 + \Sigma_{ii}\Sigma_{jj}) + o(1).$$

Theorem 6 provides variance expressions for the BM estimator and the weighted BM estimator with a flat-top window, both of which were unknown

for the multivariate case. Specifically, for BM ( $c = 0$  or  $r = 1$ )

$$\frac{n}{b} \text{Var}(\hat{\Sigma}_b^{ij}) = (\Sigma_{ij}^2 + \Sigma_{ii}\Sigma_{jj}) + o(1),$$

and for weighted BM with a flat-top Bartlett window ( $r = 1/c = 2$ )

$$\frac{n}{b} \text{Var}(\hat{\Sigma}_b^{ij}) = \frac{5}{2} (\Sigma_{ij}^2 + \Sigma_{ii}\Sigma_{jj}) + o(1).$$

These results agree with univariate results of Flegal and Jones (2010) and Liu and Flegal (2018b), respectively; the conditions we require here are weaker.

The variance is an increasing function of both  $c$  and  $r$ . As in Politis and Romano (1995, 1996), we find  $c = 1/2$  yields a reasonable variance of the estimator. We recommend  $r = 3$  to induce finite sample over-bias. Then the ratio of the variances with  $r = 3$ , for weighted BM with the flat-top Bartlett lag window and lugsail BM estimators, is

$$\frac{\text{Var}(\hat{\Sigma}_w^{ij})}{\text{Var}(\hat{\Sigma}_L^{ij})} \approx \frac{5}{6}.$$

As we show in Section 6, the variability gain is minimal compared to benefits of finite sample properties for lugsail estimators.

Since both the bias and variance go to zero as  $n \rightarrow \infty$ , we obtain mean square consistency of the lugsail BM estimator.

**Theorem 7.** *Let  $E_F \|g\|^{2+\delta} < \infty$  for some  $\delta > 0$  and let  $\{X_t\}$  be a polyno-*

mially ergodic Markov chain of order  $\xi > (2 + \epsilon)(1 + 2/\delta)$  for  $\epsilon > 0$ . Then  $|\Gamma_{ij}| < \infty$  for all  $i, j$  and Assumption 2 holds with  $\psi(n) = n^{1/2-\lambda}$  for  $\lambda > 0$ . If in addition  $E_F \|g^4\| < \infty$ ,  $ED^4 < \infty$  and  $b^{-1}n^{1-2\lambda} \log n \rightarrow 0$  as  $n \rightarrow \infty$ , then  $MSE\left(\hat{\Sigma}_L^{ij}\right) \rightarrow 0$  as  $n \rightarrow \infty$

### 3.1 Degrees of freedom

Estimators of  $\Sigma$  can be used to construct large sample confidence regions using the large sample approximation

$$n(\bar{Y} - E_F g)\hat{\Sigma}_L^{-1}(\bar{Y} - E_F g) \sim T_{p,d}^2, \quad (9)$$

where  $T_{p,d}^2$  is a Hotelling's  $T^2$  distribution with dimensionality parameter  $p$  and degrees of freedom  $d$ . As  $n \rightarrow \infty$ , since  $a \rightarrow \infty$ ,  $T_{p,d}^2 \rightarrow \chi_p^2$ .

For finite  $a$ , the difference between the quantiles of  $T_{p,d}^2$  and  $\chi_p^2$  grows as  $p$  increases (Figure 2). Hence an estimate of  $d$  is necessary, where our solution is similar in spirit to those of Chien et al. (1997) and Glynn and Whitt (1991). Under consistency of the BM estimators, the CLT in (3), and uniform integrability,  $d\hat{\Sigma}_L$  is approximately a Wishart distribution for large  $b$  with scale matrix  $\Sigma$  and  $d$  degrees of freedom. Using method of moments, we obtain the following approximation,

$$d = a \left[ \frac{1}{r} + \frac{r-1}{r(1-c)^2} \right]^{-1}. \quad (10)$$

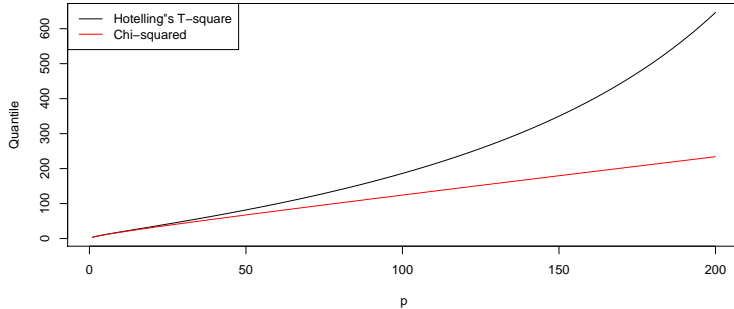


Figure 2: Dimensionality parameter  $p$  versus 0.95 quantiles for  $\chi_p^2$  and  $T_{p,d}^2$  with  $r = 3$ ,  $c = 1/2$ , and  $a = 10^3$  in (10).

## 4 Lugsail spectral variance

The lugsail lag window most naturally fits in the class of SV estimators defined at (1). Using the lugsail lag window and a little algebra, we obtain

$$\dot{\Sigma}_L = \frac{1}{1-c} \dot{\Sigma}_b - \frac{c}{1-c} \dot{\Sigma}_{b/r},$$

where  $\dot{\Sigma}_b$  and  $\dot{\Sigma}_{b/r}$  are SV estimators with a Bartlett lag window with truncation points  $b$  and  $b/r$ , respectively. That is, the lugsail SV estimator can be obtained as a linear combination of two SV estimators similar to the weighted BM estimator. An application of the continuous mapping theorem yields strong consistency, where sufficient conditions for strong consistency



of  $\dot{\Sigma}_b$  can be found in Vats et al. (2018).

**Corollary 1.** *If  $\dot{\Sigma}_b \rightarrow \Sigma$  with probability 1 as  $n \rightarrow \infty$ , then  $\dot{\Sigma}_L \rightarrow \Sigma$  with probability 1 as  $n \rightarrow \infty$ .*

Studying bias and variance of SV estimators is quite challenging, but recent work by Liu and Flegal (2018a) can be used. They consider an alternative formulation of  $\dot{\Sigma}_b$  that differs only in some end effects. Let  $\bar{Y}_l(k) = k^{-1} \sum_{t=1}^k Y_{l+t}$  for  $l = 0, \dots, n - k$ , then set

$$\dot{\Sigma}_{w,b} = \frac{1}{n} \sum_{k=1}^b \sum_{l=0}^{n-k} k^2 \Delta_2 w_n(k) (\dot{Y}_l(k) - \bar{Y})(\dot{Y}_l(k) - \bar{Y})^T. \quad (11)$$

Liu and Flegal (2018a, Theorem 1) provides conditions under which  $\dot{\Sigma}_b - \dot{\Sigma}_{w,b} \rightarrow 0$  with probability 1 as  $n \rightarrow \infty$ . In order to study the properties of  $\dot{\Sigma}_L$ , we will study the properties of  $\dot{\Sigma}_{w,L}$  with the lugsail lag window. Let  $\dot{\Sigma}_{w,b}^{ij}$  and  $\dot{\Sigma}_{w,L}^{ij}$  be the  $ij$ th element of  $\dot{\Sigma}_{w,b}$  and  $\dot{\Sigma}_{w,L}$ , respectively.

**Theorem 8.** *Suppose  $E_F \|g\|^{2+\delta} < \infty$  for some  $\delta > 0$ . If  $\{X_t\}$  is a polynomially ergodic Markov chain of order  $\xi > (2 + \epsilon)(1 + 2/\delta)$  for some  $\epsilon > 0$ , then,*

$$\text{Bias} \left( \dot{\Sigma}_{w,L} \right) = \frac{\Gamma}{b} \frac{1 - rc}{1 - c} + o \left( \frac{1}{b} \right)$$

*Proof.* For any lag window satisfying  $\sum_{k=1}^b k \Delta_2 w_n(k) = 1$ , under uniform ergodicity and  $E_F \|g\|^{12} < \infty$ , Liu and Flegal (2018a) show that since  $|\Gamma_{ij}| < \infty$ ,

$$\text{Bias} \left( \dot{\Sigma}_{w,b}^{ij} \right) = \sum_{k=1}^b \Delta_2 w_n(k) \cdot \Gamma_{ij} + o \left( \frac{b}{n} \right) + o \left( \frac{1}{b} \right).$$

By Theorem 2,  $|\Gamma_{ij}| < \infty$  under the weaker conditions described here. The lugsail lag window is piece-wise linear and continuous, so  $\Delta_2 w_n(k)$  is 0 except for the end points and non-differentiable points. So  $\Delta_2 w_n(b) = 1/(b(1-c))$  and  $\Delta_2 w_n(b/r) = -rc/((1-c)b)$  and  $\Delta_2 w_n(k) = 0$  for all other  $k$ . Thus  $\sum_{k=1}^b k \Delta_2 w_n(k) = 1$  is satisfied for the lugsail lag window.  $\square$

Variance of the lugsail SV estimator can be obtained as follows.

**Theorem 9.** *Let  $h(X_t) = (g(X_t) - E_F g)^2$  where the square acts component-wise. Suppose Assumption 2 holds for  $g$  with  $L, D$  and  $\psi$  and for  $h$  with  $L_h, D_h$  and  $\psi_h$  with  $E_F \|g\|^4 < \infty$  and  $ED^4 < \infty$ , and in addition Assumption 1 holds, then if  $b^{-1}\psi^2(n) \log(n) \rightarrow 0$  as  $n \rightarrow \infty$ ,*

$$\frac{n}{b} \text{Var} \left( \dot{\Sigma}_{w,L} \right) = [\Sigma_{ii} \Sigma_{jj} + \Sigma_{ij}^2] \frac{2}{3(1-c)^2} \left[ 1 + \frac{c}{r^2} - \frac{3c}{r} + \frac{c^2}{r} \right] + o(1) .$$

*Proof.* Since  $\sum_{k=1}^b k \Delta_2 w_n(k) = 1$  is satisfied for the lugsail lag window, and  $\sum_{k=1}^b |\Delta_2 w_n(k)| = (1+rc)/(b(1-c))$ , so  $b\psi(n)^2 \log n \left( \sum_{k=1}^b |\Delta_2 w_n(k)| \right)^2 \rightarrow 0$  and  $\psi(n)^2 \sum_{k=1}^b |\Delta_2 w_n(k)| \rightarrow 0$  as  $n \rightarrow \infty$  if  $b^{-1}\psi(n)^2 \log n \rightarrow 0$  as  $n \rightarrow \infty$ . Under Theorem 5 and with  $b = \lfloor n^\nu \rfloor$ , the prior two conditions are satisfied if  $n^{1-2\lambda-\nu} \log n \rightarrow 0$  as  $n \rightarrow \infty$ . Then the desired result follows from Theorem 2 of Liu and Flegal (2018a) for multivariate SV estimators.  $\square$

As in the case of lugsail BM, the variance is an increasing function of both  $c$  and  $r$ . To keep the variance restricted but also introduce positive bias, we recommend  $c = 1/2$  and  $r = 3$ . For this setting, the multiplicative constant

in the variance is  $46/27$ . Although this is approximately a half of the constant for lugsail BM, Liu and Flegal (2018b) exhaustively show SV estimators are more computationally demanding than BM estimators. For this reason, we do not implement the SV lugsail estimators in our examples.

## 5 Corrections for positive-definiteness

Finite sample estimates of  $\Sigma$  may not be positive-definite. For example,  $\Delta_2 w_n(k)$  may be negative in the case of weighted BM estimators and  $\hat{R}(k)$  need not be positive-definite in the case of SV estimators. We propose an adjustment on the lines of Jentsch and Politis (2015) to the multivariate estimators where the adjusted estimator retains the large sample properties of the original.

Let  $\hat{\Sigma}_n$  be any estimator of  $\Sigma$  and  $\hat{V} = \text{diag}(\hat{\Sigma}_n)$ , that is,  $\hat{V}$  is the diagonal matrix of the univariate variance estimates. Consider the correlation matrix corresponding to  $\hat{\Sigma}_n$ , denoted  $\hat{C}_n = \hat{V}^{-1/2} \hat{\Sigma}_n \hat{V}^{-1/2}$ . Note  $\hat{C}_n$  is a symmetric matrix with real-valued entries, and hence the eigenvalue decomposition  $\hat{C}_n = P \hat{D}_n P^T$  exists. Here  $P$  is a  $p \times p$  orthogonal matrix and  $D = \text{diag}(\hat{d}_1, \dots, \hat{d}_p)$  is the diagonal matrix of eigenvalues of  $\hat{C}_n$ .

If  $\hat{\Sigma}_n$  is not positive-definite, then some eigenvalues  $\hat{d}_i \leq 0$ . To correct for this, define  $\hat{d}_i^+ = \max\{\hat{d}_i, \epsilon n^{-r}\}$  for  $\epsilon > 0$  and  $r > 0$ . Then  $\epsilon n^{-r} \rightarrow 0$  as  $n \rightarrow \infty$  and  $\lim_{n \rightarrow \infty} \hat{d}_i^+ = d_i > 0$  due to positive-definiteness of  $\Sigma$ . Let

$\hat{D}^+ = \text{diag}(\hat{d}_1^+, \dots, \hat{d}_p^+)$ , then the adjusted estimator is

$$\hat{\Sigma}_n^+ = \hat{V}^{1/2} P^T \hat{D}^+ P \hat{V}^{1/2}. \quad (12)$$

The constants  $\epsilon$  and  $r$  are chosen by the user. We suggest  $\epsilon = \sqrt{\log(n)/p}$  and  $r = 1/2$ , which work well in practice and do not require tuning for different problems. Note these choices imply  $\epsilon n^{-r} \rightarrow 0$  as  $n \rightarrow \infty$ .

## 6 Examples

In the following examples we compare the performance of lugsail BM with traditional BM and weighted BM with the flat-top window. We compare the determinants of the estimators and coverage probabilities of confidence regions over independent replications. Confidence regions are constructed using (9). Lugsail and weighted BM estimators are implemented in the GitHub development version of the R package `mcmcse` (Flegal et al., 2017).

### 6.1 Vector autoregressive process

We consider the vector autoregressive process of order 1. Let  $\Phi$  be a  $p \times p$  matrix with spectral norm less than 1 and let  $\Omega$  be a  $p \times p$  positive definite

matrix. For  $t = 1, 2, \dots$  let  $Y_t \in \mathbb{R}^p$  and  $\epsilon_t \sim N_p(0, \Omega)$ ,

$$Y_t = \Phi Y_{t-1} + \epsilon_t.$$

The stationary distribution here is  $N_p(0, V)$  where  $vec(V) = (I_p^2 - \Phi \otimes \Phi)^{-1}vec(\Omega)$ . In addition, the chain is geometrically ergodic when the spectral norm of  $\Phi$  is less than 1 (Tjøstheim, 1990). We are interested in estimating  $EY_t = 0$ . The true value of  $\Sigma$  is available in closed form (Vats et al., 2018).

We set  $\Phi = \rho I_p$  for  $\rho > 0$  and  $\Omega$  to be the AR correlation matrix with coefficient .9. These choices of the parameters ensure that each individual component of  $Y_t$  is a univariate autoregressive process, however,  $\Sigma$  still inherits sufficient cross-correlations for multivariate analysis of Monte Carlo error to be pertinent.

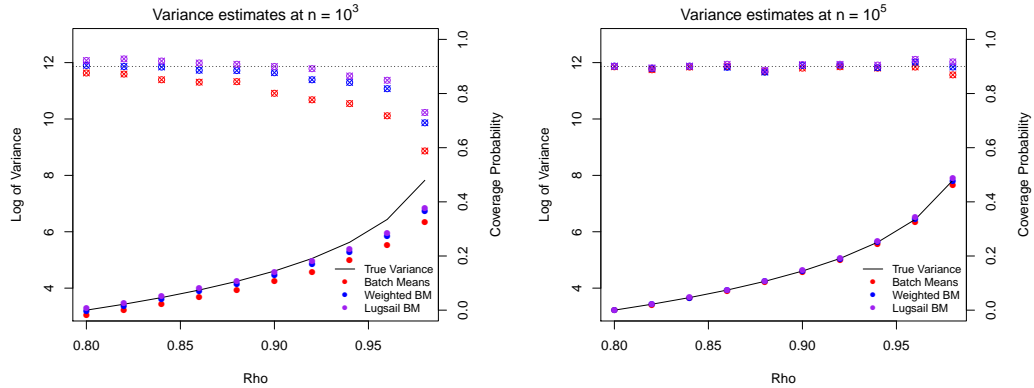


Figure 3: Plots of log of estimated variance versus  $\rho$  along with coverage probabilities using each method (standard errors are inconsequential).

We first do a univariate analysis with varying choices of  $\rho$ . We compare the

estimators for run lengths of  $10^3$  and  $10^5$ , and set  $b = \lfloor n^{1/2} \rfloor$ . Figure 3 shows for  $n = 10^3$ , BM estimators underestimate the variance for large values of  $\rho$ , however the lugsail BM estimator overestimate the variance until  $\rho = .90$  (the left y-axis is on log scale). After  $\rho = .90$ , the small order bias terms are significant; even still the lugsail estimators yield larger coverage probabilities than BM and weighted BM. For  $n = 10^5$ , all estimators perform similarly, except for  $\rho > .95$ , where the BM estimator exhibits under coverage.

For the multivariate process, we set  $p = 10$  and  $\rho = .90$ . Results are in Table 1. For small sample sizes, the lugsail estimator is conservative, as it is designed to be. However, note at small sample sizes the determinant of the estimated  $\Sigma$  is closer to the truth. The conservative coverage probability is largely due to the higher variance of the lugsail estimator, yielding smaller degrees of freedom for  $T^2$ . However, as the number of iterations increase, the coverage probabilities decreases due to consistency of the estimators. The weighted BM estimator is certainly an improvement on the BM estimator but still underestimates the true variance.

Figure 4 shows confidence ellipsoids constructed for the first and second component of  $E_F Y$ , for Monte Carlo sample sizes of  $10^4$  and  $10^6$  using one replication. For Monte Carlo sample size  $10^4$ , the ellipse created by the lugsail estimator is slightly larger than the truth in the principal direction, whereas the weighted BM slightly undercovers the regions and the BM estimator severely undercovers. For  $10^6$ , the difference between the estimators is neg-

Table 1: Coverage probabilities for 90% confidence regions and determinants to the  $p$ th root constructed using BM, weighted BM, and lugsail BM estimators (standard errors in parenthesis).

Coverage Probabilities				
$n$	BM	wBM	Lug3	
$10^4$	0.761 (0.00575)	0.930 (0.00206)	0.973 (0.00083)	
$10^5$	0.856 (0.00390)	0.893 (0.00302)	0.927 (0.00214)	
$10^6$	0.883 (0.00327)	0.894 (0.00300)	0.905 (0.00272)	
Determinant to the $p$ th root				
$n$	BM	wBM	Lug3	Truth
$10^4$	68.1 (0.100)	78.8 (0.160)	88.4 (0.174)	89.7
$10^5$	82.7 (0.068)	86.3 (0.109)	91.1 (0.120)	89.7
$10^6$	87.4 (0.039)	88.5 (0.063)	89.9 (0.070)	89.7

ligible.

## 6.2 Bayesian probit regression

Consider the lupus data from van Dyk and Meng (2001) which deals with the occurrence of latent membranous lupus. The response variable  $y_i$  is an indicator of disease (1 if present) and the covariates are the difference between IgG3 and IgG4 (immunoglobulin G),  $x_{i1}$  and IgA (immunoglobulin A),  $x_{i2}$ , for  $i = 1, \dots, 55$ . We consider the model with intercept and both covariates,

$$\Pr(Y_i = 1) = \Phi(\beta_0 + \beta_1 x_{i1} + \beta_2 x_{i2}).$$

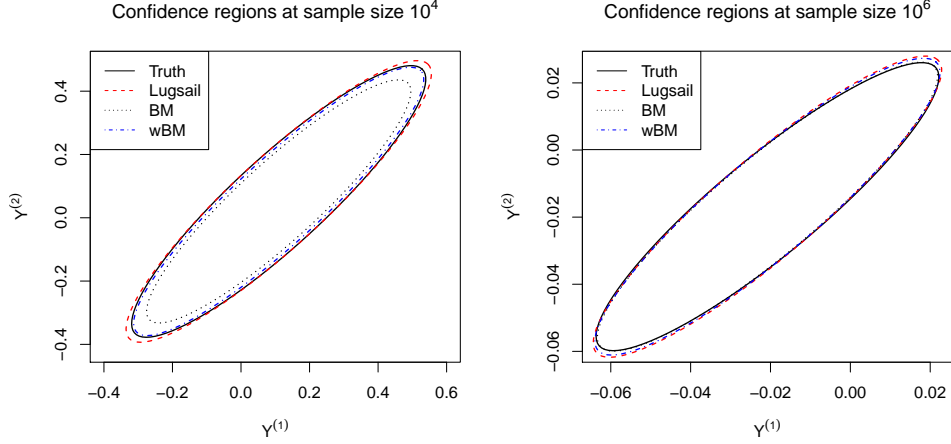


Figure 4: Confidence regions for the first two components at 90% nominal level.

Set  $\beta = (\beta_0, \beta_1, \beta_2)^T$ . We assign a flat prior to  $\beta$ , so  $\pi(\beta) \propto 1$  and the resulting posterior distribution is

$$\pi(\beta|y) \propto \prod_{i=1}^n \Phi(x_i^T \beta)^{y_i} \{1 - \Phi(x_i^T \beta)\}^{1-y_i},$$

where  $x_i^T = (1, x_{i1}, x_{i2})^T$ . Roy and Hobert (2007) show that  $\pi(\beta|y)$  is proper. Our goal is to estimate the posterior expectation of  $\beta$ ,  $E_{\pi}\beta$ . To sample from the posterior distribution, we use the PX-DA algorithm of Liu and Wu (1999) shown to be geometrically ergodic by Roy and Hobert (2007).

We study coverage probabilities and determinants of estimators of  $\Sigma$  over 1000 replications. The “truth” is declared by running the Markov chain for one long run of  $10^8$ . We set  $b = \lfloor n^{1/3} \rfloor$ . Figure 5 shows boxplots of the estimated determinants to the  $p$ th root over 1000 replications for Monte Carlo



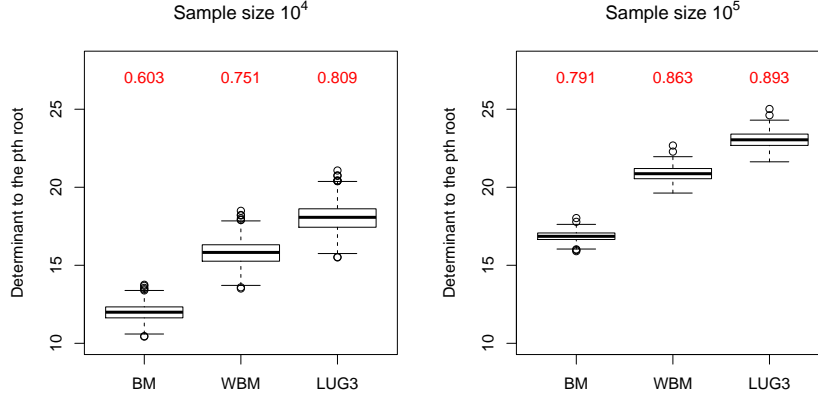


Figure 5: Boxplot of the estimated determinant to the  $p$ th root along with coverage probabilities for Bayesian probit regression.

samples sizes  $10^4$  and  $10^5$ . As discussed in Theorem 6, the weighted BM and lugsail BM estimators exhibit larger variability, however, the size of the estimators is uniformly larger than the BM estimator. This difference between the size of the estimators decreases for the larger Monte Carlo sample size of  $10^6$ . The lugsail estimator yields higher coverage probabilities throughout.

### 6.3 Bayesian dynamic spatial-temporal model

Consider the dynamic spatial-temporal model as described by Finley et al. (2015). Let  $s = 1, 2, \dots, N_s$  be location sites and  $t = 1, 2, \dots, N_t$  be time-points;  $y_t(s)$  denotes the observed measurement at location  $s$  and time  $t$ . In addition, let  $x_t(s)$  be the  $q \times 1$  vector of predictors, and  $\beta_t$  be the  $q \times 1$  vector

of coefficients. For  $t = 1, 2, \dots, N_t$ ,

$$\begin{aligned} y_t(s) &= x_t(s)^T \beta_t + u_t(s) + \epsilon_t(s), \quad \epsilon_t(s) \stackrel{ind}{\sim} N(0, \tau_t^2); \\ \beta_t &= \beta_{t-1} + \eta_t, \quad \eta_t \stackrel{iid}{\sim} N(0, \Sigma_\eta); \\ u_t(s) &= u_{t-1}(s) + w_t(s), \quad w_t(s) \stackrel{ind}{\sim} GP(0, \sigma_t^2 \rho(\cdot; \phi_t)), \end{aligned}$$

where  $GP(0, \sigma_t^2 \rho(\cdot; \phi_t))$  is a spatial Gaussian process with covariance function  $\sigma_t^2 \rho(\cdot; \phi_t)$ ,  $\sigma_t^2$  is the spatial variance component, and  $\rho(\cdot, \phi_t)$  is the correlation function with exponential decay. Both  $\beta_t$  and  $u_t(s)$  emulate the Markovian nature of dependence in time. Prior distributions for  $\beta_0, \tau_t^2, \Sigma_\eta, \sigma_t^2, \phi_t$  are those described in the `spDynLM` function in the `spBayes` R package. We fit the model to a subset of `NETemp` dataset in the `spBayes` package. This dataset has monthly temperature measurements and elevation from 10 weather stations on the east coast of USA. The resulting posterior of  $(\beta_t, u_t(s), \Sigma_\eta, \phi_t, \sigma_t^2)$  has 185 components. Due to the Markovian time dependence in  $\beta_t$  and  $u_t(s)$ , the posterior distribution exhibits significant correlation across its components.

We use the conditional Metropolis-Hastings sampler with default hyper parameters implemented in the `spDynLM` function to sample from the posterior. The rate of convergence of this sampler is unknown. Our goal is to estimate the posterior expectation of  $\theta = (\beta_t, u_t(s), \sigma_t^2, \Sigma_\eta, \tau_t^2, \phi_t)$ . The “true” posterior mean was calculated by running 1000 parallel chains of size  $2 \times 10^6$

We calculate coverage probabilities and size of the estimators of  $\Sigma$  with

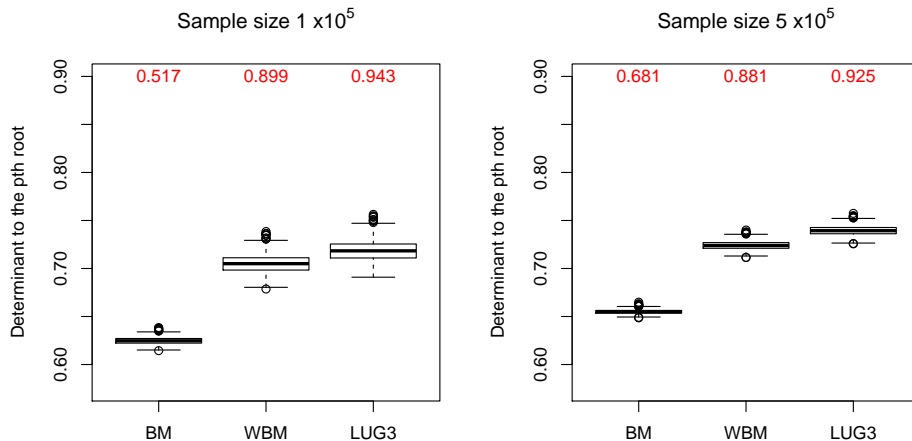


Figure 6: Boxplot of the estimated determinant to the  $p$ th root along with coverage probabilities for Bayesian dynamic spatial-temporal model.

$b = \lfloor n^{1/3} \rfloor$ . Since  $p$  is fairly large the corrections for positive-definiteness were required. Figure 6 shows boxplots of the determinant of estimators to the  $p$ th root for  $10^5$  and  $5 \times 10^5$  samples. After correcting for positive-definiteness, the weighted BM and lugsail estimators still have approximately double the variability of the BM estimator. The determinant for the weighted BM and the lugsail BM estimators is significantly larger than the BM estimator, in part also due to the corrections for positive-definiteness. The BM estimator significantly undercovers, while the lugsail estimator yields conservative coverage. Note that the average determinant for the weighted BM estimator at  $5 \times 10^5$  is almost equal to the average determinant of the lugsail BM estimator at  $10^5$  iterations. Thus, it takes approximately 5 times the effort for the weighted BM estimator to overcome the small order bias terms.

## 7 Discussion

MCMC procedures typically involve careful tuning and analysis to ensure reasonable rates of convergence to stationarity. In addition, MCMC procedures are computationally involved and not easily parallelizable due to their sequential nature. Given this complex and involved implementation process, quantification of Monte Carlo standard errors has not received enough attention. To this end, the lugsail lag window provides fast, practical, and more accurate estimators of the Monte Carlo standard error, equipping users with the tools to assess the quality of their MCMC samples.

Computational efficiency of lugsail batch means estimators is a direct consequence of the lugsail lag window being piece-wise linear. This Bartlett-like feature is by design but could easily be replaced by non-linear windows (e.g. Tukey-Hanning or Prazen windows) with a likely loss in computational efficiency. In essence, allowing lag windows to increase above one can now be experimented with many other existing windows.

As discussed, the lugsail lag window is appropriate for applications outside of MCMC. In time series, lag windows are used in heteroskedasticity and autocorrelation consistent covariance matrix estimation in linear and nonlinear models with dependent errors (Andrews, 1991; De Jong, 2000; Hansen, 1992). These are available in the Econometrics toolbox in `Matlab` and the `sandwich` package in R. In steady state simulations, lag windows for spectral variance

estimators have long been a part of output analysis (Priestley, 1981; Welch, 1987). The Signal Processing Toolbox in `Matlab` and `spec.pgram` function in the `base R` package implement these variance estimators. The lugsail lag window estimators can be easily implemented by two calls of the respective functions in these packages. Specifically for MCMC, lugsail batch means estimators are available in the GitHub development version of the R package `mcmcse`.

## A Proof of Theorem 6

**Proposition 1.** *If  $X$  and  $Y$  are jointly normally distributed random variables with mean vector 0, such that*

$$\begin{bmatrix} X \\ Y \end{bmatrix} \sim N \left( \begin{bmatrix} 0 \\ 0 \end{bmatrix}, \begin{bmatrix} l_{11} & l_{12} \\ l_{12} & l_{22} \end{bmatrix} \right),$$

*then  $E[X^2Y^2] = 2l_{12}^2 + l_{11}l_{22}$ .*

**Proposition 2** (Janssen and Stoica (1988)). *If  $X_1, X_2, X_3,$  and  $X_4$  are jointly normally distributed with mean 0, then*

$$E[X_1X_2X_3X_4] = E[X_1X_2]E[X_3X_4] + E[X_1X_3]E[X_2X_4] + E[X_1X_4]E[X_2X_3].$$

Recall that  $B(t)$  is a  $p$ -dimensional standard Brownian motion. Let  $B^{(i)}(t)$

denote the  $i$ th component of the vector  $B(t)$  and let  $\bar{B} = n^{-1}B(n)$ , and  $\bar{B}_i(k) = k^{-1}[B(lk + k) - B(lk)]$ . Recall  $\Sigma = LL^T$  where  $L$  is the lower triangular matrix in (8). Define the  $p$ -dimensional scaled Brownian motion  $C(t) = LB(t)$  and let  $C^{(i)}(t)$  be the  $i$ th component of  $C(t)$ . In addition, define  $\bar{C}^{(i)} = n^{-1}C^{(i)}(n)$  and  $\bar{C}_i^{(i)}(k) = k^{-1}[C^{(i)}(lk + k) - C^{(i)}(lk)]$ .

Consider the Brownian motion equivalent of the lugsail BM estimator,

$$\begin{aligned}\tilde{\Sigma}_L &= \frac{1}{1-c} \frac{b}{a-1} \sum_{l=0}^{a-1} (\bar{B}_i(b) - \bar{B})(\bar{B}_i(b) - \bar{B})^T \\ &\quad - \frac{c}{1-c} \frac{b/r}{ra-1} \sum_{l=0}^{ra-1} (\bar{B}_i(b/r) - \bar{B})(\bar{B}_i(b/r) - \bar{B})^T.\end{aligned}$$

Let  $\tilde{\Sigma}_{L,L} = L\tilde{\Sigma}_L L^T$ , so that

$$\begin{aligned}\tilde{\Sigma}_{L,L} &= \frac{1}{1-c} \frac{b}{a-1} \sum_{l=0}^{a-1} (L\bar{B}_i(b) - L\bar{B})(L\bar{B}_i(b) - L\bar{B})^T \\ &\quad - \frac{c}{1-c} \frac{b/r}{ra-1} \sum_{l=0}^{ra-1} (L\bar{B}_i(b/r) - L\bar{B})(L\bar{B}_i(b/r) - L\bar{B})^T \\ &= \frac{1}{1-c} \frac{b}{a-1} \sum_{l=0}^{a-1} (\bar{C}_i(b) - \bar{C})(\bar{C}_i(b) - \bar{C})^T \\ &\quad - \frac{c}{1-c} \frac{b/r}{ra-1} \sum_{l=0}^{ra-1} (\bar{C}_i(b/r) - \bar{C})(\bar{C}_i(b/r) - \bar{C})^T.\end{aligned}$$

First we establish some useful identities. Let  $U_t^{(i)} = B^{(i)}(t) - B^{(i)}(t-1)$ , then

$U_t^{(i)} \stackrel{iid}{\sim} N(0, 1)$  for  $t = 1, 2, \dots$ . In addition, for any batch  $l$ , and index  $k$

$$\bar{B}_l^{(i)}(k) - \bar{B} = \left( \frac{n-k}{nk} \right) \sum_{t=l}^{l+k} U_t^{(i)} - \frac{1}{n} \sum_{t=1}^l U_t^{(i)} - \frac{1}{n} \sum_{t=l+k+1}^n U_t^{(i)}.$$

Since  $E[\bar{B}_l^{(i)}(k) - \bar{B}^{(i)}] = 0$  for  $l = 0, \dots, n-k$ ,

$$\text{Var}[\bar{B}_l^{(i)}(k) - \bar{B}^{(i)}] = \left( \frac{n-k}{nk} \right)^2 k + \frac{n-k}{n^2} = \frac{n-k}{nk}.$$

Since  $B$  is a  $p$ -dimensional standard Brownian motion and  $C(t) = LB(t)$ ,

$$\bar{C}_l(k) - \bar{C} \sim N\left(0, \frac{n-k}{kn} \Sigma\right). \quad (13)$$

Also for  $s \geq b$  (Liu and Flegal, 2018a, Equation (46)),

$$\text{Cov}(\bar{C}_l(b) - \bar{C}, \bar{C}_{l+s}(b) - \bar{C}) = -\frac{\Sigma}{n}. \quad (14)$$

In addition, for  $p = 0, \dots, a-1$ , and  $q = rp, rp+1, \dots, r(p+1)-1$ ,

$$\text{Cov}(\bar{C}_p(b) - \bar{C}, \bar{C}_q(b/r) - \bar{C}) = \frac{n-b}{bn} \Sigma, \quad (15)$$

and for  $p = 0, \dots, a-1$  and  $q \neq rp, rp+1, \dots, r(p+1)-1$

$$\text{Cov}(\bar{C}_p(b) - \bar{C}, \bar{C}_q(b/r) - \bar{C}) = -\frac{\Sigma}{n}. \quad (16)$$

*Proof of Theorem 1.* We will consider the variance of each individual term of  $\tilde{\Sigma}_{L,L}$ . Note that  $\text{Var}[\tilde{\Sigma}_{L,L}^{ij}] = \text{E}[\tilde{\Sigma}_{L,L}^{2,ij}] - (\text{E}[\tilde{\Sigma}_{L,L}^{ij}])^2$ . Consider,

$$\begin{aligned}
& \text{E}[\tilde{\Sigma}_{L,L}^{2,ij}] \\
&= \text{E} \left[ \left( \frac{1}{1-c} \frac{b}{a-1} \sum_{l=0}^{a-1} (\bar{C}_l^{(i)}(b) - \bar{C}^{(i)})(\bar{C}_l^{(j)}(b) - \bar{C}^{(j)}) \right. \right. \\
&\quad \left. \left. - \frac{c}{1-c} \frac{b/r}{ra-1} \sum_{l=0}^{ra-1} (\bar{C}_l^{(i)}(b/r) - \bar{C}^{(i)})(\bar{C}_l^{(j)}(b/r) - \bar{C}^{(j)}) \right)^2 \right] \\
&= \text{E} \left[ \left( \frac{1}{1-c} \right)^2 \left( \frac{b}{a-1} \right)^2 \left( \sum_{l=0}^{a-1} (\bar{C}_l^{(i)}(b) - \bar{C}^{(i)})(\bar{C}_l^{(j)}(b) - \bar{C}^{(j)}) \right)^2 \right. \\
&\quad \left. + \left( \frac{c}{1-c} \right)^2 \left( \frac{b/r}{ra-1} \right)^2 \left( \sum_{l=0}^{ra-1} (\bar{C}_l^{(i)}(b/r) - \bar{C}^{(i)})(\bar{C}_l^{(j)}(b/r) - \bar{C}^{(j)}) \right)^2 \right. \\
&\quad \left. - \frac{2c}{(1-c)^2} \frac{b^2/r}{(a-1)(ra-1)} \left( \sum_{l=0}^{a-1} (\bar{C}_l^{(i)}(b) - \bar{C}^{(i)})(\bar{C}_l^{(j)}(b) - \bar{C}^{(j)}) \right) \right. \\
&\quad \left. \times \left( \sum_{l=0}^{ra-1} (\bar{C}_l^{(i)}(b/r) - \bar{C}^{(i)})(\bar{C}_l^{(j)}(b/r) - \bar{C}^{(j)}) \right) \right] \\
&= A_1 + A_2 + A_3, \tag{17}
\end{aligned}$$

where

$$\begin{aligned}
A_1 &= \text{E} \left[ \left( \frac{1}{1-c} \right)^2 \left( \frac{b}{a-1} \right)^2 \left( \sum_{l=0}^{a-1} (\bar{C}_l^{(i)}(b) - \bar{C}^{(i)})(\bar{C}_l^{(j)}(b) - \bar{C}^{(j)}) \right)^2 \right], \\
A_2 &= \text{E} \left[ \left( \frac{c}{1-c} \right)^2 \left( \frac{b/r}{ra-1} \right)^2 \left( \sum_{l=0}^{ra-1} (\bar{C}_l^{(i)}(b/r) - \bar{C}^{(i)})(\bar{C}_l^{(j)}(b/r) - \bar{C}^{(j)}) \right)^2 \right], \text{ and} \\
A_3 &= \text{E} \left[ - \frac{2c}{(1-c)^2} \frac{b^2/r}{(a-1)(ra-1)} \left( \sum_{l=0}^{a-1} (\bar{C}_l^{(i)}(b) - \bar{C}^{(i)})(\bar{C}_l^{(j)}(b) - \bar{C}^{(j)}) \right) \right.
\end{aligned}$$



$$\times \left( \sum_{l=0}^{ra-1} (\bar{C}_l^{(i)}(b/r) - \bar{C}^{(i)})(\bar{C}_l^{(j)}(b/r) - \bar{C}^{(j)}) \right) \Big].$$

Consider  $A_1$ ,

$$\begin{aligned} A_1 &= \left( \frac{1}{1-c} \right)^2 \left( \frac{b}{a-1} \right)^2 \mathbb{E} \left[ \left( \sum_{l=0}^{a-1} (\bar{C}_l^{(i)}(b) - \bar{C}^{(i)})(\bar{C}_l^{(j)}(b) - \bar{C}^{(j)}) \right)^2 \right] \\ &= \left( \frac{1}{1-c} \right)^2 \left( \frac{b}{a-1} \right)^2 \mathbb{E} \left[ \sum_{l=0}^{a-1} (\bar{C}_l^{(i)}(b) - \bar{C}^{(i)})^2 (\bar{C}_l^{(j)}(b) - \bar{C}^{(j)})^2 + \right. \\ &\quad \left. + 2 \sum_{s=1}^{a-1} \sum_{l=0}^{a-1-s} (\bar{C}_l^{(i)}(b) - \bar{C}^{(i)})(\bar{C}_l^{(j)}(b) - \bar{C}^{(j)})(\bar{C}_{l+s}^{(i)}(b) - \bar{C}^{(i)})(\bar{C}_{l+s}^{(j)}(b) - \bar{C}^{(j)}) \right] \\ &= \left( \frac{1}{1-c} \right)^2 \left( \frac{b}{a-1} \right)^2 \mathbb{E}[a_1 + 2a_2], \end{aligned} \quad (18)$$

where

$$\begin{aligned} a_1 &= \sum_{l=0}^{a-1} (\bar{C}_l^{(i)}(b) - \bar{C}^{(i)})^2 (\bar{C}_l^{(j)}(b) - \bar{C}^{(j)})^2, \\ a_2 &= \sum_{s=1}^{a-1} \sum_{l=0}^{a-1-s} (\bar{C}_l^{(i)}(b) - \bar{C}^{(i)})(\bar{C}_l^{(j)}(b) - \bar{C}^{(j)})(\bar{C}_{l+s}^{(i)}(b) - \bar{C}^{(i)})(\bar{C}_{l+s}^{(j)}(b) - \bar{C}^{(j)}). \end{aligned}$$

We first consider the  $a_1$  term. Using Proposition 1 and (13) with  $k = b$ ,

$$\mathbb{E} \left[ (\bar{C}_l^{(i)}(b) - \bar{C}^{(i)})^2 (\bar{C}_l^{(j)}(b) - \bar{C}^{(j)})^2 \right] = \left( \frac{n-b}{bn} \right)^2 [2\Sigma_{ij}^2 + \Sigma_{ii}\Sigma_{jj}]. \quad (19)$$

Using (19) for  $\mathbb{E}[a_1]$ ,

$$\mathbb{E}[a_1] = \sum_{l=0}^{a-1} \mathbb{E} \left[ (\bar{C}_l^{(i)}(b) - \bar{C}^{(i)})^2 (\bar{C}_l^{(j)}(b) - \bar{C}^{(j)})^2 \right]$$

$$\begin{aligned}
&= a \left[ \left( \frac{n-b}{bn} \right)^2 [2\Sigma_{ij}^2 + \Sigma_{ij}\Sigma_{jj}] \right] \\
&= a \left[ \left( \frac{1}{b^2} + \frac{1}{n^2} - \frac{2}{bn} \right) [2\Sigma_{ij}^2 + \Sigma_{ii}\Sigma_{jj}] \right] \\
&= \frac{a}{b^2} [2\Sigma_{ij}^2 + \Sigma_{ii}\Sigma_{jj}] + o\left(\frac{a}{b^2}\right). \tag{20}
\end{aligned}$$

For the term  $a_2$ , using Proposition 2, (13), and (14) with  $k = b$ ,

$$\begin{aligned}
&\mathbb{E} \left[ (\bar{C}_l^{(i)}(b) - \bar{C}^{(i)})(\bar{C}_l^{(j)}(b) - \bar{C}^{(j)})(\bar{C}_{l+s}^{(i)}(b) - \bar{C}^{(i)})(\bar{C}_{l+s}^{(j)}(b) - \bar{C}^{(j)}) \right] \\
&= \left[ \left( \frac{n-b}{bn} \right)^2 \Sigma_{ij}^2 + \frac{\Sigma_{ii}\Sigma_{jj}}{n^2} + \frac{\Sigma_{ij}^2}{n^2} \right] \\
&= \left[ \frac{\Sigma_{ij}^2}{b^2} + \frac{1}{n^2} [2\Sigma_{ij}^2 + \Sigma_{ii}\Sigma_{jj}] - \frac{2\Sigma_{ij}^2}{bn} \right]. \tag{21}
\end{aligned}$$

Using (21) in calculating  $\mathbb{E}[a_2]$ ,

$$\begin{aligned}
\mathbb{E}[a_2] &= \sum_{s=1}^{a-1} \sum_{l=0}^{a-1-s} \left( \frac{\Sigma_{ij}^2}{b^2} + \frac{1}{n^2} [2\Sigma_{ij}^2 + \Sigma_{ii}\Sigma_{jj}] - \frac{2\Sigma_{ij}^2}{bn} \right) \\
&= \frac{a(a-1)}{2} \left( \frac{\Sigma_{ij}^2}{b^2} + \frac{1}{n^2} [2\Sigma_{ij}^2 + \Sigma_{ii}\Sigma_{jj}] - \frac{2\Sigma_{ij}^2}{bn} \right) \\
&= \frac{(a-1)}{2} \left( \frac{a\Sigma_{ij}^2}{b^2} + \frac{1}{ab^2} [2\Sigma_{ij}^2 + \Sigma_{ii}\Sigma_{jj}] - \frac{2\Sigma_{ij}^2}{b^2} \right) \\
&= \frac{\Sigma_{ij}^2}{2} \left[ \frac{(a-1)(a-2)}{b^2} \right] + o\left(\frac{a}{b^2}\right). \tag{22}
\end{aligned}$$

Using (20) and (22) in (18),

$$\mathbb{E}[A_1] = \left( \frac{1}{1-c} \right)^2 \left( \frac{b}{a-1} \right)^2 \mathbb{E}[a_1 + 2a_2]$$

$$\begin{aligned}
&= \left(\frac{1}{1-c}\right)^2 \left(\frac{b}{a-1}\right)^2 \left[ \frac{a}{b^2} [2\Sigma_{ij}^2 + \Sigma_{ii}\Sigma_{jj}] + \Sigma_{ij}^2 \left[ \frac{(a-1)(a-2)}{b^2} \right] + o\left(\frac{a}{b^2}\right) \right] \\
&= \frac{1}{(1-c)^2} \frac{a(a-1)\Sigma_{ij}^2 + a\Sigma_{ii}\Sigma_{jj}}{(a-1)^2} + o\left(\frac{1}{a}\right). \tag{23}
\end{aligned}$$

Similarly for  $A_2$ ,

$$\mathbb{E}[A_2] = \left(\frac{c}{1-c}\right)^2 \frac{ra(ra-1)\Sigma_{ij}^2 + ra\Sigma_{ii}\Sigma_{jj}}{(ra-1)^2} + o\left(\frac{1}{a}\right). \tag{24}$$

We move on to the final term  $A_3$ .

$A_3$

$$\begin{aligned}
&= \mathbb{E} \left[ -\frac{2c}{(1-c)^2} \frac{b^2/r}{(a-1)(ra-1)} \left( \sum_{l=0}^{a-1} (\bar{C}_l^{(i)}(b) - \bar{C}^{(i)})(\bar{C}_l^{(j)}(b) - \bar{C}^{(j)}) \right) \right. \\
&\quad \left. \times \left( \sum_{l=0}^{ra-1} (\bar{C}_l^{(i)}(b/r) - \bar{C}^{(i)})(\bar{C}_l^{(j)}(b/r) - \bar{C}^{(j)}) \right) \right] \\
&= -\frac{2c}{(1-c)^2} \frac{b^2/r}{(a-1)(ra-1)} \\
&\quad \times \mathbb{E} \left[ \left( \sum_{p=0}^{a-1} \sum_{q=rp}^{r(p+1)-1} (\bar{C}_l^{(i)}(b) - \bar{C}^{(i)})(\bar{C}_l^{(j)}(b) - \bar{C}^{(j)})(\bar{C}_l^{(i)}(b/r) - \bar{C}^{(i)})(\bar{C}_l^{(j)}(b/r) - \bar{C}^{(j)}) \right) \right. \\
&\quad \left. \times \left( \sum_{p=0}^{a-1} \sum_{q \neq rp}^{r(p+1)-1} (\bar{C}_l^{(i)}(b) - \bar{C}^{(i)})(\bar{C}_l^{(j)}(b) - \bar{C}^{(j)})(\bar{C}_l^{(i)}(b/r) - \bar{C}^{(i)})(\bar{C}_l^{(j)}(b/r) - \bar{C}^{(j)}) \right) \right]
\end{aligned}$$

For  $p = 0, \dots, a-1$  and  $q = rp, rp+1, \dots, r(p+1)-1$ , let.

$$OL = (\bar{C}_p^{(i)}(b) - \bar{C}^{(i)})(\bar{C}_q^{(j)}(b) - \bar{C}^{(j)})(\bar{C}_p^{(i)}(b/r) - \bar{C}^{(i)})(\bar{C}_q^{(j)}(b/r) - \bar{C}^{(j)}).$$

By Proposition 2, (13), (15)

$$\begin{aligned}
& \mathbb{E} \left[ \sum_{p=0}^{a-1} \sum_{q=rp}^{r(p+1)-1} OL \right] \\
&= ra \mathbb{E} \left[ (\bar{C}_p^{(i)}(b) - \bar{C}^{(i)})(\bar{C}_q^{(j)}(b) - \bar{C}^{(j)})(\bar{C}_p^{(i)}(b/r) - \bar{C}^{(i)})(\bar{C}_q^{(j)}(b/r) - \bar{C}^{(j)}) \right] \\
&= ra \left[ \left( \frac{n-b}{bn} \right)^2 [\Sigma_{ij}^2 + \Sigma_{ii}\Sigma_{jj}] + \left( \frac{n-b}{bn} \right) \left( \frac{rn-b}{bn} \right) \Sigma_{ij}^2 \right] \\
&= \frac{r}{ab^2} [(a-1)^2[\Sigma_{ij}^2 + \Sigma_{ii}\Sigma_{jj}] + (a-1)(ra-1)\Sigma_{ij}^2] . \tag{25}
\end{aligned}$$

Similarly, by Proposition 2, (13), (16),

$$\begin{aligned}
& \mathbb{E} \left[ \left( \sum_{p=0}^{a-1} \sum_{q \neq rp}^{r(p+1)-1} (\bar{C}_l^{(i)}(b) - \bar{C}^{(i)})(\bar{C}_l^{(j)}(b) - \bar{C}^{(j)})(\bar{C}_l^{(i)}(b/r) - \bar{C}^{(i)})(\bar{C}_l^{(j)}(b/r) - \bar{C}^{(j)}) \right) \right] \\
&= ra(a-1) \mathbb{E} \left[ (\bar{C}_l^{(i)}(b) - \bar{C}^{(i)})(\bar{C}_l^{(j)}(b) - \bar{C}^{(j)})(\bar{C}_l^{(i)}(b/r) - \bar{C}^{(i)})(\bar{C}_l^{(j)}(b/r) - \bar{C}^{(j)}) \right] \\
&= ra(a-1) \left[ \frac{\Sigma_{ij}^2 + \Sigma_{ii}\Sigma_{jj}}{n^2} + \left( \frac{n-b}{bn} \right) \left( \frac{rn-b}{bn} \right) \Sigma_{ij}^2 \right] \\
&= \frac{r(a-1)}{ab^2} [(a-1)(ra-1)\Sigma_{ij}^2 + (\Sigma_{ij}^2 + \Sigma_{ii}\Sigma_{jj})] . \tag{26}
\end{aligned}$$

Using (25) and (26) in  $A_3$ , we get

$$\begin{aligned}
& \mathbb{E}[A_3] \\
&= \mathbb{E} \left[ - \frac{2c}{(1-c)^2} \frac{b^2/r}{(a-1)(ra-1)} \left( \sum_{l=0}^{a-1} (\bar{C}_l^{(i)}(b) - \bar{C}^{(i)})(\bar{C}_l^{(j)}(b) - \bar{C}^{(j)}) \right) \right. \\
&\quad \left. \times \left( \sum_{l=0}^{ra-1} (\bar{C}_l^{(i)}(b/r) - \bar{C}^{(i)})(\bar{C}_l^{(j)}(b/r) - \bar{C}^{(j)}) \right) \right]
\end{aligned}$$

$$\begin{aligned}
&= -\frac{2c}{(1-c)^2} \frac{b^2/r}{(a-1)(ra-1)} \left[ \frac{r}{ab^2} [(a-1)^2[\Sigma_{ij}^2 + \Sigma_{ii}\Sigma_{jj}] + (a-1)(ra-1)\Sigma_{ij}^2] \right. \\
&\quad \left. + \frac{r(a-1)}{ab^2} [(a-1)(ra-1)\Sigma_{ij}^2 + (\Sigma_{ij}^2 + \Sigma_{ii}\Sigma_{jj})] \right] \\
&= -\frac{2c}{(a-c)^2} \frac{1}{a(ra-1)} [(a-1)[\Sigma_{ij}^2 + \Sigma_{ii}\Sigma_{jj}] + ra\Sigma_{ij}^2 + (a-1)(ra-1)\Sigma_{ij}^2 + \Sigma_{ii}\Sigma_{jj}] \\
&= -\frac{2c}{(1-c)^2} \frac{ar\Sigma_{ij}^2 + \Sigma_{ii}\Sigma_{jj}}{(ra-1)}. \tag{27}
\end{aligned}$$

Combining (23), (24), and (27) in (17),

$$\begin{aligned}
&\mathbb{E}[\tilde{\Sigma}_{L,L}^{2,ij}] \\
&= \frac{1}{(1-c)^2} \frac{a(a-1)\Sigma_{ij}^2 + a\Sigma_{ii}\Sigma_{jj}}{(a-1)^2} + \left(\frac{c}{1-c}\right)^2 \frac{ra(ra-1)\Sigma_{ij}^2 + ra\Sigma_{ii}\Sigma_{jj}}{(ra-1)^2} \\
&\quad - \frac{2c}{(1-c)^2} \frac{ar\Sigma_{ij}^2 + \Sigma_{ii}\Sigma_{jj}}{(ra-1)} + o\left(\frac{1}{a}\right) \\
&= \frac{(ra-1)^2[a(a-1)\Sigma_{ij}^2 + a\Sigma_{ii}\Sigma_{jj}] + c^2(a-1)^2[ra(ra-1)\Sigma_{ij}^2 + ra\Sigma_{ii}\Sigma_{jj}]}{(1-c)^2(a-1)^2(ra-1)^2} + o\left(\frac{1}{a}\right) \\
&\quad - \frac{2c(a-1)^2(ra-1)[ar\Sigma_{ij}^2 + \Sigma_{ii}\Sigma_{jj}]}{(1-c)^2(a-1)^2(ra-1)^2} \\
&= \frac{a^4r^2(1-c)^2\Sigma_{ij}^2 + a^3\Sigma_{ii}\Sigma_{jj}(r^2 + c^2r - cr) + a^3\Sigma_{ij}^2(r^2 + c^2r - 2cr + 4r^c - 2r^2c^2 - 2r)}{(1-c)^2(a-1)(ra-1)^2} \\
&\quad + o\left(\frac{1}{a}\right). \tag{28}
\end{aligned}$$

Moving on to  $\mathbb{E}[\tilde{\Sigma}_{L,L}^{ij}]$  and using (13),

$$\mathbb{E}[\tilde{\Sigma}_{L,L}^{ij}] = \mathbb{E} \left[ \frac{1}{1-c} \frac{b}{a-1} \sum_{l=0}^{a-1} (\bar{C}_l^{(i)}(b) - \bar{C}^{(i)})(\bar{C}_l^{(j)}(b) - \bar{C}^{(j)}) \right]$$

$$\begin{aligned}
& - \frac{c}{1-c} \frac{b/r}{ra-1} \sum_{l=0}^{ra-1} (\bar{C}_l^{(i)}(b/r) - \bar{C}^{(i)}) (\bar{C}_l^{(j)}(b/r) - \bar{C}^{(j)}) \Big] \\
& = \frac{1}{1-c} \frac{b}{a-1} a \left( \frac{n-b}{bn} \right) \Sigma_{ij} - \frac{c}{1-c} \frac{b/r}{ra-1} ra \left( \frac{rn-b}{bn} \right) \Sigma_{ij} \\
& = \Sigma_{ij}. \tag{29}
\end{aligned}$$

Using (28) and (29) we get,

$$\begin{aligned}
& \text{Var}(\tilde{\Sigma}_{L,L}^{ij}) \\
& = \text{E}[\tilde{\Sigma}_{L,L}^{2,ij}] - (\text{E}[\tilde{\Sigma}_{L,L}^{i,j}])^2 \\
& = \frac{a^4 r^2 (1-c)^2 \Sigma_{ij}^2 + a^3 \Sigma_{ii} \Sigma_{jj} (r^2 + c^2 r - cr) + a^3 \Sigma_{ij}^2 (r^2 + c^2 r - 2cr + 4r^c - 2r^2 c^2 - 2r)}{(1-c)^2 (a-1) (ra-1)^2} \\
& \quad - \Sigma_{ij}^2 + o\left(\frac{1}{a}\right) + o\left(\frac{1}{a}\right) \\
& = \frac{a^3 \Sigma_{ii} \Sigma_{jj} (r^2 + c^2 r - 2rc)}{(1-c)^2 (a-1)^2 (ra-1)^2} \\
& \quad + \frac{a^3 \Sigma_{ij}^2 (4r^2 c - 2r^2 c^2 - 2r - r^2 - c^2 r + 2cr + 2r + 2r^2 + 2rc^2 + 2r^2 c^2 - 4rc - 4r^c)}{(1-c)^2 (a-1)^2 (ra-1)^2} \\
& = \frac{a^3 (\Sigma_{ij}^2 + \Sigma_{ii} \Sigma_{jj}) (r^2 + c^2 r - 2rc)}{(1-c)^2 (a-1)^2 (ra-1)^2} + o\left(\frac{1}{a}\right) \\
& = \frac{(\Sigma_{ij}^2 + \Sigma_{ii} \Sigma_{jj}) (r^2 + c^2 r - 2rc)}{(1-c)^2 r^2 a} + o\left(\frac{1}{a}\right) \\
& = \left[ \frac{1}{r} + \frac{r-1}{r(1-c)^2} \right] \frac{(\Sigma_{ij}^2 + \Sigma_{ii} \Sigma_{jj})}{a} + o\left(\frac{1}{a}\right).
\end{aligned}$$

By (Liu and Flegal, 2018a, Lemma 8) and following steps of the proof of

Theorem 2 therein, we obtain the result,

$$\text{Var}(\hat{\Sigma}_L^{ij}) = \left[ \frac{1}{r} + \frac{r-1}{r(1-c)^2} \right] \frac{(\Sigma_{ij}^2 + \Sigma_{ii}\Sigma_{jj})}{a} + o\left(\frac{1}{a}\right)$$

□

## References

- Anderson, T. W. (1971). *The Statistical Analysis of Time Series*. John Wiley & Son, New York.
- Andrews, D. W. (1991). Heteroskedasticity and autocorrelation consistent covariance matrix estimation. *Econometrica*, 59:817–858.
- Berg, A. and Politis, D. N. (2009). Higher-order accurate polyspectral estimation with flat-top lag-windows. *Annals of the Institute of Statistical Mathematics*, 61:477–498.
- Charnes, J. M. (1995). Analyzing multivariate output. In *Proceedings of the 27th Conference on Winter simulation*, pages 201–208. IEEE Computer Society.
- Chen, D.-F. R. and Seila, A. F. (1987). Multivariate inference in stationary simulation using batch means. In *Proceedings of the 19th Conference on Winter simulation*, pages 302–304. ACM.
- Chien, C.-H., Goldsman, D., and Melamed, B. (1997). Large-sample results for batch means. *Management Science*, 43:1288–1295.
- Dai, N. and Jones, G. L. (2017). Multivariate initial sequence estimators in Markov chain Monte Carlo. *Journal of Multivariate Analysis*, 159:184–199.
- Damerджи, H. (1991). Strong consistency and other properties of the spectral variance estimator. *Management Science*, 37:1424–1440.

- Damerджи, H. (1995). Mean-square consistency of the variance estimator in steady-state simulation output analysis. *Operations Research*, 43(2):282–291.
- De Jong, R. M. (2000). A strong consistency proof for heteroskedasticity and autocorrelation consistent covariance matrix estimators. *Econometric Theory*, 16:262–268.
- Finley, A., Banerjee, S., and Gelfand, A. (2015). spbayes for large univariate and multivariate point-referenced spatio-temporal data models. *Journal of Statistical Software*, 63(13):1–28.
- Flegal, J. M., Haran, M., and Jones, G. L. (2008). Markov chain Monte Carlo: Can we trust the third significant figure? *Statistical Science*, 23:250–260.
- Flegal, J. M., Hughes, J., Vats, D., and Dai, N. (2017). *mcmcse: Monte Carlo Standard Errors for MCMC*. R package version 1.3-2.
- Flegal, J. M. and Jones, G. L. (2010). Batch means and spectral variance estimators in Markov chain Monte Carlo. *The Annals of Statistics*, 38:1034–1070.
- Geyer, C. J. (1992). Practical Markov chain Monte Carlo (with discussion). *Statistical Science*, 7:473–511.
- Glynn, P. W. and Whitt, W. (1991). Estimating the asymptotic variance with batch means. *Operations Research Letters*, 10:431–435.
- Glynn, P. W. and Whitt, W. (1992). The asymptotic validity of sequential stopping rules for stochastic simulations. *The Annals of Applied Probability*, 2:180–198.
- Gong, L. and Flegal, J. M. (2016). A practical sequential stopping rule for high-dimensional Markov chain Monte Carlo. *Journal of Computational and Graphical Statistics*, 25(3):684–700.
- Hansen, B. E. (1992). Consistent covariance matrix estimation for dependent heterogeneous processes. *Econometrica: Journal of the Econometric Society*, pages 967–972.
- Ibragimov, I. A. and Linnik, Y. V. (1971). *Independent and Stationary Sequences of Random Variables*. Walters-Noordhoff, The Netherlands.



- Janssen, P. H. M. and Stoica, P. (1988). On the expectation of the product of four matrix-valued Gaussian random variables. *IEEE Transactions on Automatic Control*, 33:867–870.
- Jentsch, C. and Politis, D. N. (2015). Covariance matrix estimation and linear process bootstrap for multivariate time series of possibly increasing dimension. *The Annals of Statistics*, 43:1117–1140.
- Jones, G. L. (2004). On the Markov chain central limit theorem. *Probability Surveys*, 1:299–320.
- Jones, G. L., Haran, M., Caffo, B. S., and Neath, R. (2006). Fixed-width output analysis for Markov chain Monte Carlo. *Journal of the American Statistical Association*, 101:1537–1547.
- Kosorok, M. R. (2000). Monte Carlo error estimation for multivariate Markov chains. *Statistics & Probability Letters*, 46:85–93.
- Liu, J. S. and Wu, Y. N. (1999). Parameter expansion for data augmentation. *Journal of the American Statistical Association*, 94:1264–1274.
- Liu, Y. and Flegal, J. M. (2018a). Optimal mean squared error bandwidth for spectral variance estimators in MCMC simulations. *arXiv preprint arXiv:1804.05975*.
- Liu, Y. and Flegal, J. M. (2018b). Weighted batch means estimators in Markov chain Monte Carlo. *arXiv preprint arXiv:1805.08283*.
- Muñoz, D. F. and Glynn, P. W. (2001). Multivariate standardized time series for steady-state simulation output analysis. *Operations Research*, 49:413–422.
- Politis, D. N. and Romano, J. P. (1995). Bias-corrected nonparametric spectral estimation. *Journal of Time Series Analysis*, 16:67–103.
- Politis, D. N. and Romano, J. P. (1996). On flat-top kernel spectral density estimators for homogeneous random fields. *Journal of Statistical Planning and Inference*, 51:41–53.
- Priestley, M. B. (1981). Spectral analysis and time series.

- Roy, V. and Hobert, J. P. (2007). Convergence rates and asymptotic standard errors for Markov chain Monte Carlo algorithms for Bayesian probit regression. *Journal of the Royal Statistical Society: Series B*, 69:607–623.
- Song, W. T. and Schmeiser, B. W. (1995). Optimal mean-squared-error batch sizes. *Management Science*, 41:110–123.
- Tjøstheim, D. (1990). Non-linear time series and Markov chains. *Advances in Applied Probability*, 22:587–611.
- van Dyk, D. A. and Meng, X.-L. (2001). The art of data augmentation (with discussion). *Journal of Computational and Graphical Statistics*, 10:1–50.
- Vats, D., Flegal, J. M., and Jones, G. L. (2017). Multivariate output analysis for Markov chain Monte Carlo. *arxiv*.
- Vats, D., Flegal, J. M., and Jones, G. L. (2018). Strong consistency of multivariate spectral variance estimators in Markov chain Monte Carlo. *Bernoulli*, 24:1860–1909.
- Welch, P. D. (1987). On the relationship between batch means, overlapping means and spectral estimation. In *Proceedings of the 19th conference on Winter simulation*, pages 320–323. ACM.