

The Zumbach effect under rough Heston

Omar El Euch, École Polytechnique,
omar.el-euch@polytechnique.edu

Jim Gatheral, Baruch College, CUNY,
jim.gatheral@baruch.cuny.edu

Radoš Radoičić, Baruch College, CUNY,
rados.radoicic@baruch.cuny.edu

Mathieu Rosenbaum, École Polytechnique,
mathieu.rosenbaum@polytechnique.edu

September 7, 2018

Abstract

Previous literature has identified an effect, dubbed the Zumbach effect, that is nonzero empirically but conjectured to be zero in any conventional stochastic volatility model. Essentially this effect corresponds to the property that past squared returns forecast future volatilities better than past volatilities forecast future squared returns. We provide explicit computations of the Zumbach effect under rough Heston and show that they are consistent with empirical estimates. In agreement with previous conjectures however, the Zumbach effect is found to be negligible in the classical Heston model.

Keywords: Zumbach effect, rough Heston model.

1 Introduction

In a series of papers [BBMZ05, LZ03, ZL01, Zum04, Zum09], Gilles Zumbach and co-authors identified several empirical features of financial time series that are not well replicated by conventional stochastic volatility models. In this paper, we focus on one particular such effect dubbed the *Zumbach effect* in [BDB17].

Denote the true integrated variance from the open to the close of day t by σ_t^2 , the open to close return by r_t , and let $\langle \cdot \rangle$ represent a sample average. Then, for $\tau \in \mathbb{R}$, the statistic (6b) of [CB14]

$$\tilde{\mathcal{C}}^{(2)}(\tau) = \langle (\sigma_t^2 - \langle \sigma_t^2 \rangle) r_{t-\tau}^2 \rangle$$

quantifies (under stationarity assumptions) the covariance of integrated variance with past squared returns. The particular measure of time-reversal asymmetry (TRA) that is found empirically to be positive in [CB14] is given by

$$Z(\tau) := \tilde{\mathcal{C}}^{(2)}(\tau) - \tilde{\mathcal{C}}^{(2)}(-\tau), \quad \tau > 0. \quad (1.1)$$

In words, the covariance between historical squared returns and future integrated variance is greater than the covariance between historical integrated variance and future squared returns. The following quote from [BDB17] refers to this measure $Z(\tau)$ of TRA:

Interestingly, all continuous time stochastic volatility models, from the famous CIR-Heston model (Cox et al. 1985, Heston 1993) to the Multi-fractal Random Walk model alluded to above, obey TRS¹ by construction and therefore *cannot* account for the empirical TRA of financial time series.

In the present paper, we first confirm that $Z(\tau)$ is empirically nonzero. We then compute $Z(\tau)$ explicitly under rough Heston. We show that when the Hurst parameter H of the volatility process is small (H of order 0.1) as established empirically in [GJR18] and confirmed in [BLP16], the Zumbach effect obtained under rough Heston is very consistent with empirical estimates. However, when $H = 1/2$, corresponding to the conventional Heston model, we get that $Z(\tau)$ is indeed numerically absolutely negligible.

Our paper proceeds as follows. In Section 2, we confirm that the Zumbach effect is empirically nonzero. In Section 3, we compute the Zumbach effect under rough Heston. Finally, in Section 4, we show that the rough Heston model is both qualitatively and quantitatively consistent with empirical estimates. Some additional detailed computations are relegated to the appendix.

2 Empirical estimation of the Zumbach effect

For our empirical study, we use opening and closing prices and precomputed realized kernel estimates of intraday (open to close) integrated variance from the Oxford-Man

¹Time-reversal symmetry

Institute of Quantitative Finance Realized Library from 2000, January 3 to 2018, July 25.².

There are 31 indices in the Oxford dataset, as listed in Appendix A. We proceed by computing $\tilde{C}^{(2)}(\tau)$ and $\tilde{C}^{(2)}(-\tau)$ for each of these indices and converting these to correlations by dividing by the relevant sample variances. That is, for each index, we compute

$$\tilde{\rho}(\tau) = \frac{\tilde{C}^{(2)}(\tau)}{\sqrt{\langle(\sigma_t^2 - \langle\sigma_t^2\rangle)^2\rangle \langle(r_{t-\tau}^2 - \langle r_{t-\tau}^2\rangle)^2\rangle}}.$$

We then average the $\tilde{\rho}_j$ across the indices j in the dataset to obtain

$$\bar{\rho}(\tau) = \frac{1}{31} \sum_{j=1}^{31} \tilde{\rho}_j(\tau).$$

Finally, corresponding to Equation (25) of [CB14], we further define the integrated difference

$$\Delta(\tau) = \sum_{i=1}^{\tau} (\bar{\rho}(i) - \bar{\rho}(-i)).$$

In Figure 2.1, we present respectively $\bar{\rho}(\tau)$, $\bar{\rho}(-\tau)$ and $\Delta(\tau)$, reproducing Figure 10 of [CB14], and confirming empirically that the Zumbach effect is nonzero.

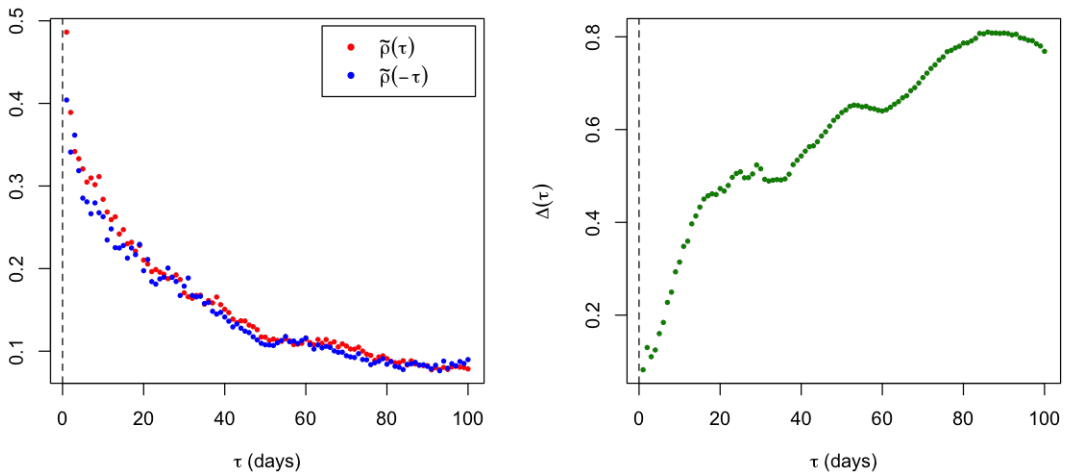


Figure 2.1: In the left panel, the $\bar{\rho}(\tau)$ are in red, the $\bar{\rho}(-\tau)$ in blue. In the right panel we plot the integrated difference $\Delta(\tau)$.

²<http://realized.oxford-man.ox.ac.uk/data/download> The Oxford-Man Institute of Quantitative Finance Realized Library contains a selection of daily non-parametric estimates of volatility of financial assets, including realized variance and realized kernel estimates. A selection of such estimators is described and their performances compared in, for example, [GO10].

Remark 2.1. Comparing Figure 2.1 with Figure 10 of [CB14], we note that our correlations are in general significantly greater. We attribute this difference to the superior accuracy of the Oxford-Man realized kernel estimates of integrated variance that we use here relative to the Rogers-Satchell estimates computed in [CB14].

3 The rough Heston model

3.1 Description of the model

We consider the rough Heston model introduced in [EER18a] for the price S_t of an asset at time t :

$$dS_t = S_t \sqrt{V_t} dW_t,$$

$$V_t = g_0(t) - \frac{1}{\Gamma(H + 1/2)} \int_0^t (t-s)^{H-1/2} \lambda V_s ds + \frac{1}{\Gamma(H + 1/2)} \int_0^t (t-s)^{H-1/2} \nu \sqrt{V_s} dB_s. \quad (3.1)$$

Here $H \in (0, 1/2]$ is the Hurst exponent of the volatility, $\lambda > 0$ is the mean reversion parameter, $\nu > 0$ is the volatility of volatility parameter and (W, B) is a ρ -correlated Brownian motion with $\rho \in [-1, 1]$. The function g_0 is assumed to be continuous and is linked to the forward variance curve $\xi_0(t) = \mathbb{E}[V_t]$ as follows:

$$g_0(t) = \xi_0(t) + \frac{1}{\Gamma(H + 1/2)} \int_0^t (t-s)^{H-1/2} \lambda \xi_0(s) ds. \quad (3.2)$$

Note that in [JE18], a general condition on g_0 is given to guarantee weak existence and uniqueness for the solution of the equation defining the rough Heston model.

In [EER18a, EER18b], it is shown that there exists a semi-closed form expression for the characteristic function, just as in the classical Heston case, and that explicit hedging strategies can be derived. Fast and accurate option pricing is also possible, see [GR18]. Furthermore, the rough Heston model displays the rough behavior of the volatility observed empirically in [GJR18]. More precisely, the variance process V admits Hölder continuous paths with regularity strictly less than H . In addition to the fit to historical data, it is shown in [EEGR18] that with suitably calibrated parameters (H , ν , ρ and λ), the rough Heston model typically fits the SPX volatility surface remarkably well.

3.2 The Zumbach effect under rough Heston: explicit computation

We provide in this section an explicit formula for the Zumbach effect in the rough Heston model (Theorem 3.1). We start with a discussion about the use of correlations or covariances when computing the Zumbach effect under rough Heston.

3.2.1 Correlations versus covariances

From a theoretical viewpoint, approximating theoretical quantities such as covariances and correlations by sample values makes sense only provided the underlying dynamics can be considered stationary. In the context of the rough Heston model (3.1), this would imply that the parameter λ should be large enough with respect to the observation time scale. However, whether rough volatility models are estimated under \mathbb{P} or \mathbb{Q} , λ is typically found to be small relative to this observation time scale, see [EEGR18]. In this case, under rough Heston, the very notion of the Zumbach effect may appear somehow ill-defined.

It turns out, as will be seen in Section 3.2.2, that under rough Heston, the Zumbach effect $Z(\tau)$ expressed as a difference of covariances (1.1), does not depend asymptotically on λ . This is in contrast to the effect $Z^{\text{Correl}}(\cdot)$ expressed in terms of correlations as in Proposition C.1. Consequently, we choose to focus on covariances and express the Zumbach effect in terms of the covariances $\tilde{C}^{(2)}$ rather than the correlations $\tilde{\rho}$. For the sake of completeness, computations based on correlation in the stationary regime are presented in Appendix C.

3.2.2 Computation of the Zumbach effect

Denote the length of the trading day by δ . Under the rough Heston model, the open to close (log-)return is given by³

$$r_t = \int_{t-\delta}^t \sqrt{V_s} dW_s,$$

and the daily integrated variance by

$$\sigma_t^2 = \int_{t-\delta}^t V_s ds.$$

Our aim is to prove that in the rough Heston model, the counterpart of $Z(\tau) = \tilde{C}^{(2)}(\tau) - \tilde{C}^{(2)}(-\tau)$ is positive for $\tau = k\delta$ with $k \in \mathbb{N}_{>0}$. Hence, we write

$$Z_t(k) = \text{Cov}[r_t^2, \sigma_{t+k\delta}^2] - \text{Cov}[r_{t+k\delta}^2, \sigma_t^2], \quad k \in \mathbb{N}_{>0}, \quad t \geq \delta.$$

By Itô's isometry, $\mathbb{E}[r_t^2] = \mathbb{E}[\sigma_t^2]$ for any time t so

$$Z_t(k) = \mathbb{E}[r_t^2 \sigma_{t+k\delta}^2] - \mathbb{E}[r_{t+k\delta}^2 \sigma_t^2].$$

Applying Itô's formula, we get

$$r_t^2 = 2 \int_{t-\delta}^t \sqrt{V_s} \left(\int_{t-\delta}^s \sqrt{V_u} dW_u \right) dW_s + \sigma_t^2.$$

³For simplicity, we take only the martingale part of the log-returns.

This together with the fact that $\mathbb{E} [r_{t+k\delta}^2 \sigma_t^2] = \mathbb{E} [\mathbb{E} [r_{t+k\delta}^2 | \mathcal{F}_t] \sigma_t^2] = \mathbb{E} [\sigma_{t+k\delta}^2 \sigma_t^2]$ leads to

$$Z_t(k) = 2 \mathbb{E} \left[\sigma_{t+k\delta}^2 \int_{t-\delta}^t \sqrt{V_s} \left(\int_{t-\delta}^s \sqrt{V_u} dW_u \right) dW_s \right]. \quad (3.3)$$

Substituting (3.2) into (3.1) with $\alpha = H + \frac{1}{2}$ gives

$$V_t = \xi_0(t) - \frac{1}{\Gamma(\alpha)} \int_0^t (t-s)^{\alpha-1} \lambda (V_s - \xi_0(s)) ds + \frac{1}{\Gamma(\alpha)} \int_0^t (t-s)^{\alpha-1} \nu \sqrt{V_s} dB_s.$$

From Lemma B.1, the solution is given by

$$V_t = \xi_0(t) + \int_0^t f^{\alpha,\lambda}(t-s) \frac{\nu}{\lambda} \sqrt{V_s} dB_s \quad (3.4)$$

where $f^{\alpha,\lambda}(x) = \lambda x^{\alpha-1} \sum_{k \geq 0} \frac{(-\lambda x^\alpha)^k}{\Gamma(\alpha(k+1))}$ is the Mittag-Leffler density function. It follows that the future integrated variance satisfies

$$\begin{aligned} \sigma_{t+k\delta}^2 &= \int_{t+(k-1)\delta}^{t+k\delta} V_s ds \\ &= \int_{t+(k-1)\delta}^{t+k\delta} \xi_0(s) ds + \int_0^{t+k\delta} F^{\alpha,\lambda}(t+k\delta-s) \frac{\nu}{\lambda} \sqrt{V_s} dB_s \\ &\quad - \int_0^{t+(k-1)\delta} F^{\alpha,\lambda}(t+(k-1)\delta-s) \frac{\nu}{\lambda} \sqrt{V_s} dB_s, \end{aligned}$$

where $F^{\alpha,\lambda}(x) = \int_0^x f^{\alpha,\lambda}(s) ds$. Consequently (3.3) may be rewritten as

$$Z_t(k) = 2 \frac{\rho\nu}{\lambda} \int_{t-\delta}^t (F^{\alpha,\lambda}(t+k\delta-s) - F^{\alpha,\lambda}(t+(k-1)\delta-s)) \mathbb{E} \left[V_s \int_{t-\delta}^s \sqrt{V_u} dW_u \right] ds.$$

Again using (3.4), we have that for $s \geq t - \delta$,

$$\mathbb{E} \left[V_s \int_{t-\delta}^s \sqrt{V_u} dW_u \right] = \frac{\rho\nu}{\lambda} \int_{t-\delta}^s f^{\alpha,\lambda}(s-u) \xi_0(u) du.$$

Thus,

$$Z_t(k) = 2 \frac{(\rho\nu)^2}{\lambda^2} \int_0^\delta (F^{\alpha,\lambda}(s+k\delta) - F^{\alpha,\lambda}(s+(k-1)\delta)) \int_0^{\delta-s} f^{\alpha,\lambda}(u) \xi_0(t-s-u) du ds, \quad (3.5)$$

which is positive if ρ is different from zero. Using the fact that

$$F^{\alpha,\lambda}(x) \underset{x \rightarrow 0}{\sim} \frac{\lambda x^\alpha}{\Gamma(\alpha+1)},$$

together with the dominated convergence theorem, we derive the following result.

Theorem 3.1. Assume that ρ is nonzero and that the forward variance curve is continuous. Then $Z_t(k) > 0$ and as δ goes to zero,

$$Z_t(k) \underset{\delta \rightarrow 0}{\sim} 2(\rho\nu)^2 \delta^{2\alpha+1} g_\alpha(k) \xi_0(t), \quad k \in \mathbb{N}_{>0}, \quad t > 0,$$

with $g_\alpha(k) = \frac{1}{\Gamma(\alpha+1)^2} \int_0^1 ((k+s)^\alpha - (k+s-1)^\alpha) (1-s)^\alpha ds$.

We see that this measure of the Zumbach effect is indeed independent of λ . It is also independent of t in the flat forward variance curve case.

4 Numerical results

To compare model computations with empirical estimates, we adopt the following model parameters typical of calibrations to the SPX implied volatility surface:

$$\rho = -0.7, \quad \nu = 0.45, \quad H = 0.05, \quad \lambda = 0.3.$$

We assume a flat forward variance curve setting $\xi_0(t) = 0.025$, the approximate sample mean of σ_t^2 .

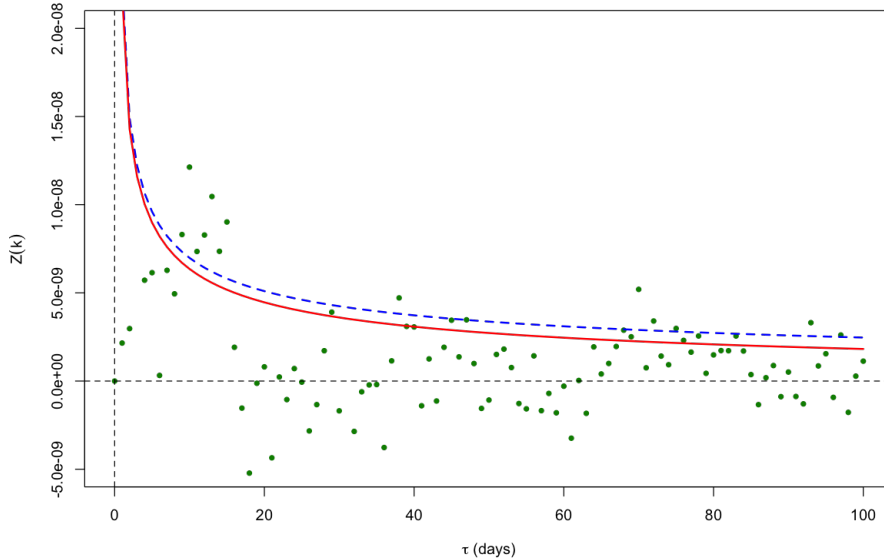


Figure 4.1: With $\tau = k\delta$, the green points are the empirical estimates of $Z(\tau)$, the solid red line is the model computation (3.5) of $Z_t(k)$, the dashed blue line is the small δ approximation from Theorem 3.1 to $Z_t(k)$.

In Figure 4.1, we superimpose empirical estimates $Z(\tau) = Z(k\delta)$ and model computations $Z_t(k)$ for SPX (which do not depend on t here). Although model computations

are somewhat higher than empirical estimates, we argue that this nevertheless represents good agreement between model and data. One factor no doubt contributing to the discrepancy is that we expect volatility of volatility and correlation under \mathbb{Q} to be more extreme than their equivalents under \mathbb{P} .

4.1 Dependence on H

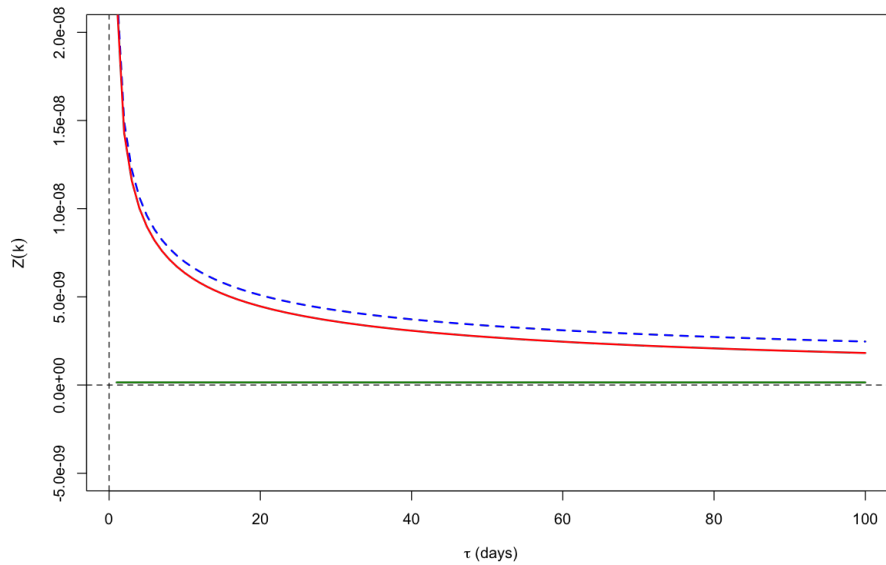


Figure 4.2: The solid red line is $Z_t(k)$ computed with $H = 0.05$, the blue dashed line is the approximation from Theorem 3.1, and the green line close to the x -axis is $Z_t(k)$ with $H = 1/2$. We see that the effect is negligible when $H = 1/2$.

We now examine the dependence of $Z_t(k)$ on the Hurst exponent H . We already showed that under rough Heston with reasonable parameters, the Zumbach effect is consistent with empirical estimates. In contrast, when $H = 1/2$, we see from Figure 4.2 that the Zumbach effect is negligible. Indeed, from Theorem 3.1, $Z_t(k)$ is of order $\delta^{2\alpha+1} = \delta^{2H}$ for small δ . When $H = 1/2$, $Z_t(k) \sim \delta$ becomes very small, whereas as $H \rightarrow 0$, that is when volatility is rough, the Zumbach effect remains significant.

Acknowledgements

We thank Jean-Philippe Bouchaud for drawing the Zumbach effect to our attention, and for many animated and scintillating subsequent discussions.

A List of indices in the Oxford-Man Institute of Quantitative Finance Realized Library

The following table lists all of the index tickers included in the Oxford-Man Institute of Quantitative Finance Realized Library together with index descriptions.

Index ticker	Index description
.AEX	Amsterdam Exchange Index
.AORD	All Ordinaries Index
.BFX	BEL 20 Index
.BSESN	S&P Bombay Stock Exchange SENSEX Index
.BVLG	Euronext PSI General Index
.BVSP	BOVESPA Index
.DJI	Dow Jones Industrial Average
.FCHI	CAC 40
.FTMIB	FTSE MIB Index
.FTSE	FTSE 100 Index
.GDAXI	DAX Index
.GSPTSE	S&P/TSX Composite Index
.HSI	Hang Seng Index
.IBEX	IBEX 35 Index
.IXIC	Nasdaq Composite Index
.KS11	KOSDAQ Composite Index
.KSE	Karachi Stock Exchange 100 Index
.MXX	Mexican Bolsa IPC Index
.N225	Nikkei 225 Index
.NSEI	NIFTY 50 Index
.OMXC20	OMX Copenhagen 20 Index
.OMXHPI	OMX Helsinki All-Share Index
.OMXSPI	OMX Stockholm All-Share Index
.OSEAX	Oslo Børs All-Share Index
.RUT	Russell 2000 Index
.SMSI	Madrid General Index
.SPX	S&P 500 Index
.SSEC	Shanghai Composite Index
.SSMI	Swiss Market Index
.STI	Straits Times Index
.STOXX50E	Euro STOXX 50 Index

B Proof of (3.4)

The following technical lemma slightly extends Proposition 4.10 in [EEFR18].

Lemma B.1. *The process V is solution of the following rough stochastic differential equation*

$$V_t = \xi_0(t) - \frac{1}{\Gamma(\alpha)} \int_0^t (t-s)^{\alpha-1} \lambda (V_s - \xi_0(s)) ds + \frac{1}{\Gamma(\alpha)} \int_0^t (t-s)^{\alpha-1} \nu \sqrt{V_s} dB_s$$

if and only if it is solution of

$$V_t = \xi_0(t) + \int_0^t f^{\alpha,\lambda}(t-s) \frac{\nu}{\lambda} \sqrt{V_s} dB_s.$$

Proof. Suppose

$$V_t = \xi_0(t) + \int_0^t f^{\alpha,\lambda}(t-s) \frac{\nu}{\lambda} \sqrt{V_s} dB_s.$$

Then⁴ using fractional integration of order $1-\alpha$ (denoted by $I^{1-\alpha}$), the properties of the Mittag-Leffler density and the stochastic Fubini theorem, this is equivalent to

$$\begin{aligned} I^{1-\alpha} V_t &= I^{1-\alpha} \xi_0(t) + \frac{\nu}{\lambda} \int_0^t I^{1-\alpha} f^{\alpha,\lambda}(t-s) \sqrt{V_s} dB_s \\ &= I^{1-\alpha} \xi_0(t) + \frac{\nu}{\lambda} \int_0^t \lambda (1 - F^{\alpha,\lambda}(t-s)) \sqrt{V_s} dB_s \\ &= I^{1-\alpha} \xi_0(t) + \nu \int_0^t \sqrt{V_s} dB_s - \nu \int_0^t dB_s \int_s^t f^{\alpha,\lambda}(u-s) \sqrt{V_s} du \\ &= I^{1-\alpha} \xi_0(t) + \nu \int_0^t \sqrt{V_s} dB_s - \nu \int_0^t du \int_0^u f^{\alpha,\lambda}(u-s) \sqrt{V_s} dB_s \\ &= I^{1-\alpha} \xi_0(t) + \nu \int_0^t \sqrt{V_s} dB_s - \lambda \int_0^t (V_u - \xi_0(u)) du. \end{aligned}$$

Finally, applying fractional differentiation of order $1-\alpha$ together with the stochastic Fubini theorem we deduce the result. \square

C The Zumbach effect in terms of correlations in the stationary regime

We now discuss the Zumbach effect in terms of correlations in the stationary regime, that is when t goes to infinity. In particular, we suppose that $\xi_0(t)$ satisfies

$$\xi_0(t) \longrightarrow \xi_0(\infty), \tag{C.1}$$

⁴For definitions and properties of fractional integration and differentiation and of the Mittag-Leffler density $f^{\alpha,\lambda}$, see for example Appendices A3 and A4 of [EEFR18].

as t goes infinity for some $\xi_0(\infty) > 0$. From Theorem 3.1, we have that for small δ , $Z_t(k)$ is equivalent to

$$2(\rho\nu)^2\delta^{2\alpha+1}g_\alpha(k)\xi_0(\infty).$$

Moreover, from Appendix D, the limit of $\mathbb{E}[r_t^4]$ as t goes to infinity is

$$\begin{aligned} & \xi_0(\infty)\frac{12\rho^2\nu^2}{\lambda^2}\int_0^\delta F^{\alpha,\lambda}(s)F^{\alpha,\lambda}(\delta-u)du + 3\xi_0(\infty)^2\delta^2 + \frac{3\nu^2}{\lambda^2}\xi_0(\infty)\int_0^\delta F^{\alpha,\lambda}(u)^2du \\ & + \frac{6\nu^2}{\lambda^2}\xi_0(\infty)\int_0^\infty\left(\int_0^\delta(F^{\alpha,\lambda}(s+u)-F^{\alpha,\lambda}(u))f^{\alpha,\lambda}(s+u)ds\right)du. \end{aligned}$$

This limit is equivalent for small δ to

$$3\xi_0(\infty)^2\delta^2 + \frac{3\nu^2}{\lambda^2}\xi_0(\infty)\delta^2\int_0^\infty f^{\alpha,\lambda}(s)^2ds.$$

In the same way, from Appendix D, the limit of $\text{Var}[\sigma_t^2]$ as t goes to infinity is

$$\frac{\nu^2}{\lambda^2}\xi_0(\infty)\int_0^\infty(F^{\alpha,\lambda}(s+\delta)-F^{\alpha,\lambda}(s))^2ds + \frac{\nu^2}{\lambda^2}\xi_0(\infty)\int_0^\delta F^{\alpha,\lambda}(s)^2ds,$$

which is equivalent to

$$\frac{\nu^2}{\lambda^2}\xi_0(\infty)\delta^2\int_0^\infty f^{\alpha,\lambda}(s)^2ds.$$

Let us now define the correlation based Zumbach effect $Z^{\text{Correl}}(k)$ by

$$Z^{\text{Correl}}(k) = \frac{\lim_{t \rightarrow \infty} Z_t(k)}{\sqrt{\lim_{t \rightarrow \infty} \text{Var}[\sigma_t^2] \text{Var}[r_t^2]}}.$$

From previous computations, we deduce the following proposition.

Proposition C.1. *We have*

$$Z^{\text{Correl}}(k) \underset{\delta \rightarrow 0}{\sim} \frac{2(\rho\nu)^2\sqrt{\xi_0(\infty)}}{\sqrt{\frac{\nu^2}{\lambda^2}\int_0^\infty f^{\alpha,\lambda}(s)^2ds}\sqrt{2\xi_0(\infty) + \frac{3\nu^2}{\lambda^2}\int_0^\infty f^{\alpha,\lambda}(s)^2ds}}\delta^{2\alpha-1}g_\alpha(k).$$

D Variance computations

We compute in this section $\text{Var}[\sigma_t^2]$ and $\text{Var}[r_t^2]$. Using (3.4) together with the stochastic Fubini theorem, we have that

$$\sigma_t^2 = \int_{t-\delta}^t \xi_0(s)ds + \int_0^t \frac{\nu}{\lambda} F^{\alpha,\lambda}(t-s)\sqrt{V_s}dB_s - \int_0^{t-\delta} \frac{\nu}{\lambda} F^{\alpha,\lambda}(t-\delta-s)\sqrt{V_s}dB_s. \quad (\text{D.1})$$

Hence,

$$\text{Var}[\sigma_t^2] = \frac{\nu^2}{\lambda^2} \int_0^{t-\delta} (F^{\alpha,\lambda}(s+\delta) - F^{\alpha,\lambda}(s))^2 \xi_0(t-\delta-s) ds + \frac{\nu^2}{\lambda^2} \int_0^\delta F^{\alpha,\lambda}(s)^2 \xi_0(t-s) ds.$$

In order to compute $\text{Var}[r_t^2]$, we need to get $\mathbb{E}[r_t^4]$. Note that by Itô's formula,

$$\mathbb{E}[r_t^4] = 6 \int_{t-\delta}^t \mathbb{E} \left[\left(\int_{t-\delta}^s \sqrt{V_u} dW_u \right)^2 V_s \right] ds.$$

Using again Itô's formula, we get that $\mathbb{E} \left[\left(\int_{t-\delta}^s \sqrt{V_u} dW_u \right)^2 V_s \right]$ is equal to

$$2\mathbb{E} \left[V_s \int_{t-\delta}^s \sqrt{V_u} \int_{t-\delta}^u \sqrt{V_w} dW_w dW_u \right] + \mathbb{E} \left[V_s \int_{t-\delta}^s V_u du \right]. \quad (\text{D.2})$$

From (3.4), the first term in (D.2) is given by

$$\frac{2\rho\nu}{\lambda} \int_{t-\delta}^s f^{\alpha,\lambda}(s-u) \mathbb{E} \left[V_u \int_{t-\delta}^u \sqrt{V_w} dW_w \right] du,$$

which is equal to

$$\frac{2\rho^2\nu^2}{\lambda^2} \int_{t-\delta}^s f^{\alpha,\lambda}(s-u) \left(\int_{t-\delta}^u f^{\alpha,\lambda}(u-w) \xi_0(w) dw \right) du.$$

Hence the first term in (D.2) is equal to

$$\frac{2\rho^2\nu^2}{\lambda^2} \int_0^{s-t+\delta} f^{\alpha,\lambda}(u) \left(\int_0^{s-u-t+\delta} f^{\alpha,\lambda}(w) \xi_0(s-u-w) dw \right) du.$$

Moreover, similarly to (D.1),

$$\int_{t-\delta}^s V_u du = \int_{t-\delta}^s \xi_0(u) du + \int_0^s \frac{\nu}{\lambda} F^{\alpha,\lambda}(s-u) \sqrt{V_u} dB_u - \int_0^{t-\delta} \frac{\nu}{\lambda} F^{\alpha,\lambda}(t-\delta-u) \sqrt{V_u} dB_u.$$

Therefore the second term of (D.2) is given by

$$\begin{aligned} & \xi_0(s) \int_0^{s-t+\delta} \xi_0(u+t-\delta) du + \frac{\nu^2}{\lambda^2} \int_0^{s-t+\delta} f^{\alpha,\lambda}(u) F^{\alpha,\lambda}(u) \xi_0(s-u) du \\ & + \frac{\nu^2}{\lambda^2} \int_0^{t-\delta} (F^{\alpha,\lambda}(s-t+\delta+u) - F^{\alpha,\lambda}(u)) f^{\alpha,\lambda}(s-t+\delta+u) \xi_0(t-\delta-u) du. \end{aligned}$$

Consequently, $\mathbb{E}[r_t^4]$ is equal to

$$\begin{aligned} & \frac{12\rho^2\nu^2}{\lambda^2} \int_0^\delta \int_0^s f^{\alpha,\lambda}(u) \left(\int_0^{s-u} f^{\alpha,\lambda}(w) \xi_0(s-u+t-\delta-w) dw \right) duds \\ & + 6 \int_0^\delta \xi_0(s+t-\delta) \int_0^s \xi_0(u+t-\delta) duds + \frac{6\nu^2}{\lambda^2} \int_0^\delta \int_0^s f^{\alpha,\lambda}(u) F^{\alpha,\lambda}(u) \xi_0(s+t-\delta-u) duds \\ & + \frac{6\nu^2}{\lambda^2} \int_0^{t-\delta} \left(\int_0^\delta (F^{\alpha,\lambda}(s+u) - F^{\alpha,\lambda}(u)) f^{\alpha,\lambda}(s+u) ds \right) \xi_0(t-\delta-u) du. \end{aligned}$$

References

- [BBMZ05] Lisa Borland, Jean-Philippe Bouchaud, Jean-François Muzy, and Gilles Zumbach. The dynamics of financial markets-Mandelbrot’s cascades and beyond. *Wilmott Magazine*, 2005.
- [BDB17] Pierre Blanc, Jonathan Donier, and Jean-Philippe Bouchaud. Quadratic Hawkes processes for financial prices. *Quantitative Finance*, 17(2):171–188, 2017.
- [BLP16] Mikkel Bennedsen, Asger Lunde, and Mikko S Pakkanen. Decoupling the short-and long-term behavior of stochastic volatility. *Available at SSRN 2846756*, 2016.
- [CB14] Rémy Chicheportiche and Jean-Philippe Bouchaud. The fine-structure of volatility feedback I: Multi-scale self-reflexivity. *Physica A: Statistical Mechanics and its Applications*, 410:174–195, 2014.
- [EEFR18] Omar El Euch, Masaaki Fukasawa, and Mathieu Rosenbaum. The microstructural foundations of leverage effect and rough volatility. *Finance and Stochastics*, 22(2):241–280, 2018.
- [EEGR18] Omar El Euch, Jim Gatheral, and Mathieu Rosenbaum. Roughening Heston. *Available at SSRN 3116887*, 2018.
- [EER18a] Omar El Euch and Mathieu Rosenbaum. The characteristic function of rough Heston models. *Mathematical Finance, forthcoming*, 2018.
- [EER18b] Omar El Euch and Mathieu Rosenbaum. Perfect hedging in rough Heston models. *The Annals of Applied Probability, forthcoming*, 2018.
- [GJR18] Jim Gatheral, Thibault Jaisson, and Mathieu Rosenbaum. Volatility is rough. *Quantitative Finance*, 18(6):933–949, 2018.
- [GO10] Jim Gatheral and Roel CA Oomen. Zero-intelligence realized variance estimation. *Finance and Stochastics*, 14(2):249–283, 2010.
- [GR18] Jim Gatheral and Radoš Radoičić. Rational approximation of the rough Heston solution. *SSRN*, 2018.
- [JE18] Eduardo Abi Jaber and Omar El Euch. Markovian structure of the Volterra Heston model. *arXiv preprint arXiv:1803.00477*, 2018.
- [LZ03] Paul E Lynch and Gilles O Zumbach. Market heterogeneities and the causal structure of volatility. *Quantitative Finance*, 3(4):320–331, 2003.
- [ZL01] Gilles Zumbach and Paul Lynch. Heterogeneous volatility cascade in financial markets. *Physica A: Statistical Mechanics and its Applications*, 298(3-4):521–529, 2001.

- [Zum04] Gilles Zumbach. Volatility processes and volatility forecast with long memory. *Quantitative Finance*, 4(1):70–86, 2004.
- [Zum09] Gilles Zumbach. Time reversal invariance in finance. *Quantitative Finance*, 9(5):505–515, 2009.