

Location and Capacity Planning of Facilities with General Service-Time Distributions Using Conic Optimization

Amir Ahmadi-Javid[†], Oded Berman^{*}, Pooya Hoseinpour[‡]

[†]*Department of Industrial Engineering & Management Systems, Amirkabir University of Technology, Tehran, Iran*

^{*}*Rotman School of Management, University of Toronto, Toronto, Canada*

[‡]*Desautels Faculty of Management, McGill University, Montreal, Quebec, Canada*

arXiv: August 31 2018

Abstract. This paper studies a stochastic congested location problem in the network of a service system that consists of facilities to be established in a finite number of candidate locations. Population zones allocated to each open service facility together creates a stream of demand that follows a Poisson process and may cause congestion at the facility. The service time at each facility is stochastic and depends on the service capacity and follows a general distribution that can differ for each facility. The service capacity is selected from a given (bounded or unbounded) interval. The objective of our problem is to optimize a balanced performance measure that compromises between facility-induced and customer-related costs. Service times are represented by a flexible location-scale stochastic model. The problem is formulated using quadratic conic optimization. Valid inequalities and a cut-generation procedure are developed to increase computational efficiency. A comprehensive numerical study is carried out to show the efficiency and effectiveness of the solution procedure. Moreover, our numerical experiments using real data of a preventive healthcare system in Toronto show that the optimal service network configuration is highly sensitive to the service-time distribution. Our method for convexifying the waiting-time formulas of M/G/1 queues is general and extends the existing convexity results in queueing theory such that they can be used in optimization problems where the service rates are continuous.

Keywords: Service system design; Stochastic location models; Congested networks; M/M/1 and M/G/1 queue systems; Location problems with congestion; Integer nonlinear programming; Second-order cone programming (Conic quadratic programming or Mixed 0-1 conic optimization); Mixed-integer convex optimization.

1 Introduction

This paper focuses on the design of congested service facilities with immobile servers. In such systems congestion arises because population zones (customers) generate streams of stochastic demand for service, which evolve according to Poisson processes, the resources of the facilities are limited, and the service times provided by the facilities are stochastic. The design problem determines the optimal number, locations, and service capacities of the established facilities. Applications of the design problem include private service facilities such as retail stores or maintenance shops, and public service facilities, such as government offices and hospitals.

In a survey on Stochastic Location models with Congestion and Immobile Servers (SLCIS models), Berman and Krass (2015) classified SLCIS models into four classes according to the type of demand for service: inelastic or elastic, and according to the way demand is assigned to facilities which is determined by: a central authority (a decision maker) or by the customers (user choice). In the models presented in our paper, the demand is assumed to be inelastic and allocation of demand can be assumed to be determined either by a decision maker or by the customers. The paper also belongs to the family of balanced-objective models. The models that belong to this family are designed to balance the travel and congestion costs that are incurred by the customers, and the facility-related costs that include the fixed costs of opening facilities and the costs to serve customers.

Balance-objective SLCIS models are studied under different assumptions in many papers, such as Marianov and Rios (2000), Wang et al. (2004), Elhedhli (2006), Berman and Drezner (2007), Aboolian et al. (2008), Castillo et al. (2009), Abouee-Mehrzi et al. (2011), Vidyardhi and Jayaswal (2014), Ahmadi-Javid and Hoseinpour (2017). The main difficulty of balance-objective SLCIS models stems from the nonlinearity of the congestion term.

Except for a few papers, e.g., Berman and Drezner (2007), and Aboolian et al. (2008), which considered M/M/k queue systems in their SLCIS models, each facility is modeled via a one-server queue, and its service capacity is treated as a decision variable. The advantage of considering one-server facilities is that it is easier to handle mathematically and is more practical when the facility uses a variety of processing resources (Berman & Krass, 2015).

There are two approaches for determining the service capacities for one-server facilities. One approximate approach, which we call the *discretization* approach, is to assume that there is a finite set of potential service capacities and one of them should be selected. The other approach, which we call the *continuous* approach, is to assume that an interval of service capacities is given and a point on this interval should be selected. The continuous approach is the more desirable one since it can cover the real-world cases where the intervals can be long or unbounded.

The continuous approach has been broadly studied in the queuing literature; see, for example, Weber (1983), Grassmann (1983), Tu and Kumin (1983), Harel and Zipkin (1987), Shaked and Shanthikumar (1988), Buzacott and Shanthikumar (1992), Fridgeirsdottir and Chiu (2005). However, the majority of the work on SLCLS models is based on the discretizing approach because of its simplicity. Recently, a couple of papers used the continuous approach only for M/M/1 queues. Castillo et al. (2009) and Hoseinpour and Ahmadi-Javid (2016) applied this approach to develop balance-objective SLCLS models, and presented Lagrangian heuristics to solve their models. Aboolian et al. (2015) used the continuous approach in a very different setting where demands are elastic. They solved their model by linearizing the nonlinear terms in the equilibrium constraints.

In most of the SLCLS models, it is assumed that the distribution of the service time is exponential due to its simplicity. This assumption may not be realistic in practice (Boffey et al., 2006). For the M/M/1 system, since the variance of the service-time distribution is equal to the square of the mean service time (the reciprocal of the service capacity), knowledge of the mean value is sufficient. However, for the M/G/1 system, the variance of the service time appears in the expected waiting time in the system, which is the key performance measure used in the SLCLS context. As discussed in Berman and Krass (2015), quite often it is required to determine not only how much capacity to add, but also what kind of capacity to install. For example, the variance of the service time may be small when a higher automation is added and may be large when a manual capacity is added, which can result in the same mean service time but different distributions, and different variances in particular.

Recently, Vidyarthi and Jayaswal (2014) and Ahmadi-Javid and Hoseinpour (2017) applied the discretization approach to study balance-objective SLCLS models with M/G/1 queues. The input of these models for each facility is a finite set of pairs of service capacities and service-time variances, from which one pair should be selected. In these models, the variance is treated as an intrinsic parameter, which is not affected by the service capacity. However, under the continuous approach it is required to allow the variance of the service-time distribution to depend on the service capacity, which makes the resulting model very complicated.

In our paper, for the first time a balance-objective SLCLS model with M/G/1 facilities under the continuous approach is considered, where each service-time variance is a function of the service capacity. To determine how the expected waiting time in an M/G/1 queue changes with the service capacity, we represent the service time of each facility as a general location-scale stochastic model, which covers many well-known univariate distributions. This model extends the simple scale model used in the queuing literature to develop convexity results for G/G/1 queues by Weber (1983), Stidham (1992), and Fridgeirsdottir and Chiu (2005).

To solve the proposed problem, we first formulate it as a mixed-integer non-convex minimization model. Then, we reformulate the model as a Mixed-Integer Second-Order Cone Program (MISOCP), which makes it possible to solve the problem efficiently. Valid inequalities and a cut-generation procedure are also used to enhance the solution procedure in solving large-size instances. Recently, Ahmadi-Javid and Hoseinpour (2017) proposed MISOCPs for an SLCLS problem under the discrete approach where a finite set of candidate pairs of service rate and service-time variance is given as input for each service-time distribution. They showed that the convexified models significantly outperform the best-known solution method presented for that problem. However, their reformulation cannot be adapted for our new SLCLS problem, in which service rates are continuous and the variances are nonlinear functions of these variables (see Remark 5 in Section 7). Moreover, the results obtained by Weber (1983), which show that the queuing formulas are convex in continuous service rates, is not helpful here because i) the underlying stochastic representation model (see (23)) is very simple and does not cover well-known distributions, and ii) the convexity of the formulas does not hold jointly in both arrival and service rates even for the M/M/1 queues (see Remark 8 in Section 7), and hence the resulting formulation is not convex.

The main contributions of this paper are as follows:

- 1- For the first time, this paper studies an SLCLS problem with M/G/1 queues where service rates are continuous decision variables. The resulting optimization model is a mixed-integer nonlinear program that can be solved optimally by our solution method developed based on mixed-integer convex optimization.
- 2- To express service-time distributions in terms of service rates, a flexible stochastic representation model is used, which covers many known distributions and considerably generalizes the simple scale model in queuing theory. Our convexification method for M/G/1 queues extends the convexity results developed for G/G/1 queues with the scale representation model in a way that the resulting large-scale optimization models can be solved optimally by existing optimization solvers.
- 3- MISOCPs are promising mixed-integer convex optimization models that can be solved in large scales by the state-of-the-art optimization solvers such as CPLEX. The condition under which the model of our SLCLS problem can be cast as an MISOCP is investigated (Theorem 1). This condition is proven to hold for the proposed stochastic representation model (Proposition 1). Moreover, more efficient MISOCPs are obtained for special cases (Section 4). These reformulations enable us to solve the problem exactly. In fact, our reformulations extend the domain of application of MISOCPs. Our method is general and can be applied to similar problems (Section 7).

- 4- A class of valid inequities is proposed to enhance the MISOCPs (Section 5.1). A branch-and-cut algorithm is developed to solve the problem, in which effective *lift-and-project* cuts are iteratively added (Section 5.2). The numerical results indicate the effectiveness and efficiency of our solution method to solve large-size problem instances (Section 6.1). This is an important achievement because a much simpler version of our problem (the problem with M/M/1 queues and without any upper bounds on service rates) has been solved only heuristically.
- 5- Our study contributes to the service operations management by highlighting that the service process and network configuration in a service system can be dependent. As an example, our numerical experiments based on real data of the city of Toronto indicate that the network configuration of an immobile service system can be significantly different when changing the service time distribution (Section 6.2). More specifically we obtain very different configurations when we change the service time distribution from exponential to Gamma.

The remainder of the paper is organized as follows. Section 2 states and mathematically models the problem. Section 3 provides our main results, which show that the resulting model can be reformulated as an MISOCP. Section 4 investigates special cases for which simpler MISOCPs can be obtained. Section 5 provides details on the branch-and-cut algorithm used to solve the proposed MISOCPs. Section 6 reports the computational results and the application of the model to an example based on real data. Section 7 extends the reformulation method and provides general convex optimization results for waiting-time metrics of M/G/1 queues. Section 8 concludes the paper and includes suggestions for future studies. Appendix A provides some preliminaries on MISOCPs, and Appendix B provides the proof of Proposition 4. Appendix C presents an alternative MISOCP for the problem.

2 Problem statement and mathematical modeling

We call the problem considered in this paper the Service-System Design Problem (SSDP). In this problem, given a network of potential locations for installing immobile Service Facilities (SFs), a set of SFs are selected to establish for providing quality service to the customers. Customers are geographically classified to demand zones. The SSDP simultaneously determines locations of open SFs, their service capacities together with the allocation of demand zones to the open SFs in order to balance the system's service cost and total customer cost. The service cost includes the costs of establishing SFs and of providing service. The total customer cost is the sum of customers' travel and waiting costs, where the smaller the sum, the better the service quality. The stochastic nature of customers' demand along with uncertain service time may cause queues of customers waiting for service in the SFs, which are modelled as M/G/1 queuing systems.

Let I be the set of candidate SFs and J be the set of demand zones, then define the following decision variables:

- x_i A binary variable that equals 1 if SF $i \in I$ is established, and 0 otherwise.
- y_{ij} A binary variable that equals 1 if demand zone $j \in J$ is assigned to SF $i \in I$ to be served, and 0 otherwise.
- μ_i A non-negative real-valued variable that represents the service capacity (rate) at SF $i \in I$.

The service time at SF i is represented by a nonnegative random variable S_i with finite mean $E(S_i) = 1/\mu_i$ and variance $var(S_i)$, where the service rate μ_i is a decision variable. Based on the distribution of S_i , $var(S_i)$ is assumed to depend on the service rate μ_i . Therefore, it is simply represented by a function of μ_i as $var(S_i) = v_i(\mu_i)$ where $v_i: \mathbb{R}_{\geq 0} \rightarrow \mathbb{R}_{\geq 0}$ is called the variance function for service time S_i . For example, when S_i follows the exponential distribution $\text{Exp}(1/\mu_i)$, then we have $v_i(\mu_i) = \mu_i^{-2}$, while for $S_i \sim \text{Uniform}(1/\mu_i - \theta_i, 1/\mu_i + \theta_i)$ with θ_i being a positive constant, the variance function becomes a constant, i.e., $v_i(\mu_i) = \theta_i^2/3$.

We note that the distribution of S_i can take only nonnegative values. To ensure it, the set of feasible values for decision variable μ_i must be adjusted appropriately. To keep S_i a nonnegative random variable, three cases for the distribution of S_i are possible from a modeling point of view as follows:

Case 1. The essential infimum of the distribution of S_i is finite and independent of μ_i . In this case, if the essential infimum is greater than or equal to zero, for any positive value of μ_i , the random variable S_i is nonnegative. The Exponential and Gamma distributions are instances of such distributions, whose essential infimums are always zero.

Case 2. The essential infimum of the distribution of S_i is finite, and depends on μ_i . In this case, only those positive values of μ_i are acceptable for which the essential infimum is greater than or equal to zero. For example, if S_i is uniformly distributed over the interval $(1/\mu_i - \theta_i, 1/\mu_i + \theta_i)$ with $\theta_i > 0$, the service rate μ_i must satisfy $0 < \mu_i \leq 1/\theta_i$ to guarantee that S_i is a nonnegative random variable.

Case 3. The essential infimum of the distribution of S_i is negative infinity. This may be considered when a distribution with infinite essential infimum is not appropriate to model the distribution of the service time S_i , but by a little adjustment, if possible, such distribution can also be used for this purpose. For example, it is possible to only consider those values of the service rate μ_i for which the probability of S_i being negative is negligible as follows:

$$\Pr\{S_i < 0\} \leq \alpha \text{ or } \Pr\{S_i \geq 0\} \geq 1 - \alpha,$$

where the probability $\alpha \in (0,1)$ should be set to a very small number, such as 10^{-2} . For example, when the service time follows a normal distribution, $S_i \sim \text{Normal}(1/\mu_i, \sigma_i^2)$, from the above

inequality one obtains $0 < \mu_i \leq 1/z_\alpha \sigma_i$, with z_α the α upper percentile of the standard normal distribution.

The set of possible values of service rate μ_i is represented by $m_i \leq \mu_i \leq M_i, \mu_i > 0$ where the bounding parameters $0 < m_i \leq M_i$ must be set such that the random variable S_i is always (or with high probability) nonnegative. Besides this modeling advantage, these bounds can be used to restrict the feasible values for the service rate μ_i to those that can be implemented in practice based on the decision maker's preference.

The demand of each customer j evolves according to a Poisson process with intensity rate $\lambda_j > 0$. Hence, using the superposition property of Poisson processes, the aggregated demand from SF i also follows a Poisson process with rate $\sum_{j \in J} \lambda_j y_{ij}$. Then, for an M/G/1 queue, the expected sum of the customers' waiting time at SF i , denoted by a bivariate function $WT_i(\cdot, \cdot)$, is given by

$$WT_i \left(\sum_{j \in J} \lambda_j y_{ij}, \mu_i \right) = \left(\sum_{j \in J} \lambda_j y_{ij} \right) \left(\frac{(\sum_{j \in J} \lambda_j y_{ij})(1 + v_i(\mu_i)\mu_i^2)}{2\mu_i(\mu_i - \sum_{j \in J} \lambda_j y_{ij})} + \frac{1}{\mu_i} \right)$$

whenever the steady-state condition $\sum_{j \in J} \lambda_j y_{ij} < \mu_i$ holds (Gross, 2008). Therefore, using the following cost parameters:

- ec_i Fixed cost per time unit for establishing SF $i \in I$
- wc_i Waiting cost per time unit for a customer at SF $i \in I$,
- sc_i Service provision cost per service at SF $i \in I$
- tc_{ij} Transportation cost per travel between customer $j \in J$ and SF $i \in I$

the proposed SSDP can be formulated as follows:

$$\min \sum_{i \in I} ec_i x_i + \sum_{i \in I} sc_i \mu_i + \sum_{i \in I} wc_i WT_i \left(\sum_{j \in J} \lambda_j y_{ij}, \mu_i \right) + \sum_{i \in I} \sum_{j \in J} tc_{ij} \lambda_j y_{ij} \quad (1)$$

s.t.

$$\sum_{i \in I} y_{ij} = 1 \quad j \in J \quad (2)$$

$$y_{ij} \leq x_i \quad i \in I, j \in J \quad (3)$$

$$\sum_{j \in J} \lambda_j y_{ij} \leq \mu_i \quad i \in I \quad (4)$$

$$m_i x_i \leq \mu_i \leq M_i x_i \quad i \in I \quad (5)$$

$$x_i \in \{0,1\}, y_{ij} \in \{0,1\} \quad i \in I, j \in J. \quad (6)$$

Objective function (1) includes the service system's operational costs (the first and second terms) and the customers' costs (the third and fourth terms). The first term is the total cost of establishing SFs. The second term is the expected total cost of providing service at open SFs. The third term is the sum of expected customers' waiting costs, while the fourth term is the sum of expected customers' travel costs. To avoid

undetermined cases in the objective function, we accept the conventions $\frac{a}{0} = +\infty$ for $a > 0$ and $\frac{0}{0} = 0$. One may want to consider different weights for these cost terms; however, for notational simplicity, without any loss of generality, here it is assumed all terms be equally weighted to one. Indeed, the impact of weights can directly be incorporated into the cost parameters.

Constraints (2) ensure that each customer is assigned to only one open SF. Constraints (3) prevent a customer from being assigned to a non-established SF. Constraints (4) force the required steady-state conditions. Constraints (5) impose the required lower and upper bounds on the service rates of open SFs. Constraints (6) include binary decision variables.

Here, for simplicity, we assumed that the service-provision cost for each SF linearly depends on the service capacity (which is also commonly used in the literature). However, any other alternative cost structure, such as piecewise-linear functions, that are (exactly or approximately) representable by a mixed-integer linear system could be used. Moreover, other linear constraints can also be added to the model (1)–(6). For example, to ensure that each customer is assigned to the closest open SF, the following constraints can be added:

$$\sum_{k \in I} y_{kj} d_{kj} + (D_i - d_{ij})x_i \leq D_i \quad i \in I, j \in J \quad (7)$$

where d_{ij} denotes the distance between customer j and SF i , and where D_i is a big positive constant satisfying $D_i \geq \max_{j \in J} \{d_{ij}\}$. Other alternatives for constraints (7) are presented and compared in Gerrard and Church (1996) and Berman et al. (2006). It is important to note that the formulation without constraints (7) is suitable to central-authority assignment, and with constraints (7) is suitable to user-choice assignments.

The model (1)–(6) is a mixed-integer nonlinear program with non-convex minimization objective and linear constraints. Solving large-size instances of such problems is generally challenging (Köppe, 2012). In the next sections, it is shown that for a broad class of service-time distributions, the model (1)–(6) can be reformulated as MISOCPs, which are efficiently solvable in large scales.

MISOCPs have recently been applied for modeling various problems in portfolio optimization (Benson and Saglam, 2013), options pricing (Pinar, 2013), telecommunication network design (Hijazi et al., 2013), power distribution system planning (Taylor and Hover, 2012), battery swapping stations, (Mak et al., 2013), Euclidean k -center, (Brandenberg and Roth, 2009), supply chain network design (Ahmadi-Javid & Azad, 2010; Atamturk et al., 2012), and berth allocation (Du et al., 2011). For an overview of available applications see Benson and Saglam (2013). More technical details and references on algorithms developed for solving MISOCPs are provided in Section 5.

3 MISOCP reformulation

As stated in Section 2, the model (1)–(6) is a complex mixed-integer non-convex program. This section shows how this model can be reformulated as MISOCPs, which are known to be efficiently solvable mixed-integer convex programs. For a brief introduction to MISOCPs see Appendix A. The structure of the objective function (1) depends on the variance functions $v_i(\cdot)$, $i \in I$. Theorem 1 provides conditions for the variance functions under which the non-convex model (1)–(6) can be convexified as an MISOCP (see Appendix A for basic definitions).

Theorem 1. Let σ_i , $i \in I$ be nonnegative variables. If the constraints

$$v_i(\mu_i) \leq \sigma_i^2 \quad i \in I, \quad (8)$$

are SOC-representable (i.e., they can be rewritten by a set of SOC constraints), then the model (1)–(6) can be reformulated as the following MISOCP:

$$\min \sum_{i \in I} \left(ec_i x_i + sc_i \mu_i + wc_i (t_i + \rho_i) + \sum_{j \in J} tc_{ij} \lambda_j y_{ij} \right) \quad (9)$$

s.t.

(2)–(6), (8)

$$\sigma_i - (1 - y_{ij}) Q_i \leq u_{ij} \leq \sigma_i \quad i \in I, j \in J \quad (10)$$

$$0 \leq u_{ij} \leq y_{ij} Q_i \quad i \in I, j \in J \quad (11)$$

$$\left\| \begin{array}{c} 2\sqrt{\lambda_1} y_{i1} \\ \vdots \\ 2\sqrt{\lambda_{|J|}} y_{i|J|} \\ \rho_i - \mu_i \end{array} \right\| \leq \rho_i + \mu_i \quad i \in I \quad (12)$$

$$\left\| \begin{array}{c} 2\rho_i \\ 2 \sum_{j \in J} \lambda_j u_{ij} \\ 2 - 2\rho_i - t_i \end{array} \right\| \leq 2 - 2\rho_i + t_i \quad i \in I \quad (13)$$

$$t_i \geq 0, \rho_i \geq 0, \quad i \in I \quad (14)$$

where Q_i , $i \in I$, is a constant upper bound for σ_i that must satisfy

$$\sup_{m'_i \leq \mu_i \leq M_i} \{v_i(\mu_i)\} < Q_i < +\infty \quad i \in I \quad (15)$$

with $m'_i = \max \left\{ \min_{j \in J} \{\lambda_j\}, m_i \right\}$.

Proof. By introducing variable $\rho_i \geq 0$ for each $i \in I$ such that

$$\sum_{j \in J} \lambda_j y_{ij} = \rho_i \mu_i \quad i \in I, \quad (16)$$

the objective (1) can be transformed to the following one:

$$\min \sum_{i \in I} \left(ec_i x_i + sc_i \mu_i + wc_i \left(\frac{\rho_i^2 + (\sum_{j \in J} \lambda_j y_{ij})^2 \sigma_i^2}{2(1 - \rho_i)} + \rho_i \right) + \sum_{j \in J} tc_{ij} \lambda_j y_{ij} \right). \quad (17)$$

By defining new variables $t_i \geq 0$ for each $i \in I$ such that

$$\rho_i^2 + \left(\sum_{j \in J} \lambda_j u_{ij} \right)^2 = 2(1 - \rho_i) t_i \quad i \in I \quad (18)$$

with

$$u_{ij} = \sigma_i y_{ij} \quad i \in I, j \in J, \quad (19)$$

the model becomes

$$\min \sum_{i \in I} \left(ec_i x_i + sc_i \mu_i + wc_i (t_i + \rho_i) + \sum_{j \in J} tc_{ij} \lambda_j y_{ij} \right) \quad (20)$$

s.t.

(2)–(6), (8), (16), (18), (19).

Objective (17) minimizes a function that includes the term

$$\frac{\rho_i^2 + (\sum_{j \in J} \lambda_j y_{ij})^2 \sigma_i^2}{2(1 - \rho_i)} + \rho_i,$$

which is increasing in ρ_i . Thus, because ρ_i appears only in (17), and noting that $y_{ij} = y_{ij}^2$ for binary variables $y_{ij} \in \{0,1\}$, one can replace identity (16) by inequality (21) below for each $i \in I$.

$$\sum_{j \in J} \lambda_j y_{ij}^2 \leq \rho_i \mu_i \quad i \in I. \quad (21)$$

Also, constraint (18) can be replaced by (22) because the variable t_i appears in the minimization objective (20).

$$\rho_i^2 + \left(\sum_{j \in J} \lambda_j u_{ij} \right)^2 \leq 2(1 - \rho_i) t_i \quad i \in I. \quad (22)$$

For appropriate large positive numbers Q_i satisfying (15), constraints (19) can be linearized as constraints (10) and (11). Constraints (21) and (22) are hyperbolic constraints, which can be represented by SOC constraints (12) and (13), respectively. This completes the proof. \blacksquare

Theorem 1 indicates the important role of constraints (8) in reformulating our problem as an MISOCP. These constraints depend on the distributions of the service times through the variance functions. Therefore, to continue our analysis, it is required to determine how service times depend on service capacities, which reveals the structures of the variance functions.

Unlike the M/M/1 systems, the arrival rate and service capacity are not necessarily sufficient to completely describe performance measures of M/G/1 queues. Therefore, a method is required to express

how the service time in an M/G/1 queue depend on its service capacity (Fridgeirdottir and Chiu, 2005). A common method used in research studies on M/G/1 and G/G/1 queues is to represent each service time as a simple function of the service capacity and a random variable (Fridgeirdottir & Chiu, 2005; Stidham, 1992; Weber, 1983). Actually, these studies assume that service time S at each SF depends on service capacity μ by the following scale model:

$$S = \frac{1}{\mu}X, \quad (23)$$

where X is a positive random variable with $E(X) = 1$ and with finite variance. Extending this method, our paper considers a more general, flexible location-scale model for representing service times. For each SF $i \in I$, let each service time S_i be represented as follows:

$$S_i = \frac{1}{\mu_i} + \sum_{l=0}^{L_i} \left(\frac{1}{\mu_i}\right)^l \delta_{i,l} \varepsilon_{i,l} \quad i \in I, \quad (24)$$

where $\varepsilon_{i,l}, l = 0, \dots, L_i$, are independent random variables with $E(\varepsilon_{i,l}) = 0$ and $var(\varepsilon_{i,l}) = 1$. The parameters $\delta_{i,l}, l = 0, \dots, L_i$, are positive constants, which are sort of scale parameters while $1/\mu_i$ is a location parameter, which can also impact the dispersion of the service time S_i whenever $L_i \geq 1$.

By setting $L_i = 1$, $\delta_{i,l} = 1$, $\varepsilon_{i,0} = 0$, and assuming $ess\ inf \varepsilon_{i,1} = -1$, one can retrieve from (24) the traditional scale model given in (23) as follows:

$$S_i = \frac{1}{\mu_i} + \varepsilon_{i,0} + \frac{1}{\mu_i} \varepsilon_{i,1} = \frac{1}{\mu_i} (1 + \varepsilon_{i,1}),$$

where $1 + \varepsilon_{i,1}$ is essentially the same as X in (23).

From (24), the mean and variance of each service time are given by

$$E(S_i) = \frac{1}{\mu_i}, var(S_i) = v_i(\mu_i) = \sum_{l=0}^{L_i} \left(\frac{1}{\mu_i}\right)^{2l} \delta_{i,l}^2 \quad i \in I. \quad (25)$$

Therefore, under the setting in (25) constraints (8) become as follows:

$$\sum_{l=0}^{L_i} \left(\frac{1}{\mu_i}\right)^{2l} \delta_{i,l}^2 \leq \sigma_i^2 \quad i \in I. \quad (26)$$

Proposition 1 below shows that these constraints are SOC-representable, which implies that Theorem 1 can be applied whenever service times follow the flexible structure given in (24). The following lemma is required to prove the forthcoming proposition.

Lemma 1. For any given integer p , constraint $y^p \leq t$ is SOC-representable.

Proof. Along the same line used in Ben-Tal and Nemirovski (2001), one can rewrite the constraint in the following form:

$$y \leq (z_1 z_2 \cdots z_{2^l})^{\frac{1}{2^l}}$$

$$z_1, z_2, \dots, z_r = y, z_{r+1} = t, z_{r+2}, \dots, z_{2^l} = 1,$$

where l is the smallest integer satisfying $p \leq 2^l$ and $r = 2^l - p$. Now $y \leq (z_1 z_2 \cdots z_{2^l})^{1/2^l}$ can be reformulated as follows:

$$\begin{aligned} z_i &= z_{0,i} & i &= 1, \dots, 2^l \\ z_{1,i} &\leq \sqrt{z_{0,2i-1} z_{0,2i}}, \quad z_{1,i}, z_{0,2i-1}, z_{0,2i} \geq 0 & i &= 1, \dots, 2^{l-1} \\ z_{2,i} &\leq \sqrt{z_{1,2i-1} z_{1,2i}}, \quad z_{2,i}, z_{1,2i-1}, z_{1,2i} \geq 0 & i &= 1, \dots, 2^{l-2} \\ &\vdots \\ z_{l,i} &\leq \sqrt{z_{l-1,1} z_{l-1,2}}, \quad z_{l,1}, z_{l-1,1}, z_{l-1,2} \geq 0 \\ s &\leq z_{l,1}. \end{aligned}$$

Each hyperbolic constraint $u \leq \sqrt{vw}$ with $u, v, w \geq 0$ is identical to the following SOC constraint:

$$\sqrt{4u^2 + (v - w)^2} \leq v + w.$$

This completes the proof. ■

Proposition 1. If service times can be represented in the form of (24), then constraints (8), which are already refined in (26), are SOC-representable.

Proof. Constraints (26) can be rewritten as

$$z_i \geq \frac{1}{\mu_i} \quad i \in I \quad (27)$$

$$\sigma_i^2 \geq \delta_{i,0}^2 + \sum_{l=1}^{L_i} \delta_{i,l}^2 z_i^{2l} \quad i \in I \quad (28)$$

where $z_i, i \in I$, are new nonnegative variables. The above constraints can be represented by

$$\sqrt{4 + (z_i - \mu_i)^2} \leq z_i + \mu_i \quad i \in I \quad (29)$$

$$\sigma_i \geq \sqrt{\delta_{i,0}^2 + \sum_{l=1}^{L_i} \delta_{i,l}^2 \bar{z}_{i,l}^2} \quad i \in I \quad (30)$$

$$z_i^l \leq \bar{z}_{i,l} \quad i \in I, l = 2, \dots, L_i, \quad (31)$$

where $\bar{z}_{i,l}, i \in I, l = 2, \dots, L_i$, are new nonnegative variables with $\bar{z}_{i,0} = 1$ and $\bar{z}_{i,1} = z_i$. Constraints (29) and (30) are already SOC constraints, and constraints (31) are also SOC-representable by Lemma 1. This ends the proof. ■

From a queuing-theory perspective, one can deduce that Theorem 1 significantly extends the old convexity results obtained by for the simple scale model (see (23)) for G/G/1 queues by Weber (1983) and Stidham (1992) in a way that the resulting model can be solved by existing optimization solvers.

Note that the same result in Proposition 1 can be obtained for the following more general representation for each $i \in I$:

$$S_i = \frac{1}{\mu_i} + \sum_{l=-L_i^-}^{L_i^+} \left(\frac{1}{\mu_i}\right)^l \delta_{i,l} \varepsilon_{i,l}$$

where L_i^- and L_i^+ are non-negative integers by Lemma 1. However, this model is of less interest as the associated variance can positively depend on service rate.

4 Simplified MISOCPs for special cases

In Section 3, the general form of the service times presented by (24) is considered. In this section, we analyze some special classes of service-time distributions for which simpler forms of MISOCP with a smaller number of variables and constraints can be proposed.

For the special case of $L_i = 0$, one retrieves the classic location-scale model

$$S_i = \frac{1}{\mu_i} + \delta_{i,0} \varepsilon_{i,0} \quad i \in I, \quad (32)$$

with $\text{var}(S_i) = \delta_{i,0}^2$ that is independent of the service rate μ_i . This case is referred to as the constant case in the sequel.

The affine case is given by

$$S_i = \frac{1}{\mu_i} + \delta_{i,0} \varepsilon_{i,0} + \frac{1}{\mu_i} \delta_{i,1} \varepsilon_{i,1} \quad i \in I, \quad (33)$$

which is obtained from (24) by setting $L_i = 1$. For the affine case,

$$\text{var}(S_i) = \delta_{i,0}^2 + \delta_{i,1}^2 / \mu_i^2.$$

These constant and affine cases cover most practical cases and many important distributions, such as exponential, double exponential (Laplace), gamma, normal, exponential power, stable, and lognormal distributions.

Proposition 2. When all service times follow the affine case, given in (33), the model (1)–(6) can be rewritten as the following MISOCP model:

$$\begin{aligned} \min \quad & \sum_{i \in I} \left(e c_i x_i + s c_i \mu_i + w c_i (t_i + \rho_i) + \sum_{j \in J} t c_{ij} \lambda_j y_{ij} \right) \\ \text{s.t.} \quad & (2)–(6), (12), (14) \end{aligned} \quad (34)$$

$$\left\| \begin{array}{c} 2(1 + \delta_{i,1}^2)^{1/2} \rho_i \\ 2\delta_{i,0} \sum_{j \in J} \lambda_j y_{ij} \\ 2 - 2\rho_i - t_i \end{array} \right\| \leq 2 - 2\rho_i + t_i \quad i \in I. \quad (35)$$

Proof. Substituting $\sigma_i^2 = \delta_{i,0}^2 + \delta_{i,1}^2/\mu_i^2$ into the objective function (1), the model (1)–(6) can be reformulated as

$$\min \sum_{i \in I} \left(ec_i x_i + sc_i \mu_i + wc_i (t_i + \rho_i) + \sum_{j \in J} tc_{ij} \lambda_j y_{ij} \right) \quad (36)$$

s.t.

(2)–(6), (12), (14)

$$(1 + \delta_{i,1}^2) \rho_i^2 + \left(\delta_{i,0} \sum_{j \in J} \lambda_j y_{ij} \right)^2 \leq 2(1 - \rho_i) t_i \quad i \in I, \quad (37)$$

where (37) can be represented as SOC (35). This completes the proof. \blacksquare

Proposition 3. When for all the service-time distributions it holds that $\text{var}(S_i) = 1/\mu_i^2$, $m_i = 0$, and $M_i \rightarrow +\infty$ (cf. (25)), which includes the important case of $M \setminus M \setminus 1$, the model (1)–(6) can be rewritten as the following MISOCP model:

$$\min \sum_{i \in I} ec_i x_i + \sum_{i \in I} \sum_{j \in J} sc_i \lambda_j y_{ij} + \sum_{i \in I} r_i + \sum_{i \in I} \sum_{j \in J} tc_{ij} \lambda_j y_{ij} \quad (38)$$

s.t.

(2)–(3)

$$\sqrt{wc_i sc_i \sum_{j \in J} \lambda_j y_{ij}^2} \leq r_i \quad i \in I \quad (39)$$

$$r_i \geq 0 \quad i \in I \quad (40)$$

$$x_i \in \{0,1\}, y_{ij} \in \{0,1\} \quad i \in I, j \in J. \quad (41)$$

Proof. For the affine case (33) with $\delta_{i,1}^2 = 1$, $\delta_{i,0}^2 = 0$, when $m_i = 0$ and $M_i \rightarrow +\infty$, the proposed model (1)–(6) can be elaborated as follows:

$$\min \sum_{i \in I} ec_i x_i + \sum_{i \in I} sc_i \mu_i + \sum_{i \in I} \frac{wc_i \sum_{j \in J} \lambda_j y_{ij}}{\mu_i - \sum_{j \in J} \lambda_j y_{ij}} + \sum_{i \in I} \sum_{j \in J} tc_{ij} \lambda_j y_{ij} \quad (42)$$

s.t.

(2)–(4), (6).

Thus, the optimal value of μ_i can explicitly be found as

$$\mu_i^* = \sqrt{\frac{wc_i \sum_{j \in J} \lambda_j y_{ij}}{sc_i}} + \sum_{j \in J} \lambda_j y_{ij}.$$

Substituting μ_i^* into the objective function (36) results in

$$\min \sum_{i \in I} ec_i x_i + \sum_{i \in I} \sqrt{sc_i wc_i \sum_{j \in J} \lambda_j y_{ij}} + \sum_{i \in I} \sum_{j \in J} tc_i \lambda_j y_{ij} + \sum_{i \in I} \sum_{j \in J} sc_i \lambda_j y_{ij} \quad (43)$$

s.t.

(2)–(3), (41).

By introducing auxiliary variables r_i , $i \in I$, the model can be transformed to the new model (38), (2)–(3), (39)–(41). ■

Remark 1. The model (43), (2)–(3), (41) is also considered by Castillo et al. (2009), for which a Lagrangian-relaxation heuristic was developed. The above proposition shows that this model can be convexified and solved exactly and efficiently using existing MISOCP algorithms (see Section 6.1). A similar model is also presented in Hoseinpour and Ahmadi-Javid (2016) for designing a service system with interruption risks and solved by Lagrangian relaxation. Their problem can also be cast as an MISOCP because there is a square-root function of the decision variables y_{ij} as a term in the objective function, looks

like $\sqrt{\sum_{j \in J} a_{ij} y_{ij} + (\sum_{j \in J} b_{ij} y_{ij})^2}$ with $a_{ij}, b_{ij} \geq 0$, which is similarly SOC-representable as follows:

$$\sum_{j \in J} a_{ij} y_{ij}^2 + \left(\sum_{j \in J} b_{ij} y_{ij} \right)^2 \leq r_i^2 \quad i \in I.$$

Remark 2. The simplified model proposed in Proposition 3 cannot be obtained for the slightly-extended case of $var(S_i) = k/\mu_i^2$ with $k \neq 1$. Indeed, in this case, the optimal value of service time μ_i is among the real solutions of the following quartic equation (also known as the equation of the fourth degree):

$$2c_i \mu_i^4 - 4c_i (\sum_{j \in J} \lambda_j y_{ij}) \mu_i^3 + \left(2c_i (\sum_{j \in J} \lambda_j y_{ij})^2 - 2cw_i \sum_{j \in J} \lambda_j y_{ij} \right) \mu_i^2 + 2cw_i (1 - k) (\sum_{j \in J} \lambda_j y_{ij})^2 \mu_i - cw_i (1 - k) (\sum_{j \in J} \lambda_j y_{ij})^3 = 0.$$

Although, all the four (real or and complex) solutions of this equation can be determined by closed-form algebraic expressions, the resulting formulas are very complex and seem not useful to simplify the structure of the corresponding optimization model. One can see for $k = 1$, the last two terms disappear and a quadratic equation is obtained.

5 Solution algorithm

In the last decade, developing efficient algorithms have extensively been considered for solving MISOCPs. There are two classes of solution algorithms for MISOCPs. In both classes, the integrality of the problem is tackled using the generic Branch-and-Bound (B&B) method. However, in the first class, named as SOCP-based Branch-and-Bound (SOCP-B&B), the continuous relaxation of the model, which is an SOCP, is solved at each node. This is an analog of the typical B&B method applied for solving a mixed-integer linear

program (for more details refer to Stubbs and Mehrotra (1999) and Leyffer (2001)). In the second class, named as Outer-Approximation-based Branch-and-Bound (OA-B&B), linear outer-approximations of MISOCPs are used to solve them. The early work in this class goes back to Quesada and Grossmann (1992), in which the classical outer approximation algorithm for mixed-integer nonlinear program (Duran & Grossmann, 1986; Fletcher & Leyffer, 1994) was extended to develop an OA-B&B algorithm. Bonami et al. (2008) generalized and applied this method for solving mixed-integer convex programs. Recently, Drewes (2009), and Drewes and Ulbrich (2012) modified the algorithm proposed by Bonami et al. (2008) for solving MISOCPs. Vielma et al. (2008) considered another method for building outer-approximations based on the results of Ben-Tal and Nemirovskii (2001), which generate outer polyhedral relaxations of SOC constraints. In this method, unlike the earlier one, the outer approximation constraints are not (sub)gradient-based. Krokmal and Soberanis (2010) generalize this approach for integer p -order cone optimization. Vielma et al. (2017) strengthened the method presented by Vielma et al. (2008).

Our proposed models in Sections 3 and 4 can be solved by CPLEX. This solver with version ≥ 11.0 is equipped with both SOCP-B&B and OA-B&B algorithms, as well as an option to choose the best algorithm heuristically. Numerical results show that OA-B&B algorithm seems to be more efficient than SOCP-B&B because of great capability of CPLEX in solving mixed-integer linear programs (Bonami & Tramontani, 2015).

The efficiency of the algorithms, especially for solving the general model presented in Section 3, can be improved by adding some valid inequalities to the formulation and inserting improving cuts at the root node of the B&B tree. In the rest of this section, Section 5.1 proposes a set of SOC-representable valid inequalities for the proposed MISOCPs. Then, Section 5.2 presents a cut-generation procedure to generate lift-and-project cuts at the root node to enhance the formulations.

5.1 Valid inequalities

Let us define the set of all feasible solutions of our problem as

$F := \{(\mathbf{x}, \mathbf{y}, \boldsymbol{\mu}, \boldsymbol{\rho}, \boldsymbol{\sigma}, \mathbf{u}, \mathbf{t}) \in \{0,1\}^n \times \{0,1\}^{m \times n} \times \mathbb{R}^n \times \mathbb{R}^n \times \mathbb{R}^{m \times n} \times \mathbb{R}^n : (2) - (5), (8), (10) - (14)\}$, where $n = |I|$, $m = |J|$, and each bold letter represents a vector that includes all corresponding variables denoted by the same letter. An inequality $g(\mathbf{z}) \leq 0$, with $\mathbf{z} = (\mathbf{x}^T, \text{vec}(\mathbf{y})^T, \boldsymbol{\mu}^T, \boldsymbol{\rho}^T, \boldsymbol{\sigma}^T, \text{vec}(\mathbf{u})^T, \mathbf{t}^T)^T$, is called valid for F if it is satisfied by every point in the set F . Theorem 2 below presents some SOC-representable valid inequalities for F , which can help us to tighten the feasible solution of the problem. Adding these valid inequalities may help CPLEX to reach smaller optimality gaps (as shown in our computational results in Section 6).

Theorem 2. (SOC-representable valid inequalities for the feasible-solution set F).

For $i \in I$, define $\beta_i = \min_{m'_i \leq \mu_i \leq M_i} \mu_i^2 \times v_i(\mu_i)$, and $\beta'_i = \max_{m'_i \leq \mu_i \leq M_i} \mu_i^2 \times v_i(\mu_i)$. Then, the inequalities

$$\left\| \frac{\alpha_i \rho_i}{1 - \rho_i - t_i} \right\| \leq 1 - \rho_i + t_i \quad (44)$$

$$\left\| \frac{\alpha'_i \sum_{j \in J} \lambda_j u_{ij}}{1 - \rho_i - t_i} \right\| \leq 1 - \rho_i + t_i \quad (45)$$

$$\sum_{j \in J} \lambda_j u_{ij} \leq \alpha_i'', \quad (46)$$

are valid for the feasible set F where $\alpha_i^2 = 2(1 + \beta_i)$, $\alpha_i'^2 = 2(1 + \beta'_i)/\beta'_i$, and $\alpha_i''^2 = \beta'_i$.

Proof. From (16) and (19), one can obtain $\sum_{j \in J} \lambda_j u_{ij} = \sigma_i \sum_{j \in J} \lambda_j y_{ij} = \sigma_i \mu_i \rho_i$. Hence, from (18) it follows that

$$\left(\sum_{j \in J} \lambda_j u_{ij} \right)^2 \leq \beta'_i \rho_i^2 \quad (47)$$

$$\left(\sum_{j \in J} \lambda_j u_{ij} \right)^2 \leq \beta_i \rho_i^2. \quad (48)$$

From (48) and (18) one can get (44). Similarly, from (47) and (18) the inequality (45) can be inferred. The inequality (46) also follows from (19) and (4), which completes the proof. \blacksquare

Remark 3. Note that for our case, where $v_i(\mu_i)$ is defined in (26) and is a continuous function of μ_i , there always exist some values of β_i, β'_i such that $0 < \beta_i \leq \beta'_i$. Moreover, even for the case where $\beta'_i \rightarrow +\infty$ and (or) $\beta_i \rightarrow 0$ the inequalities are not trivial, that is, they cannot be obtained from the existing inequalities.

Our numerical study shows that adding these inequalities to the model are sometimes useful. In fact, the valid inequalities given in Theorem 2 tighten the continuous relaxation of F , denoted by F_{RL} and defined as

$$F_{RL} = \{(\mathbf{x}, \mathbf{y}, \boldsymbol{\mu}, \boldsymbol{\rho}, \boldsymbol{\sigma}, \mathbf{u}, \mathbf{t}) \in [0,1]^n \times [0,1]^{m \times n} \times \mathbb{R}^n \times \mathbb{R}^n \times \mathbb{R}^{m \times n} \times \mathbb{R}^n: (2) - (5), (8), (10) - (14)\}.$$

5.2 Enhancing lift-and-project cuts

Enhancing an MISOCP with appropriate structural cuts can considerably improve the performance of the B&B algorithm. In recent years, various kinds of cuts have been developed for MISOCPs inspiring from the ones developed for mixed-integer linear programming. Stubbs and Mehrotra (1999) develop the lift-and-project cuts of Balas et al. (1993) for 0-1 linear program to 0-1 convex problems. Cezik and Iyengar (2005) extend the lift-and-project cuts to 0-1 self-dual cone programs and use the Chvatal-Gomory procedure (Gomory, 1958) for generating linear cuts for general mixed integer self-dual cone programs.

Such cuts are specialized for 0-1 MISOCPs by Drewes (2009) and Drewes and Ulbrich (2012). Atamturk and Narayanan (2010) study a generic lifting procedure for mixed integer cone programs. Atamturk and Narayanan (2011) extend the rounding cuts of Nemhauser and Wolsey (1990) to MISOCPs. Inspired by the work of Balas (1971, 1979) and Balas et al. (1993) for mixed-integer linear programming, a considerable effort has also been made toward generating similar kinds of cuts for MISOCPs, see, for examples, Dadush (2011), Bonami (2011), Kılınç-Karzan and Yıldız (2015), and Modaresi et al. (2016), and references therein.

In the current work, the focus is on generating lift-and-project cuts for our MISOCPs. These cuts were developed by Stubbs and Mehrotra (1999) for mixed 0-1 convex programs and further studied by Kılınç et al., (2010), and Bonami (2011). Generating the lift-and-project cuts require solving nonlinear convex programs in lifted spaces, which are generally not guaranteed to be solved in polynomial time. Recently, Drewes (2009) has applied the algorithm by Stubbs and Mehrotra (1999) to 0-1 MISOCPs. Because of the polynomial-time algorithms available for solving SOCPs even in lifted spaces, the cut-generation procedure can be effective in practice. Drewes (2009) showed that generating these cuts decreased the number of created B&B nodes for solving a benchmark set of 0-1 MISOCP. To the best of our knowledge, even though SOCPs can be solved efficiently by the CPLEX solver, these lift-and-project cuts have not been applied for solving 0-1 MISOCPs yet by this solver.

Moreover, note that most of the cuts developed for mixed-integer convex program in general and MISOCPs in particular seem neither specifically for 0-1 MISOCPs nor our analysis indicates they are not helpful for our problem, e.g., the ones developed by Cezik and Iyengar (2005) or Atamturk and Narayanan (2010), resulting in some always-valid inequalities.

We now explain how the procedure of Stubbs and Mehrotra (1999) can be applied to our problem for generating lift-and-project cuts. Define $conv(F)$ as the convex hull of the feasible-solution set F , i.e., the smallest convex set that contains F . A cut with respect to a point $z \in F_{RL}$ with $z \notin conv(F)$ is defined as an inequality that is valid for any point in the convex hull of the feasible set, but it is violated by z . In the following, we aim to dynamically construct a description of $conv(F)$ by generating cuts for the points of F_{RL} that are not in $conv(F)$. Assume that z_k indicates the k th binary variable among *all* binary variables of our problem, where $k \in K = \{1, \dots, n + (n \times m)\}$. Define the set F^B with $B \subseteq K$ as a subset of F_{RL} where the variables z_k with $k \in B$ are binary-valued, i.e.,

$$F^B = F_{RL} \cap \{z_k \in \{0,1\}, k \in B\}.$$

One can see that $F^\emptyset = F_{RL}$ and $F^K = F_{RL}$. Using a lifting procedure, one can find a higher-dimensional description of $conv(F^B)$ as follows:

$$C_B(F_{RL}) = \left\{ \begin{array}{l} (\mathbf{z}, \mathbf{z}^{k_0}, \mathbf{z}^{k_1}, \lambda_{k_0}, \lambda_{k_1}) \in \mathbb{R}^{|K|} \times \mathbb{R}^{|K|} \times \mathbb{R}^{|K|} \times \mathbb{R} \times \mathbb{R}: k \in B \\ \mathbf{z} = \lambda_{k_0} \mathbf{z}^{k_0} + \lambda_{k_1} \mathbf{z}^{k_1} \\ \lambda_{k_0} + \lambda_{k_1} = 1, \lambda_{k_0}, \lambda_{k_1} \geq 0 \\ \mathbf{z}^{k_0} \in F_{RL}: (\mathbf{z}^{k_0})_k = 0, \mathbf{z}^{k_1} \in F_{RL}: (\mathbf{z}^{k_1})_k = 1 \end{array} \right\},$$

where symbol $(\mathbf{w})_k$ denotes the k th element of the vector \mathbf{w} . Denote $P_B(F_{RL})$ as the projection of $C_B(F_{RL})$ onto \mathbf{z} :

$$P_B(F_{RL}) = \{ \mathbf{z}: (\mathbf{z}, \mathbf{z}^{k_0}, \mathbf{z}^{k_1}, \lambda_{k_0}, \lambda_{k_1}) \in C_B(F_{RL}) \},$$

which is tighter than F_{RL} . Theorem 3 in the following generates cuts using the above lift-and-project procedure.

Theorem 3. (Lift-and-project cuts for 0-1 MISOCP)

Let $\bar{\mathbf{z}}$ be a solution in F_{RL} and $\hat{\mathbf{z}}$ be the optimal solution of the following minimum distance problem

$$\min_{\mathbf{z} \in P_B(F_{RL})} \|\mathbf{z} - \bar{\mathbf{z}}\|_2 \quad (49)$$

for some $B \subseteq K$. Then, $(\hat{\mathbf{z}} - \bar{\mathbf{z}})^T \mathbf{z} \geq \hat{\mathbf{z}}^T (\hat{\mathbf{z}} - \bar{\mathbf{z}})$ is a valid linear inequality for $P_B(F_{RL})$ that cuts off $\bar{\mathbf{z}}$ whenever $\bar{\mathbf{z}} \notin P_B(F_{RL})$.

Proof. See Stubbs and Mehrotra (1999). ■

The bilinear equality constraint $\mathbf{z} = \lambda_{k_0} \mathbf{z}^{k_0} + \lambda_{k_1} \mathbf{z}^{k_1}$ described in the set $C_B(F_{RL})$ is in a nonconvex format, and therefore the minimum distance problem (49) described in Theorem 3 is a nonconvex model. By introducing new variables $\mathbf{z}'^{k_0} = \lambda_{k_0} \mathbf{z}^{k_0}$, $\mathbf{z}'^{k_1} = \lambda_{k_1} \mathbf{z}^{k_1}$, the optimal solution of Problem (49) becomes equal to the optimal solution of the following problem:

$$\min_{\mathbf{z} \in P'_B(F_{RL})} \|\mathbf{z} - \bar{\mathbf{z}}\|_2, B \subseteq K \quad (50)$$

where $P'_B(F_{RL}) = \{ \mathbf{z}: (\mathbf{z}, \frac{\mathbf{z}'^{k_0}}{\lambda_{k_0}}, \frac{\mathbf{z}'^{k_1}}{\lambda_{k_1}}, \lambda_{k_0}, \lambda_{k_1}) \in C_B(F_{RL}) \}$. Proposition 4 shows that the problem (50) can be convexified as an SOCP.

Proposition 4. The optimization problem (50) can be reformulated as an SOCP when the service times are in the form of (24).

Proof: See Appendix B. ■

The valid inequalities given in Theorem 2, and the cuts in Theorem 3, which can be generated using Proposition 1, will be applied to tighten the continuous-relaxation of the feasible set of the proposed MISOCP (i.e., F_{RL}) to speed up our solution algorithm. The impact of these enhancements is evaluated in the next section.

6 Computational results

We implemented our models in IBM ILOG OPL (Optimization Programming Language) software used the solver CPLEX 12.2, on a PC with a dual-core 2.9 GHz processor and 30GB RAM, operating Windows 7, 64-bit. To solve MISOCPS by CPLEX, the option OA-B&B was selected, since it is often more efficient than SOCP-B&B. Our B&B algorithm is enhanced by the valid inequalities proposed in Section 5.1 and the cut-generation procedure discussed in Section 5.2.

6.1 Performance of the algorithm

In this section, we first explain how the test problems are generated, and then analyze the performance of the algorithm that is used to solve our proposed MISOCs under different settings.

6.1.1 Generating test instances

We adapted a set of well-known benchmark test problems, initially used by Holmberg et al. (1999) for a capacitated facility location problem. Similarly, the medium-size test problems in this benchmark set were adapted and used by Elhedhli (2006) for an SSD problem. The parameters of the adapted test problems such as fixed costs for establishing facilities, ec_i , demand rates, λ_j , and transportation costs, tc_{ij} , were generated according to the values of the respective parameters in the original instances. The service costs, sc_{ij} , and waiting costs per time unit, wc_i , were independently and uniformly sampled from the intervals $[1, 5]$ and $[50, 300]$, respectively.

6.1.2 Performance of the solution algorithm under different settings to solve the general formulation

Table 1 summarizes our computational results of 35 test problems using the B&B algorithm applied to solve the general MISOCP proposed in Section 3 under six different settings that indicate whether and how valid inequalities given in Theorem 2 and the cuts in Theorem 3 are incorporated. The algorithm is used for solving MISOCP (2)–(6), (8)–(14) considering (26) with $L = 2$ which covers the majority of important service-time distributions. In other words, we set $var(S_i) = \alpha_{i,0} + \frac{\alpha_{i,1}}{\mu_i^2} + \frac{\alpha_{i,2}}{\mu_i^4}$ where $\alpha_{i,l} = \delta_{i,l}^2$. $\alpha_{i,0}$ is a random from interval $(0, 1/\beta)$ where β is square root of sum of demand rates. $\alpha_{i,1}, \alpha_{i,2}$ are randomly and independently drawn from $(0, 2)$. Table 2 lists the best setting in terms of the optimality gap and number of B&B nodes.

The computational results are reported in Table 1. From this table one can see that adding the Valid Inequalities (VIs) to the B&B algorithm increases the number of cuts generated by the CPLEX and reduces the possibility of occurring out-of-memory status. It can help to improve the optimality gaps in a number of instances. Adding the cuts with $|B| = 1$ completely solves the out-of-memory problem and decreases the number of nodes in most instances. It could also yield better optimality gaps in some cases. Under the

other settings, the out-of-memory status frequently happens and the optimality gap can be improved only in some cases.

According to Table 2, the frequency of getting the best optimality gap under each algorithm setting is given by 8/35, 6/35, 11/35, 2/35, 7/35, and 1/35 (in order of appearance of settings in Table 1 from left to right). This clearly shows that considering either VIs or cuts (with $|B| = 1$ or $|B| = 2$) can possibly help to reduce optimality gaps. In fact, having both options is not helpful except for only 3 instances. These observations lead us to conclude that the best setting may be to consider cuts with $|B| = 1$ because it can provide the best optimality gap for 11 instances and completely prevent an out-of-memory situation for all instances. In fact, to find the best optimality gaps, it is mostly sufficient to solve the problem only for the four settings in Table 1 that do not consider both VIs and cuts simultaneously.

As can be seen in Table 2, for many cases the settings with the best optimality gap and minimum number of nodes are different. This implicitly shows that the run times required to solve the subproblems at the B&B nodes are significantly variable. In fact, there are several instances that the algorithm cannot finish solving the subproblem at the root node after three hours. Table 2 also reports the total cost and its component percentages for the best solution found for each instance. All these percentages are significant, which shows that our test problems are fairly generated.

6.1.3 Evaluation of the simplified models for the affine and constant cases

In Section 4, it is shown that the general model proposed in Section 3 is simplified by reducing the number of variables and constraints for two special cases of service-time distributions. Here, we assess whether these alternative formulations work better or not. To solve the model, the B&B enhanced by the cuts in Theorem 2 with $|B| = 1$ is used, as it has been considered one of the best algorithm settings in the previous subsection.

Table 3 compares the computational results obtained within the three-hour time limit for the simplified MISOCP (2)–(6), (12), (14), (34)–(35), presented in Proposition 2 for the affine case and the general model (2)–(6), (8)–(14) for six test problems with different sizes, i.e., p47, p48, p49, p54, p55, and p64. From this table, it can be observed that the simplified formulation always performs about the same or better.

Table 4 similarly evaluates the model (2)–(3), (38)–(41) developed for the constant case with $m_i = 0$, $M_i \rightarrow +\infty$. The results show that this model significantly outperforms the general model and can find the exact or near optimal solutions, while the general model provides highly suboptimal solutions.

Table 1. Computational results of the algorithm under six different settings for solving the general model proposed in Section 3 within a three-hour run-time limit.

Test Problem	Number of SFs	Number of Customers	Basic B&B			B&B + VIs			B&B + cuts for $ B = 1$			B&B + VIs + cuts for $ B = 1$			B&B + cuts for $ B = 2$			B&B + VIs + cuts for $ B = 2$		
			Number of nodes	Number of cuts	Gap (%)	Number of nodes	Number of cuts	Gap (%)	Number of nodes	Number of cuts	Gap (%)	Number of nodes	Number of cuts	Gap (%)	Number of nodes	Number of cuts	Gap (%)	Number of nodes	Number of cuts	Gap (%)
p1	10	50	<273k	5	10.14	<422k	1	10.82	<75k	127	0.16	<679k	221	4.44	<50k	125	0.11	-	-	-
p2	10	50	<241k	0	13.16	-	-	-	<187k	181	8.59	<151k	259	17.67	<171k	247	8.86	<195k	331	16.99
p3	10	50	<291k	2	11.14	<254k	6	13.26	<134k	273	8.79	-	-	-	-	-	-	-	-	-
p4	10	50	<253k	6	9.58	<1156k	28	10.48	<87k	243	9.80	<127k	289	12.62	<85k	253	9.65	<188k	302	12.46
p13	20	50	-	-	-	<302k	24	23.40	<127k	314	17.35	-	-	-	<102k	376	17.66	-	-	-
p14	20	50	<168k	4	20.52	<195k	27	25.39	<127k	371	9.01	<179k	413	9.30	<122k	372	9.05	<144k	423	9.43
p15	20	50	-	-	-	-	-	-	<51k	357	11.28	<148k	452	12.23	<49k	422	12.04	<105k	408	6.59
p16	20	50	-	-	-	<218k	160	18.86	<75k	482	14.53	<105k	642	16.99	<77k	460	14.30	<89k	655	17.66
p25	30	150	-	-	-	-	-	-	78	494	17.04	612	524	17.14	-	-	-	-	-	-
p26	30	150	-	-	-	121	341	7.77	660	416	11.98	-	-	-	<51k	778	14.73	-	-	-
p27	30	150	<336k	88	8.47	-	-	-	<49k	822	9.36	-	-	-	<52k	919	8.39	-	-	-
p28	30	150	<574k	139	7.42	-	-	-	<29k	506	5.81	328	833	10.71	<36	486	4.87	136	574	9.11
p41	10	90	<59k	184	11.40	<63k	274	11.54	<63k	228	9.51	<64k	237	11.82	<69k	238	9.66	-	-	-
p42	20	80	-	-	-	-	-	-	<6k	735	8.73	<10k	852	11.81	<9k	662	8.79	<17k	761	10.65
p43	30	70	<26k	250	7.81	<305k	18	12.15	<3k	407	11.14	<13k	484	12.00	<3k	407	11.14	<13k	484	12.00
p44	10	90	<80k	271	13.48	<67k	232	14.96	<108k	522	13.61	<186k	459	14.82	-	-	-	<177k	474	15.35
p45	20	80	<188k	3	12.00	<207k	3	12.69	<9k	480	6.58	<9k	421	9.71	<10k	473	7.72	<24k	465	9.05
p46	30	70	<258k	2	9.33	<26k	485	5.70	<59k	156	10.55	<25k	417	8.76	<80k	217	10.75	-	-	-
p47	10	90	<243k	0	19.53	-	-	-	<84k	274	14.17	<77k	333	17.21	<79k	279	14.01	<77k	340	16.86
p48	20	80	-	-	-	<17k	508	8.97	<79k	727	16.00	<105k	981	15.98	<82k	805	15.28	<78k	987	16.66
p49	30	70	-	-	-	<362k	8	13.62	<6k	611	11.26	<95k	738	12.62	<7k	427	12.64	<112k	1011	12.56
p50	10	100	<58k	103	10.89	<49k	145	11.99	<49k	197	4.30	<48k	266	6.29	<49k	173	4.59	<50k	194	6.43
p51	20	100	<6k	329	5.50	<7k	260	7.95	<7k	246	1.34	<7k	413	3.93	<8k	248	1.33	<11k	500	3.70
p52	10	100	<60k	294	13.87	<65k	231	15.47	<57k	159	3.56	<76k	200	4.31	<117k	166	5.29	<172k	217	4.29
p53	20	100	<7k	339	6.96	<9k	218	9.21	<73k	683	10.75	<8k	491	14.39	<59k	733	10.80	<8k	486	14.48
p54	10	100	<76k	317	15.39	<60k	282	18.25	<73k	513	13.66	<151k	494	16.04	<61k	479	13.61	<64k	344	16.18
p55	20	100	<245k	6	13.31	-	-	-	<4k	475	15.55	<84k	767	14.78	<4k	599	15.04	-	-	-
p64	30	200	0	424	30.21	186	793	12.68	0	731	30.19	6	870	35.83	0	683	11.12	0	831	44.84
p65	30	200	0	482	20.29	0	617	52.42	0	857	28.75	10	882	6.66	0	878	22.18	0	894	36.57
p66	30	200	-	-	-	-	-	-	<34k	1983	18.51	<42k	2345	15.54	<32k	2566	14.18	<45k	2503	14.36
p67	30	200	0	475	11.76	0	463	28.54	20	1383	35.92	0	1117	37.70	0	890	36.30	0	910	71.81
p68	30	200	0	478	14.07	0	633	29.70	0	532	16.60	0	626	30.59	0	529	34.23	0	616	18.87
p69	30	200	0	496	15.48	53	740	11.58	0	935	32.85	0	882	24.13	0	885	22.39	0	899	48.28
p70	30	200	-	-	-	-	-	-	<50k	1557	11.94	<66k	2380	9.17	<34k	1448	12.65	<58k	2045	10.44
p71	30	200	73	531	7.8	0	381	50.3	8	394	10.6	24	632	10.3	<46k	975	9.9	14	551	11.9

- Out-of-memory before reaching the time limit

Table 2. The total cost and its component percentages for the best solution, and the best algorithm setting in terms of run time and number of nodes for the results reported in Table 1.

Test Problem	Number of SFs	Number of Customers	Total Cost	Serving Cost (%)	Waiting Cost (%)	Traveling Cost (%)	Opening Cost (%)	Best Gap (%)	Algorithm setting resulting in best gap	Algorithm setting resulting in minimum number of nodes**
p1	10	50	2703	28	10	29	33	0.11	B&B + cuts for $ B = 2$	B&B + cuts for $ B = 2$
p2	10	50	1958	19	18	32	31	8.59	B&B + cuts for $ B = 1$	B&B + VIs + cuts for $ B = 1$
p3	10	50	2312	16	12	29	43	8.79	B&B + cuts for $ B = 1$	B&B + cuts for $ B = 1$
p4	10	50	2966	22	9	22	47	9.65	B&B + cuts for $ B = 1$	B&B + cuts for $ B = 2$
p13	20	50	2324	31	15	18	37	17.35	B&B + cuts for $ B = 1$	B&B + cuts for $ B = 2$
p14	20	50	2348	41	19	15	26	9.01	B&B + cuts for $ B = 1$	B&B + cuts for $ B = 2$
p15	20	50	2970	37	18	11	34	6.59	B&B + VIs + cuts for $ B = 2$	B&B + cuts for $ B = 2$
p16	20	50	3148	30	14	11	44	*13.79	Basic B&B	B&B + cuts for $ B = 1$
p25	30	150	4280	28	11	30	31	*7.47	B&B + VIs	B&B + cuts for $ B = 1$
p26	30	150	3042	34	12	34	20	7.77	B&B + VIs	B&B + VIs
p27	30	150	4151	28	12	35	24	*5.77	B&B + VIs	B&B + cuts for $ B = 1$
p28	30	150	4472	26	11	32	31	4.87	B&B + cuts for $ B = 2$	B&B + VIs + cuts for $ B = 2$
p41	10	90	3246	27	13	35	26	9.51	B&B + cuts for $ B = 1$	Basic B&B
p42	20	80	2577	22	12	41	25	8.73	B&B + cuts for $ B = 1$	B&B + cuts for $ B = 1$
p43	30	70	1825	15	12	40	33	7.81	Basic B&B	B&B + cuts for $ B = 1$
p44	10	90	2860	30	14	34	22	13.48	Basic B&B	B&B + cuts for $ B = 1$
p45	20	80	2218	24	7	37	33	6.58	B&B + cuts for $ B = 1$	B&B + cuts for $ B = 1$
p46	30	70	1845	11	14	32	42	5.70	B&B + VIs	B&B + cuts for $ B = 1$
p47	10	90	3182	29	10	31	29	14.01	B&B + cuts for $ B = 2$	B&B + VIs + cuts for $ B = 2$
p48	20	80	2050	17	14	35	33	8.97	B&B + VIs	B&B + VIs
p49	30	70	2122	30	11	28	31	11.26	B&B + cuts for $ B = 1$	B&B + cuts for $ B = 1$
p50	10	100	3597	22	10	45	23	4.30	B&B + cuts for $ B = 1$	B&B + VIs + cuts for $ B = 1$
p51	20	100	2785	15	5	51	28	1.33	B&B + cuts for $ B = 2$	Basic B&B
p52	10	100	4428	27	7	37	29	3.56	B&B + cuts for $ B = 1$	B&B + cuts for $ B = 1$
p53	20	100	2562	21	11	45	24	6.96	Basic B&B	B&B + cuts for $ B = 2$
p54	10	100	3388	27	9	37	27	13.61	B&B + cuts for $ B = 2$	B&B + VIs
p55	20	100	2146	15	11	41	32	13.31	Basic B&B	B&B + cuts for $ B = 2$
p64	30	200	5637	33	6	43	18	11.12	B&B + cuts for $ B = 2$	B&B + VIs + cuts for $ B = 1$
p65	30	200	6159	32	7	35	26	6.66	B&B + VIs + cuts for $ B = 1$	Basic B&B
p66	30	200	7898	24	10	29	38	14.18	B&B + cuts for $ B = 2$	B&B + cuts for $ B = 1$
p67	30	200	5035	18	9	44	30	11.76	Basic B&B	B&B + cuts for $ B = 1$
p68	30	200	4570	20	8	50	22	14.07	Basic B&B	Basic B&B
p69	30	200	5189	19	10	40	31	11.58	B&B + VIs	Basic B&B
p70	30	200	8488	30	8	27	35	9.17	B&B + VIs + cuts for $ B = 1$	B&B + cuts for $ B = 2$
p71	30	200	4850	19	9	44	28	7.8	Basic B&B	B&B + cuts for $ B = 1$

* Out-of-memory before reaching the time limit

** When the number of non-root nodes is zero, the setting with the best gap is reported

Table 3. Evaluation of the simplified model (2)–(6), (12), (14), (34)–(35) for the affine case of service-time distributions.

Test Problem	Number of SFs	Number of Customers	Gap %	
			General model	Simplified model
p48	20	80	15.27	4.27
p49	30	70	10.96	10.92
p54	10	100	13.44	13.41
p55	20	100	12.45	12.35
p64	30	200	28.25	7.65

Table 4. Evaluation of the simplified model (2)–(3), (38)–(41) for the constant case of service-time distributions.

Test Problem	Number of SFs	Number of Customers	Gap %	
			General model	Simplified model
p48	20	80	17.13	*0.00
p49	30	70	9.37	*0.00
p54	10	100	12.55	*0.00
p55	20	100	15.91	*0.00
p64	30	200	35.99	0.73

* Optimal integer solution is found.

6.2 A real-world example: Locating Preventive Medical Facilities in Toronto, Canada

In the last years, there has been an increased interest in preventive healthcare programs. In this example, we analyze locating a set of preventive mammography clinics in city of Toronto and design a service network to respond the needs of the targeted people. Our main goal is to show that recognizing the correct service time distributions at SFs, at least their means and variances, are very important since various variance structures can result in a different network design for the service system.

The 96 large regions of Toronto, called FSAs using the Canada Post classification, are selected for providing service. We selected 19 general service hospitals in the city as potential places for locating the preventive clinics. Euclidean travel distances between the region centroids were recorded from Statics Canada. Demographic data at the FSA level were also available from Statistics Canada. The targeted people, who require service once a year, are the females aged 50–59, 0.071% of Canadian population, refer to Aboolian et al. (2015). Participation rate is assumed to be no more than 95% based on Verter and Lapierre (2002). Other parameters of the problem are randomly generated from some logical intervals.

Figure 1 shows the location-allocation decisions graphically. As seen in this figure, three SFs are established to serve the people. Table 5 reports the mean and variance of service times at each open SF as well as number of the customers served by each one. Percentages of cost terms; i.e., service, waiting, traveling and establishing cost, in the objective function are 15.5%, 26.3%, 32.6%, and 25.6%, respectively.

Table 5. Results for the case study

FSAs with open SF	Number of assigned FSAs	Mean of service time	Variance of service time
M2M	36	355	0.0013
M5A	31	220	0.0019
M6S	29	300	0.0029

Increasing the coefficient of travel and waiting costs yields to the optimal solution with more open SFs in which most of the customers are assigned to SFs that are less congested. Moreover, about 90% of customers are assigned to the closest open SFs, for which constraints (7) are mostly satisfied, while they are not considered here. This shows that the user-choice and central-authority assignment policies are highly correlated.

Figure 2 shows the effect of the type of service-time distribution on the designed network structure; i.e., the optimal location-allocation decisions. As shown in the Figure 2.a, when the service-time distributions in all SFs are assumed to be exponential, the same number of facilities are decided to open, but in different locations. When all the service time distributions are assumed to be Gamma distributions, the number and location of the established SFs are significantly changed; see Figure 2.b. As a direct result of the change in location of open SFs, the allocation decisions, customer assignments, will also be changed. This shows that in order to better model the real world SSDPs, estimating the correct service time distributions is highly important.

7 A unified convexification approach to metrics of M/G/1 queue

The goal of this section is to show the general applicability of the method used in the paper for constructing mixed-integer convex optimization models. It provides various convexity results and discussions for M/G/1 queue metrics. Only a part of the results given in Theorem 5 below has been used in Sections 2 and 3, and the other parts are new. In the following, we first discuss the possibility of convex reformulation, and then SOCP reformulation in particular.

Assume that μ is a continuous variable (satisfying $\mu \geq \lambda$), $v(\mu)$ is a variance function, and λ is represented by $\sum_{i=1}^n \lambda_i w_i$ with $\mathbf{w} = (w_1, \dots, w_n)^T \in \{0,1\}^n$ where λ_i , $i = 1, \dots, n$ are given positive constants. Now we investigate sufficient conditions under which the following constraints:

$$WT_T(\lambda, \mu) \leq z \quad (51)$$

$$WT_I(\lambda, \mu) \leq z \quad (52)$$

can be convexified in terms of μ and \mathbf{w} (or μ and λ) where $z \geq 0$ is a constant, a variable, or any affine function of μ and λ ; and where the quantities

$$WT_T(\lambda, \mu) = \lambda WT_I(\lambda, \mu) = \frac{\lambda^2(1 + v(\mu)\mu^2)}{2\mu(\mu - \lambda)} + \frac{\lambda}{\mu}$$

$$WT_I(\lambda, \mu) = \frac{\lambda(1 + v(\mu)\mu^2)}{2\mu(\mu - \lambda)} + \frac{1}{\mu}$$

are the *total* and *individual* expected waiting times in an M/G/1 queue system, respectively. Note that $WT_T(\lambda, \mu)$ is also the expected number of people waiting in the systems. Constraint (51) is studied in the next theorem.

Theorem 4. If constraint $v(\mu) \leq \sigma^2$ can be convexified, then constraint (51) can be convexified in terms of μ and \mathbf{w} as

$$\begin{aligned} & \sqrt{4 \sum_{i=1}^n \lambda_i w_i^2 + (\rho - \mu)^2} \leq \rho + \mu \\ & \frac{\rho^2 + (\sum_{i=1}^n \lambda_i u_i)^2}{2(1 - \rho)} + \rho \leq z \\ & \sigma - (1 - w_i)M \leq u_i \leq \sigma \\ & 0 \leq u_i \leq w_i M \\ & \mu \geq \sum_{i=1}^n \lambda_i w_i, 0 \leq \rho \leq 1, \mathbf{w} \in \{0,1\}^n, \mathbf{u} \geq \mathbf{0} \end{aligned}$$

where M is a sufficiently large positive constant. If $v(\mu) \leq \sigma^2$ is SOC-representable, then this reformulation is also SOC-representable. In particular, if $v(\mu) = a + b\mu^{-2}$ with $a, b \geq 0$, then constraint (51) can be convexified more efficiently (without needing the n auxiliary variables u_i , $i = 1, \dots, n$ and $4n$ associated constraints) as follows:

$$\begin{aligned} & \sqrt{4 \sum_{i=1}^n \lambda_i w_i^2 + (\rho - \mu)^2} \leq \rho + \mu \\ & \frac{\rho^2(1 + b) + a(\sum_{i=1}^n \lambda_i w_i)^2}{2(1 - \rho)} + \rho \leq z \\ & \mu \geq \sum_{i=1}^n \lambda_i w_i, 0 \leq \rho \leq 1, \mathbf{w} \in \{0,1\}^n, \end{aligned}$$

which is also SOC-representable.

Proof: The proof is similar to the ones presented for Theorem 1 and Proposition 1. Recall that in the first part, we need to define the auxiliary variables $u_i = \sigma w_i$, $i = 1, \dots, n$, and $\rho = \lambda/\mu$. ■

Note that the above results are used in Sections 2 and 3 to solve our decision problem. The next theorem investigates the case where the individual waiting time in an M/G/1 queue system is used as a performance measure.

Theorem 5. If constraint $v(\mu) \leq \sigma^2$ can be convexified, then constraint (52) can be convexified in terms of μ and \mathbf{w} as

$$\begin{aligned}
& \sqrt{4 \sum_{i=1}^n \lambda_i w_i^2 + (\rho - \mu)^2} \leq \rho + \mu \\
& \frac{\sum_{i=1}^n \lambda_i w_i^2}{2(\mu - \sum_{i=1}^n \lambda_i w_i)} + \frac{\sum_{i=1}^n \lambda_i u_i^2}{2(1 - \rho)} + \frac{1}{2\mu} \leq z \\
& \sigma - (1 - w_i)M \leq u_i \leq \sigma \\
& 0 \leq u_i \leq w_i M \\
& \mu \geq \sum_{i=1}^n \lambda_i w_i, 0 \leq \rho \leq 1, \mathbf{w} \in \{0,1\}^n, \mathbf{u} \geq \mathbf{0}.
\end{aligned}$$

In particular, if $v(\mu) = a + b\mu^{-2}$ with $a, b \geq 0$, then constraint (52) can be convexified more efficiently in terms of μ and \mathbf{w} :

$$\begin{aligned}
& \sqrt{4 \sum_{i=1}^n \lambda_i w_i^2 + (\rho - \mu)^2} \leq \rho + \mu \\
& \frac{(1 + b) \sum_{i=1}^n \lambda_i w_i^2}{2(\mu - \sum_{i=1}^n \lambda_i w_i)} + \frac{a \sum_{i=1}^n \lambda_i w_i^2}{2(1 - \rho)} + \frac{1}{2\mu} \leq z \\
& \mu \geq \sum_{i=1}^n \lambda_i w_i, 0 \leq \rho \leq 1, \mathbf{w} \in \{0,1\}^n,
\end{aligned}$$

which is SOC-representable.

Proof: To obtain the results, one needs to consider the identity

$$WT_l(\lambda, \mu) = \frac{b + 1}{2(\mu - \lambda)} + \frac{a\lambda}{2(1 - \rho)} + \frac{1 - b}{2\mu}$$

with $\rho = \lambda/\mu$, which follows (after some work) from

$$\frac{\lambda}{2\mu(\mu - \lambda)} = \frac{1}{2(\mu - \lambda)} - \frac{1}{2\mu}.$$

Moreover, the function x^2/y with $y > 0$ is convex, so its composition with affine functions is convex. The rest of the proof is similar and straightforward. \blacksquare

Remark 4. It worth nothing that if μ depends on another vector of decision variables \mathbf{x} as $\mu = h(\mathbf{x})$, the latter can be relaxed as $\mu \leq h(\mathbf{x})$ because queue waiting-time measures are decreasing in μ . Hence, if the function h is concave, the above formulations with $\mu \leq h(\mathbf{x})$ remain convex.

Remark 5. One should carefully consider that the results derived in Ahmadi-Javid and Hoseinpour (2017) is for a special case that $\lambda = \sum_{i=1}^n \lambda_i w_i$ with $\mathbf{w} \in \{0,1\}^n$ and μ and σ^2 is represented by $\sum_{j=1}^m \mu_j t_j$ and $\sum_{j=1}^m \sigma_j^2 t_j$ with $\mathbf{t} \in \{0,1\}^m$ where μ_j and σ_j^2 $j = 1, \dots, m$ are given positive constants. Indeed, for this special case based on the above general results one can obtain new convex formulations, but with less computational performance because of big-M constraints used in them.

In both of the above theorems, it is assumed that $\lambda = \sum_{i=1}^n \lambda_i w_i$ with $\mathbf{w} \in \{0,1\}^n$, which means that λ must be selected from a finite set of given alternatives. Unfortunately, providing sufficient conditions to guarantee that constraints (51) and (52) can be convexified in terms of μ and λ is challenging. A few of such conditions are presented in the next theorem.

Theorem 6. If $v(\mu) = b\mu^{-2}$ with $b \geq 0$ and z is fixed to a constant c , then constraint (51) can be convexified in terms of μ and λ as

$$\frac{\lambda^2(1+b)}{2(\mu-\lambda)} + \lambda \leq c\mu, \mu \geq \lambda, \lambda \geq 0,$$

which is also SOC-representable. If $v(\mu) = a + b\mu^{-2}$ with $a \geq 0$ and $0 \leq b \leq 1$, then constraint (52) can be convexified in terms of μ and λ as follows:

$$\frac{b+1}{2(\mu-\lambda)} + \frac{a\lambda\mu}{2(\mu-\lambda)} + \frac{1-b}{2\mu} \leq z$$

$$\mu \geq \lambda, \lambda \geq 0,$$

which is SOC-representable if $a = 0$. When μ is assumed to be fixed, both constraints (51) and (52) are convex in variable λ , but only constraint (51) is SOC-representable.

Proof: The proof of the first part is clear by noting that $\frac{\lambda^2}{(\mu-\lambda)}$ is the perceptive function associated with the convex function $\frac{\rho^2}{1-\rho}$. To prove the second assertion, one can see that

$$WT_I(\lambda, \mu) = \frac{b+1}{2(\mu-\lambda)} + \frac{a\lambda\mu}{2(\mu-\lambda)} + \frac{1-b}{2\mu}.$$

The convexity of the first term is clear. The second term is always convex as it is the perceptive function associated with the convex function $\frac{a\rho}{2(1-\rho)}$. The third term is convex only if $b \leq 1$. This completes the proof. ■

Remark 6. When λ is a function of a decision vector \mathbf{y} with *arbitrary* domain, that is, $\lambda = g(\mathbf{y})$, the equality $\lambda = g(\mathbf{y})$ can be relaxed as $g(\mathbf{y}) \leq \lambda$ (queue waiting-time measures depend increasingly on λ). Thus, the formulations obtained above with the new constraint $g(\mathbf{y}) \leq \lambda$ remains convex for a convex function g .

Remark 7. Only in the first part of Theorem 6, we restrict our condition to the case where z is a constant, and in all the other places of the section the variable z can be a constant, variable, or an affine function of variables μ and λ . In fact, when z is a constant in constraints (51) and (52), some other reformulations and simplifications can be presented, which are not listed here for the sake of shortness. Moreover, if one is interested to consider the waiting times in the queue (instead of in the system), the terms $\lambda\mu^{-1}$ and μ^{-1}

must be removed from constraints (51) and (52), respectively. This removal can result in simpler reformulations.

Remark 8. One can see that $v(\mu) = b\mu^{-2}$ with $b \geq 0$ covers the simple representation (23) used by Weber (1983), Stidham (1992), and Fridgeirsdottir and Chiu (2005). Theorem 6 highlights that when the arrivals evolve according to a Poisson process $WT_T(\lambda, \mu)$ is not jointly convex in both λ and μ , and that $WT_I(\lambda, \mu)$ is convex in both λ and μ only if $0 \leq b \leq 1$. This implies that for G/G/1 queues $WT_T(\lambda, \mu)$ is not generally convex in both λ and μ , while it is convex in each of λ and μ . Note that $WT_T(\lambda, \mu)$ is not generally convex in λ for G/G/1 queues (Fridgeirsdottir & Chiu, 2005).

The above results can be used when quantities $WT_T(\lambda, \mu)$ and $WT_I(\lambda, \mu)$ appear in an optimization problem to control the overall congestion or satisfy some service levels while λ and μ are either decision variables or depend on some other decision variables. The implementation procedure is similar to the one used in this paper.

8 Concluding remarks

This paper considers a balance-objective SLCLS problem with M/G/1 queues where the location and service capacity planning are integrated. It is assumed that the variance of the service time is a function of the service capacity (rate), which is the reciprocal of the mean service time. This service capacity is selected from a given (bounded or unbounded) intervals. The problem is initially formulated as a mixed-integer non-convex model, and then reformulated as a novel MISOCP, which can be solved optimally using recent advances in mixed-integer convex programming. Valid inequalities and a cut-generation procedure are developed to achieve more computational efficiency. Our numerical study on a health care location problem using some real data shows the high impact of service-time distributions on the network design of a service system.

Extending the problem under more realistic assumptions (e.g., uncertain demand rates, failure-prone servers, multi-services, elastic demand rates) is a possible direction.

The modeling method used here can be applied to other decision problems with M/G/1 queues where the service rate of each queue is a continuous decision variable and the demand rate is either known constant or a number in a finite set, which is determined by an affine function of binary/integer variables.

Some results on the case where demand rates are continuous decision variables are obtained in this paper for special cases. However, it is important to investigate if these results can be generalized. Extending our results for systems with G/G/1 queues would be very interesting but seems extremely difficult as there is no known closed-form formulas for the performance metrics of these queues and thus it may remain an open problem.

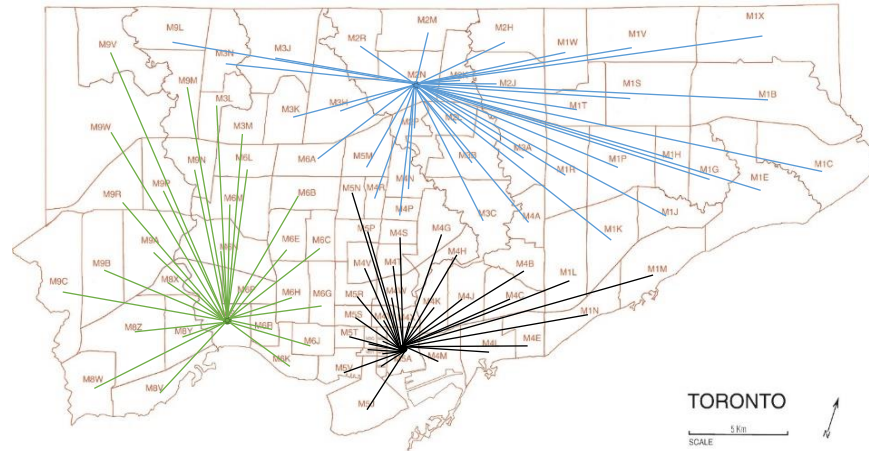
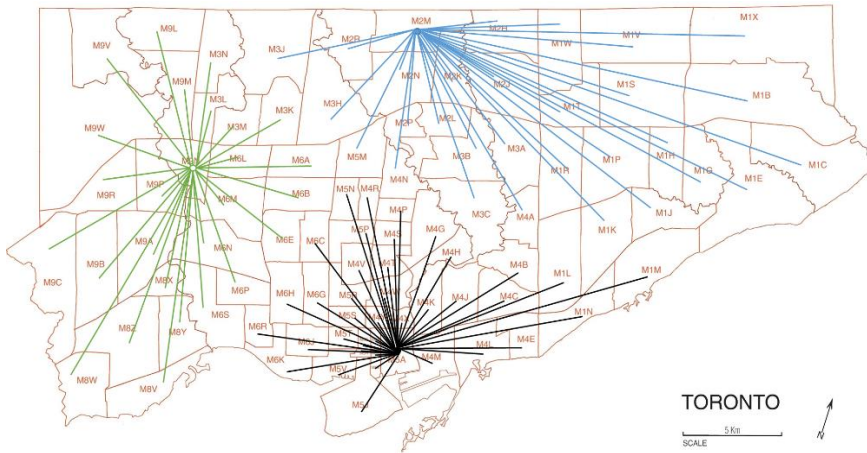
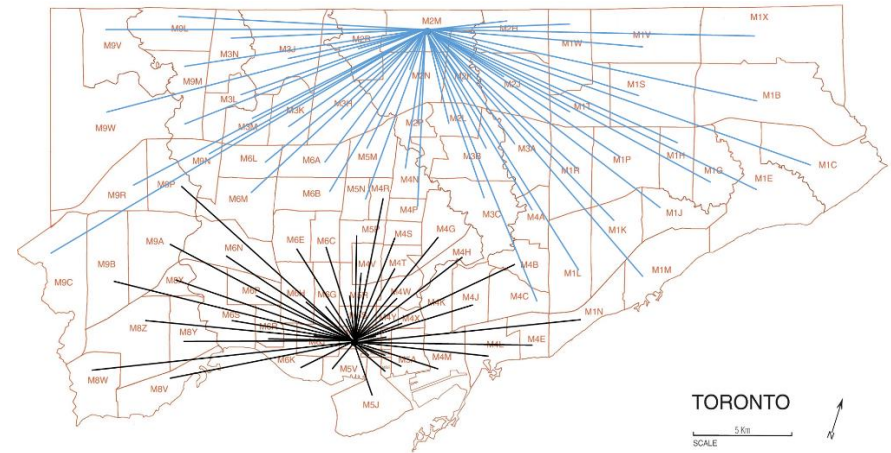


Figure 1. Location-allocation decisions of the case study with general-form service time distributions.



FSA's with Open SF	Number of assigned customers	Mean of service time	Variance of service time
M2M	30	333	0.0030
M5A	39	294	0.0034
M6N	27	266	0.0038

a) Location-allocation decisions with exponential service-time distributions.



FSA's with Open SF	Number of assigned customers	Mean of service time	Variance of service time
M2M	50	577	0.0039
M5T	46	364	0.0061

b) Location-allocation decisions with Gamma service-time distributions.

Figure 2. Location-allocation decisions of the case study with special service time distributions

Appendix A. Preliminaries

This appendix provides some preliminaries needed throughout the paper on MISOCPs. Let $\kappa \subseteq \mathbb{R}^m$ be a proper cone, i.e., a pointed and closed convex cone with a nonempty interior, which induces a partial ordering on \mathbb{R}^m , denoted by \geq_κ , where we have $a \geq_\kappa b \Leftrightarrow a - b \geq_\kappa 0 \Leftrightarrow a - b \in \kappa$.

The optimization problem

$$\begin{aligned} \min_{x \in \mathbb{R}^n} c^T x \\ Ax - b \geq_\kappa 0 \quad x \in P, \end{aligned}$$

is called a *cone program* where $c \in \mathbb{R}^n, b \in \mathbb{R}^n, A$, is an $m \times n$ matrix, and P is a polyhedron. A cone problem is an optimization model with linear objective function and generalized linear inequalities $Ax - b \geq_\kappa 0$.

A *second order cone* is a proper cone and is defined as:

$$S^m = \left\{ z \in \mathbb{R}^m : z_m \geq \sqrt{\sum_{i=1}^{m-1} z_i^2} \right\}.$$

This cone is also called a Lorentz, quadratic, or ice-cream cone. A Second-Order Cone Program (SOCP), also called a Conic Quadratic Program (CQP), is a cone program for which the cone κ is a direct product of several second-order cones, $\kappa = S^{m_1} \times S^{m_2} \times \dots \times S^{m_k}$. Therefore, an SOCP is like as

$$\begin{aligned} \min_{x \in \mathbb{R}^n} c^T x \\ A_i x - b_i \geq_{S^{m_i}} 0 \quad i = 1, \dots, k \\ x \in P. \end{aligned}$$

By defining $[A_i, b_i] = \begin{bmatrix} E_i & e_i \\ \beta_i^T & \delta_i \end{bmatrix}$, this can simply be written as follows:

$$\begin{aligned} \min_{x \in \mathbb{R}^n} c^T x \\ \|E_i x - e_i\| \leq \beta_i^T x - \delta_i \quad i = 1, \dots, k \\ x \in P. \end{aligned}$$

When all β_i and δ_i are zeroes, the SOCP reduces to a linear program. If all p_i are zeroes the SCOP becomes a convex quadratically constrained linear program. SOCPs are important convex optimization problems. The most popular solution methods for SOCPs are interior point methods because of their polynomial-time theoretical convergence and efficient computational performance in implementation. For more details on SOCPs and their applications see, e.g., Alizadeh and Goldfarb (2003), Alizadeh and Goldfarb (2003), Ben-Tal and Nemirovski (2001), and Boyd and Vandenberghe (2004).

Each constraint $\|E_i x - e_i\| \leq \beta_i^T x - \delta_i$ is called an SOC constraint. A set of constraints (or generally any subset of \mathbb{R}^n) is called SOC-representable if it can be expressed by a finite set of linear and SOC

constraints. A mathematical program is called a Mixed-Integer Second-Order Cone Program (MISOCP) when some of decision variables x_i $i = 1, \dots, n$ are restricted to be integer.

Appendix B. Proof of Proposition 4

Without loss of generality, assume that $k \leq n$. Problem (50) can be given by

$$\min \|((\mathbf{x} - \bar{\mathbf{x}})^T, \text{vec}(\mathbf{y} - \bar{\mathbf{y}})^T, (\boldsymbol{\mu} - \bar{\boldsymbol{\mu}})^T, (\boldsymbol{\rho} - \bar{\boldsymbol{\rho}})^T, (\boldsymbol{\sigma} - \bar{\boldsymbol{\sigma}})^T, \text{vec}(\mathbf{u} - \bar{\mathbf{u}})^T, (\mathbf{t} - \bar{\mathbf{t}})^T)^T\|_2$$

s.t.

$$x_i = x_i'^{k0} + x_i'^{k1} \quad i \in I$$

$$y_{ij} = y_{ij}'^{k0} + y_{ij}'^{k1} \quad i \in I, j \in J$$

$$\mu_i = \mu_i'^{k0} + \mu_i'^{k1} \quad i \in I$$

$$\rho_i = \rho_i'^{k0} + \rho_i'^{k1} \quad i \in I$$

$$\sigma_i = \sigma_i'^{k0} + \sigma_i'^{k1} \quad i \in I$$

$$u_{ij} = u_{ij}'^{k0} + u_{ij}'^{k1} \quad i \in I, j \in J$$

$$t_i = t_i'^{k0} + t_i'^{k1} \quad i \in I$$

$$\sum_{j \in J} \lambda_j y_{ij}'^{k0} < \mu_i'^{k0} \quad i \in I$$

$$\sum_{j \in J} \lambda_j y_{ij}'^{k1} < \mu_i'^{k1} \quad i \in I$$

$$m_i x_i'^{k0} \leq \mu_i'^{k0} \leq M_i x_i'^{k0} \quad i \in I$$

$$m_i x_i'^{k1} \leq \mu_i'^{k1} \leq M_i x_i'^{k1} \quad i \in I$$

$$\sigma_i'^{k0} - (\lambda_{k0} - y_{ij}'^{k0}) Q_i \leq u_{ij}'^{k0} \leq \sigma_i'^{k0} \quad i \in I, j \in J$$

$$\sigma_i'^{k1} - (\lambda_{k1} - y_{ij}'^{k1}) Q_i \leq u_{ij}'^{k1} \leq \sigma_i'^{k1} \quad i \in I, j \in J$$

$$0 \leq u_{ij}'^{k0} \leq y_{ij}'^{k0} Q_i \quad i \in I, j \in J$$

$$0 \leq u_{ij}'^{k1} \leq y_{ij}'^{k1} Q_i \quad i \in I, j \in J$$

$$\left\| \begin{array}{c} 2\sqrt{\lambda_1} y_{i1}'^{k0} \\ \vdots \\ 2\sqrt{\lambda_{|J|}} y_{i|J|}'^{k0} \\ \rho_i'^{k0} - \mu_i'^{k0} \end{array} \right\| \leq \rho_i'^{k0} + \mu_i'^{k0} \quad i \in I$$

$$\left\| \begin{array}{c} 2\sqrt{\lambda_1} y_{i1}'^{k1} \\ \vdots \\ 2\sqrt{\lambda_{|J|}} y_{i|J|}'^{k1} \\ \rho_i'^{k1} - \mu_i'^{k1} \end{array} \right\| \leq \rho_i'^{k1} + \mu_i'^{k1} \quad i \in I$$

$$\left\| \begin{array}{c} 2\rho_i'^{k0} \\ 2 \sum_{j \in J} \lambda_j u_{ij}'^{k0} \\ 2\lambda_{k0} - 2\rho_i'^{k0} - t_i'^{k0} \end{array} \right\| \leq 2\lambda_{k0} - 2\rho_i'^{k0} + t_i'^{k0} \quad i \in I$$

$$\left\| \begin{array}{c} 2\rho_i'^{k1} \\ 2 \sum_{j \in J} \lambda_j u_{ij}'^{k1} \\ 2\lambda_{k1} - 2\rho_i'^{k1} - t_i'^{k1} \end{array} \right\| \leq 2\lambda_{k1} - 2\rho_i'^{k1} + t_i'^{k1} \quad i \in I$$

$$t_i'^{k0} \geq 0, \rho_i'^{k0} \geq 0, \quad i \in I$$

$$t_i'^{k1} \geq 0, \rho_i'^{k1} \geq 0, \quad i \in I$$

$$0 \leq x_i'^{k0} \leq \lambda_{k0}, 0 \leq y_{ij}'^{k0} \leq \lambda_{k0} \quad i \in I, j \in J$$

$$0 \leq x_i'^{k1} \leq \lambda_{k1}, 0 \leq y_{ij}'^{k1} \leq \lambda_{k1} \quad i \in I, j \in J$$

$$(\mathbf{x}'^{k0})_k = 0, (\mathbf{x}'^{k1})_k = \lambda_{k1}$$

$$\lambda_{k0} + \lambda_{k1} = 1, \lambda_{k0}, \lambda_{k1} \geq 0$$

$$v_i \left(\frac{\mu_i^{k0}}{\lambda_{k0}} \right) \leq \left(\frac{\sigma_i^{k0}}{\lambda_{k0}} \right)^2 \quad i \in I$$

$$v_i \left(\frac{\mu_i^{k1}}{\lambda_{k1}} \right) \leq \left(\frac{\sigma_i^{k1}}{\lambda_{k1}} \right)^2 \quad i \in I.$$

According to Proposition 1, the last two sets of constraints are SOC-representable as long as the service times have the stochastic representation (24). Therefore, considering the quadratic objective function, the minimum distance problem is transformable to an SOCP.

Appendix C. An alternative MISOCP reformulation

Our problem may be formulated in other ways as MISOCP. This appendix provides one of these alternatives; its adaptations for the special cases in Section 3 can similarly be derived. Our numerical study shows that this formulation has far less computational efficiency and it is why we have not used it in the paper. However, the proposed valid inequalities are designed based on the same idea used in this reformulation.

By substituting $\rho_i = \frac{\sum_{j \in J} \lambda_j y_{ij}}{\mu_i}$, the objective (1) can be formulated as:

$$\min \sum_{i \in I} \left(ec_i x_i + sc_i \mu_i + wc_i \left(\frac{\rho_i^2}{2(1-\rho_i)} + \frac{(\sum_{j \in J} \lambda_j y_{ij})^2 \sigma_i^2}{2(1-\rho_i)} + \rho_i \right) + \sum_{j \in J} tc_{ij} \lambda_j y_{ij} \right).$$

By defining new variables $r_i, s_i \geq 0$ for $i \in I$ such that

$$\rho_i^2 = 2(1-\rho_i)t_i \quad i \in I$$

$$\left(\sum_{j \in J} \lambda_j u_{ij} \right)^2 = 2(1 - \rho_i) t_i \quad i \in I$$

where

$$u_{ij} = \sigma_i y_{ij} \quad i \in I, j \in J,$$

the model can be rewritten as follows:

$$\min \sum_{i \in I} \left(ec_i x_i + sc_i \mu_i + wc_i (r_i + s_i + \rho_i) + \sum_{j \in J} tc_{ij} \lambda_j y_{ij} \right)$$

s.t.

$$\sum_{i \in I} y_{ij} = 1 \quad j \in J$$

$$y_{ij} \leq x_i \quad i \in I, j \in J$$

$$\sum_{j \in J} \lambda_j y_{ij} \leq \mu_i \quad i \in I$$

$$m_i x_i \leq \mu_i \leq M_i x_i \quad i \in I$$

$$v_i(\mu_i) \leq \sigma_i^2 \quad i \in I$$

$$\sigma_i - (1 - y_{ij}) Q_i \leq u_{ij} \leq \sigma_i \quad i \in I, j \in J$$

$$0 \leq u_{ij} \leq y_{ij} Q_i \quad i \in I, j \in J$$

$$\left\| \begin{array}{c} 2\sqrt{\lambda_1} y_{i1} \\ \vdots \\ 2\sqrt{\lambda_{|J|}} y_{i|J|} \\ \rho_i - \mu_i \end{array} \right\| \leq \rho_i + \mu_i \quad i \in I$$

$$\left\| \begin{array}{c} 2\rho_i \\ 2 - 2\rho_i - r_i \end{array} \right\| \leq 2 - 2\rho_i + r_i \quad i \in I$$

$$\left\| \begin{array}{c} 2 \sum_{j \in J} \lambda_j u_{ij} \\ 2 - 2\rho_i - s_i \end{array} \right\| \leq 2 - 2\rho_i + s_i \quad i \in I$$

$$x_i \in \{0,1\}, y_{ij} \in \{0,1\} \quad i \in I, j \in J$$

$$r_i \geq 0, s_i \geq 0, \rho_i \geq 0 \quad i \in I.$$

References

- Aboolian, R., Berman, O., & Drezner, Z. (2008). Location and allocation of service units on a congested network. *IIE Transactions*, 40(4), 422–433.
- Aboolian, R., Berman, O., & Verter, V. (2015). Maximal accessibility network design in the public sector. *Transportation Science*, 50(1), 336–347.
- Abouee-Mehrizi, H., Babri, S., Berman, O., & Shavandi, H. (2011). Optimizing capacity, pricing and location decisions on a congested network with balking. *Mathematical Methods of Operations Research*, 74(2), 233–255.
- Ahmadi-Javid, A. A., & Azad, N. (2010). Incorporating location, routing and inventory decisions in supply chain network design. *Transportation Research Part E: Logistics and Transportation Review*, 46(5), 582–597.
- Ahmadi-Javid, A., & Hoseinpour, P. (2017). Convexification of queueing formulas by mixed-integer second-order cone programming: An application to a discrete location problem with congestion. *arXiv preprint arXiv:1710.05794*.
- Alizadeh, F., & Goldfarb, D. (2003). Second-order cone programming. *Mathematical Programming*, 95(1), 3–51.
- Atamtürk, A., Berenguer, G., & Shen, Z. J. (2012). A conic integer programming approach to stochastic joint location-inventory problems. *Operations Research*, 60(2), 366–381.
- Atamtürk, A., & Narayanan, V. (2010). Conic mixed-integer rounding cuts. *Mathematical Programming*, 122(1), 1–20.
- Atamtürk, A., & Narayanan, V. (2011). Lifting for conic mixed-integer programming. *Mathematical Programming*, 126(2), 351–363.
- Balas, E. (1971). Intersection cuts: A new type of cutting planes for integer programming. *Operations Research*, 19(1), 19–39.
- Balas, E. (1979). Disjunctive programming. *Annals of Discrete Mathematics*, 5, 3–51.
- Balas, E., Ceria, S., & Cornuéjols, G. (1993). A lift-and-project cutting plane algorithm for mixed 0–1 programs. *Mathematical Programming*, 58(1–3), 295–324.
- Benson, H. Y., & Saglam, U. (2013). Mixed-integer second-order cone programming: A survey. In H. Topaloglu, J. C. Smith, & H. J. Greenberg (eds.) *2013 Tutorials in operations research: Theory driven by influential applications*. INFORMS (13–36).
- Ben-Tal, A., & Nemirovski, A. (2001). *Lectures on modern convex optimization: Analysis, algorithms, and engineering applications*. SIAM.
- Berman O., & Krass, D. (2015). Stochastic location models with congestion. In G., Laporte, S., Nickel, & F. Saldanha-da-Gama (eds.) *Location Science*. Springer (443–485).
- Berman, O. & Drezner, Z. (2007). The multiple server location problem. *Journal of the Operational Research Society*, 58, 91–99.
- Berman, O., Krass, D., & Wang, J. (2006). Locating service facilities to reduce lost demand. *IIE Transactions*, 38(11), 933–946.
- Boffey, B., Galvao, R., & Espejo, L. (2007). A review of congestion models in the location of facilities with immobile servers. *European Journal of Operational Research*, 178(3), 643–662.
- Bonami P. (2011). Lift-and-project cuts for mixed integer convex programs. In O., Günlük & G.J. Woeginger (eds.) *Integer programming and combinatorial optimization*. Springer (52–64).
- Bonami, P., Biegler, L. T., Conn, A. R., Cornuéjols, G., Grossmann, I. E., Laird, C. D., ... & Wächter, A. (2008). An algorithmic framework for convex mixed integer nonlinear programs. *Discrete Optimization*, 5(2), 186–204.
- Bonami, P., Kilinc, M., & Linderoth, J. (2012). Algorithms and software for convex mixed integer nonlinear programs. In J., Lee, & S., Leyffer (eds) *Mixed-integer nonlinear programming*. Springer (1–39).
- Bonami, P., Tramontani, A. (2015). *Recent improvement to MISOCP in CPLEX*. IBM Analytics.
- Boyd, S., Vandenberghe, L., 2004. *Convex optimization*. Cambridge University Press.

- Brandenberg, R., & Roth, L. (2009). New algorithms for k-center and extensions. *Journal of Combinatorial Optimization*, 18(4), 376–392.
- Buzacott, J. A., & Shanthikumar, J. G. (1992). Design of manufacturing systems using queueing models. *Queueing Systems*, 12(1), 135–213.
- Castillo, I., Ingolfsson, A., & Sim, T. (2009). Social optimal location of facilities with fixed servers, stochastic demand, and congestion. *Production and Operations Management*, 18(6), 721–736.
- Çezik, M. T., & Iyengar, G. (2005). Cuts for mixed 0-1 conic programming. *Mathematical Programming*, 104(1), 179–202.
- Dadush, D., Dey, S. S., & Vielma, J. P. (2011). The split closure of a strictly convex body. *Operations Research Letters*, 39(2), 121–126.
- Drewes, S. (2009). Mixed integer second order cone programming. Verlag Dr. Hut.
- Drewes, S., & Ulbrich, S. (2012). Subgradient based outer approximation for mixed integer second order cone programming. In J., Lee, & S., Leyffer (eds) *Mixed-integer nonlinear programming*. Springer (41–59).
- Du, Y., Chen, Q., Quan, X., Long, L., & Fung, R. Y. (2011). Berth allocation considering fuel consumption and vessel emissions. *Transportation Research Part E: Logistics and Transportation Review*, 47(6), 1021–1037.
- Duran, M. A., & Grossmann, I. E. (1986). An outer-approximation algorithm for a class of mixed-integer nonlinear programs. *Mathematical Programming*, 36(3), 307–339.
- Elhedhli, S. (2006). Service system design with immobile servers, stochastic demand, and congestion. *Manufacturing & Service Operations Management*, 8(1), 92–97.
- Fletcher, R., & Leyffer, S. (1994). Solving mixed integer nonlinear programs by outer approximation. *Mathematical programming*, 66(1–3), 327–349.
- Fridgeirsdottir, K., & Chiu, S. (2005). A note on convexity of the expected delay cost in single-server queues. *Operations research*, 53(3), 568–570.
- Gerrard, R. A., & Church, R. L. (1996). Closest assignment constraints and location models: Properties and structure. *Location Science*, 4(4), 251–270.
- Gomory, R. E. (1958). Outline of an algorithm for integer solutions to linear programs. *Bulletin of American Mathematical Society*, 64: 275–278.
- Grassmann, W. (1983). The convexity of the mean queue size of the M/M/c queue with respect to the traffic intensity. *Journal of Applied Probability*, 20(4), 916–919.
- Gross, D. (2008). *Fundamentals of queueing theory*. Wiley.
- Harel, A., & Zipkin, P. (1987). Strong convexity results for queueing systems. *Operations Research*, 35(3), 405–418.
- Hijazi, H., Bonami, P., & Ouorou, A. (2013). Robust delay-constrained routing in telecommunications. *Annals of Operations Research*, 206(1), 163–181.
- Holmberg, K., Rönnqvist, M., & Yuan, D. (1999). An exact algorithm for the capacitated facility location problems with single sourcing. *European Journal of Operational Research*, 113(3), 544–559.
- Hoseinpour, P., & Ahmadi-Javid, A. (2016). A profit-maximization location-capacity model for designing a service system with risk of service interruptions. *Transportation Research Part E: Logistics and Transportation Review*, 96, 113–134.
- Kılınç-Karzan, F., & Yıldız, S. (2015). Two-term disjunctions on the second-order cone. *Mathematical Programming*, 154(1–2), 463–491.
- Köppe, M., (2012). On the complexity of nonlinear mixed-integer optimization. In J., Lee, & S., Leyffer (eds) *Mixed-integer nonlinear programming*. Springer (533–557).
- Krokhmal, P. A., & Soberanis, P. (2010). Risk optimization with p-order conic constraints: A linear programming approach. *European Journal of Operational Research*, 201(3), 653–671.
- Leyffer, S. (2001). Integrating SQP and branch-and-bound for mixed integer nonlinear programming. *Computational Optimization and Applications*, 18(3), 295–309.
- Mak, H. Y., Rong, Y., & Shen, Z. J. M. (2013). Infrastructure planning for electric vehicles with battery swapping. *Management Science*, 59(7), 1557–1575.

- Modaresi, S., Kılınç, M. R., & Vielma, J. P. (2016). Intersection cuts for nonlinear integer programming: Convexification techniques for structured sets. *Mathematical Programming*, 155(1–2), 575–611.
- Nemhauser, G. L., & Wolsey, L. A. (1990). A recursive procedure to generate all cuts for 0–1 mixed integer programs. *Mathematical Programming*, 46(1–3), 379–390.
- Pinar, M. Ç. (2013). Mixed-integer second-order cone programming for lower hedging of American contingent claims in incomplete markets. *Optimization Letters*, 7(1), 63–78.
- Quesada, I., & Grossmann, I. E. (1992). An LP/NLP based branch and bound algorithm for convex MINLP optimization problems. *Computers & Chemical Engineering*, 16(10), 937–947.
- Shaked, M., & Shanthikumar, J. (1988). Stochastic convexity and its applications. *Advances in Applied Probability*, 20(2), 427–446.
- Stidham, S. (1992). Pricing and capacity decisions for a service facility: Stability and multiple local optima. *Management Science*, 38(8), 1121–1139.
- Stubbs, R. A., & Mehrotra, S. (1999). A branch-and-cut method for 0-1 mixed convex programming. *Mathematical Programming*, 86(3), 515–532.
- Taylor, J., & Hover, F. S. (2012). Convex models of distribution system reconfiguration. *IEEE Transactions on Power Systems*, 27(3), 1407–1413.
- Tu, H. Y., & Kumin, H. (1983). A convexity result for a class of GI/G/1 queueing systems. *Operations Research*, 31(5), 948–950.
- Verter, V., & Lapierre, S. D. (2002). Location of preventive health care facilities. *Annals of Operations Research*, 110(1–4), 123–132.
- Vidyarthi, N., & Jayaswal, S. (2014). Efficient solution of a class of location–allocation problems with stochastic demand and congestion. *Computers & Operations Research*, 48, 20–30.
- Vielma, J. P., Ahmed, S., & Nemhauser, G. L. (2008). A lifted linear programming branch-and-bound algorithm for mixed-integer conic quadratic programs. *INFORMS Journal on Computing*, 20(3), 438–450.
- Vielma, J. P., Dunning, I., Huchette, J., & Lubin, M. (2017). Extended formulations in mixed integer conic quadratic programming. *Mathematical Programming Computation*, 9(3), 369–418.
- Wang, Q., Batta, R., & Rump, C. M. (2004). Facility location models for immobile servers with stochastic demand. *Naval Research Logistics*, 51(1), 137–152.
- Weber, R. R. (1983). A note on waiting times in single server queues. *Operations Research*, 31(5), 950–951.