

Efficiency of radiation friction losses in laser-driven “hole boring” of dense targets

S V Popruzhenko^{1,2}, T V Liseykina^{3,4}, A Macchi^{5,6}

¹Max Planck Institute for the Physics of Complex Systems, Dresden 01187, Germany

²National Research Nuclear University MEPhI, Moscow 115409, Russia

³Institute of Physics, University of Rostock, D-18051 Rostock, Germany

⁴On leave from Institute of Computational Mathematics and Mathematical Geophysics SB RAS, 630090 Novosibirsk, Russia

⁵CNR, National Institute of Optics (INO), Adriano Gozzini research unit, Pisa, Italy

⁶Enrico Fermi Department of Physics, University of Pisa, largo Bruno Pontecorvo 3, I-56127 Pisa, Italy

E-mail: sergey.popruzhenko@gmail.com

Abstract. In the interaction of laser pulses of extreme intensity ($> 10^{23} \text{ Wcm}^{-2}$) with high-density, thick plasma targets, simulations show very significant radiation friction losses, in contrast to thin targets for which such losses are negligible. We present an analytical calculation of the conversion efficiency of the laser energy into incoherent radiation. By accounting for the self-consistent effect of radiation losses on the single electron trajectory, we find for the global “hole boring” motion of the laser-plasma interaction region under the action of radiation pressure, and for the inhomogeneity of the laser field in both longitudinal and transverse direction, a good agreement with the results of three-dimensional particle-in-cell simulations. The model predicts that in the present context the classical regime of radiation friction retains up to intensities still beyond the capabilities of next generation facilities.

1. Introduction

The continuous progress of laser techniques making higher and higher electromagnetic intensities accessible for experiments has stimulated the growth of research areas such as relativistic dynamics and nonlinear optics in classical plasmas [1] and quantum electrodynamics in extremely strong fields [2, 3]. Radiation friction (RF) is a problem of central interest in both the above mentioned areas. In the classical context, a modification of the Newton-Lorentz equation of motion for an electron by adding a new force term, named the RF force (RFF) or radiation reaction force, is necessary to make the electron dynamics self-consistent with the emission of radiation. Although the correct form of the RFF has been the subject of intense debate for decades and until recently [4, 5], it now appears that in the classical limit the Landau-Lifshitz (LL) expression [6] gives a correct and consistent description [7, 8]. The LL expression of the RFF has become the basis of classical simulations of superintense laser-plasma

interaction [9, 10] where RF losses (corresponding to the escape of high-frequency, incoherent radiation from the plasma) are important enough to affect the plasma dynamics.

When the frequency of the emitted radiation becomes sufficiently high that the energy and momentum of single photons are not negligible with respect to those of the radiating electron, a quantum electrodynamics (QED) description becomes necessary. However, a correct and effective description of “quantum RF” is an open issue. The first two experiments claiming for evidence of quantum RF signatures in nonlinear Thomson scattering of superintense laser pulses by ultrarelativistic electrons [11, 12] came to somewhat different conclusions about which model better described the experimental results (see [13] for a discussion). Notice that these experiments involved laser-plasma physics in the generation via wakefield acceleration of a dense, short duration bunch of relativistic electrons in order to increase the luminosity in the gamma-ray region; however, the dynamics of the laser-bunch interaction was of single particle nature.

An alternate approach to investigate RF in the laboratory is to search for regimes where *collective* effects in the laser-plasma interaction boost radiation losses, so that RF signatures may become strong and unambiguous. Several simulation works have shown highly efficient radiation losses (a few tens per cent of the laser pulse energy) in the interaction of circularly polarized (CP) pulses with dense thick targets [14, 15, 16, 17, 18, 19]. In our previous work [19] we have made a first attempt of a classical model to estimate the conversion efficiency η_{rad} of the laser energy into uncoherent radiation. In turn, the efficient absorption of CP light causes a strong transfer of angular momentum to the target, with the generation of ultrahigh magnetic fields (inverse Faraday effect) with strength achieving several Giga-Gauss which can provide a macroscopic signature of RF [19].

In Ref.[19] the scaling of η_{rad} with the laser intensity agreed reasonably with the results of three-dimensional particle-in-cell (PIC) simulations of the laser-plasma interaction, up to intensities approaching 10^{24} Wcm^{-2} . Beyond this limit, however, the model predicts unphysical values of $\eta_{\text{rad}} > 1$ because neither the modification of the radiating electron trajectories due to RF nor the depletion of the laser pulse are taken into account. In addition, and more in general, at those intensities the classical description becomes questionable and quantum effects are expected to become relevant.

The aim of this paper is to provide an accurate estimate of η_{rad} via analytical modeling. First, we use the solution by Zeldovich [20] to take self-consistently into account the RF losses into the electron trajectory. Then, we show that the amount of RF losses is strongly affected by the average motion of the plasma surface, the finite evanescence length of the electromagnetic (EM) field in the plasma, and the radially inhomogeneous distribution of the laser intensity. By accounting for these effects, analytical estimates in good agreement with the results of three-dimensional (3D) simulations are obtained. We also provide an estimate of the intensity limit under which, in the present context, RF can still be treated within classical electrodynamics.

2. Review of previous modeling and its limitations

In the regime of interest here, an ultraintense laser pulse of frequency ω and dimensionless field amplitude $a_0 = eE_L/m_e\omega c$ (with E_L the electric field amplitude) interacts with a strongly overdense (electron density $n_e \gg n_c = m_e\omega^2/4\pi e^2$, the cut-off density) plasma target which remains opaque to the laser light. The radiation pressure of the laser light is high enough to produce “hole boring” (HB) in the target, i.e. the plasma surface is driven at an average velocity

$$\frac{v_{\text{HB}}}{c} = \frac{\sqrt{\Xi}}{1 + \sqrt{\Xi}}, \quad \Xi = \frac{I_L}{\rho c^3} = \frac{Z n_c m_e}{A n_e m_p} a_0^2, \quad (1)$$

where $I_L = cE_L^2/4\pi = m_e c^3 n_c a_0^2$ is the laser intensity. Eq.(1) can be obtained by balancing the mass and momentum flows at the surface [21] and is valid for total reflection of the laser light *in the frame co-moving with the surface*, i.e. in the absence of dissipative effects. If a fraction η of the laser intensity is dissipated, for example due to RF losses, Eq.(1) may be modified by replacing I_L with $I_L(1 - \eta/2)$. In the case of our simulations this would lead at most by a $\simeq 5\%$ decrease in v_{HB} at the highest intensity considered ($a_0 = 800$).

In order for the interaction to remain in the HB regime during the whole duration of the laser pulse, the target must be “thick” enough that $v_{\text{HB}}\tau_L < D$, where τ_L is the laser pulse duration and D is the target thickness. In the opposite “thin” target limit $v_{\text{HB}}\tau_L \gg D$, the target can be accelerated as a whole and enter the “light sail” (LS) regime [22, 23], where the scaling of the velocity v_{LS} with intensity becomes much faster than (1). Thus, the same laser pulse parameters may enable to reach velocities $v_{\text{LS}} \simeq c$ in an ultrathin target while yielding v_{HB} to be a fraction of c in a thick target. In particular, for the parameters of calculations presented below $v_{\text{HB}} \approx (0.3 \div 0.6)c$. The different acceleration regime may therefore explain the huge difference in the radiation efficiency between thick and thin targets. In fact, assuming that the electrons radiate in the field of a plane electromagnetic CP wave propagating along x , the radiated power is [24]

$$P_{\text{rad}} = \frac{2e^2\omega^2\gamma^2 a_0^2}{3c} \left(1 - \frac{v_x}{c}\right)^2. \quad (2)$$

where $\gamma = 1/\sqrt{1 - v^2/c^2}$ and v_x is the velocity component parallel to the wavevector. Assuming that most of the radiating electrons co-move with the target ions, the factor $(1 - v_x/c)^2$ leads to strong suppression of radiation emission for thin targets moving at $v_{\text{LS}} \simeq c$, while the suppression is much less severe for thick targets as far as v_{HB} is significantly smaller than c .

In the thick target case, the laser field penetrates into the skin layer where the electrons pile up under the action of the radiation pressure. The areal density of electrons in the skin layer can be estimated as [19, 25]

$$N_x \simeq \frac{a_0}{r_0\lambda}, \quad (3)$$

where $r_0 = e^2/mc^2$ is the classical electron radius. For $a_0 \gg 1$, by estimating $\gamma \simeq a_0$ we obtain the radiated power per unit surface as $I_{\text{rad}} = N_x P_{\text{rad}} \propto a_0^5$, which implies a $\propto a_0^3$ scaling for the radiation loss efficiency, in good agreement with the simulation results. For $v_x = 0$, and assuming that the duration of the incoherent high-energy emission is the same as the laser pulse, the conversion efficiency defined as a ratio of the energy emitted by radiating electrons U_{rad} to that of the laser pulse U_L is thus given by

$$\eta_{\text{rad}} = \frac{U_{\text{rad}}}{U_L} = \frac{I_{\text{rad}}}{I_L} = \xi a_0^3, \quad (4)$$

where the parameter

$$\xi = \frac{4\pi r_0}{3\lambda} \quad (5)$$

is introduced, and λ is the laser wavelength.

In Ref.[19] it was suggested that for thick targets an enhancement of radiation losses may originate from the non-steady dynamics of HB acceleration [25]. In particular, ion acceleration by the space-charge field causes a pulsed “collapse” of the electron density with the excess electrons returning towards the laser with *negative* velocity $v_x < 0$, enhancing the RF losses by a sequence of radiation bursts. However, it is not straightforward to provide analytical estimates for either the rate of the bursts or the value of v_x for the returning electrons. In particular, estimating v_x would require to find the motion of the returning electrons in an inhomogeneous electric field with the radiation friction force included. For an order-of-magnitude estimate, we simply assumed $(1 - v_x/c)^2 \simeq 1$ and the number of the returning electrons to be $\simeq N_x$ [19] (i.e. most of the electrons in the skin layer to collapse). This leads again to an expression like (4) for the conversion efficiency, apart from a reduction factor < 1 accounting for the fact that the returning electrons radiate only for a fraction of the interaction time.

Apparently, the $\eta_{\text{rad}} \sim a_0^3$ scaling fairly agrees with the results of 3D simulations which give $\eta_{\text{rad}} \sim a_0^{3.2}$ up to intensities $a_0 \simeq 500$, but the absolute value predictions of (4) are much higher than those observed in the simulations. This is not surprising since obviously (4) becomes invalid when approaching a critical value of the laser field amplitude

$$a_{\text{cr}} = \xi^{-1/3} \approx 400, \quad (6)$$

where $\eta_{\text{rad}} \simeq 1$, which is unphysical. In the simulation [19], $\eta_{\text{rad}} \approx 0.08$ for $a_0 \simeq 400$. The quantitative disagreement makes also not possible, on the basis of the predicted scaling only, to understand whether the radiation is mostly due to electrons either remaining in the skin layer or returning towards the laser.

The very limited nature of the estimate (4) for the conversion efficiency is due to several underlying shortcomings, such as the neglect of self-consistent RF effects on the electron motion, the absence of a more precise estimate of v_x , and the inhomogeneity of the laser field in both the longitudinal and transverse directions. In the following we show that accounting for these effects, even if still in an approximated way, leads to a considerably smaller growth of the conversion efficiency at high intensities than that given by (4) and therefore substantially improves the agreement with the simulations.

3. Self-consistent electron motion

The model first introduced by Zeldovich [20] describes a stationary electron motion in the field of a strong circularly polarized plane wave with RF effects included self-consistently. Since RF allows absorption of momentum from the plane wave, a drag force is exerted on the electron along the direction of wave propagation (x for definiteness). Thus, in order to obtain a stationary solution an electric field E_d along x is introduced in the model balancing the radiation drag. The complete EM fields are thus given by

$$\mathbf{E}(t, x) = (E_d, E_L \cos \varphi, E_L \sin \varphi), \quad \mathbf{B}(t, x) = (0, -E_L \sin \varphi, E_L \cos \varphi). \quad (7)$$

In the stationary regime an electron moves along a circle in the (y, z) plane and drifts along the x axis with a constant velocity:

$$\mathbf{v}(t) = (v_x, v_0 \sin(\varphi - \theta), -v_0 \cos(\varphi - \theta)), \quad \varphi = \omega t - kx. \quad (8)$$

The phase shift θ is generated by the RFF. Neglecting the latter in the equations of motion gives $\theta = 0$. For ultra-relativistic particles, the RFF is given by [6]

$$\mathbf{F}_{\text{rad}} = -\frac{P_{\text{rad}}(\mathbf{v})\mathbf{v}}{c^2}, \quad (9)$$

with the radiation power

$$P_{\text{rad}}(\mathbf{v}) = \frac{2e^2\omega^2v_0^2\gamma^4}{3c^3} \left(1 - \frac{v_x}{c}\right)^2 \quad (10)$$

which differs from (2) by the replacement $a_0^2 \rightarrow \gamma^2$ reflecting the fact that the circular motion of the electron is now determined jointly by the Lorentz and the RF forces. In the stationary regime the total force (with the centrifugal component included) vanishes. Projecting this condition on the axes of cylindrical coordinates and assuming that the value of the longitudinal electric field E_d is known we obtain three equations which determine the values of γ , θ and v_x :

$$eE_d - \frac{eE_L v_0}{c} \sin \theta - P_{\text{rad}}(\gamma, v_x) \frac{v_x}{c^2} = 0, \quad (11)$$

$$eE_L \left(1 - \frac{v_x}{c}\right) \sin \theta + P_{\text{rad}}(\gamma, v_x) \frac{v_0}{c^2} = 0, \quad (12)$$

$$\gamma m \omega v_0 = eE_L \cos \theta \quad (13)$$

In principle the system of Eqs.(11-12-13) might be applied to study the motion of electrons in the space-charge field created by the ponderomotive force action, see examples e.g. in [26] where an approximate analytic description for the case of standing waves was developed. However, such space-charge field is highly inhomogeneous, which would already make an analytical estimate difficult. In addition, in the case under investigation the electron density is high enough for screening effects to be non-negligible: considering as an example the contribution of returning electrons, as those located exactly at the plasma-vacuum boundary return towards the incoming laser, the space-charge field is partially canceled so that the electrons filling in inner layers will experience

a lower force. A complete description of this scenario would require to resolve the electron plasma dynamics with RFF included.

Since our primary aim is to relate the radiation losses to an average value of v_x determined by the laser-plasma dynamics, we take v_x as a parameter in the system, and following Zeldovich [20] we solve Eqs.(11)–(13) in the reference frame moving with the instant velocity v_x of the radiating electron. In the following, we use the notations γ' , v'_0 , ξ' , etc. for values measured in this reference frame. Setting $v'_x = 0$ and taking into account that $\gamma' \gg 1$, one may safely put $v'_0 \approx c$. Eliminating the angle θ' from Eqs.(12), (13) we obtain an equation determining $\gamma'(\xi', a_0)$ (note that a_0 is relativistically invariant) [20]:

$$\gamma'^2(1 + \xi'^2\gamma'^6) = a_0^2. \quad (14)$$

For low intensities, $a_0 \ll a'_{\text{cr}}$ it gives $\gamma' = a_0$, as was used in [19]. In the opposite limit, $a_0 \gg a'_{\text{cr}}$, the gamma-factor grows much slower with a_0 :

$$\gamma' = \left(\frac{a_0}{\xi'}\right)^{1/4}. \quad (15)$$

Eq.(15), previously obtained in Ref.[27], corresponds to the limit in which the oscillation energy of the electron in the EM field equals the energy radiated per cycle. Remarkably, this single particle result corresponds, in our model where collective effects enter via (3) for the number of radiating electrons, to a total conversion of the laser pulse energy into radiation from the target. In fact it follows from Eqs.(14), (10) and (3) that

$$\eta_{\text{rad}} = \xi' \frac{\gamma'^4}{a_0} = \xi \sqrt{\frac{1 - v_x/c}{1 + v_x/c}} \frac{\gamma'^4}{a_0}, \quad (16)$$

so that $\eta_{\text{rad}} \rightarrow 1$ for $a_0 \gg a'_{\text{cr}}$. Notice that ξ is determined by the laser wavelength measured in the laboratory frame.

We compare predictions of our model to the results of 3D PIC simulations (see [19] for the numerical set-up) which describe the interaction of a laser pulse with a plasma of thickness $D > 10\lambda$ and initial density $n_0 = 90n_c$. The supergaussian laser pulse is introduced via the time-dependent boundary condition at the plasma surface, $x = 0$, as described in [19]

$$\mathbf{a}(r, x = 0, t) = a_0(\mathbf{y} \cos(\omega t) + \mathbf{z} \sin(\omega t))e^{-(r/r_0)^4 - (ct/r_L)^4}, \quad (17)$$

with $r = \sqrt{y^2 + z^2}$, $r_0 = 3.8\lambda$ and $r_L = 3.0\lambda$. In our PIC calculations we varied the laser amplitude in the interval $a_0 = 300 \div 750$ which corresponds to the peak intensities $(3.8 \div 23.7) \cdot 10^{23} \text{W/cm}^2$. As is seen on Fig.1, the values of η_{rad} obtained from (16) for $v_x = 0$ qualitatively reproduce the behavior of conversion efficiency extracted from the PIC simulation (shown by diamonds) in the whole interval of a_0 , although the absolute values appear considerably overestimated. Below we identify the sources of these differences and improve the model by accounting the respective effects for.

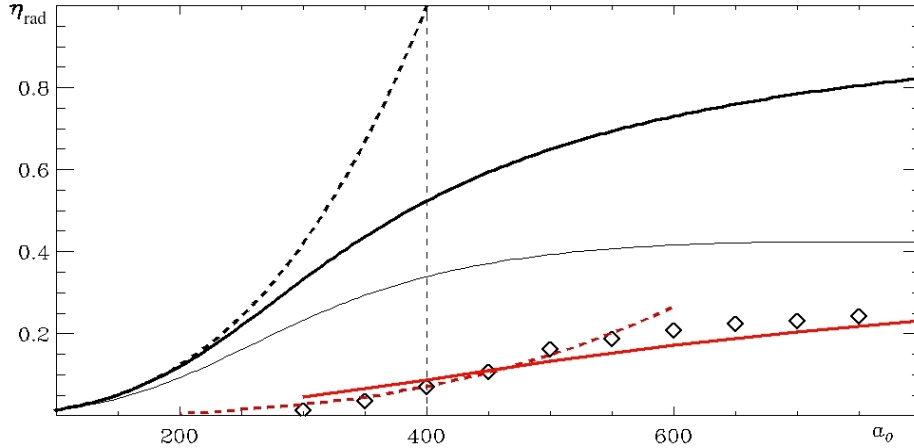


Figure 1. Conversion efficiency into radiation η_{rad} as a function of the dimensionless laser amplitude a_0 . The dashed line shows the perturbative result (4) [19]. Results of the selfconsistent calculation are shown by a thick black line (Eq.(16) with $v_x = 0$), thin black line (Eq.(16) with $v_x = v_{\text{HB}}$ from (1)) and thick red line (Eq.(31) with $v_x = v_{\text{HB}}$). Results of PIC simulations are shown by diamonds. The dashed red line is a $\sim a_0^{3.2}$ fit to the PIC results.

4. Effects of the longitudinal velocity

An analysis of the 3D distribution functions of the radiation power density $\mathcal{P}(x, r, v_x)$ (calculated as $\mathcal{P} = -n_e \mathbf{v} \cdot \mathbf{F}_{\text{rad}}$) and of the electron and ion density $n_{e,i}(x, r, v_x)$ extracted from the PIC simulation shows that most of the emitted radiation comes from electrons having velocities $v_x > 0$, and located close to the receding front of the ion density. This is illustrated for the $a_0 = 500$ case in Fig.2 where space-time plots in the (x, t) plane are shown for the radiation power and the particle densities at $r = 1\lambda$, where the former has its radial maximum. The density fronts move in the forward direction with average velocity $\simeq 0.41c$, in fair agreement with the value $v_{\text{HB}} = 0.47c$ given by Eq.(1). Small oscillations in the front position are visible in correspondence of the generation of plasma bunches in the forward direction, as discussed in Ref.[25]. The power density plot shows that most of the emission originates close to the hole boring front. Emission due to returning electrons with velocity $\simeq -c$ is visible after $t = 11T_L$, but its contribution to the total emitted power is small, presumably because of the low density in the returning jets (as seen the $n_e(x, t)$ plot).

Consistently with these observations, we assume that on the average the radiating electrons move with velocity $v_x = v_{\text{HB}}$ given by (1). In this way, we obtain a result shown on Fig.1 by a thin black line. The account of the longitudinal motion considerably improves the agreement, although analytically calculated values still exceed the PIC results by approximately 4 times at $a_0 = 400$ and 1.5 times at $a_0 = 800$.

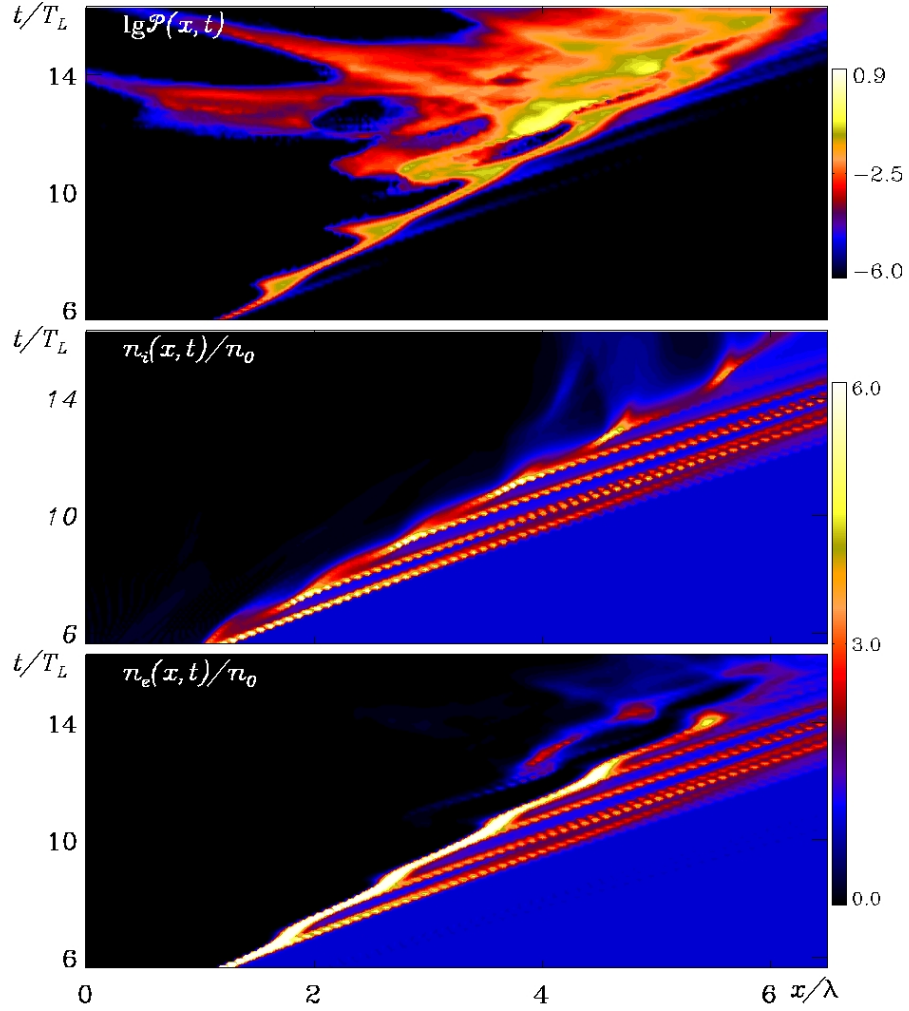


Figure 2. Space-time plots of the radiation power density $\mathcal{P}(x, t)$ (top, logarithmic scale, arbitrary units), ion density $n_i(x, t)$ (middle) and electron density $n_e(x, t)$ (bottom) all evaluated at $r = 1\lambda$ distance from the axis.

5. Effects of field inhomogeneity

Finally, we account the attenuation of the laser field in the plasma and the dependence of the laser intensity on time and its radial distribution in the focal spot. The laser field amplitude a_0 is not constant within the evanescence length ℓ_s , but dropping down, leading to a considerable decrease of the “efficient” value of a_0 entering Eqs.(15) and (16). Fig.3 based on the HB model of [25] sketches the electron and the ion density distributions along the propagation direction at the initial stage of the interaction when the electrons are pushed forward by light pressure, while the ions still remain immobile and homogeneously distributed inside the plasma layer. Taking the electron density for $x > d$ in the form

$$n_e(x) = n_0 + (n_{p0} - n_0)e^{-(x-d)/\ell_s}, \quad (18)$$

we replace a step distribution employed in Ref.[19] by a decaying exponent. Assuming that $n_{p0} \gg n_0$ with n_{p0} being the maximal density of electrons and n_0 is the initial density equal to that of ions, we obtain for the electric field inside the layer

$$E(x) = 4\pi e(n_{p0} - n_0)l_s e^{-(x-d)/\ell_s} \quad (19)$$

with the maximal value

$$E_d \equiv E(x = d) = 4\pi e(n_{p0} - n_0)l_s \approx 4\pi e n_{p0} \ell_s \quad (20)$$

achieved at the electron surface. Taking into account that $n_{p0}\ell_s = N_x \simeq a_0/r_0\lambda$ (3) we obtain for the maximal longitudinal field

$$E_d \approx 3E_{cl}\xi a_0, \quad (21)$$

where $E_{cl} = e/r_0^2 = m^2 c^4 / e^3 = 1.81 \cdot 10^{18} \text{V/cm}$ is the critical field of classical electrodynamics which is $1/\alpha = 137$ times greater than that of quantum electrodynamics $E_{cr} = m^2 c^3 / e \hbar$. Note that for $\lambda \simeq 1 \mu\text{m}$, $E_d \simeq E_{cr}$ at $a_0 \simeq (400\xi)^{-1} \approx 1.6 \cdot 10^5$, according to (21), so that in this case $E_d \simeq E_L \simeq E_{cr}$.

Within the same approximation the local equilibrium condition for the electrons inside the layer requires that the laser field amplitude drops accordingly, $a(x) = a_0 \exp(-(x-d)/\ell_s)$. Then the global equilibrium condition for the whole layer reads

$$(2 - \eta_{\text{rad}}) \frac{I_L}{c} = e \int_d^\infty n_e(x) E(x) dx \approx 2\pi e^2 n_{p0}^2 \ell_s^2. \quad (22)$$

Here we take into account that the intensity of reflected radiation is $(1 - \eta_{\text{rad}})I_L$. The arial radiation power (intensity) is

$$I'_{\text{rad}} = \int_d^\infty P'(x, v_x = 0) n_e(x) dx = \frac{2e^2 \omega'^2 a_0^4 n_{p0} \ell_s}{3c} f(\xi', a_0), \quad (23)$$

where the power $P'(x, v_x = 0)$ is given by (10) in the reference frame co-moving with the electrons and $\gamma'(\xi', a_0)$ is expressed from Eq.(14), so that

$$f(\xi, a) = \frac{1}{a^5} \int_0^a \gamma^4(\xi, \bar{a}) d\bar{a}. \quad (24)$$

This gives the following equation for the conversion efficiency

$$\eta_{\text{rad}} = \frac{I'_{\text{rad}}}{I'_L} = 2\sqrt{1 - \eta_{\text{rad}}/2} \xi' a_0^3 f(\xi', a_0), \quad (25)$$

with an approximate solution

$$\eta_{\text{rad}} \approx 2\xi' a_0^3 f(\xi', a_0), \quad (26)$$

which employs the fact that $\eta_{\text{rad}}/2 \ll 1$ up to very high values of a_0 ; in particular, at $a_0 = 750$ which was at the limit of our numerical calculation, $\eta_{\text{rad}}/2 \approx 0.11$. In the

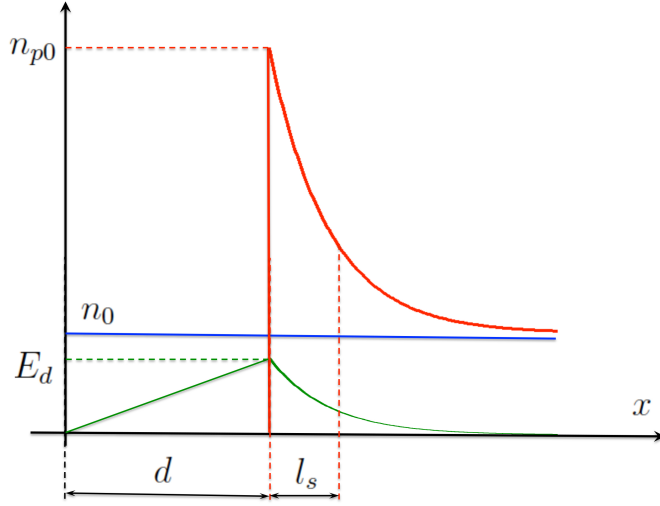


Figure 3. Distribution of electron (red line) and ion (blue line) charge densities calculated using the HB model for the initial stage of the charge separation, before the ions started moving under the action of the longitudinal electric field (green curve).

limiting cases of weak and strong fields the integral in (24) can be solved analytically giving

$$\eta_{\text{rad}} \approx \frac{2}{5} \xi a_0^3, \quad a_0 \ll a_{\text{cr}} \quad (27)$$

and

$$\eta_{\text{rad}} \rightarrow 0.78, \quad a_0 \rightarrow \infty. \quad (28)$$

The latter number is obtained directly from (25), as the approximation $\eta_{\text{rad}}/2 \ll 1$ is no longer valid in this limit. As is clearly seen from (27) in the limit of low intensities (which on practice means the laser field amplitude up to $a_0 \simeq 400$), the field attenuation inside the plasma layer leads to further suppression of the radiation losses by a factor $\simeq 0.4$.

A similar suppression effect emerges due to the laser amplitude dependence on the transverse coordinate and time. Assuming that the dimensionless laser amplitude in the focal waist possess axial symmetry

$$a(r, t) = a_0 g(r/r_0, ct/r_L) \quad (29)$$

and integrating the radiation power over the transverse coordinate and time we obtain that the function $f(\xi', a_0)$ in (26) is replaced by the factor

$$S(\xi', a_0) = \frac{\int g^5(\rho, \tau) f(\xi', a_0 g(\rho, \tau)) d\rho d\tau}{\int g^2(\rho, \tau) d\rho d\tau}. \quad (30)$$

where $\rho = (r/r_0)^2$ and $\tau = ct/r_L$. Finally

$$\eta_{\text{rad}} = 2\xi' a_0^3 S(\xi', a_0) \quad (31)$$

apparently leading to additional suppression of the convergence efficiency. For the supergaussian pulse (17) used in the PIC calculation

$$S(\xi', a_0) = \frac{1}{2^{1/4} \sqrt{\pi} \Gamma(1/4)} \int_0^1 \frac{dy_1}{y_1 \sqrt{-\ln y_1}} \int_0^{y_1} \frac{dy_2 y_2^4}{(-\ln(y_2/y_1))^{3/4}} f(\xi', a_0 y_2) . \quad (32)$$

In the strong field limit $f(a) \sim 1/a^3$ so that the integrands in (30) are proportional one to another, leaving the limit (28) unchanged. Instead, in the weak-field limit $f \approx 1/5$, which gives for (32) $S(a_0 \ll a_{\text{cr}}) \approx 2^{3/4}/5^{7/4}$, and consequently $\eta_{\text{rad}} \approx 0.20 \xi' a_0^3$. The resulting dependence $\eta_{\text{rad}}(a_0)$ calculated for a supergaussian pulse (17) along (31) and (32) is shown on Fig. 1 by a solid red line and demonstrates an impressive improvement of (16): in the interval of intensities $a_0 = 400 \div 800$ the calculated values do not deviate from the PIC result by more than 20%. Residual discrepancies may largely be ascribed to the fact that (1) tends to overestimate the actual recession velocity since complete reflection is assumed. Notice that radiation losses also contribute to decrease the reflectivity $R = 1 - \eta_{\text{rad}}$ and hence reduce the recession velocity, which is principle may create a positive feedback for the enhancement of radiation emission. However, since η_{rad} is quite smaller than unity, these effects appear not to play a significant role.

6. Extension of the classical regime of interaction towards higher intensities

Although the radiation losses appear high compared to those in the “light sail” regime, their significant relative suppression caused by the RFF leads to a specific freezing of the electron lateral motion, so that the relativistic γ -factor grows much slower (15) than in the perturbative domain $a_0 \ll a_{\text{cr}}$ where the RFF is negligible. This in turn shifts the boarder between the classical and the quantum regime of interaction to considerably higher intensities. Quantum effects become dominant when the characteristic energy of emitted photons approaches the electron kinetic energy. For electrons moving along the circle with the period $T = 2\pi/\omega$ this condition reads:

$$\hbar\omega_q \simeq \gamma^3 \hbar\omega \simeq \gamma mc^2 \quad (33)$$

restricting the classical domain by:

$$\gamma \leq \gamma_q = \sqrt{mc^2/\hbar\omega} . \quad (34)$$

For $\lambda = 800\text{nm}$ Eq.(34) gives $\gamma_q \approx 600$. When the effect of the RFF is not accounted for, $\gamma = a_0$, so that the classical regime is restricted by $a_0 < 600$, corresponding to intensity $I_L = 2 \cdot 10^{24} \text{W/cm}^2$. This intensity is only 2.5 times higher than that corresponding to $a = a_{\text{cr}} \approx 400$ (6) when the RFF starts playing the dominant role in the electron dynamics. However, as follows from Eq.(14), the effect of the the RFF itself alters the function $\gamma(a_0)$ in the domain $a_0 > a_{\text{cr}}$. As a result, the condition (34) reads

$$a_0 \leq a_q \equiv a_0(\gamma_q) \approx 2 \cdot 10^3 , \quad (35)$$

shifting the boundary of the quantum domain to considerably higher intensities, i.e., $\sim 2 \cdot 10^{25} \text{W/cm}^2$ in our case. Moreover, the effect of the longitudinal velocity on ξ as

considered in Section 4, will lead to a further slowdown in the increase of γ with a_0 , shifting the classical boundary towards even higher intensities. Note that $a_{\text{cr}} \sim \lambda^{1/3}$ and $a_q \sim \lambda$, so that the domain of intensities where the RFF dominates the plasma dynamics and remains classical expands approximately $\sim \lambda^2$ with increasing of the laser wavelength.

7. Conclusions

In conclusion, we have presented a selfconsistent analytic model for the interaction of superintense laser pulses with thick plasma in the hole boring regime. The inclusion of the RFF along the lines of Zeldovich’s work [20] allowed calculating the conversion efficiency of the laser energy into high frequency radiation in the wide range of intensities. After accounting the effects of (a) the global hole boring motion of the plasma and (b) of the laser field inhomogeneity in space and time, our result demonstrated a good quantitative agreement with the outcome of the PIC simulation. The effect of the RFF, in combination with the factors (a) and (b), results in a much slower (compared to predictions made in [19]) increase of the conversion efficiency with the laser intensity, so that $\eta \approx 0.25$ at $I_L = 3 \cdot 10^{24} \text{W/cm}^2$. Our analysis also predicts that, within the setup which provides the hole boring regime of interaction, quantum corrections to the RFF will hardly be significant at intensities $I_L < 10^{25} \text{W/cm}^2$.

Acknowledgements

Authors acknowledge fruitful discussions with S.V. Bulanov, E.G. Gelfer, G. Korn, V.T. Tikhonchuk and A.M. Fedotov. SVP acknowledges a financial support of the Russian Foundation for Basic Research through Grant No.16-02-00963a. The development of numerical algorithms was supported by Russian Science Foundation through Grant No.16-11-10028. Numerical simulations were performed using the computing resources granted by the John von Neumann-Institut für Computing (Research Center Jülich) under the project HRO04.

References

- [1] Mourou G A, Tajima T and Bulanov S V 2006 Optics in the relativistic regime *Rev. Mod. Phys.* **78**(2) 309–371
- [2] Di Piazza A, Müller C, Hatsagortsyan K Z and Keitel C H 2012 Extremely high-intensity laser interactions with fundamental quantum systems *Rev. Mod. Phys.* **84**(3) 1177–1228
- [3] Narozhny N and Fedotov A 2015 Extreme light physics *Contemporary Physics* **56** 249–268
- [4] Sokolov I V 2009 Renormalization of the Lorentz-Abraham-Dirac equation for radiation reaction force in classical electrodynamics *Journal of Experimental and Theoretical Physics* **109** 207–212 ISSN 1090-6509
- [5] Zot’ev D B 2016 Critical remarks on Sokolov’s equation of the dynamics of a radiating electron *Physics of Plasmas* **23** 093302
- [6] Landau L D and Lifshitz E M 1975 *The Classical Theory of Fields* (Elsevier, Oxford) chap 76 2nd ed

- [7] Krivitski V S and Tsytovich V N 1991 Average radiation-reaction force in quantum electrodynamics *Soviet Physics Uspekhi* **34** 250
- [8] Spohn H 2000 The critical manifold of the Lorentz-Dirac equation *EPL (Europhysics Letters)* **50** 287
- [9] Tamburini M, Pegoraro F, Di Piazza A, Keitel C H and Macchi A 2010 Radiation reaction effects on radiation pressure acceleration *New J. Phys.* **12** 123005
- [10] Vranic M, Martins J, Fonseca R and Silva L 2016 Classical radiation reaction in particle-in-cell simulations *Computer Physics Communications* **204** 141 – 151 ISSN 0010-4655
- [11] Cole J M, Behm K T, Gerstmayr E, Blackburn T G, Wood J C, Baird C D, Duff M J, Harvey C, Ilderton A, Joglekar A S, Krushelnick K, Kuschel S, Marklund M, McKenna P, Murphy C D, Poder K, Ridgers C P, Samarin G M, Sarri G, Symes D R, Thomas A G R, Warwick J, Zepf M, Najmudin Z and Mangles S P D 2018 Experimental evidence of radiation reaction in the collision of a high-intensity laser pulse with a laser-wakefield accelerated electron beam *Phys. Rev. X* **8**(1) 011020
- [12] Poder K, Tamburini M, Sarri G, Di Piazza A, Kuschel S, Baird C D, Behm K, Bohlen S, Cole J M, Corvan D J, Duff M, Gerstmayr E, Keitel C H, Krushelnick K, Mangles S P D, McKenna P, Murphy C D, Najmudin Z, Ridgers C P, Samarin G M, Symes D R, Thomas A G R, Warwick J and Zepf M 2018 Experimental signatures of the quantum nature of radiation reaction in the field of an ultraintense laser *Phys. Rev. X* **8**(3) 031004
- [13] Macchi A 2018 Viewpoint: Intense laser sheds light on radiation reaction *Physics* **11** 13
- [14] Naumova N, Schlegel T, Tikhonchuk V T, Labaune C, Sokolov I V and Mourou G 2009 Hole boring in a DT pellet and fast-ion ignition with ultraintense laser pulses *Phys. Rev. Lett.* **102**(2) 025002
- [15] Schlegel T, Naumova N, Tikhonchuk V T, Labaune C, Sokolov I V and Mourou G 2009 Relativistic laser piston model: Ponderomotive ion acceleration in dense plasmas using ultraintense laser pulses *Phys. Plasmas* **16** 083103
- [16] Capdessus R, Lobet M, d’Humières E and Tikhonchuk V T 2014 γ -ray generation enhancement by the charge separation field in laser-target interaction in the radiation dominated regime *Phys. Plasmas* **21** 123120
- [17] Capdessus R and McKenna P 2015 Influence of radiation reaction force on ultraintense laser-driven ion acceleration *Phys. Rev. E* **91**(5) 053105
- [18] Nerush E N and Kostyukov I Y 2015 Laser-driven hole boring and gamma-ray emission in high-density plasmas *Plasma Phys. Contr. Fusion* **57** 035007
- [19] Liseykina T V, Popruzhenko S V and Macchi A 2016 Inverse Faraday effect driven by radiation friction *New J. Phys.* **18** 072001
- [20] Zeldovitch Y B 1975 unknown *Usp. Fiz. Nauk* **115** 161
- [21] Robinson A P L, Gibbon P, Zepf M, Kar S, Evans R G and Bellei C 2009 Relativistically correct hole-boring and ion acceleration by circularly polarized laser pulses *Plasma Phys. Contr. Fusion* **51** 024004
- [22] Esirkepov T, Borghesi M, Bulanov S V, Mourou G and Tajima T 2004 Highly efficient relativistic-ion generation in the laser-piston regime *Phys. Rev. Lett.* **92** 175003
- [23] Macchi A, Veghini S, Liseykina T V and Pegoraro F 2010 Radiation pressure acceleration of ultrathin foils *New J. Phys.* **12** 045013
- [24] Landau L D and Lifshitz E M 1975 *The Classical Theory of Fields* (Elsevier, Oxford) chap 78 2nd ed
- [25] Macchi A, Cattani F, Liseykina T V and Cornolti F 2005 Laser acceleration of ion bunches at the front surface of overdense plasmas *Phys. Rev. Lett.* **94**(16) 165003
- [26] Kostyukov I Y and Nerush E N 2016 Production and dynamics of positrons in ultrahigh intensity laser-foil interactions *Physics of Plasmas* **23** 093119
- [27] Bulanov S S, Esirkepov T Z, Thomas A G R, Koga J K and Bulanov S V 2010 Schwinger limit attainability with extreme power lasers *Phys. Rev. Lett.* **105**(22) 220407