

ROI-based Robotic Grasp Detection for Object Overlapping Scenes

Hanbo Zhang, Xuguang Lan, Site Bai, Xinwen Zhou, Zhiqiang Tian and Nanning Zheng

Abstract—Grasp detection with consideration of the affiliations between grasps and their owner in object overlapping scenes is a necessary and challenging task for the practical use of the robotic grasping approach. In this paper, a robotic grasp detection algorithm named ROI-GD is proposed to provide a feasible solution to this problem based on Region of Interest (ROI), which is the region proposal for objects. ROI-GD uses features from ROIs to detect grasps instead of the whole scene. It has two stages: the first stage is to provide ROIs in the input image and the second-stage is the grasp detector based on ROI features. We also contribute a multi-object grasp dataset, which is much larger than Cornell Grasp Dataset, by labeling Visual Manipulation Relationship Dataset. Experimental results demonstrate that ROI-GD performs much better in object overlapping scenes and at the mean time, remains comparable with state-of-the-art grasp detection algorithms on Cornell Grasp Dataset and Jacquard Dataset. Robotic experiments demonstrate that ROI-GD can help robots grasp the target in single-object and multi-object scenes with the overall success rates of 92.5% and 83.8% respectively.

I. INTRODUCTION

In pursuit of a broader coverage on synergic functions in our daily life, it is essential for service robot and industrial robot to be competent in grasping a specified object in complex scenes containing multiple objects. Very often, robots are required to grasp the relevant target, specifically demanded, in assistance of certain tasks. Therefore, an efficient algorithm that accomplishes the grasp for a specified target in complex scenes is the premise for extensive application of robot in our everyday lives. The main challenges to solve this problem include: 1) grasp detection for multiple objects in complex scenes; 2) guarantee of other objects' safety during grasping; 3) robust motion planning and control.

From the discussion above, a reliable grasp detection algorithm is required to help intelligent robots grasp different things. The perception and understanding of the environment, including high-performance and practical grasp detection, are prerequisites for efficient grasping. Therefore, in this paper, we focus on solving the problem of grasp detection with consideration of the affiliations between grasps and their owner in complex scenes. In detail, we aim to deal with the following two challenges:

- **How to locate the grasps in a stack of objects:** when objects are in disorganized heaps, there are overlaps and occlusions between objects, which makes grasp detection extremely difficult.

Hanbo Zhang and Xuguang Lan are with the Institute of Artificial Intelligence and Robotics, the National Engineering Laboratory for Visual Information Processing and Applications, School of Electronic and Information Engineering, Xi'an Jiaotong University, No.28 Xianning Road, Xi'an, Shaanxi, China. zhanghanbo163@stu.xjtu.edu.cn, xglan@mail.xjtu.edu.cn

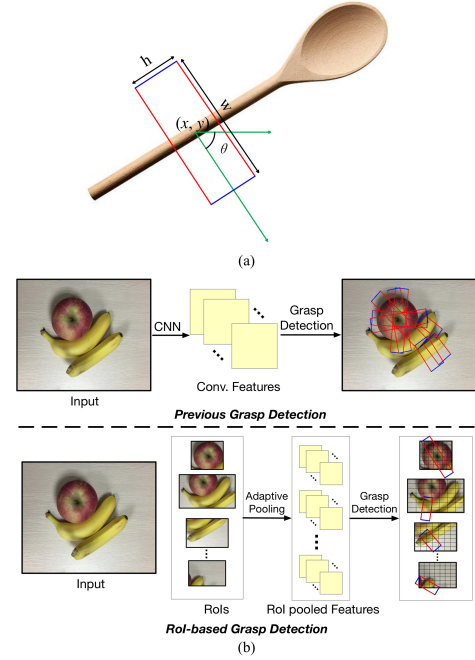


Fig. 1. (a) Grasp representation in this paper. Each grasp includes 5 dimensions: (x, y, w, h, θ) . (x, y) is the coordinate of the center point. (w, h) is the width and height of the grasp rectangle. θ is the rotation angle with respect to the horizontal axis. (b) Grasp detection on ROIs compared with previous grasp detection algorithms. Grasp detection on ROIs takes two steps: First, use ROI pooling to get a batch of ROI pooled features with same size $W \times H$ (e.g. 7×7), and all ROIs are also divided into $W \times H$ grid cells. Second, use grasp detector to detect grasps on ROIs. **The main difference:** the ROI-based grasp detection detects grasps using ROI features instead of features of the whole image.

- **How to know which object each grasp affiliates to:** after grasps are detected, it is difficult to match the detected grasps with corresponding objects due to the overlaps.

Recent works [1]–[4] focus on grasp detection in single object scenes. However, in practical applications of robotic grasping, the scenes faced by robots often contain multiple objects. Some works [5]–[9] try to solve the problem of grasping in object cluttered scenes, which is also known as the “bin picking” problem. However, they are unsuitable for situations where the affiliations between grasps and their owner are required. For example, if requested for an apple, these algorithms will be invalid due to the unawareness of which grasp affiliates to the apple. Another alternative is to train the network for grasp detection and object recognition of the most exposed object one by one [10]. However, the one-by-one detection process limits the efficiency when it is

used in multi-object scenes.

For humans, grasp detection is object-based in most cases. In detail, grasps should be detected on objects instead of the whole input image which is currently used in existing grasp detection algorithms. Naturally, the simplest way is to break the problem down into two sub-problems: object detection and grasp detection. However, improvements need to be made because, following this method, grasps belonging to different objects will confuse the detector and lead to failures when there are occlusions and overlaps between objects, especially when objects are stacked together.

In this paper, a new approach of robotic grasp detection based on Region of Interest (ROI) named ROI-GD is proposed to solve the problem of grasp detection in object overlapping scenes. ROI refers to the region proposal of the image that is most likely to contain an object. ROI-GD includes two stages: the first stage is to provide ROIs in the input image and the second-stage is the grasp detector based on ROI features. In other words, we use features of the ROI to detect grasps belonging to this area as shown in Fig. 1(b), which we call ROI-based robotic grasp detection.

For ROI-GD to be trained on multi-object scenes, we label Visual Manipulation Relationship Dataset (VMRD) [11] with more than 10^5 grasps manually following the five dimension grasp representation proposed in [12]. One example of grasp is shown in Fig. 1(a). Besides the location of each grasp, the owner of each grasp is also labeled using object index.

To evaluate the performance of ROI-GD, we train and test our algorithm on Cornell Grasp Dataset, Jacquard Dataset and VMRD. Results on Cornell Grasp Dataset and Jacquard Dataset show that ROI-GD can perform comparably with state-of-the-art grasp detection algorithms in single-object scenes. Moreover, for VMRD, we design a network to simultaneously detect grasps and objects. The results demonstrate that ROI-GD achieves a much better performance for grasp detection in multi-object scenes.

Note that existing grasp detection algorithms can also be seen as a kind of ROI-based grasp detection, in which the whole scene is the only ROI. Therefore, ROI-GD can be seen as a generalization of existing grasp detection algorithms. Moreover, it is easy to combine object detection with our algorithm in one end-to-end framework to simultaneously detect objects and their grasps, which will be demonstrated in our experiments.

In summary, contributions of this paper include three points:

- A new ROI-based robotic grasp detection approach called ROI-GD is proposed to detect the location of robotic grasps on ROI feature maps. It is comparable with state-of-the-art grasp detection algorithms on single-object grasp tasks while performs much better in object overlapping scenes.
- A new network is proposed using ROI-GD to simultaneously detect targets and grasps with the affiliation between them in object overlapping scenes.
- A new multi-object grasp dataset based on Visual Manipulation Relationship Dataset [11] with more than 10^5

grasps is labeled and published.

II. RELATED WORK

Robotic grasping has been explored for a long time [13]–[17]. Recently, deep learning provides the possibility of detecting grasps directly from RGB or RGB-D images [1]–[4], [18]–[22] with its powerful ability of feature extraction [23]. They treat grasps as a specific kind of object and transfer object detection algorithms to grasp detection, and achieve state-of-the-art performance on single-object grasp datasets such as Cornell Grasp Dataset, CMU Grasp Dataset and Jacquard Dataset. Chu et al. [3] and Zhou et al. [4] also explore the performance of deep grasp detection network trained on Cornell Grasp Dataset in multi-object scenes of the real world with no overlap between objects. These algorithms are trained on single-object datasets, which means they have limited performance on object overlapping scenes.

To apply robotic grasping in practice, some works deal with grasping in object cluttered scenes [5]–[9]. Sergey et al. [5] establish a CNN model for predicting the grasping success rate of the gripper and realize the visual-based continuous servoing control for grasping combined with the CEM algorithm to search in the robot motion space. Gualtieri et al. [6] search proper grasp pose in clutter through generating a large set of candidates and classifying them into “good” or “bad”. In [7], Mahler et al. model grasping in clutter (also called “bin picking”) as a POMDP and use reinforcement learning to solve the problem. Later, they explore the grasping based on vacuum end effectors in multi-object scenes [8]. In [9], authors propose a grasp-first-then-recognize work-flow for robotic grasping and it achieves high performance in the stowing task. However, though they are powerful to find out proper grasps in clutter and good at accomplishing tasks like “cleaning table” and “bin picking”, it is difficult to apply such kind of algorithms in situations where the affiliations between grasps and their owner are needed. In [10], the proposed algorithm recognizes the most exposed object while detects the best grasp simultaneously one by one. When applied to multi-object scenes, it is of low efficiency due to the one-by-one detection process.

Therefore, it is still challenging for grasp detection with the affiliations between grasps and their owner in object overlapping scenes. In our work, we propose an ROI-based robotic grasp detection algorithm. The algorithm we present proves not only comparable with state-of-the-art grasp detection algorithms in single-object scenes but more suitable for grasp detection for multiple objects in complex scenes.

III. PROBLEM FORMULATION

The robotic grasp detection problem can be formulated to find proper grasp configurations in the input RGB image. For images including only one object (like images in Cornell Grasp Dataset or Jacquard Dataset), the best configuration g of the object can be formulated using a 5-dimension vector following Lenz et al. [18]:

$$g = (x, y, w, h, \theta) \quad (1)$$

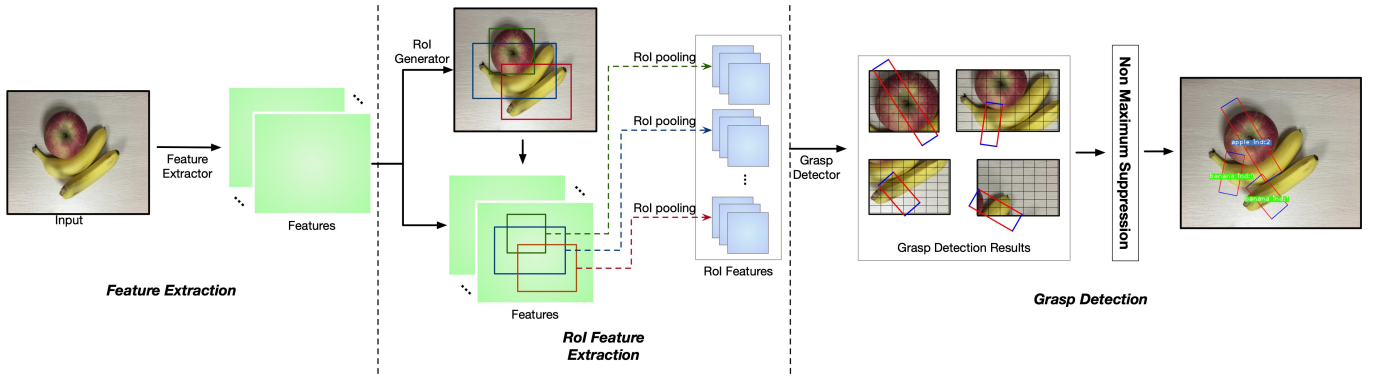


Fig. 2. Architecture of ROI-GD. All the grasps are detected on ROIs instead of the whole image.

where (x, y) is the center of the grasp rectangle, w and h represent the opening size and width of the end effector and θ denotes the orientation relative to the horizontal axis. Using such a 5-dimension representation of grasp configuration makes grasp detection analogous to object detection. For images including multiple objects (like images in VMRD), a proper grasp should be discovered for each object. Therefore, there is a set of proper grasp configurations G , where each element represents a proper grasp configuration for one object in the scene:

$$G = \{g_1, g_2, \dots, g_n\} \quad (2)$$

where n is the number of objects in the scene.

In this paper, we focus on robotic grasp detection in not only single-object but also multi-object scenes.

IV. PROPOSED APPROACH

A. Network Architecture

The architecture of ROI-GD is shown in Fig. 2. Though it is possible to implement our algorithm without Convolutional Neural Network (CNN) structures, we adopt CNN because of its strong feature extraction ability. Our network takes RGB images as input, using CNN feature extractor (*e.g.* ResNet [24] or VGG16 [25]) to extract deep features. Region Proposal Network (RPN), which is in fact three 3×3 convolutional layers, provides object bounding box proposals called Regions of Interest (ROIs) for grasp detector (it is denoted by the “ROI generator” in Fig. 2). Afterwards, the ROI pooling layer, as an adaptive pooling layer, pools all features cropped by ROIs into the same size $W \times H$. Finally, a mini-batch of ROI features are fed into grasp detector to detect grasps of every ROI. Note that during testing, our network supports images with different scales, which is different from all previous grasp detection methods.

In this paper, ResNet-101 is used as the backbone. We use $\{C_1, C_2, C_3, C_4, C_5\}$ to denote the features output by each stage’s last residual block of the network. ROI features are cropped from C_4 and then pooled to $W \times H$. The grasp detector is cascaded after the ROI pooling layer including 3 residual blocks, the grasp rectangle regressor and the classifier. Each ROI is divided into $W \times H$ grid cells. In each grid cell, a set of oriented anchor boxes are predefined, and we use

k to represent the anchor number of each grid cell. As shown in Fig. 1(a), each grasp is represented by a 5-dimension vector (x, y, w, h, θ) . Therefore, in each grid cell, the grasp rectangle regressor outputs $5 \times k$ offsets for location of grasp rectangles. Each 5-d vector $(t_x, t_y, t_w, t_h, t_\theta)$ is associated with an anchor $(x_a, y_a, w_a, h_a, \theta_a)$, and the predicted grasp rectangle $(\hat{x}, \hat{y}, \hat{w}, \hat{h}, \hat{\theta})$ is computed using Eq. 3:

$$\begin{aligned} t_{\hat{x}} &= (\hat{x} - x_a)/w_a, t_{\hat{y}} = (\hat{y} - y_a)/h_a, t_{\hat{w}} = \log(\hat{w}/w_a) \\ t_{\hat{h}} &= \log(\hat{h}/h_a), t_{\hat{\theta}} = (\hat{\theta} - \theta_a)/(90/k) \end{aligned} \quad (3)$$

The grasp classifier provides $2 \times k$ confidence scores, indicating the probabilities of the k anchors to be graspable and ungraspable respectively. For each ROI, the grasp detector will predict $W \times H \times k$ grasp candidates. Finally, by non-maximum suppression (NMS), legal ROIs and the best grasp candidate belonging to them are preserved.

B. Grasp Detection on Regions of Interest

In ROI-based robotic grasp detection, grasps are detected on ROIs instead of the whole image in order to distinguish grasps belonging to different objects.

ROIs are candidates of object bounding boxes [26]. Through ROI pooling, the convolutional features cropped by ROIs are pooled into the same size $W \times H$. In ROI-based grasp detection, the network is designed to detect grasps belonging to a specific ROI excluded from grasps on other unspecified ones.

To get training data of an ROI for grasp detection, we first match each ROI with one ground truth bounding box by overlapping area as follow:

- Keep the ground truth object bounding boxes with Intersection over Union (IoU) larger than 0.5 as matching candidates.
- Choose the one that has the largest IoU as the matching result.

If an ROI does not match any ground truth, it will not be used in training of grasp detection. Then ground truth grasp rectangles belonging to the matched ground truth object will be set as the training data of the ROI. The grasps belonging to other objects will be ignored by this ROI even if they are located in its area. One example of the training data is shown in Fig. 3. This encourages the grasp detector to output only

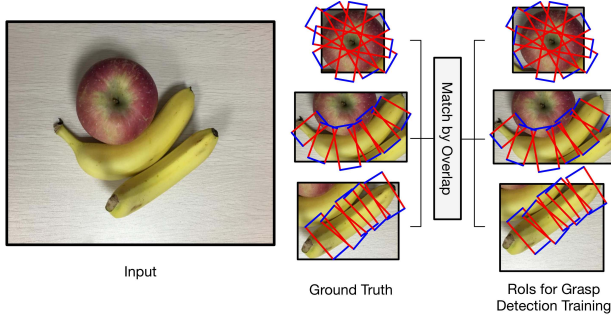


Fig. 3. An example of training data. Grasp rectangles belonging to the ground truth object are used as the ground truth grasps of matched ROIs.

grasps belonging to the specific ROI instead of all potential grasps.

C. Relationship with Scene-based Grasp Detection

Several previous works apply deep neural networks for grasp detection [1]–[4], [18], [21]. These works transfer object detection algorithms such as SSD [27] or Faster-RCNN [26] to grasp detection. They take RGB or RGB-D images as input and treat grasps as a specific kind of object. These algorithms try to detect all potential grasps in the input image, regardless of the owner of the grasps. On single-object grasp datasets such as Cornell Grasp Dataset and Jacquard Dataset, they are proved to achieve state-of-the-art performance.

Different from these algorithms, the grasp detector of ROI-GD takes features of ROIs as input instead of the features of the whole image. It is more reasonable for the grasp detector to take object features as input because we hope to detect grasps of objects, not the scenes.

Moreover, it is worth noting that previous grasp detection algorithms like [1], [2], [4] can be seen as a kind of ROI-based algorithm. The only “ROI” in these algorithms is the whole image. In other words, ROI-GD is a generalization of existing grasp detection algorithms. Therefore, it is clear to see that ROI-GD can be easily extended to grasp detection in multi-object scenes while maintaining the advantages of scene-based grasp detection algorithms, which will be proved in our experiments.

D. Combining with Object Detection

It is easy to combine ROI-based grasp detection with object detection. All we need to do is to add an object detector after ROI pooling layer. The object detector can be an SVM or a CNN sub-branch, which takes ROI features as input to classify the ROI and refine the location in the same way with regard to Faster-RCNN [26]. With the object detector, the robot is able to grasp the specified object in multi-object scenes. In our experiments, the network implemented on VMRD uses convolutional layers between C4 and C5 as the object detector.

E. Loss Function

Our loss function includes two parts: ROI detection loss L_{ROI} and grasp detection loss L_G .

L_{ROI} is used to train RPN, which is the same as [26]:

$$L_{ROI} = -\frac{1}{N_{cls}} \sum_{i=1, \dots, N_{cls}} \log(p^{(i)}) + \alpha \frac{1}{N_{reg}} \sum_{i=1, \dots, N_{reg}} smoothL1(R^{(i)}, R_{GT}^{(i)}) \quad (4)$$

where N_{cls} is equal to the anchor number of one mini-batch for training RPN, and N_{reg} is equal to the number of positive samples for training the regressor. $p^{(i)}$ is the probability that the corresponding anchor is classified into the correct category. $R^{(i)}$ and $R_{GT}^{(i)}$ are two 4-dimension vectors representing the location of the predicted ROI and the matched ground truth respectively. α is set to 10 to balance the loss of classification and regression.

For the ROI R , the grasp detection loss $L_G(R)$ includes grasp regression loss and classification loss:

$$L_G(R) = \frac{1}{N_G} \left(- \sum_{i \in Positive} \log(p_g^{(i)}) - \sum_{i \in Negative} \log(p_u^{(i)}) \right) + \beta \sum_{i \in Positive} smoothL1(g^{(i)}, g_{GT}^{(i)}) \quad (5)$$

where N_G is the number of grasp anchors on the ROI for training the grasp detector, $p_g^{(i)}$ and $p_u^{(i)}$ are the probabilities of the grasp anchor classified into “graspable” and “ungraspable”, $g^{(i)}$ and $g_{GT}^{(i)}$ are two 5-dimension vectors representing the predicted grasp and the ground truth respectively. β is set to 10 to balance the loss of classification and regression.

Since the network is trained end-to-end in this paper, for one image, the total loss is defined as follow:

$$loss = L_{ROI} + \lambda \sum_{R \in ROIs} L_G(R) \quad (6)$$

From Eq. 6, we can see that the total loss $loss$ is a multi-task loss of object detection and grasp detection. λ is used to balance loss from two separate tasks, which is set to $1/5N_{ROI}$ in this paper and N_{ROI} is the number of ROIs used in grasp detection loss.

V. EXPERIMENT

A. Dataset

We evaluate the performance of our method in three different grasp datasets: VMRD, Cornell Grasp Dataset, and Jacquard Dataset.

To train and test our algorithm in multi-object scenes, we relabel the Visual Manipulation Relationship Dataset (VMRD) [11] with grasps. VMRD have 31 categories and 5185 images including more than 17000 object instances and 51000 manipulation relationships. In each image, each object instance has a unique index to be distinguished from the others.

We label 4683 images in VMRD with over 10^5 grasps in total, much more than grasps in Cornell Grasp Dataset. The affiliations between grasps and their owner are also included.

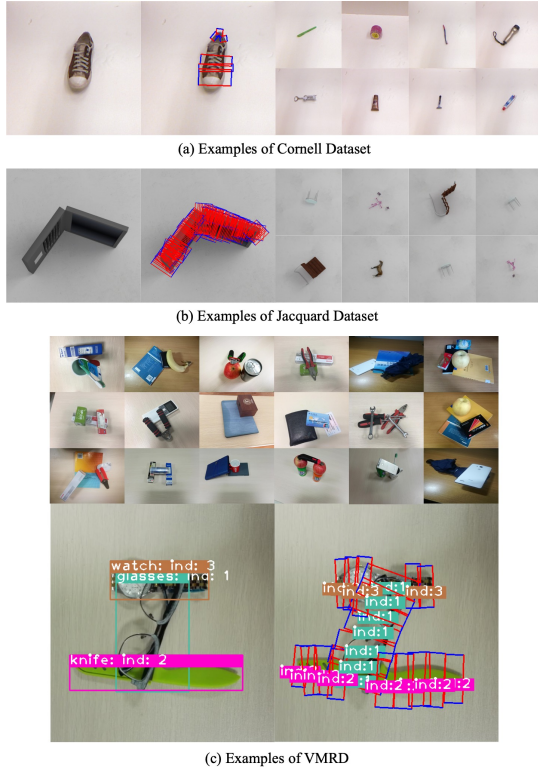


Fig. 4. Examples of dataset. (a) Examples of Cornell Grasp Dataset; (b) Examples of Jacquard Dataset; (c) Examples of VMRD. There are different sorts of graspable things in VMRD dataset. In each image, each object has a unique index to be distinguished from the others. Grasps belonging to one object are also distinguished by the index from the grasps belonging to the other objects.

More details can be found at this link¹. Some examples are shown in Fig. 4 (c). The dataset is split into a training set and a testing set. In the training set and the testing set, there are 4233 and 450 images respectively.

For evaluation in single-object scenes, we use Cornell Grasp Dataset and Jacquard Dataset to train and validate our model. Cornell Grasp Dataset includes 885 images and Jacquard Dataset contains 54k images. Some examples of Cornell Grasp Dataset and Jacquard Dataset are shown in Fig. 4. During experiments, we split the dataset into a training set and a testing set with a ratio of 4:1. For Cornell Grasp Dataset, 5-fold cross validation is used for performance evaluation. Some examples are shown in Fig. 4 (a) and (b).

B. Implementation Details

Our network is implemented on PyTorch. GPUs used to train the network are all GTX1080Ti with 11GB memory. The learning rate of our network is 0.002 and momentum is 0.9. We use a learning rate decay of 0.0002 and 0.000003 for Cornell Grasp Dataset and Jacquard Dataset respectively. Limited by the memory of the GPU, we set the mini-batch size as 4. During training, we use photometric distortion augmentation including random contrast, color space conversion

(only RGB and HSV), random saturation and random hue for VMRD and Cornell Grasp Dataset to prevent overfitting. Besides photometric distortion augmentation, we also augment our dataset with horizontal flipped and vertically rotated images (rotate the image by $\pm 90^\circ$ or 180°). Though the input size is not required to be fixed, we normalize the shorter sides of all images to 600 pixels for VMRD and 800 pixels for Cornell Grasp Dataset and Jacquard Dataset while keeping the aspect ratio of the image unchanged. The mini-batch size for training RPN is 256 for VMRD and 32 for Cornell Grasp Dataset and Jacquard Dataset. During testing, top-300 ROIs are used for VMRD while top-20 ROIs are used for Cornell Grasp Dataset and Jacquard Dataset due to the difference of object number in the input image. The other settings of object detection and grasp detection are the same as ResNet-based Faster-RCNN [24] and our previous work [4] respectively.

C. Metrics

To prove the advantages of ROI-GD in multi-object scenes, we train our algorithm on VMRD. For evaluation in multi-object scenes, it is not enough to only evaluate the accuracy of detection result like previous works in single-object scenes. We are inspired by the widely used metric mAP in object detection, adding consideration of the detected grasp of each object in mAP as following:

A detection (o, g) is defined as True Positive when it satisfies the following conditions:

- Each detection (o, g) includes object $o = (B_o, C_o)$ and its Top-1 grasp g simultaneously, where B_o is the detected location of the object and C_o is the category output by the neural network.
- The object o is classified correctly (C_o is the same as the ground truth) and the bounding box of the object B_o has an IoU larger than 0.5 with the ground truth.
- The detected grasp g of the object is correct, which means that the detected Top-1 grasp has a Jaccard Index larger than 0.25 and angle difference less than 30° with at least one ground truth grasp rectangle belonging to the object.

For evaluation in single-object scenes, we take the same metric, “rectangle metric”, using in all previous works like in [1], computing the accuracy of grasp detection: If the best grasp predicted by our network has a Jaccard Index larger than 0.25 with one ground truth, it will be treated as a correct detection. Jaccard Index between the predicted grasp and the ground truth is computed by Eq. 7:

$$J(g, g_{GT}) = \frac{g \cap g_{GT}}{g \cup g_{GT}} \quad (7)$$

For Cornell Grasp Dataset, we also evaluate our method in two ways: Image-wise split and Object-wise split.

- **Image-wise split:** The dataset is split randomly. Each image is treated equally. Image-wise split is used to test the performance on seen things.
- **Object-wise split:** The dataset is split based on object instances. Objects in the testing set cannot be seen

¹<http://gr.xjtu.edu.cn/web/zeuslan/visual-manipulation-relationship-dataset;jsessionid=E6F2B81979FA7849D9D773A7A389B809>

TABLE I
VALIDATION RESULTS OF DIFFERENT METHODS ON VMRD

Algorithm	mAP with grasp (%, Higher is Better)	Speed (FPS)
Faster-RCNN [26]+FCGN [4]	54.5	10.3
ROI-GD, 12×12 Anc., $k=4$	68.2	9.1
ROI-GD, 12×12 Anc., $k=6$	67.4	
ROI-GD, 24×24 Anc., $k=4$	66.3	
ROI-GD, 24×24 Anc., $k=6$	63.4	




Fig. 5. Examples of of detection results on VMRD. The top row is the object detection results and the second row is the grasp detection results.

during training. Object-wise split is used to test the generalization ability among different kinds of objects.

D. Validation Results

Comparison with Baseline on VMRD Results on VMRD validation set are shown in Table I. Because this is the first time for simultaneous object and grasp detection on VMRD, the baseline is set as cascading object detector (Faster-RCNN [26]) and grasp detector (FCGN [4]), which are both state-of-the-art algorithms in object detection and grasp detection respectively. Distance between object center and grasp center is used to assign detected grasps to detected objects. In detail, we choose the closest grasp with confidence score higher than 0.25 to be the grasp of the object, which achieves the highest performance in our testing.

From Table I, we can see that ROI-GD improves the detection performance in multi-object scenes significantly. Lower performance of the baseline is caused by overlaps between objects, especially when the network comes across the following two situations: (1) grasps are mostly distributed on the edge of the object, such as plates, books, tapes, etc; (2) one object is placed near the center of another object, for example, when a pen is put on a book. Our algorithm will not suffer from these problems benefiting from ROI-based grasp detection.

Self Comparison In the experiment, we try different anchor settings to see the influence on our model's performance. Two different anchor sizes are used including 12×12 and 24×24 . From Table I, we can conclude that the anchor size is an important hyperparameter for network training. Besides, value of k will also influence final results. Larger

k will reduce the difference between oriented anchors and matched ground truth grasp rectangles and therefore, reduce the difficulty of regression. However, it will also lead to more hard negatives for graspable classification. Therefore, a proper k is preferred to result in a good performance.

Comparison on Single-object Datasets Validation results of Cornell Grasp Dataset are demonstrated in Table II and Fig. 6 (a). ROI-GD achieves an accuracy of 93.6% and 93.5% in image-wise and object-wise split with a speed of 25.16 FPS. Compared with state-of-the-art algorithm [4], there is a performance loss of 4.1% and 3.1% in image-wise and object-wise split respectively.

For Jacquard Dataset, the results are listed in Table III. ROI-GD achieves an accuracy of 93.6% using RGD images as input. Compared with [22], ROI-GD achieves a 19.4% gain of the final performance, which is higher than our previous state-of-the-art grasp detection algorithm [4]. Some examples are shown in Fig. 6 (c).

The difference of performance between Cornell Grasp Dataset and Jacquard Dataset is worth noting. In our visualization as shown in Fig. 6 (b), most incorrect detections on Cornell Grasp Dataset would have been feasible for robotic grasping. In other word, there exist potential grasps unlabeled. Therefore, the performance on Cornell Grasp Dataset has bias. Compared with Cornell Grasp Dataset, the bias is lower on Jacquard Dataset due to more grasp labels on each object as shown in Fig. 4.

E. Robot Experiment

Hardware In our robotic experiment, we use Baxter Robot with two 7-DoF arms designed by RethinkRobotics as the executor. The table is in front of Baxter with its surface and the base of Baxter in the same horizontal plane. The gripper has two parallel fingers with limited active range (about 4cm). Limited by the active range, before each experiment, we set the gripper to a proper position so that the gripper can grasp the target successfully. The camera used in our robotic


TABLE II
ACCURACY OF DIFFERENT METHODS ON CORNELL GRASP DATASET.

Algorithm	Accuracy*		Speed (FPS)
	IW (%)	OW (%)	
Fast Search [12]	60.5	58.3	0.02
SAE, struct. reg. Two stage [18]	73.9	75.6	0.07
MultiGrasp [1]	88.0	87.1	3.31
Multi-model [2]	89.2	89.0	16.03
ZF-net [21]	93.2	89.1	-
STEM-CaRFs [28]	88.2	87.5	-
GraspNet [29]	90.6	90.2	41.67
Multiple, M=10 [30]	91.5	90.1	17.86
VGG-16 model [3]	95.5	91.7	17.24
ResNet-50 model [3]	96.0	96.1	8.33
ResNet-50 FCGN [4]	97.7	94.9	9.89
ResNet-101 FCGN [4]	97.7	96.6	8.51
ROI-GD, ResNet-101, RGB	93.6	93.5	25.16
ROI-GD, ResNet-101, RGD	92.3	91.7	


* IW and OW in Accuracy represent Image-wise split and Object-wise split respectively.

TABLE III
ACCURACY OF DIFFERENT METHODS ON JACQUARD DATASET.


Algorithm	Input	Accuracy (%)
Jacquard [22]	RGB-D	74.2
FCGN, ResNet-101 [4]	RGB	91.8
	RGD	92.8
ROI-GD, ResNet-101	RGB	90.4
	RGD	93.6



(a) Selected detection results on Cornell Grasp Dataset.



(b) Failures on Cornell Grasp Dataset.



(c) Selected detection results on Jacquard Dataset.

Fig. 6. Examples of of detection results on Cornell Grasp Dataset and Jacquard Dataset. (a) Selected detection results on Cornell Grasp Dataset. (b) Failures on Cornell Grasp Dataset. The top row is the detection results and the second row is the ground truth. (c) Selected detection results on Jacquard Dataset.

experiment is Kinect V2, which can collect RGB-D images. The camera is mounted on Baxter head about 70cm higher than the desktop with a depression angle of 75° . Complete environment is shown in Fig. 7.

Evaluation Strategy To evaluate the performance of ROI-GD in real world, we test the success rate of grasping several objects. The experiments in single-object scenes are similar to the ones in previous works [3], [18]. We put the target alone on the table and make the robot grasp it. In multi-object scenes, different from previous works, we focus on grasping a specific target. Therefore, the target is placed on the table with several other objects as disturbance. To test the generalization ability of our model, we try more complex scenes than VMRD dataset in this part with more cluttered objects. Targets involved in our robotic experiments include apple, banana, wrist developer, tape, toothpaste, wrench, plier and screwdriver. We try 10 times with each of the above objects and record the number of success.

In experiments of multi-object scenes, though targets and their grasps are detected using RGB images, depth information is indispensable to estimate *grasp point* and

TABLE IV
ROBOTIC EXPERIMENTAL RESULTS OF DIFFERENT METHODS

Object	Prediction Success Rate		Grasping Success Rate	
	Single	Multiple	Single	Multiple
Apple	10/10	10/10	9/10	9/10
Banana	10/10	10/10	10/10	10/10
Wrist Developer	10/10	7/10	10/10	6/10
Tape	8/10	7/10	8/10	7/10
Toothpaste	10/10	8/10	10/10	8/10
Wrench	10/10	10/10	8/10	8/10
Pliers	10/10	9/10	10/10	9/10
Screwdriver	10/10	10/10	9/10	10/10
Total	97.50%	88.75%	92.50%	83.75%

approaching vector from the 5-d grasp configuration in the image coordinate following the method in [18]: the point with minimum depth in a grasp rectangle is chosen as the *grasp point* and the average surface normal near the grasp point is estimated as the *approaching vector*. A limitation of this method is: when grasping an object at the bottom of the pile, it would fail to estimate the *grasp point*, leading to inaccurate grasp height. Therefore, in order to make sure that the target can be successfully grasped, it has to be placed on or next to the other objects instead of being below them.

Results Robotic experimental results are shown in Table IV and Fig. 7. Instead of executing the grasp with the highest graspable score, the grasp closest to the target center with a graspable score more than 0.5 is chosen as the grasp configuration. From Table IV, we can see that in single-object scenes, our algorithm can achieve the overall success rates of 97.5% and 92.5% for prediction and execution respectively while in multi-object scenes, the overall success rates are 89% and 84% for prediction and execution respectively on all 8 targets. These results demonstrate that our model can not only deal with grasping in single-object scenes, but also generalize to complex scenes with cluttered objects to grasp the specific target.

VI. CONCLUSIONS

We propose a Region of Interest (ROI) based robotic grasp detection algorithm, named ROI-GD, which can be seen as a generalization of the existing grasp detection algorithms. ROI-GD detects grasps on ROI features instead of the features of the whole image. To train the network in multi-object scenes, we contribute a multi-object grasp dataset based on VMRD. Experimental results demonstrate that compared with state-of-the-art grasp detection algorithms, ROI-GD performs much better in multi-object scenes and at the mean time, remains comparable in single-object scenes. Robotic experimental results demonstrate that ROI-GD can achieve the overall success rates of 92.5% and 83.8% in grasping tasks of single-object and multi-object scenes respectively.

ACKNOWLEDGMENT

This work was supported in part by the key project of Trico-Robot plan of NSFC under grant No. 91748208, National Key Program of China No.2017YFB1302200, key




Fig. 7. Robot experiment. The left picture shows the robot experimental environment. The pictures above are detection results and the pictures below are robotic execution.

project of Shaanxi province No.2018ZDCXL-GY-06-07, and NSFC No.61573268.

REFERENCES

- [1] Joseph Redmon and Anelia Angelova. Real-time grasp detection using convolutional neural networks. In *IEEE International Conference on Robotics and Automation*, pages 1316–1322. IEEE, 2015.
- [2] Sulabh Kumra and Christopher Kanan. Robotic grasp detection using deep convolutional neural networks. In *Proc. IEEE/RSJ International Conference on Intelligent Robots and Systems*. IEEE, 2017.
- [3] Fu-Jen Chu, Ruinian Xu, and Patricio Vela. Real-world multi-object, multi-grasp detection. *IEEE Robotics and Automation Letters*, 2018.
- [4] Xinwen Zhou, Xuguang Lan, Hanbo Zhang, Zhiqiang Tian, Yang Zhang, and Nanning Zheng. Fully convolutional grasp detection network with oriented anchor box. *IEEE/RSJ International Conference on Intelligent Robots and Systems*, 2018.
- [5] Sergey Levine, Peter Pastor, Alex Krizhevsky, Julian Ibarz, and Deirdre Quillen. Learning hand-eye coordination for robotic grasping with deep learning and large-scale data collection. *The International Journal of Robotics Research*, 2016.
- [6] Marcus Gualtieri, Andreas ten Pas, Kate Saenko, and Robert Platt. High precision grasp pose detection in dense clutter. In *IEEE/RSJ International Conference on Intelligent Robots and Systems*, pages 598–605. IEEE, 2016.
- [7] Jeffrey Mahler and Ken Goldberg. Learning deep policies for robot bin picking by simulating robust grasping sequences. In *Proceedings of the 1st Annual Conference on Robot Learning*, volume 78, pages 515–524. PMLR, 2017.
- [8] Jeffrey Mahler, Matthew Matl, Xinyu Liu, Albert Li, David Gealy, and Ken Goldberg. Dex-net 3.0: Computing robust robot suction grasp targets in point clouds using a new analytic model and deep learning. In *IEEE International Conference on Robotics and Automation*, 2018.
- [9] Andy Zeng, Shuran Song, Kuan-Ting Yu, Elliott Donlon, Francois R Hogan, Maria Bauza, Daolin Ma, Orion Taylor, Melody Liu, Eudald Romo, et al. Robotic pick-and-place of novel objects in clutter with multi-affordance grasping and cross-domain image matching. In *2018 IEEE International Conference on Robotics and Automation*, pages 1–8. IEEE, 2018.
- [10] Di Guo, Tao Kong, Fuchun Sun, and Huaping Liu. Object discovery and grasp detection with a shared convolutional neural network. In *IEEE International Conference on Robotics and Automation*, pages 2038–2043. IEEE, 2016.
- [11] Hanbo Zhang, Xuguang Lan, Xinwen Zhou, Zhiqiang Tian, and Nanning Zheng. Visual manipulation relationship network. *arXiv preprint arXiv:1802.08857*, 2018.
- [12] Yun Jiang, Stephen Moseson, and Ashutosh Saxena. Efficient grasping from rgbd images: Learning using a new rectangle representation. In *IEEE International Conference on Robotics and Automation*, pages 3304–3311. IEEE, 2011.
- [13] Antonio Bicchi and Vijay Kumar. Robotic grasping and contact: A review. In *ICRA*, volume 348, page 353. Citeseer, 2000.
- [14] Andrew T Miller, Steffen Knoop, Henrik I Christensen, and Peter K Allen. Automatic grasp planning using shape primitives. In *IEEE International Conference on Robotics and Automation*, volume 2, pages 1824–1829. IEEE, 2003.
- [15] Andrew T Miller and Peter K Allen. Graspit! a versatile simulator for robotic grasping. *IEEE Robotics and Automation Magazine*, 11(4):110–122, 2004.
- [16] Raphael Pelossof, Andrew Miller, Peter Allen, and Tony Jebara. An svm learning approach to robotic grasping. In *IEEE International Conference on Robotics and Automation*, volume 4, pages 3512–3518. IEEE, 2004.
- [17] Qingkai Lu, Kautilya Chenna, Balakumar Sundaralingam, and Tucker Hermans. Planning multi-fingered grasps as probabilistic inference in a learned deep network. In *International Symposium on Robotics Research*, 2017.
- [18] Ian Lenz, Honglak Lee, and Ashutosh Saxena. Deep learning for detecting robotic grasps. *The International Journal of Robotics Research*, 34(4-5):705–724, 2015.
- [19] Lerrel Pinto and Abhinav Gupta. Supersizing self-supervision: Learning to grasp from 50k tries and 700 robot hours. In *IEEE International Conference on Robotics and Automation*, pages 3406–3413. IEEE, 2016.
- [20] Di Guo, Fuchun Sun, Tao Kong, and Huaping Liu. Deep vision networks for real-time robotic grasp detection. *International Journal of Advanced Robotic Systems*, 14(1):1729881416682706, 2016.
- [21] Di Guo, Fuchun Sun, Huaping Liu, Tao Kong, Bin Fang, and Ning Xi. A hybrid deep architecture for robotic grasp detection. In *IEEE International Conference on Robotics and Automation*, pages 1609–1614. IEEE, 2017.
- [22] Amaury Depierre, Emmanuel Dellandréa, and Liming Chen. Jacquard: A large scale dataset for robotic grasp detection. In *2018 IEEE/RSJ International Conference on Intelligent Robots and Systems*, pages 3511–3516. IEEE, 2018.
- [23] Yann LeCun, Yoshua Bengio, and Geoffrey Hinton. Deep learning. *Nature*, 521(7553):436–444, 2015.
- [24] Kaiming He, Xiangyu Zhang, Shaoqing Ren, and Jian Sun. Deep residual learning for image recognition. In *Proceedings of the IEEE Conference on Computer Vision and Pattern Recognition*, pages 770–778, 2016.
- [25] Simonyan Karen and Zisserman Andrew. Very deep convolutional networks for large-scale image recognition. *arXiv preprint arXiv:1409.1556*, 2014.
- [26] Shaoqing Ren, Kaiming He, Ross Girshick, and Jian Sun. Faster r-cnn: Towards real-time object detection with region proposal networks. In *Advances in Neural Information Processing Systems*, pages 91–99, 2015.
- [27] Wei Liu, Dragomir Anguelov, Dumitru Erhan, Christian Szegedy, Scott Reed, Cheng-Yang Fu, and Alexander C Berg. Ssd: Single shot multibox detector. In *European Conference on Computer Vision*, pages 21–37. Springer, 2016.
- [28] Umar Asif, Mohammed Bennamoun, and Ferdous A Sohel. Rgb-d object recognition and grasp detection using hierarchical cascaded forests. *IEEE Transactions on Robotics*, 33(3):547–564, 2017.
- [29] Umar Asif, Jianbin Tang, and Stefan Harrer. Graspnet: An efficient convolutional neural network for real-time grasp detection for low-powered devices. In *International Joint Conference on Artificial Intelligence*, pages 4875–4882, 2018.
- [30] Ghazal Ghazaei, Iro Laina, Christian Rupprecht, Federico Tombari, Nassir Navab, and Kianoush Nazarpour. Dealing with ambiguity in robotic grasping via multiple predictions. In *Proceedings of Asian Conference on Computer Vision*, 2018.