

A Universal Bijection for Catalan Magmas

R. Brak*

School of Mathematics and Statistics,
The University of Melbourne
Parkville, Victoria 3052,
Australia

May 28, 2019

Abstract

Free magmas can be defined using the standard universal mapping principle for free structures. We provide an alternative characterisation of free magmas which is simpler to use when proving some combinatorial structure is a free magma: the magma has to have a norm and unique factorisation. This characterisation can be used to show conjectured Catalan families are (once a suitable product is defined) free magmas. The norm (a certain ‘size’ function) partitions the magma base set into subsets enumerated by generalised Catalan numbers. The universal isomorphism between free magmas gives a universal bijection – essentially one bijection algorithm for any pair of Catalan families. The morphism property ensures the bijection is recursive. The universal bijection allows us to give some rigour to the idea of an “embedding” bijection between Catalan objects which, in many cases, show how to embed an element of one Catalan family into one of a different family. Multiplication on the right (respectively left) by the free magma generator gives rise to the right (respectively left) Narayana statistic. We discuss the relation between the symbolic method for Catalan families and the magma structure on the base set defined by the symbolic method. This shows which “atomic” element is the magma generator. The appendix gives the magma structure for 14 Catalan families.

Keywords:

*rb1@unimelb.edu.au

Contents

1	Introduction	4
2	Free magmas	5
3	Normed magmas and Catalan numbers	7
4	Factorisation in magmas	10
5	Free magma isomorphisms and a universal Catalan bijection	13
6	Opposite, reverse and reflected families	17
7	Embedding bijections	19
8	Narayana connection	31
9	The symbolic enumeration method and magmatisation	33
10	Acknowledgement	35
11	Appendix	36

List of Catalan Families

\mathbb{F}_1 : Cartesian Magma	37
\mathbb{F}_2 : Matching brackets and Dyck words	38
\mathbb{F}_3 : Non-crossing chords	38
\mathbb{F}_4 : Complete Binary trees and Binary trees	39
\mathbb{F}_5 : Planar Trees	40
\mathbb{F}_6 : Nested matchings or Link Diagrams	41
\mathbb{F}_7 : Non-crossing partitions	42
\mathbb{F}_8 : Dyck paths	43
\mathbb{F}_9 : Polygon triangulations	44
\mathbb{F}_{10} : 321-avoiding permutations	45
\mathbb{F}_{11} : Staircase polygons or parallelogram polyominoes	47
\mathbb{F}_{12} : Two row standard tableaux	48
\mathbb{F}_{13} : Catalan Floor Plans	49
\mathbb{F}_{14} : Frieze Patterns	51

1 Introduction

The sequence of Catalan numbers [1], are defined by

$$C_n = \frac{1}{n+1} \binom{2n}{n} \quad (1)$$

for $n \in \mathbb{N} = \{1, 2, 3, \dots\}$ with $C_0 = 1$, and are well known to count a large number of different families of objects. Sixty-six such families are given in problem set of chapter 6 of [2, 3]. A list of 214 families has been published by R. Stanley [4]. A history of Catalan numbers by I. Pak can be found in the appendix of [4] and a very extensive biography of Catalan (and Bell numbers) was compiled by H. Gould [5]. New Catalan families are regularly being discovered, for example the Catalan floor plans [6].

Each time a new family of objects are discovered and direct enumeration suggests they form a Catalan family, then proof of such a conjecture can be direct (eg. via generating function or sign reversing involution) or by bijection to a known Catalan family. There is a long history of Catalan bijections. We make no attempt to reference them all, but defer to Chapter 3 (Bijective Solutions) of Stanley's "Catalan Numbers" book [4]. In this paper we focus on such bijections.

We will generalise all Catalan families to structures which are counted by p -Catalan numbers, in particular the numbers

$$C_n(p) = p^{n+1} \frac{1}{n+1} \binom{2n}{n} \quad (2)$$

where $p \in \mathbb{N}$ is a constant which turns out to be the number of generators of the free magma.

The primary motivation of this paper is to try and bring some structure to the large number of Catalan bijections. Once a new family has been bijected to any one of the known Catalan families, then of course, that proves it is a Catalan family, and a composition of the bijections will define a bijection between it and other Catalan families. Whilst mathematically we thus then have bijections between pairs of families, it is not entirely satisfactory when bijecting between any pair to have to go via several other families. Is it possible to define some 'direct' way of bijecting between any pair?

Another motivation is to provide some sort of answer to the following question: given any two sets with the same cardinality, say n , then there exists $n!$ possible bijections between them – however most of the known Catalan bijections pick out a few of these bijections as somehow more "natural" – what is natural about these bijections?

The central idea presented in this paper is to replace "bijection" with "isomorphism", in particular, an isomorphism between free magmas. (For a definition of a magma – see Definition 1.)

All free magmas with the same number of generators are isomorphic. It will be shown that Catalan families are single generator free magmas (see Definition 2) and thus all Catalan families are isomorphic. It is this isomorphism that gives us a bijection between any pair of families. Several additional results also follow from this formulation:

- The algorithm defining the map arising from the isomorphism is essentially the same for any pair of free magmas which leads to the notion of a 'universal' ¹ bijection and hence a universal bijection between any pair of Catalan families.
- The universal bijection is a morphism, thus it respects the product structure of the magmas which turns out to be the "natural" recursive structure of Catalan objects [7]. Thus the universal bijection is natural in that it respects the recursive structure of Catalan objects.

¹The bijection is called 'universal' as it arises from a universal mapping principle.

- For the ‘geometrical’ families, the isomorphism gives rise to the idea of an “embedding” bijection. This is usually a geometrical way of embedding an object from one Catalan family into an object from another Catalan family – in a sense it shows how one object is “hidden” in another and thus shows manifestly why the two families have the same enumeration. For families which are sequences adding a bijection to a geometrical family achieves a similar result.
- Right (or left) multiplication by the irreducible element of a Catalan magma defines the Narayana statistic which is preserved by the isomorphism. Since the irreducible element usually has a natural interpretation in any Catalan family the magma formulation gives a direct identification of the part of the object in any family carrying the Narayana statistic.

In the last section we discuss the relationship between the Symbolic Method and the free magma representations.

The above ideas can be generalised [8] to arbitrary (finite) choices of various n -arity maps. In [8] the universal bijection is given for Fibonacci, Motzkin [9], Schröder [10] and ternary tree families.

2 Free magmas

In this section we summarise the standard definitions associated with magmas (see Bourbaki [11] Chapter 1, §1 and §7) and state some theorems useful for proving when a magma is associated with Catalan numbers. We are only interested in countable sets and hence all magmas discussed are assumed to be defined on such sets.

Definition 1 (Magma). *Let \mathcal{M} be a non-empty countable set called the **base set**. A **magma** defined on \mathcal{M} is a pair (\mathcal{M}, \star) where \star is a **product map**,*

$$\star : \mathcal{M} \times \mathcal{M} \rightarrow \mathcal{M}.$$

A **sub-magma**, (\mathcal{N}, \star) , is a subset $\mathcal{N} \subseteq \mathcal{M}$ closed under \star . If (\mathcal{N}, \bullet) is a magma then a **magma morphism** θ from \mathcal{M} to \mathcal{N} is a map $\theta : \mathcal{M} \rightarrow \mathcal{N}$ such that for all $m, m' \in \mathcal{M}$, $\theta(m \star m') = \theta(m) \bullet \theta(m')$.

The above definition places no constraints on the map \star (ie. associative, surjective etc.) however we will only be interested in product maps that satisfy the conditions necessary to be associated with Catalan (or similar) numbers, in particular as will be shown, the magma must be free.

A free magma is defined using the usual universal mapping principle (UMP) for free structures.

Definition 2 (Free magma UMP). *The magma (\mathcal{M}, \star) is free if the following is true: There exists a set \mathcal{Y} and a map $i : \mathcal{Y} \rightarrow \mathcal{M}$, such that for all magmas (\mathcal{N}, \bullet) and for all maps $f : \mathcal{Y} \rightarrow \mathcal{N}$ there exists a unique magma morphism $\theta : \mathcal{M} \rightarrow \mathcal{N}$ such that $f = \theta \circ i$, that is, the diagram:*

$$\begin{array}{ccc} \mathcal{M} & \xrightarrow{\theta} & \mathcal{N} \\ \uparrow i & \nearrow f & \\ \mathcal{Y} & & \end{array} \quad (3)$$

*is commutative for all f and (\mathcal{N}, \bullet) . The image of the set \mathcal{Y} in \mathcal{M} , $X = i(\mathcal{Y})$, will be called the **set of generators** of \mathcal{M} .*

Clearly this definition can be used to prove a magma is free (or not) however, we will provide an equivalent characterisation that is more convenient in this combinatorial context. In particular, we will prove (Theorem 1) that a magma is free if it has a certain unique factorisation property and possesses a norm (a positive, additive ‘size’ function).

Free structures satisfying the same universal mapping principle are known to be isomorphic. We state the proof for the case of free magmas primarily because the proof is constructive and defines, in conjunction with Definition 2, the isomorphism map. It is this universal isomorphism that is used to define the universal bijection between any pair of free magmas and hence between any pair of Catalan families.

As an example of a free magma we will define a magma which has arguably the simplest product definition and for which it is straightforward to prove it is free. This magma, defined² in Bourbaki [11], uses Cartesian product constructions and hence we will call it a Cartesian magma. Note, a magma which also has a simple, geometrically defined, product is that of binary trees [12]. However, to allow for more than one generator the trees have to be generalised to binary trees with multi-coloured leaves.

Definition 3 (Cartesian Magma). *Let X be a non-empty finite set. Define the sequence $W_n(X)$ of sets of nested 2-tuples recursively by:*

$$W_1(X) = X \tag{4a}$$

$$W_n(X) = \bigcup_{p=1}^{n-1} W_p(X) \times W_{n-p}(X), \quad n > 1 \tag{4b}$$

and

$$\mathcal{W}_X = \bigcup_{n \geq 1} W_n(X). \tag{4c}$$

Define the product map $\diamond : \mathcal{W}_X \times \mathcal{W}_X \rightarrow \mathcal{W}_X$ by

$$m_1 \diamond m_2 \mapsto (m_1, m_2). \tag{5}$$

The pair $(\mathcal{W}_X, \diamond)$ will be called the **Cartesian magma** generated by X .

Thus, if $X = \{\epsilon\}$ the base set of the Cartesian magma, $(\mathcal{W}_\epsilon, \diamond)$ begins (sorting by number of generators used):

$$\begin{aligned} & \epsilon, \quad (\epsilon, \epsilon), \quad (\epsilon, (\epsilon, \epsilon)), \quad ((\epsilon, \epsilon), \epsilon), \tag{6} \\ & (\epsilon, (\epsilon, (\epsilon, \epsilon))), \quad ((\epsilon, (\epsilon, \epsilon)), \epsilon), \quad (\epsilon, ((\epsilon, \epsilon), \epsilon)), \quad (((\epsilon, \epsilon), \epsilon), \epsilon), \quad ((\epsilon, \epsilon), (\epsilon, \epsilon)), \quad \dots \end{aligned}$$

If we wish to make the product explicit we can use the left-hand side of (5), that is

$$\epsilon, \quad \epsilon \diamond \epsilon, \quad \epsilon \diamond (\epsilon \diamond \epsilon), \quad (\epsilon \diamond \epsilon) \diamond \epsilon, \quad \dots \tag{7}$$

The form (7) is also called infix order. There are two other common notations for binary products: prefix order and postfix order. For prefix and postfix order the brackets can be omitted without any ambiguity. For example, using prefix notation (7) becomes

$$\epsilon, \quad \diamond \epsilon \epsilon, \quad \diamond \epsilon \diamond \epsilon \epsilon, \quad \diamond \diamond \epsilon \epsilon \epsilon, \quad \dots \tag{8}$$

²In Bourbaki this is *defined* as a free magma. Here we take the approach of defining free (Definition 2) and then proving if a given magma is free or not.

or using postfix-order they become

$$\epsilon, \quad \epsilon\epsilon\blacklozenge, \quad \epsilon\epsilon\epsilon\blacklozenge\blacklozenge, \quad \epsilon\epsilon\blacklozenge\epsilon\blacklozenge, \quad \dots \quad (9)$$

Thus $\epsilon\epsilon\epsilon\blacklozenge\blacklozenge$, $\blacklozenge\epsilon\blacklozenge\epsilon\epsilon$ and $(\epsilon \blacklozenge (\epsilon \blacklozenge \epsilon))$ are all the *same* element of \mathcal{W}_ϵ , namely $(\epsilon, (\epsilon, \epsilon))$. Note, the set of ‘valid’ product expressions can themselves be used as a base set to define additional Catalan families.

We give a direct proof based on the universal mapping definition of free. This proof should be contrasted with another (much simpler) proof based on Theorem 1 in Section 4. Any proof that a Catalan magma is free based on Definition 2 would be essentially the same as the proof of Proposition 1.

Proposition 1. *The Cartesian magma $(\mathcal{W}_X, \blacklozenge)$ is a free magma generated by X .*

Proof. Let Y be any set such that $|Y| = |X|$. Let $i : Y \rightarrow \mathcal{W}_X$ be a bijection from Y to X . Let (N, \bullet) be any magma and $f : Y \rightarrow N$ any map. Then, define a map $\theta : \mathcal{M} \rightarrow N$ using: i) for all $y \in Y$, $\theta(i(y)) = f(y)$ (this defines θ on X) and ii) for all $m \in \mathcal{M} \setminus X$ recursively define $\theta(m) = \theta(m_1) \bullet \theta(m_2)$ where $m = (m_1, m_2)$. This uniquely defines θ as the factorisation $m = (m_1, m_2)$ is unique. From ii) we have $\theta(m_1 \blacklozenge m_2) = \theta(m_1) \bullet \theta(m_2)$. Thus θ is a uniquely defined magma morphism. Thus by Definition 2 the Cartesian magma, $(\mathcal{W}_X, \blacklozenge)$, is free. \square

3 Normed magmas and Catalan numbers

In this section we introduce a ‘size’ map which we will call a norm. This will partition the base set of any free magma into subsets counted by free magma p -Catalan numbers, (2). The norm, in conjunction with factorisation, will also give us an alternative characterisation of free magmas.

Definition 4 (Norm). *Let (\mathcal{M}, \star) be a magma. A **norm** is a super-additive map $\|\cdot\| : \mathcal{M} \rightarrow \mathbb{N}$. If (\mathcal{M}, \star) has a norm it will be called a **normed magma**.*

A norm is **super-additive** if it satisfies: for all $m_1, m_2 \in \mathcal{M}$, $\|m_1 \star m_2\| \geq \|m_1\| + \|m_2\|$ and called **additive** if the equality always holds.

For example, the conventional norm defined on a Cartesian magma is the map $\|\cdot\| : \mathcal{W}_X \rightarrow \mathbb{N}$ defined by

$$\|m\| = n \quad \text{when} \quad m \in W_n(X). \quad (10)$$

With this definition all generators have norm one and the norm of other elements m correspond to the number of occurrences of the generators in the nested 2-tuple form of m . From (4b) it is clear the norm is additive.

The connection with p -Catalan numbers is given in the following proposition.

Proposition 2. *Let $(\mathcal{W}_X, \blacklozenge)$ be the Cartesian magma of Definition 3 with norm (10). If*

$$W_\ell = \{m \in \mathcal{W}_\epsilon : \|m\| = \ell\}, \quad \ell \geq 1,$$

then the size of W_ℓ is,

$$|W_\ell| = |X|^\ell C_{\ell-1} = |X|^\ell \frac{1}{\ell} \binom{2\ell-2}{\ell-1} = C_{\ell-1}(p). \quad (11)$$

We will refer to $|X|^\ell C_{\ell-1}$ as a **free magma p -Catalan number** with $p = |X|$ and $\ell \geq 1$. The case $|X| = 1$ is well known [7] and gives the Catalan numbers (1). The proof of (11) is a trivial generalisation of

the conventional $|X| = 1$ proof which uses the recurrence

$$|W_n| = \sum_{k=1}^{n-1} |W_k| |W_{n-k}|, \quad n > 1 \tag{12}$$

which follows from equation (4), and then verifying the Catalan number (1) satisfies the same recurrence with $|W_1| = 1$. This is usually done by using the generating function for Catalan numbers. For $|X| > 1$ the same recurrence (12) holds but the initial value changes to $|W_1| = |X|$ which results in a factor of $|X|^\ell$ in (11).

Note, unlike the conventional form of the Catalan recurrence, when using the norm there is no shift of +1 in the subscripts of (12). Result (11) shows that magmas generated by more than one generator are combinatorially a simple extension of the Catalan case (sequences A025225 ($|X| = 2$), and A025226 ($|X| = 3$) in [13]).

For each Catalan family, the norm is usually a simple function of the conventional Catalan objects' "size" parameter eg. for triangulations of a regular n sided polygon (see family \mathbb{F}_9 in the Appendix) the size is usually the number of triangles ($= n - 2$) or polygon edges ($= n$), but neither size parameter is additive over the product. To achieve additivity the norm of the triangulation has to be $n - 1$. For Dyck paths with $2n$ steps (see family \mathbb{F}_8 in the Appendix) the norm is $n + 1$.

We conclude this section with two examples of single generator Catalan families for which the recursive structure is well known: Dyck paths and triangulations of regular n -sided polygons. We defer the proof that both families are free magmas until we have the method stated in Theorem 1 of Section 4.

Dyck Paths (see \mathbb{F}_8 in the Appendix). The following is the list of all of Dyck paths with six or less steps:



Note, the single vertex is considered a zero step path. The Dyck path magma generator is

$$\varepsilon_8 = \circ$$

where \circ represents a single vertex or, if preferred, the empty path. The norm of the generator is defined to be one, and the norm of a path d is defined as $\|d\| = (\text{number of up steps}) + 1$.

The product $d_1 \star_8 d_2$ of two paths d_1 and d_2 is illustrated schematically as

$$\tag{13}$$

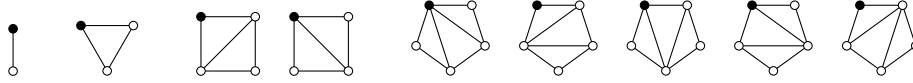
Thus the product takes the left path d_1 , appends an up step on its right, then appends the right path and finally appends a down step. The different colour of the the two added steps is for clarity only. Note, this is the standard (right) factorisation of Dyck paths but now used to define a magma product³. For example, the product of two generators is

$$\circ \star_8 \circ = \text{[Diagram of a path with one up and one down step]}$$

– see \mathbb{F}_8 in the appendix for more examples. Note, the sum of the norms of the left two paths ($= 1 + 1$) equals that of the product path.

³The left factorisation can be used to define a related (same base set), but different, magma – see Section 6.

Triangulations of an n -gon (see \mathbb{F}_9 in the Appendix). The second Catalan family is the triangulation of regular polygons. The following is the list of all triangulations with three or less triangles:



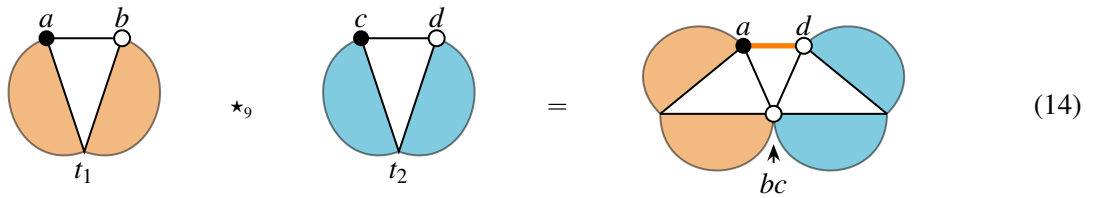
Note, the polygons are drawn so that the polygon has a marked vertex in a fixed position and the single edge object is considered a ‘2-gon’ triangulation with zero triangles.

We can construct a magma from triangulations as follows. The generator, ε_9 is the above ‘2-gon’ (with the top vertex marked), denoted

$$\varepsilon_9 = \begin{array}{c} \bullet \\ | \\ \circ \end{array}$$

which is defined to have norm one. The norm of a triangulation of a regular n -gon for $n > 2$ is $n - 1$ or (number of triangles) + 1.

We represent the product⁴, $t_1 \star_9 t_2$, of two triangulations t_1 and t_2 schematically as



which represents how the vertices a and d are joined by a new edge (shown orange) and the vertices b and c are combined into a single vertex. The vertex a remains the only marked vertex.

For example, the product of two generators is

$$\begin{array}{c} \bullet \\ | \\ \circ \end{array} \star_9 \begin{array}{c} \bullet \\ | \\ \circ \end{array} = \begin{array}{c} \bullet \\ \diagup \quad \diagdown \\ \circ \end{array}$$

and the product $(\varepsilon_9 \star_9 \varepsilon_9) \star_9 (\varepsilon_9 \star_9 \varepsilon_9)$ is

$$\begin{array}{c} \bullet \\ \diagup \quad \diagdown \\ \circ \end{array} \star_9 \begin{array}{c} \bullet \\ \diagup \quad \diagdown \\ \circ \end{array} = \begin{array}{c} \bullet \\ \diagup \quad \diagdown \quad \diagup \quad \diagdown \\ \circ \end{array} \rightsquigarrow \begin{array}{c} \bullet \\ \diagup \quad \diagdown \quad \diagup \quad \diagdown \\ \circ \end{array}$$

where the product representation is shown in more conventional form in the rightmost diagram (see \mathbb{F}_9 in the Appendix for more examples).

For some families identifying the geometry (or symbols) that represent the generator is simple (eg. the vertex for Dyck paths) whilst for others less so (usually when the generator is the ‘empty’ object). For the latter case the following equivalent process defines the product. Let $\mathbb{F}^+ = \mathbb{F} \setminus \{\varepsilon\}$, then do the following:

1. Define the object: $\varepsilon \star \varepsilon$
2. For all $f \in \mathbb{F}^+$ define the object: $\varepsilon \star f$
3. For all $f \in \mathbb{F}^+$ define the object: $f \star \varepsilon$
4. For all $f_1, f_2 \in \mathbb{F}^+$ define the object: $f_1 \star f_2$.

⁴This product appears in Conway and Coxeter [14] as a way of constructing frieze patterns and in Brown [15]

An alternative strategy is to add some auxiliary geometry or mark to the objects which is uniquely associated with the generator. This geometry is not strictly part of the the standard definition of the set of objects but used to clarify the magma structure. It can also be used when considering the embedding bijections discussed in Section 7.

4 Factorisation in magmas

In this section we consider the general problem of factorisation in magmas and how it is related to any norm defined on the magma. The existence of a norm will imply any recursive factorisation of an element of a magma will terminate. The latter property, in conjunction with the injectivity of the product, will be used in the proof of Theorem 1 which provides an equivalent characterisation of a free magma. In this combinatorial context Theorem 1 provides a more direct way of determining if a magma is free or not. To this end we make the following definition.

Definition 5 (Irreducible elements, unique factorisation). *Let (\mathcal{M}, \star) be a magma with product map $\star : \mathcal{M} \times \mathcal{M} \rightarrow \mathcal{M}$. The range of the map \star is called the set of **reducible elements** and usually denoted by \mathcal{M}^+ . The elements of the set $\mathcal{M}^0 = \mathcal{M} \setminus \mathcal{M}^+$ are called **irreducible elements** and the set \mathcal{M}^0 called the **set of irreducibles**. If the product map is injective then we will call the magma a **unique factorisation magma**.*

Note, there may be no irreducible elements, also if \mathcal{M} is finite then the product cannot be injective. The proof of Theorem 1 will require an injective product map. Thus, to simplify this section we will restrict the discussion to unique factorisation magmas.

Consider an arbitrary unique factorisation magma (\mathcal{M}, \star) . For all reducible elements $m \in \mathcal{M}^+$ there exists exactly one factorisation into two parts: $m = m_1 \star m_2$. Call m_1 a **left factor** and m_2 a **right factor**. Define $\hat{\pi}$ recursively as

$$\hat{\pi}(m) = \begin{cases} (\hat{\pi}(m_1), \hat{\pi}(m_2)) & \text{if } m \in \mathcal{M}^+ \text{ with } m_1 \star m_2 = m \\ m & \text{if } m \in \mathcal{M}^0. \end{cases} \quad (15)$$

Of primary interest is when the recursion (15) terminates. Note, if (15) terminates then it defines a map of \mathcal{M} into the Cartesian magma's base set.

This motivates the following definition.

Definition 6 (Finite decomposition). *Let (\mathcal{M}, \star) be a unique factorisation magma. If for all elements, $m \in \mathcal{M}^+$, the recursion (15) terminates then (\mathcal{M}, \star) will be called a **finite decomposition magma**. If (\mathcal{M}, \star) is a finite decomposition magma then $\hat{\pi}(m)$ will be called the **decomposition** of m .*

The recursion terminates if all factors always result in an irreducible element after a finite number of iterations of (15). There are several mechanisms that would result in the recursion (15) not terminating. For example, if there are no irreducible elements, or, if at some stage of the recursion a factor of some element m is m itself ie. $\hat{\pi}(m) = \dots (\hat{\pi}(m), \hat{\pi}(m')) \dots$ resulting in an infinitely nested tuple. Three example magmas, showing different factorisation properties, are given in Figure 1. Another example is the Cartesian magma, $(\mathcal{W}_X, \blacklozenge)$, for which it is clear it is a unique factorisation magma and that the generators (ie. the elements of X) are the only irreducible elements.

If (\mathcal{M}, \star) has a norm then the recursion must terminate as given by the following proposition.

Proposition 3. *Let (\mathcal{M}, \star) be a unique factorisation magma with non-empty set of irreducibles. Then (\mathcal{M}, \star) is a normed magma if and only if (\mathcal{M}, \star) is a finite decomposition magma.*

*	1	2	3	4	5	...
1	5	7	10	3	16	22
2	6	9	4	15	21	...
3	8	4	14	20	27	...
4	11	13	19	26		...
5	12	18	25			...
⋮	17	24

*	1	2	3	4	5	...
1	3	4	7	11	16	22
2	5	1	10	15	21	...
3	6	9	14	20	27	...
4	3	13	19	26		...
5	12	18	25			...
⋮	17	24

*	1	2	3	4	5	...
1	3	4	7	11	16	22
2	5	1	10	15	21	...
3	6	9	14	20	27	...
4	8	13	19	26		...
5	12	18	25			...
⋮	17	24

(a) i) Not a finite decomposition magma. ii) Not a unique factorisation magma. iii) Two irreducible elements.

(b) i) A finite decomposition magma. ii) Not a unique factorisation magma. iii) Two irreducible elements.

(c) i) A finite decomposition magma. ii) A unique factorisation magma. iii) One irreducible element.

Figure 1: The magmas above have base set \mathbb{N} and product rule defined by the table. Only a portion of the table is shown explicitly. The rest of the table is filled by the remaining elements of \mathbb{N} consecutively in the diagonal pattern illustrated (ie. the north-east diagonals starting with 12, 13, 14, \dots).

This proposition is in fact true for an arbitrary (ie. not necessarily a unique factorisation) magma but since we do not require this more general result we dispense with the more notationally complex proof (the right-hand side of (15) has to be replaced by the set of all pairs whose product is m). To prove Proposition 3 we will use the following lemma:

Lemma 1. *Let (\mathcal{M}, \star) be a normed magma and let $X_{\min} \subset \mathcal{M}$ be the set of elements with minimal norm. Then X_{\min} is non-empty and all elements of X_{\min} are irreducible.*

Proof of Lemma. The base set \mathcal{M} is assumed non-empty and hence the norm has non-empty range $A \subseteq \mathbb{N}$. Since \mathbb{N} is a well ordered set the subset A has a least element, r , and thus the pre-image set of r , X_{\min} , is not empty. Assume $m \in \mathcal{M}^+ \cap X_{\min}$. Since $m \in \mathcal{M}^+$ it has a pre-image pair (m_1, m_2) ie. $\star : (m_1, m_2) \mapsto m$, and by assumption $m \in X_{\min}$ hence $\|m\|$ is minimal. But $\|m\| \geq \|m_1\| + \|m_2\|$ with $\|m_1\|, \|m_2\| > 0$ so $\|m\|$ is not minimal – a contradiction. Thus $\mathcal{M}^+ \cap X_{\min}$ is empty. \square

Note, the converse is false: a normed magma may have irreducible elements that do not have minimal norm. This lemma also shows why the norm has to be a positive integer.

Proof of Proposition 3. Forward: If (\mathcal{M}, \star) has a norm, by Lemma 1, the set of irreducibles, \mathcal{M}^0 is non-empty and all elements of minimal norm are in \mathcal{M}^0 . Let R be the range of the norm. Since \mathbb{N} is well ordered the subset R has a minimal element, say r_0 . If $m \in \mathcal{M}^0$ the recursion terminates. If $m \notin \mathcal{M}^0$ then $m = m_1 \star m_2$ (for unique m_1 and m_2) and $\|m\| = \|m_1 \star m_2\| \geq \|m_1\| + \|m_2\|$ and since the norm takes values in \mathbb{N} we have that $\|m_1\| < \|m_1 \star m_2\|$ and $\|m_2\| < \|m_1 \star m_2\|$. Thus every factor of m has strictly smaller norm than m . This process continues until a factor is an element of \mathcal{M}^0 (in which case the recursion terminates) or the norm of the factor is r_0 . In the latter case, by Lemma 1 the factor must be in \mathcal{M}^0 (and hence the recursion terminates). Thus in all cases the recursion terminates and hence (\mathcal{M}, \star) is a finite decomposition magma.

Converse: If (\mathcal{M}, \star) is a finite decomposition magma then we can construct a norm as follows. Define a map $\|\cdot\| : \mathcal{M} \rightarrow \mathbb{N}$ as follows: i) If $m \in \mathcal{M}^0$ then $\|m\| = 1$ and ii) if $m = m_1 \star m_2$ then by definition, $\|m_1 \star m_2\| = \|m_1\| + \|m_2\|$. Thus $\|\cdot\| \in \mathbb{N}$, is additive and is finite (since the decomposition of m is finite). Thus $\|\cdot\|$ is a norm and thus (\mathcal{M}, \star) is a normed magma.

□

We can now state an equivalent characterisation of free magmas.

Theorem 1. *If (\mathcal{M}, \star) is a unique factorisation normed magma with non-empty finite set of irreducibles, then (\mathcal{M}, \star) is a free magma generated by the irreducible elements.*

Theorem 1 shows that the following is sufficient to show a set \mathbb{F} with a product, \star , is a free magma:

- Define a product map $\star : \mathbb{F} \times \mathbb{F} \rightarrow \mathbb{F}$ and show it is injective.
- Define a map $\|\cdot\| : \mathbb{F} \rightarrow \mathbb{N}$ and show $\|\cdot\|$ is additive over the product.
- Determine the range of the product map, \mathbb{F}^+ , and hence the set of generators $\mathbb{F}^0 = \mathbb{F} \setminus \mathbb{F}^+$ and $p = |\mathbb{F}^0|$.

The appendix lists several Catalan families, defining their product and a norm. In most cases it is straightforward to check the product is injective (usually seen by the way the Catalan object factorises into a unique pair) and that the norm is additive.

Proof of Theorem 1. The proof is a direct proof based on Definition 2. Given (\mathcal{M}, \star) the range of the product map defines \mathcal{M}^+ and thus the non-empty set of irreducibles, $\mathcal{M}^0 = \mathcal{M} \setminus \mathcal{M}^+$. Let \mathcal{Y} be any set such that $|\mathcal{Y}| = |\mathcal{M}^0|$ and $i : \mathcal{Y} \rightarrow \mathcal{M}^0$ be any bijection. Let (\mathcal{N}, \bullet) be any magma and f any map $f : \mathcal{Y} \rightarrow \mathcal{N}$. Define a map $\theta : \mathcal{M} \rightarrow \mathcal{Y}$ as follows: The value of θ for all elements in \mathcal{M}^0 is defined via

$$\theta(i(y)) = f(y), \quad y \in \mathcal{Y}. \quad (16)$$

The value of θ for all elements $m \in \mathcal{M}^+$ is defined recursively by

$$\theta(m) = \theta(m_1) \bullet \theta(m_2) \quad (17)$$

where $m = m_1 \star m_2$. This uniquely defines θ for all $m \in \mathcal{M}$ and any f as for all $m \in \mathcal{M}^+$, m uniquely factorises $m = m_1 \star m_2$ (since (\mathcal{M}, \star) is a unique factorisation magma). Furthermore the existence of a norm implies the recursion in the definition of $\theta(m) = \theta(m_1) \bullet \theta(m_2)$ will always terminate (by Proposition 3) on an irreducible element (where θ is already defined) and thus the multiplication in (\mathcal{N}, \bullet) is well defined. Thus, i and \mathcal{Y} exist and for all maps f and all magmas (\mathcal{N}, \bullet) , θ is a uniquely defined map. Furthermore, the recursive part of the definition $\theta(m) = \theta(m_1) \bullet \theta(m_2)$ shows that $\theta(m_1 \star m_2) = \theta(m_1) \bullet \theta(m_2)$, that is, θ is also a (unique) magma morphism. Thus, by Definition 2, (\mathcal{M}, \star) is free. □

This motivates the following definition.

Definition 7 (Catalan normed magma). *Let (\mathbb{F}, \star) be a normed magma. If*

1. *the magma is free, and*
2. *the norm is additive, and*
3. *there are $p \in \mathbb{N}$ irreducible elements, and*
4. *the irreducible elements all have the same norm (conventionally the norm is one),*

*then (\mathbb{F}, \star) is called a **p-Catalan normed magma**. If $p = 1$ it will be called a **Catalan normed magma**.*

We conclude this section by using Theorem 1 to prove the two Catalan families considered above, Dyck paths and triangulations, are free magmas. These two proofs should be compared with the ‘from the definition’ proof of Proposition 1 (ie. that the Cartesian magma is free).

Dyck Paths – \mathbb{F}_8 .

Product: The product defined by (13) is injective: take any Dyck path $d \neq \circ$. Then the rightmost step of d to leave the surface always exists and is unique and thus the two factors d_1 and d_2 are unique.

Norm: The map norm of a path is defined as $\|d\| = (\text{number of up steps in } d) + 1$. This is well defined and in all cases is additive: Let $2n_1$ (respec. $2n_2$) be the number of steps in d_1 (respec. d_2). The number of steps in $d_1 \star_8 d_2$ is $2(n_1 + n_2) + 2$. Thus $\|d_i\| = n_i + 1$, $\|d_1 \star_8 d_2\| = (n_1 + n_2 + 1) + 1$ and thus $\|d_1 \star_8 d_2\| = \|d_1\| + \|d_2\|$.

Generator: There is only one irreducible element in \mathbb{F}_8 : the element with no rightmost up step, that is, the single vertex \circ . Thus \mathbb{F}_8 has one generator, $\varepsilon_8 = \circ$. Thus, by Theorem 1 and Definition 7, \mathbb{F}_8 is a Catalan magma.

Triangulations – \mathbb{F}_9 :

Product: The product defined by (14) is clearly injective: if t is any triangulation with at least one triangle, then the triangle $a - d - bc$ to the right of the marked vertex always exists, is unique, and uniquely splits t into a left, t_1 and right triangulation, t_2 .

Norm: The norm of a triangulation of a regular n -gon for $n > 2$ is $n - 1$ (and $\|\circ \bullet\| = 1$). The norm is well defined and adds: if $\|t_1\| = n_1 - 1$, $\|t_2\| = n_2 - 1$ then $t_1 \star_9 t_2$ is an $((n_1 + n_2 - 2) + 1)$ -gon and thus $\|t_1 \star_9 t_2\| = (n_1 + n_2 - 1) - 1 = \|t_1\| + \|t_2\|$.

Generator: There is only one irreducible element in \mathbb{F}_9 : the element with no triangle to the right of the marked vertex, that is, the single edge $\circ \bullet$. Thus \mathbb{F}_9 has one generator, $\varepsilon_9 = \circ \bullet$. Thus, by Theorem 1 and Definition 7, \mathbb{F}_9 is a Catalan magma.

5 Free magma isomorphisms and a universal Catalan bijection

It is well known that any free algebraic structures defined by a universal mapping principle are isomorphic. Algebraically this is usually the end of the line: pick the simplest free structure and work with that. Thus all Catalan magmas are isomorphic with, arguably, the Cartesian magma having one of the simplest products.

However, in this combinatorial context a large part of the interest in Catalan structures is in the bijections between them. The bijections range from simple (eg. between Dyck paths and matching brackets) to the very complex (eg. between Dyck paths and Kepler Towers [16]). Thus the combinatorial interest is in the nature of the numerous algorithms defining the isomorphisms.

We will restate the isomorphism theorem and give the standard proof. The reason for doing this is that the theorem is constructive and shows the overall structure of the isomorphism *does not depend on the details of any particular free magma*. Thus the theorem will provide a universal bijection between any pair of Catalan families. Furthermore, being an isomorphism, it also respects the recursive structure of all Catalan families, an essential property of all “nice” bijections. Thus we begin with the isomorphism theorem and its proof.

Proposition 4. *Given magmas (F, \star) and (G, \bullet) and set Y with maps $i : Y \rightarrow F$ and $j : Y \rightarrow G$ each*

satisfying respective free magma universal mapping diagrams

$$\begin{array}{ccc}
 F & \xrightarrow{\theta} & N \\
 \uparrow i & \nearrow f & \\
 Y & &
 \end{array}
 \quad
 \begin{array}{ccc}
 G & \xrightarrow{\phi} & N' \\
 \uparrow j & \nearrow g & \\
 Y & &
 \end{array}
 \quad (18)$$

there is a unique magma isomorphism $\Gamma : F \rightarrow G$ such that $\Gamma \circ i = j$ and $\Gamma^{-1} \circ j = i$.

Note, Γ is unique, given i and j , however i and j are only unique when $|Y| = 1$.

Proof. Since the diagrams (18) commute for all N , f and g we can make the following choices: $f = j$, $N = G$, $g = i$ and $N' = F$. This gives two commutative diagrams which are drawn together as

$$\begin{array}{ccccc}
 F & \xrightarrow{\theta} & G & \xrightarrow{\phi} & F \\
 & \nwarrow i & \uparrow j & \nearrow i & \\
 & & Y & &
 \end{array}
 \quad (19)$$

Commutativity gives, $j = \theta \circ i$ and $i = \phi \circ j$. Thus $i = (\phi \circ \theta) \circ i$ and hence $\phi \circ \theta = \text{id}_F$. Similarly, $j = (\theta \circ \phi) \circ j$ and hence $\theta \circ \phi = \text{id}_G$. Thus $\Gamma = \theta$ and $\Gamma^{-1} = \phi$ are isomorphisms. \square

In the case $|Y| = 1$ the two maps i and j “point” to the respective generators, $\varepsilon_1 \in F$ and $\varepsilon_2 \in G$, in the respective magmas F and G . The values of the isomorphisms θ and ϕ are defined in the proof of Theorem 1, that is, recursively from F to G

$$\theta(\varepsilon_1) = \varepsilon_2, \quad (20a)$$

$$\theta(m) = \theta(m_1) \bullet \theta(m_2) \quad \text{where } m = m_1 \star m_2, \quad (20b)$$

and from G to F

$$\phi(\varepsilon_2) = \varepsilon_1, \quad (21a)$$

$$\phi(p) = \phi(p_1) \star \phi(p_2) \quad \text{where } p = p_1 \bullet p_2. \quad (21b)$$

From an algebraic perspective the maps are expected, however from a combinatorial perspective of trying to make sense of the large diversity of bijections between Catalan families they are significant. The maps defined by equations (20) (or (21)) say that between *any* pair of Catalan families the *same* algorithm can be used to define a bijection, furthermore this bijection respects the recursive structure of both families. Since the bijection arises out of the universal mapping principle defining free magmas we will call it a universal bijection and give it a formal definition.

Definition 8 (Universal Bijection). *Let (\mathbb{F}_i, \star_i) and (\mathbb{F}_j, \star_j) be free magmas with generator sets X_i and X_j respectively, with $|X_i| = |X_j|$. Let $\sigma : X_i \rightarrow X_j$ be any bijection. Define the map $\Upsilon_{i,j} : \mathbb{F}_i \rightarrow \mathbb{F}_j$ as follows: For all $x \in X_i$, $\Upsilon_{i,j}(x) = \sigma(x)$. For all $u \in \mathbb{F}_i \setminus X_i$*

1. Decompose u into a product of generators $\varepsilon_i \in X_i$.

2. In the decomposition of u replace every occurrence of ε_i with $\sigma(\varepsilon_i)$ and every occurrence of \star_i with \star_j to give an expression $w(u)$.
3. The value of $\Upsilon_{i,j}(u)$ is defined to be $w(u)$, that is, evaluate all the products in $w(u)$ to give an element of \mathbb{F}_j .

We then have the simple consequence following from (20):

Corollary 1. Let $\Upsilon_{i,j} : \mathbb{F}_i \rightarrow \mathbb{F}_j$ be the map of Definition 8, then $\Upsilon_{i,j}$ is a free magma isomorphism.

The map $\Upsilon_{i,j}$ can be written schematically as

$$f \xrightarrow{\text{decompose}} \begin{matrix} \varepsilon_i \rightarrow \varepsilon_j \\ \text{substitute} \\ \star_i \rightarrow \star_j \end{matrix} \xrightarrow{\text{multiply}} g. \quad (22)$$

where $\varepsilon_j = \sigma(\varepsilon_i)$. Since $\Upsilon_{i,j}$ is an isomorphism we get two outcomes: firstly, it gives us a bijection between the base sets of \mathbb{F}_i and \mathbb{F}_j , and secondly, that the bijection is recursive, that is if $u = u_1 \star_i u_2$ then $\Upsilon_{i,j}(u) = \Upsilon_{i,j}(u_1) \star_j \Upsilon_{i,j}(u_2)$. ie. if the images under $\Upsilon_{i,j}$ are already known for the two factors then decomposition is not necessary – only a single factorisation is required (and a single multiplication).

We now consider several examples to illustrate the bijection/isomorphism $\Upsilon_{i,j}$. We will use the convention that if it is clear from the context the subscripts i and j will be omitted. The first examples use the two Catalan families discussed above: Dyck paths and triangulations and is given in a little more detail. This is followed by several examples where more detail (product definitions etc.) can be obtained from the Appendix.

Consider a Dyck path and decompose the path down to a product of generators:



then change generators

$$\varepsilon_8 = \circ \rightarrow \begin{matrix} \bullet \\ | \\ \circ \end{matrix} = \varepsilon_9$$

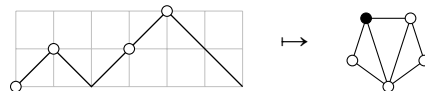
and product rule $\star_8 \rightarrow \star_9$, that is,

$$(\circ \star_8 \circ) \star_8 (\circ \star_8 \circ) \mapsto \begin{pmatrix} \bullet & \bullet \\ | & | \\ \circ & \star_9 & \circ \\ | & & | \\ \circ & & \circ \end{pmatrix} \star_9 \begin{pmatrix} \bullet & \bullet \\ | & | \\ \circ & \star_9 & \circ \\ | & & | \\ \circ & & \circ \end{pmatrix}$$

then multiply:

$$\begin{pmatrix} \bullet & \bullet \\ | & | \\ \circ & \star_9 & \circ \\ | & & | \\ \circ & & \circ \end{pmatrix} \star_9 \begin{pmatrix} \bullet & \bullet \\ | & | \\ \circ & \star_9 & \circ \\ | & & | \\ \circ & & \circ \end{pmatrix} = \begin{matrix} \bullet & & \bullet \\ \diagdown & & / \\ \circ & \star_9 & \circ \\ \diagup & & \diagdown \\ \circ & & \circ \end{matrix} \star_9 \begin{matrix} \bullet & & \bullet \\ \diagdown & & / \\ \circ & \star_9 & \circ \\ \diagup & & \diagdown \\ \circ & & \circ \end{matrix} = \begin{matrix} \bullet & & \bullet & & \bullet \\ \diagdown & & / & & \diagdown \\ \circ & \star_9 & \circ & \star_9 & \circ \\ \diagup & & \diagdown & & \diagup \\ \circ & & \circ & & \circ \end{matrix}$$

which gives the bijection



Similarly, if we perform the same multiplications for matching brackets (see family \mathbb{F}_2 in the appendix), we get

$$(\emptyset \star_2 \emptyset) \star_2 (\emptyset \star_2 \emptyset) = \{\} \star_2 \{\} = \{\}\{\}$$

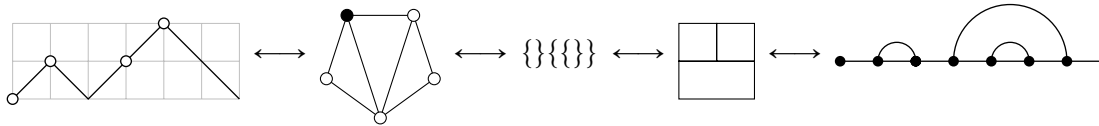
(where $\varepsilon_2 = \emptyset$, the empty expression), or for Catalan floor plans (family \mathbb{F}_{13} in the appendix)

$$(\text{---} \star \text{---}) \star (\text{---} \star \text{---}) = \square \star \square = \begin{array}{|c|c|} \hline \square & \square \\ \hline \square & \square \\ \hline \end{array}$$

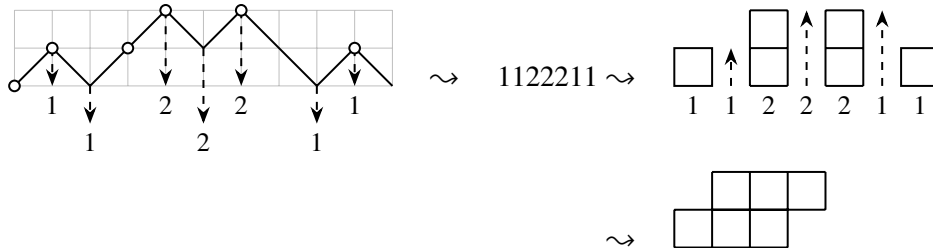
(the marks have been removed from the generator geometry on the right) or for nested matchings (family \mathbb{F}_6 in the appendix),

$$(\bullet \text{---} \star \bullet \text{---}) \star (\bullet \text{---} \star \bullet \text{---}) = \bullet \text{---} \bullet \text{---} \bullet \text{---} \star \bullet \text{---} \bullet \text{---} \bullet \text{---} = \bullet \text{---} \bullet \text{---} \bullet \text{---} \bullet \text{---} \bullet \text{---} \bullet \text{---}$$

Thus we have the bijections:



Some well known Catalan bijections are the same map as defined by $\Upsilon_{i,j}$ but the algorithm stated to define the codomain element given a domain element can be dramatically different. For example, the bijection from Dyck paths to Staircase polygons (family \mathbb{F}_{11} in the appendix) defined by Delest and Viennot [17] (where staircase polygons are called polyominoes) used the heights of the peaks and valleys of a path to define the heights of the staircase columns (ie. number of cells) and their overlaps (ie. number of adjacent cells), for example:



whilst factorising the path,

$$\text{---} \text{---} \text{---} \text{---} \text{---} \text{---} = ((\circ \star g \circ) \star g ((\circ \star g \circ) \star g \circ)) \star g \circ$$

and using $\Upsilon_{8,9}$ gives

$$\begin{aligned}
((\circ \star_8 \circ) \star_8 ((\circ \star_8 \circ) \star_8 \circ)) \star_8 \circ &\mapsto ((\text{---} \star_9 \text{---}) \star_9 ((\text{---} \star_9 \text{---}) \star_9 \text{---})) \star_9 \text{---} \\
&= \left(\left[\square \star_9 \left(\left[\square \star_9 \text{---} \right] \right) \right] \star_9 \text{---} \right. \\
&= \begin{array}{|c|c|c|} \hline & & \\ \hline \square & \square & \square \\ \hline \end{array}
\end{aligned}$$

that is, the same staircase (the staircase product definition is given in the Appendix). The proof of the equivalence of the definitions can be seen combinatorially by comparing the embedding bijections discussed in Section 7.

6 Opposite, reverse and reflected families

We now consider new products defined by combining a given product $\star : \mathcal{M} \times \mathcal{M} \rightarrow \mathcal{M}$ with a bijection $\gamma : \mathcal{M}^+ \rightarrow \mathcal{M}^+$ whose domain is the set of reducible elements, \mathcal{M}^+ , of \star . If necessary it can be extended to \mathcal{M} by defining $\gamma(\varepsilon) = \varepsilon$ for all $\varepsilon \in \mathcal{M}^0$. Thus we define the product \star^γ as

$$\star^\gamma : \mathcal{M} \times \mathcal{M} \rightarrow \mathcal{M}, \quad u \star^\gamma v := \gamma(u \star v). \quad (23)$$

If \star is injective then since γ is a bijection, \star^γ will also be injective and thus $(\mathcal{M}, \star^\gamma)$ is also a unique factorisation magma.

Choosing γ appropriately can show how different products defined on the same base set (eg. left and right factorisation of Dyck paths) are related.

We are primarily interested in three examples of γ :

1. The **opposite** map. This map is defined by $\text{op}(u \star v) = v \star u$ giving the product

$$\star^{\text{op}} : (u, v) \mapsto v \star u,$$

called the **opposite product**. Since the opposite map is defined for every magma, every Catalan family, \mathbb{F}_i has an **opposite family**, denoted \mathbb{F}_i^{op} . For example, for Dyck paths

$$\begin{array}{|c|c|} \hline \diagup & \diagdown \\ \hline \end{array} \star \begin{array}{|c|c|c|c|} \hline & & & \\ \hline \diagup & \diagdown & \diagup & \diagdown \\ \hline \end{array} = \begin{array}{|c|c|c|c|c|c|} \hline & & & & & \\ \hline \diagdown & \diagup & \diagdown & \diagup & \diagdown & \diagup \\ \hline \end{array} \quad \text{and} \quad \begin{array}{|c|c|} \hline \diagup & \diagdown \\ \hline \end{array} \star^{\text{op}} \begin{array}{|c|c|c|c|} \hline & & & \\ \hline \diagup & \diagdown & \diagup & \diagdown \\ \hline \end{array} = \begin{array}{|c|c|c|c|} \hline & & & \\ \hline \diagdown & \diagup & \diagdown & \diagup \\ \hline \end{array}$$

Note, the opposite map, as defined above, is not a morphism: $\text{op}(u \star v) \neq \text{op}(u) \star^{\text{op}} \text{op}(v)$ since it is not defined recursively. The identity map $\text{id} : \mathbb{F} \rightarrow \mathbb{F}^{\text{op}}; u \mapsto u$ is however an anti-isomorphism: $\text{id}(u \star v) = \text{id}(v) \star^{\text{op}} \text{id}(u)$.

2. The **reverse** map. This map is defined recursively by

$$\text{rev}(u \star v) = \text{rev}(v) \star \text{rev}(u). \quad (24)$$

(with $\text{rev}(\varepsilon) = \varepsilon$, a generator) which defines the reverse magma

$$\star^{\text{rev}} : (u, v) \mapsto \text{rev}(v) \star \text{rev}(u).$$

The reverse map, $\text{rev} : \mathcal{M} \rightarrow \mathcal{M}$, is an anti-isomorphism. Every Catalan family, \mathbb{F}_i has a **reverse family**, denoted $\mathbb{F}_i^{\text{rev}}$. For example, for Dyck paths

$$\begin{aligned} \text{↖ ↗} \star^{\text{rev}} \text{↖ ↗ ↖ ↗} &= \text{rev} [(\circ \star \circ) \star ((\circ \star \circ) \star \circ)] \\ &= (\circ \star (\circ \star \circ)) \star (\circ \star \circ) \\ &= \text{↖ ↗ ↖ ↗} \end{aligned}$$

3. **Reflection maps.** A reflection map, ref , is motivated by Catalan families that have some sort of geometrical structure for which a vertical or horizontal geometrical reflection can be well defined. For families constructed on circles the reflected structure is (if well defined) the original structure read clockwise, but drawn counter clockwise. As a product it is denoted by \star^{ref} , that is

$$\star^{\text{ref}} : (u, v) \mapsto \text{ref}(u \star v).$$

It is only well defined for certain Catalan families. Examples of the reflection maps for Dyck paths and a binary trees, are (illustrated with one example)

$$\text{ref} \left(\text{↖ ↗ ↖ ↗} \right) = \text{↗ ↖ ↗ ↖} \quad \text{and} \quad \text{ref} \left(\begin{array}{c} \circ \\ / \quad \backslash \\ \bullet \quad \bullet \end{array} \right) = \begin{array}{c} \bullet \quad \bullet \\ \backslash \quad / \\ \circ \end{array}$$

defined by a geometrical reflection across a vertical line. If the Catalan family \mathbb{F}_i has a reflection map defined then the family with the same base set but with the reflection product will be called the **reflection family**, denoted $\mathbb{F}_i^{\text{ref}}$.

Of primary interest is the relationship between the above families and any other product that might be defined on the same base set. For example, many Catalan families have a left and right version of the product. If we start from, say the right product, is it or its opposite/reverse/reflected version related to the left product? We will consider two examples:

Dyck Paths. It is well know that Dyck paths can be factored in two ways giving rise to two different magma products, that is, a left-product, which in this section we will denote \star_L and a right product, \star_R . Thus, schematically, if d_1 and d_2 are two Dyck paths, then the two products are



Clearly these two products define two different free magmas (with the same base set), denote these (\mathbb{F}_g, \star_L) and (\mathbb{F}_g, \star_R) .

It would appear the the left product and right products are related by a vertical reflection, however it is

not quite as simple. In fact the relationship between the left and right Dyck path products is

$$\star_L^{\text{op}} = \star_R^{\text{ref}} \tag{25}$$

or equivalently, $\star_L = (\star_R^{\text{ref}})^{\text{op}}$. This is because a reflection swaps d_1 and d_2 which the opposite product swaps back: $\text{ref}(d_1 \star_R d_2) = \text{ref}(d_2) \star_L \text{ref}(d_1) = \text{op}(\text{ref}(d_1) \star_L \text{ref}(d_2))$.

Complete Binary Trees. For complete binary trees there is no natural left and right products but there is an obvious reflection map obtained by ‘reflecting’ the tree across a vertical axis through the root. This is equivalent to recursively swapping left and right sub-trees, that is, we can define the reflection map recursively by

$$\text{ref}(t_1 \star t_2) = \text{ref}(t_2) \star \text{ref}(t_1) \quad \text{and} \quad \text{ref}(\circ) = \circ \tag{26}$$

where \circ is the generator and \star the product for \mathbb{F}_4 . From this definition its clear that for the complete binary tree product

$$\star^{\text{ref}} = \star^{\text{rev}} \neq \star^{\text{op}}. \tag{27}$$

7 Embedding bijections

In this section we address the problem of factorisation in a particular way, which is to embed the objects of one family (whose factorisation is simple) into the objects of another (whose factorisation may be more difficult).

Embedding bijections have previously been defined (for example p58 of [4] and [18]) however, in those cases the primary aim is prove that the given set of objects is indeed Catalan by establishing a bijection to a known Catalan family. Here the primary motivation is factorisation. If the family is ‘geometrical’ (ie. defined by sets of points rather than by, say, a sequence) we assume we know the product rule but now want, if possible, a geometrical algorithm for factorisation. A geometric family with one of the simplest factorisation algorithms is the family of complete binary trees (CBTs) – see \mathbb{F}_4 in the appendix. For this reason we will focus on embedding CBTs into other geometric families (there is also a possible Category Theory motivation – see below).

Tree traversal of the embedded CBT will give any of the three decomposition representations (7), (8) and (9) as illustrated in Figure 2. These three forms correspond to placing the product symbol \star , in one of

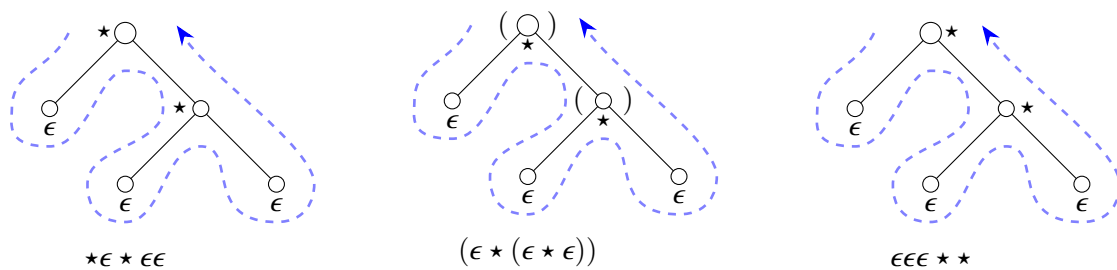


Figure 2: Counter-clockwise traversal of complete binary trees and the three ways to write the product: (left) pre-fix form, (middle) in-fix form and (right) post-fix form

three positions relative to an internal node of the tree: the **pre-fix position** (to the left), the **in-fix position** (below) and the **post-fix position** (to the right). For the in-fix order product representation, brackets must

also be inserted (using the pre- and post-fix positions) to remove ambiguity. The generator ε is placed below each leaf.

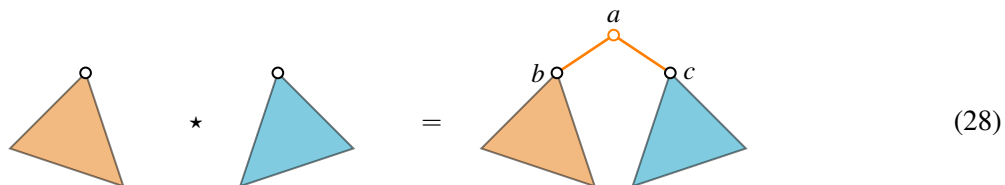
Even though the embedding algorithm can be defined for any pair of families, currently the embedding gives a simpler factorisation process only in some cases⁵. The case where the Catalan family is not geometrical (eg. a sequence) will be discussed further below.

Geometrical families

In this section we take a more informal approach, defining by examples rather than with formal definitions. We assume all free magmas (\mathbb{F}, \star) , have a single generator and the elements have some sort of “geometrical” representation – defined by sets of points rather than sequences of numbers.

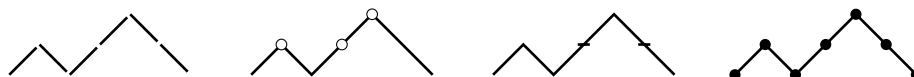
If the set of objects is geometrical, the definition of the magma generator and product gives us two important sets of information: 1) from the geometrical definition of the generator, we know which parts of the geometry of the object are associated with the generators and 2) from the product definition we know which parts of the geometry of the object are added each time two factors are multiplied.

For example, for CBTs, the product definition is:




from which it is clear that the new geometry added by the product is the root node, a , and the two edges (a, b) and (a, c) . The generator geometry, $\varepsilon = \circ$ is a leaf node of the tree.

In order to clearly state which parts of the object arise from the generators and which from the products it is necessary to choose a particular way of drawing (representing) the objects of the family. For any particular Catalan family there may be several very similar ways of drawing the objects. Thus, for Dyck paths all the diagrams below clearly define the *same* path:



similarly, for staircase polygons (family \mathbb{F}_{11} in the appendix) all the diagrams below represent the same staircase polygon:



In both examples the diagrams only differ by trivial bijections. Clearly a given family can be considered an equivalence class of diagrams and thus we are free to choose the most convenient canonical representative.

For this section we will choose a canonical form such that the points of the object partition into subsets, each subset corresponding to elements of either generator geometry or product geometry. We will call this canonical form the **magma form**. For example, for the nested matchings (\mathbb{F}_6 in the appendix) the generator

⁵There are over 22791 pairs - not all of which have been checked.

geometry arises from $\varepsilon = \bullet \text{---}$ and the product definition is

$$\begin{array}{c}
 \bullet \text{---} \text{---} \text{---} \bullet \\
 a \quad b
 \end{array}
 \star
 \begin{array}{c}
 \bullet \text{---} \text{---} \text{---} \bullet \\
 c \quad d
 \end{array}
 =
 \begin{array}{c}
 \bullet \text{---} \text{---} \text{---} \bullet \text{---} \text{---} \text{---} \bullet \\
 a \quad bc \quad d
 \end{array}
 \quad (29)$$

with the product geometry shown in orange. It is clear that the nested matching below (left) can be partitioned as shown below (right):

$$\begin{array}{c}
 \bullet \text{---} \text{---} \text{---} \bullet \text{---} \text{---} \text{---} \bullet \\
 1 \quad 2 \quad 3 \quad 4 \quad 5 \quad 6 \quad 7 \quad 8
 \end{array}
 \quad (30)$$

where gaps in the geometry are used to clarify the partitioning (the labelling of the nodes is used below).

Another example are staircase polygons (\mathbb{F}_{11} in the Appendix). The generator geometry arises from $\varepsilon = \text{---} \frown \text{---}$ and the product definition is:

$$\begin{array}{c}
 \text{---} \frown \text{---} \\
 \text{---} \frown \text{---}
 \end{array}
 \star
 \begin{array}{c}
 \text{---} \frown \text{---} \\
 \text{---} \frown \text{---}
 \end{array}
 =
 \begin{array}{c}
 \text{---} \frown \text{---} \\
 \text{---} \frown \text{---}
 \end{array}
 \quad (31)$$

with the product geometry shown in orange. This leads to a staircase magma form as shown in the example below with the conventional form (left) and magma form (right):

$$\begin{array}{c}
 \square \quad \square \\
 \square \quad \square
 \end{array}
 \quad (32)$$

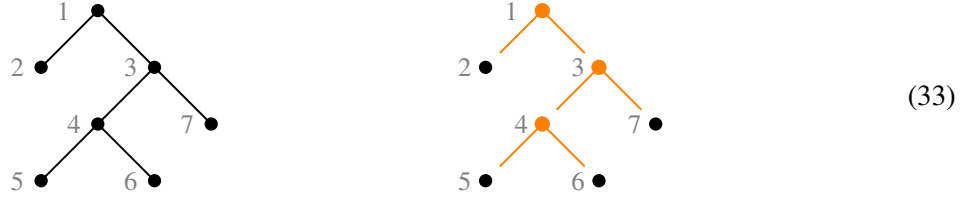
Again, gaps in the geometry are used to clarify the partitioning and the labels will be used below. Note, for the staircase family the generators can be drawn vertically or horizontally.

Thus, for any geometrical family we assume that the product definition is such that the new geometry is point-wise disjoint from the geometry of the left and right factors. If the object is defined using an “empty” generator we will assume the generator can still be associated with a particular position in the diagram and thus can be represented by a single point (which might be drawn as a circle for clarity).

For any given object, m in some Catalan family \mathbb{F} , let $\mathbb{P}_{\mathbb{F}}(m)$ denote the set of disjoint parts of **product geometry** of m and let $\mathbb{G}_{\mathbb{F}}(m)$ denote the set of disjoint parts of **generator geometry** of m . We illustrate these sets with several examples.

The first example is the family of CBTs. From the product definition (28), it is clear that the new geometry added by the product is the root node, a , and the two edges (a, b) and (a, c) . The generator geometry is a leaf node. The elements of the sets, $\mathbb{G}_{\mathbb{F}}(m)$ and $\mathbb{P}_{\mathbb{F}}(m)$ are the product and generator geometry

at all levels of factorisation. For example, for the CBT on the left, the partitioning is shown on the right



and thus the partition sets are

$$\mathbb{P}_{\mathbb{F}} = \left\{ \begin{array}{c} 1 \\ \diagup \quad \diagdown \\ \bullet \quad \bullet \end{array} \right\} \quad \text{and} \quad \mathbb{G}_{\mathbb{F}} = \left\{ \begin{array}{c} 2 \\ \bullet \end{array} \right\}, \left\{ \begin{array}{c} 5 \\ \bullet \end{array} \right\}, \left\{ \begin{array}{c} 6 \\ \bullet \end{array} \right\}, \left\{ \begin{array}{c} 7 \\ \bullet \end{array} \right\}. \quad (34)$$

For the second example consider the family of nested matchings, with product given by (29). We see that the product geometry is the arc (bc, d) and edge (d, e) . Thus for the nested matching of (30) we get the partition sets

$$\mathbb{P}_{\mathbb{F}} = \left\{ \begin{array}{c} \text{arc } 3 \\ \bullet \end{array} \right\}, \left\{ \begin{array}{c} \text{arc } 6 \\ \bullet \end{array} \right\}, \left\{ \begin{array}{c} \text{arc } 7 \\ \bullet \end{array} \right\} \quad \text{and} \quad \mathbb{G}_{\mathbb{F}} = \left\{ \begin{array}{c} 1 \\ \bullet \end{array} \right\}, \left\{ \begin{array}{c} 2 \\ \bullet \end{array} \right\}, \left\{ \begin{array}{c} 4 \\ \bullet \end{array} \right\}, \left\{ \begin{array}{c} 5 \\ \bullet \end{array} \right\}. \quad (35)$$

For the third example consider staircase polygons. From the product definition, (31), and generator definition $\varepsilon = \text{---}\frown$, the partition sets of (32) are

$$\mathbb{P}_{\mathbb{F}} = \left\{ \begin{array}{c} \text{---}\downarrow 5 \\ \bullet \end{array} \right\}, \left\{ \begin{array}{c} \text{---}\downarrow 6 \\ \bullet \end{array} \right\}, \left\{ \begin{array}{c} \text{---}\downarrow 7 \\ \bullet \end{array} \right\} \quad \text{and} \quad \mathbb{G}_{\mathbb{F}} = \left\{ \begin{array}{c} 1 \\ \text{---}\frown \end{array} \right\}, \left\{ \begin{array}{c} 2 \\ \text{---}\frown \end{array} \right\}, \left\{ \begin{array}{c} 3 \\ \text{---}\frown \end{array} \right\}, \left\{ \begin{array}{c} 4 \\ \text{---}\frown \end{array} \right\}. \quad (36)$$

From these examples it is clear that the partition sets are repetitions of two basic ‘shapes’ (possibly rotated and/or scaled), one, denoted $\rho(\mathbb{F})$, associated with $\mathbb{P}_{\mathbb{F}}$ and other, denoted $\gamma(\mathbb{F})$, with $\mathbb{G}_{\mathbb{F}}$. Each object $m \in \mathbb{F}$ is thus constructed by a particular number of suitable ‘shape preserving’ transformations of each of the two shapes (the number being related to the norm of the object).

For each shape we will choose (or mark) one point. The marked point in ρ will be called the **root** of ρ and the marked point in γ will be called the **root** of γ . For the above three examples the choices are as follows. For the complete binary tree the marked shapes are

$$\gamma_{\bullet} = \bullet \quad \text{and} \quad \rho_{\bullet} = \begin{array}{c} \bullet \\ \diagup \quad \diagdown \\ \bullet \quad \bullet \end{array} \quad (37)$$

where the marked point is shown as a solid circle and the \bullet subscript indicates the shape has a mark. For the nested matchings the marked shapes are

$$\gamma_{\bullet} = \bullet \text{---} \quad \text{and} \quad \rho_{\bullet} = \begin{array}{c} \text{---}\frown \\ \bullet \end{array} \text{---} \quad (38)$$

For the staircase polygons we choose

$$\gamma_{\bullet} = \text{---}\frown \quad \text{and} \quad \rho_{\bullet} = \text{---}\downarrow \bullet \quad (39)$$

If an object m is a product $m = m_1 \star m_2$, then each factor can be considered as an object which, if not

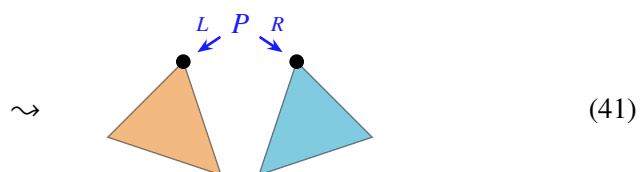
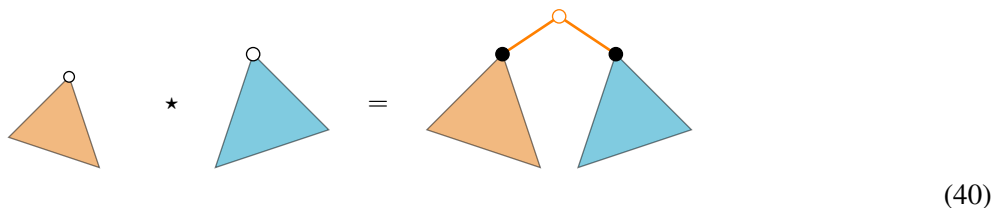
a generator, will be a product and hence have product geometry and hence have a root. These roots will be called **sub-roots**.

The marked shapes are used to define the embedding of a CBT into an object. This is done by recursively embedding triples ⁶, $(\xleftarrow{L}, P, \xrightarrow{R})$, into the geometry of the Catalan object m . The symbol P denotes the root of the product geometry. The embedding is defined as follows: If $m = m_1 \star m_2$ then

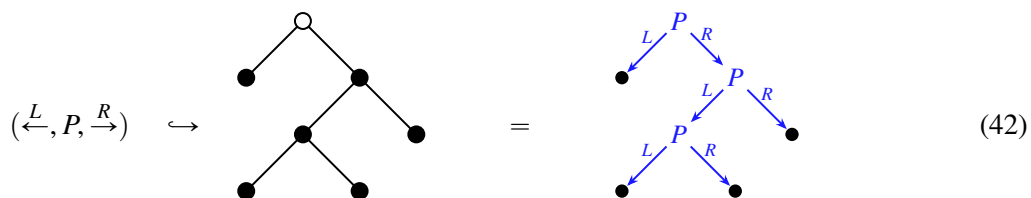
- attach P to the root of the product geometry of \star , and
- the left arrow of the triple points from P to the sub-root of the product geometry of m_1 , and
- the right arrow of the triple points from P to the sub-root of the product geometry of m_2 .

By definition, the L labelled arrow always points to the sub-root in the left factor and similarly the R labelled arrow always points to the sub-root in the right factor of the product. The $(\xleftarrow{L}, P, \xrightarrow{R})$ embedding can thus be represented schematically by drawing P on the root of the product geometry with the left and right arrows drawn from P to the respective left and right sub-roots.

For example, for CBTs it is (by design) trivial to perform the embedding. From the product definition we get the embedding:



Repeating the embedding recursively gives, for example:



The resulting structure is trivially an alternative way of drawing CBTs ⁷. In the remainder of this section the L and R labels will generally be omitted when drawing the tree.

Since the recursive embedding of the triple, $(\xleftarrow{L}, P, \xrightarrow{R})$, into a CBT is essentially the CBT itself, a recursive embedding of the triple $(\xleftarrow{L}, P, \xrightarrow{R})$ into an object, m , of some other family, is effectively an embedding

⁶This notation comes from the Category Theory definition of a product diagram.

⁷However, this form shows that the tree can be considered to generate a free category where all the triples $A \leftarrow P \rightarrow B$ of the generating graph are product diagrams.

of a CBT into that object. This recursive embedding of $(\overleftarrow{L}, P, \overrightarrow{R})$ into some object m giving rise to the CBT, t , will be written:

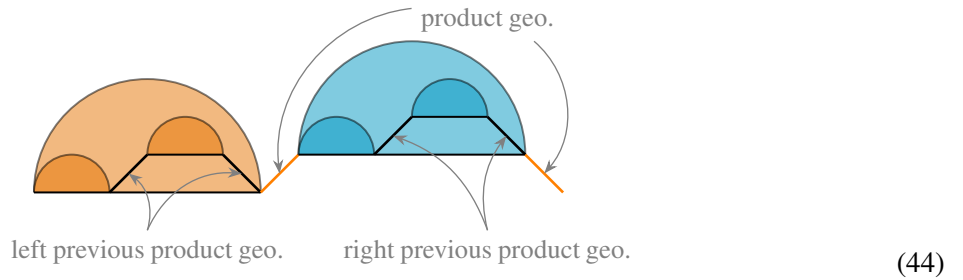
$$(\overleftarrow{L}, P, \overrightarrow{R}) \hookrightarrow m = t. \quad (43)$$

If m is a schematic form of a product definition then the notation is referring to how the product form defines the embedding of $(\overleftarrow{L}, P, \overrightarrow{R})$, for example, see (47).

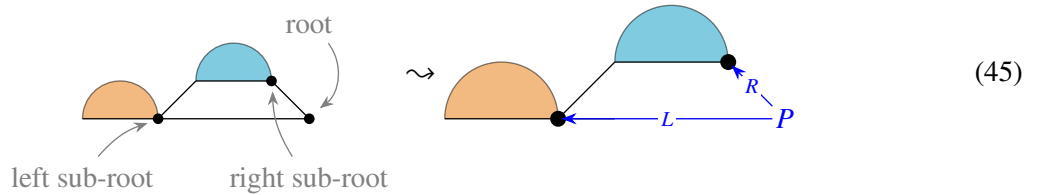
If Υ is the universal bijection between the family \mathbb{F} containing m and the CBT family, then clearly $\Upsilon(m) = t$. Thus the decomposition of t gives, via Υ , the decomposition of m . The decomposition of a CBT is then simple to obtain by using any of the three tree traversals shown in Figure 2.

In the recursive embedding (28), the L and R labels are clearly superfluous (and thus can be omitted), however this is not always the case. In some embeddings the orientation of the arrows (once embedded) is not always clearly left-to-right, thus the L and R arrow labels are necessary to make it clear which is the left pointing arrow and which the right and hence which are the left and right sub-trees of t .

Dyck paths illustrate why it is necessary to use the L and R labels. The paths are also an example of when the choice of root on the product geometry is not immediately clear as the geometry occurs in two places giving rise to some ambiguity as to which point to choose for the root. Using the recursive structure of the left and right sub-paths and noting the locations of the left and right product geometry in the sub-paths, as shown below,

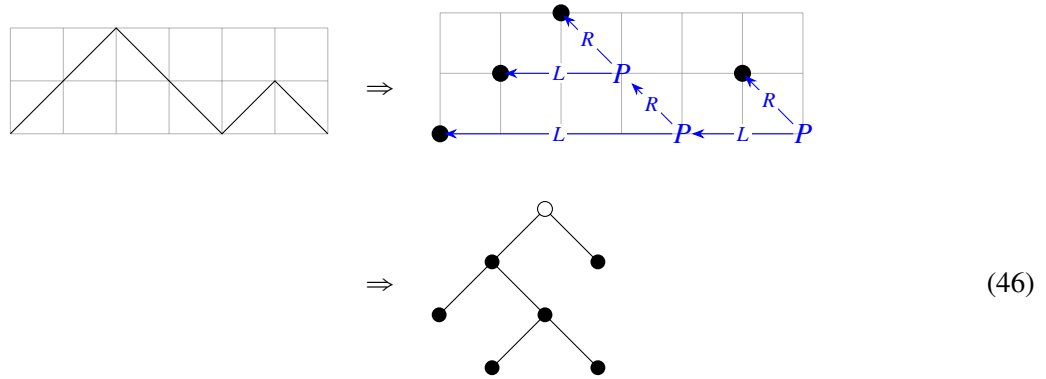


it should be clear that the right-most points of the the respective product geometries gives a simple choice for the embedding of $(\overleftarrow{L}, P, \overrightarrow{R})$ as shown below:



The labelling of the left and right arrows is important in obtaining the correct orientation of the resulting

embedded CBT as shown by the following example:

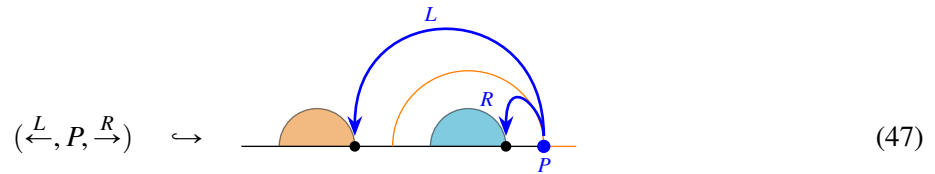


Note the correct CBT (shown last) is a reflected version of the tree that would have resulted by a simple counter-clockwise rotation (to orientate vertically) of the embedded tree (shown second).

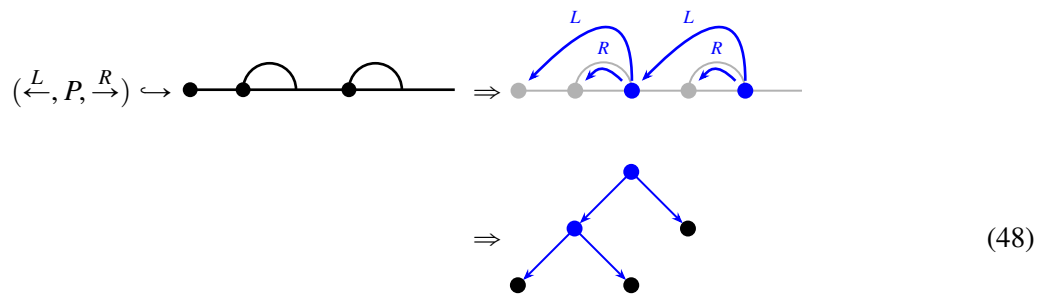
We illustrated the recursive $(\overleftarrow{L}, P, \overrightarrow{R})$ embedding and resulting CBT with a few more examples.

Nested matchings – \mathbb{F}_6

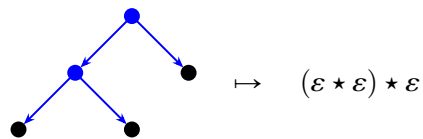
For nested matchings, the product definition is shown in (31) and mark choices in (38), which leads to an embedding of $(\overleftarrow{L}, P, \overrightarrow{R})$ into the nested matching which can be represented schematically as



Repeating the embedding recursively gives, for example,



Note, attaching the L and R labels in (47) and (48) makes it clear how the CBT is orientated. In-fix tree traversal gives



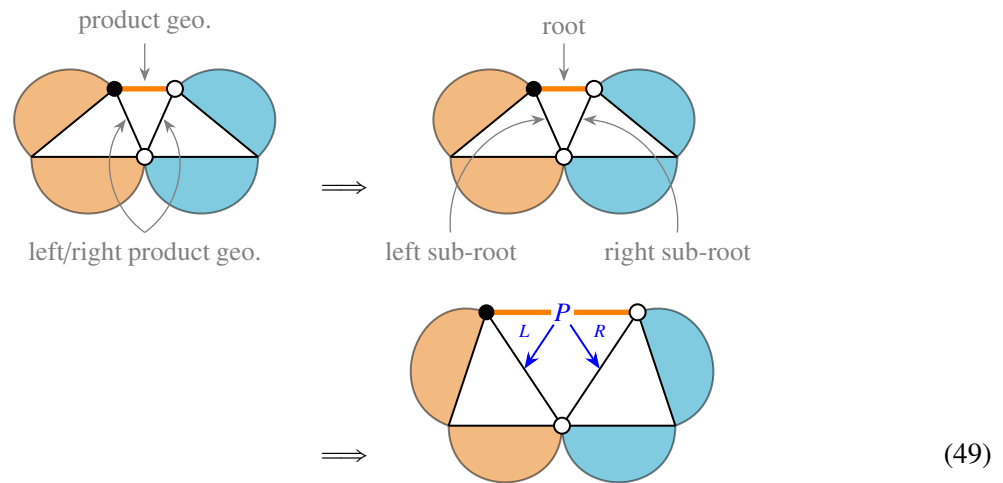
and thus the decomposition

$$\bullet \text{---} \overset{\frown}{\bullet} \text{---} \overset{\frown}{\bullet} \text{---} \bullet = (\bullet \text{---} \star \bullet \text{---}) \star \bullet \text{---} .$$

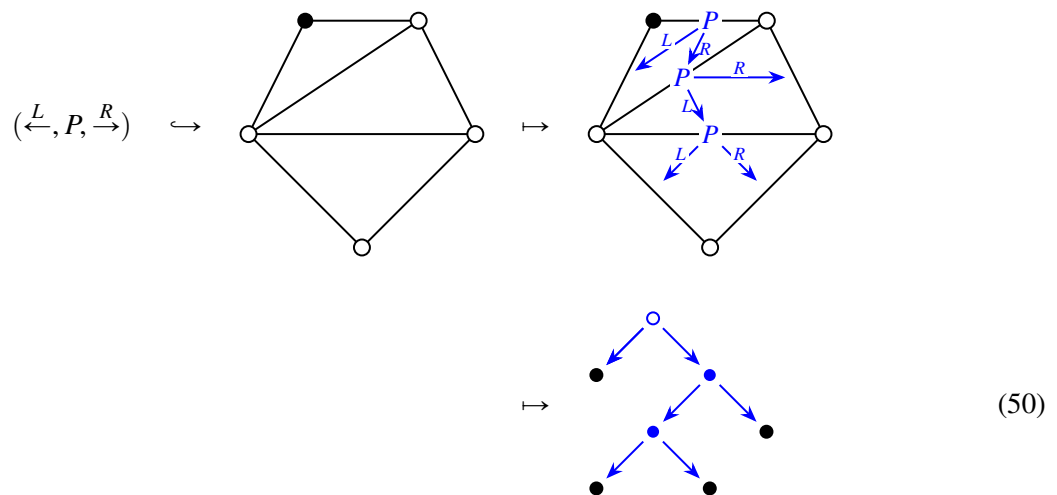
From example (48), it is clear the embedded CBT internal nodes (and root) always occur at the right ends of the arcs and the leaves always occur (except for the leftmost) at the left end of an arc. This rule gives a simple way to embed the CBT in any nested matching.

Triangulations – \mathbb{F}_{14}

Considering the product geometry of the left and right factors gives the $(\overset{L}{\leftarrow}, P, \overset{R}{\rightarrow})$ embedding:



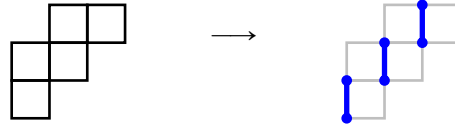
An example of recursively applying the embedding $(\overset{L}{\leftarrow}, P, \overset{R}{\rightarrow})$ is shown below which results in the CBT shown below right:



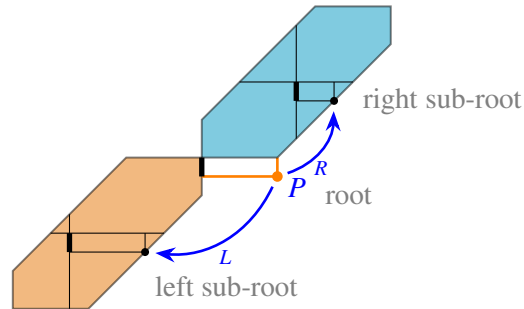
This embedding is a well known embedding of a CBT into a triangulation and thus shows that the previously known embedding can be deduced from the magma structure of triangulations.

Staircase polygons – \mathbb{F}_{11}

The position of the root and sub-roots is determined by the ‘necks’ of the structure. A neck is the common segment occurring between two consecutive columns of the polygon which overlap by exactly one cell – the left side of the leftmost lowest cell is also a neck. Three necks occur in the following example:

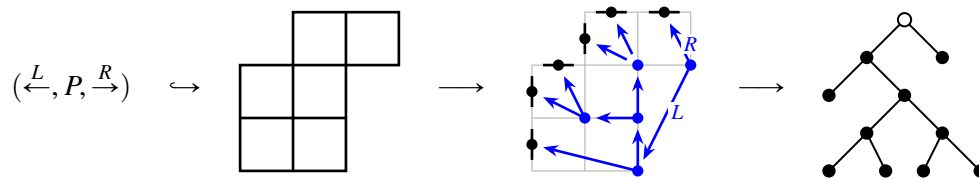


The polygons factorise at the rightmost neck. This neck defines the product geometry and hence the root. The neck in the left factor (respec. right factor) defines the left sub-root (respec. right sub-root) as illustrated below:



(51)

For example,

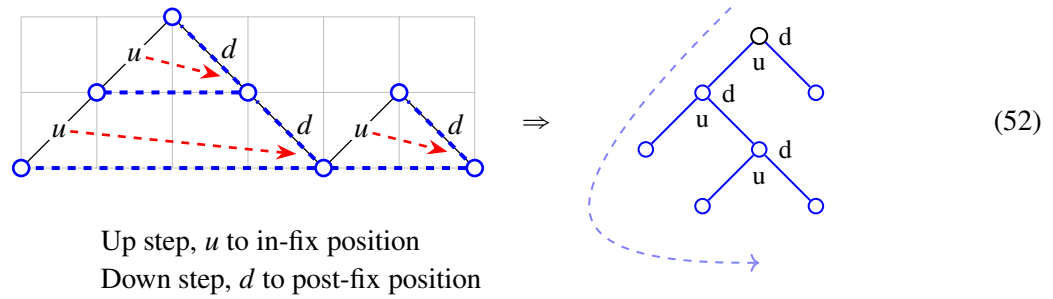


Tree traversal embeddings

Assume we have objects m and n each from a different Catalan family but in universal bijection $m = \Upsilon_{i,j}(n)$. Then m and n biject to the same CBT, $t = \Upsilon_{4,i}(m) = \Upsilon_{4,j}(n)$. It is then formally possible to use t as an intermediate object to effect the embedding of m directly into n or vice versa. It is rare that this produces a “natural” embedded bijection, however there is at least one situation where some utility is obtained. If parts of the generator and product geometry of m can be uniquely associated with any of the pre-fix, in-fix or post-fix positions of t and similarly for n , then one of the tree traversals (see Figure 2) will effect the embedded bijection.

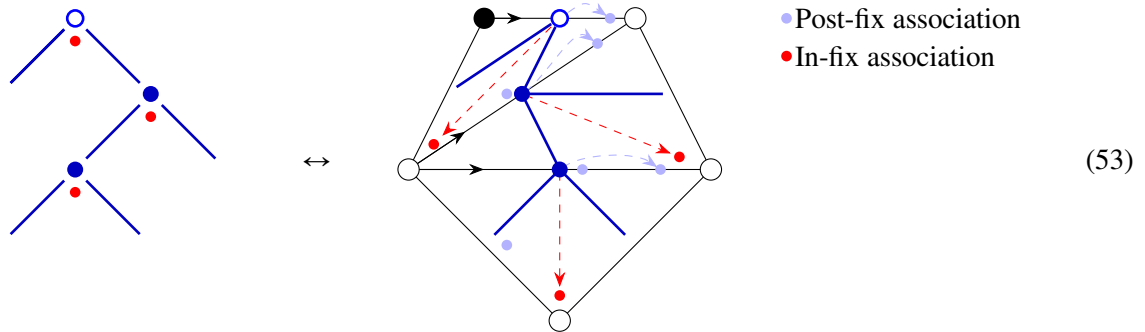
We will illustrate this by showing how a Dyck path is embedded in a triangulation. This is a well known bijection (see [4]) but now we see that it can be deduced from the magma structure of the objects. First note the up steps, denoted u , of a Dyck path are uniquely associated with the in-fix position of the embedded

CBT and the down steps with the post-fix position, for example:

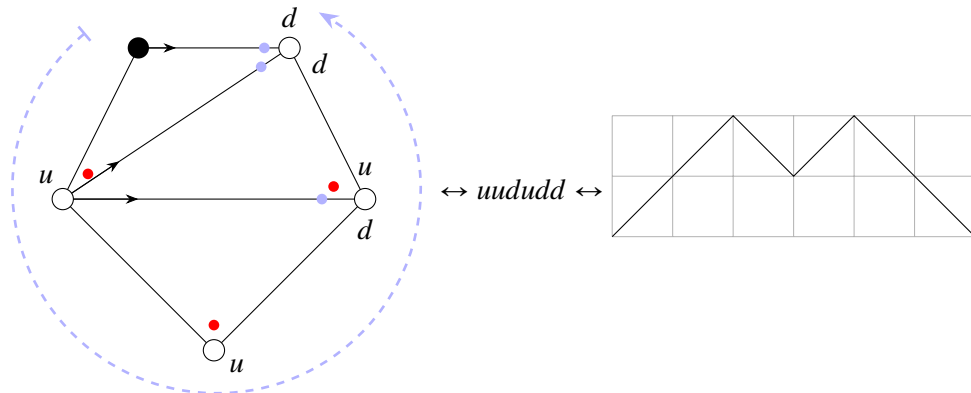


Anti-clockwise traversal gives the well known bijection from a CBT to a Dyck word and hence trivially a Dyck path.

Secondly, for triangulations, if the chords (and the edge right adjacent to the marked node) are oriented by adding an arrow away from the node first encountered whilst traversing anti-clockwise around the outside of the triangulation then we can uniquely associate parts of the triangulation with the in-fix and pre-fix positions of the embedded CBT. Using the embedding (50) it can be seen that the corner of the triangle opposite an internal node of the CBT is uniquely associated with the in-fix position and the post-fix position is uniquely associated with the end of the chord pointed to by the orientation arrow, for example:

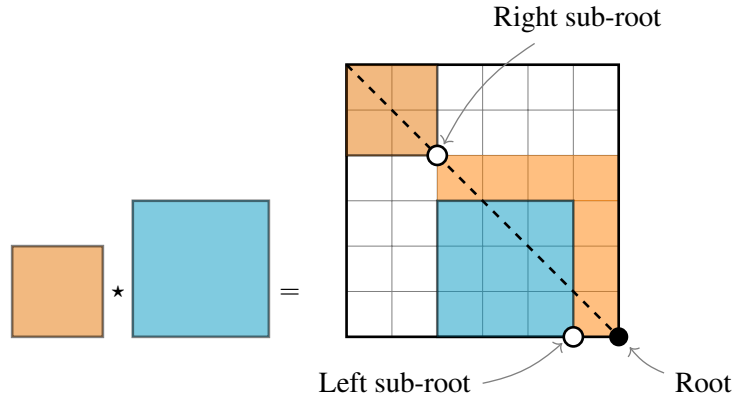


Combining (52) and (53) gives the traversal embedded bijection between triangulations and Dyck words (and hence paths). For example

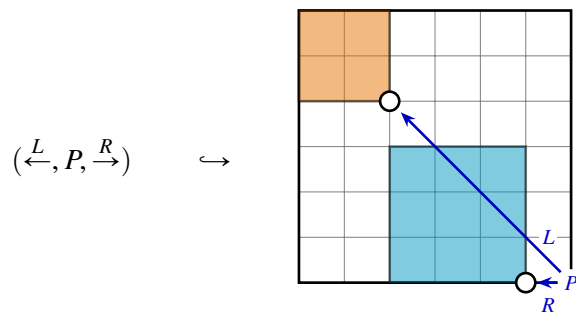


As a final example we show how the CBT embedding into a 321-avoiding permutation leads to the

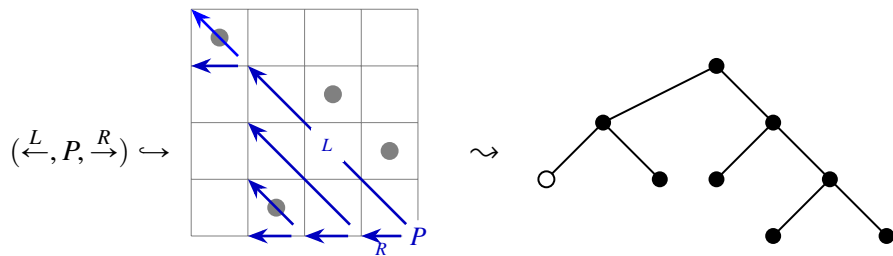
Dyck path embedding of Rotem [19]. From the product definition in the Appendix (family \mathbb{F}_{10}) we get the simplified representation



which more clearly shows the “product” geometry (in orange) ie. the new row a dot is added and the new column created by the final cascaded dot. From this we choose the root of the product geometry to be the south-east corner of the permutation, giving



As an example consider the permutation 1342 which results in the CBT embedding



From the counter clockwise traversal of the CBT we get the factorisation

$$1342 = (\emptyset \star \emptyset) \star (\emptyset \star (\emptyset \star \emptyset)). \quad (54)$$

where \emptyset is the 321-avoiding generator (the empty permutation). Comparing this example with the Dyck path example (46) shows clearly the bijection to the Dyck path $uduuudd$ (which can also be obtained by multiply out the product (54) using the Dyck path generator).

Sequence families

If the Catalan object is a sequence, for example frieze patterns \mathbb{F}_{14} , then associating a CBT with the elements of the sequence may not be of much utility as the factorisation process may be sufficiently simple to perform on the sequence itself. For example, for matching brackets (or Dyck words) finding the rightmost bracket matching the last bracket (to the right) is straightforward.

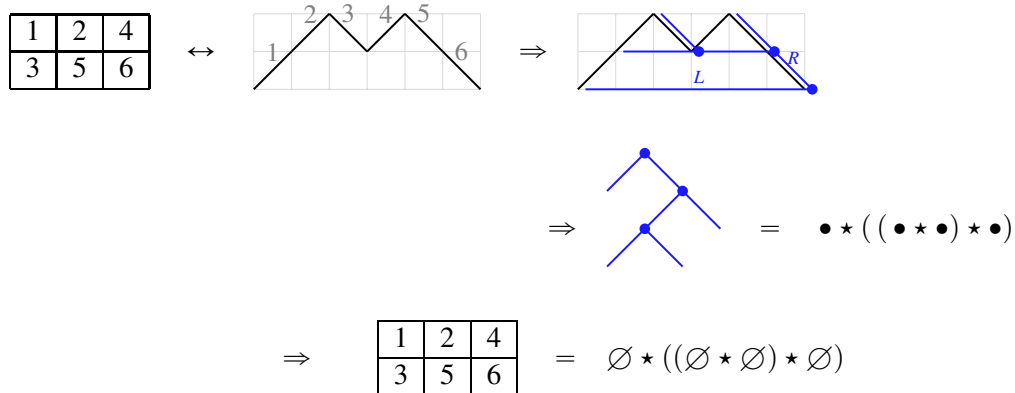
However not all ‘sequence’ families are this easy to factorise. In these cases there may exist a simple version of the universal bijection to some geometric family and then for the geometric family one can construct the CBT embedding and hence obtain the factorisation. Clearly this is the case for matching brackets: biject to Dyck paths and then use the CBT tree embedding (46). A less trivial example is the two row standard tableaux family (\mathbb{F}_{12} in the appendix), considered as a pair of sequences:

$$(\text{top row, bottom row}) = (t_1 \dots t_n, b_1 \dots b_n).$$

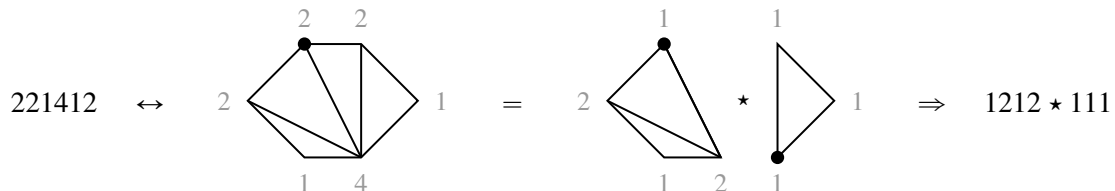
In this case the universal bijection to Dyck paths takes a simple form: the top row indexes the up steps and the bottom row indexes the down steps. Thus the CBT embedding (and hence decomposition) of

1	2	4
3	5	6

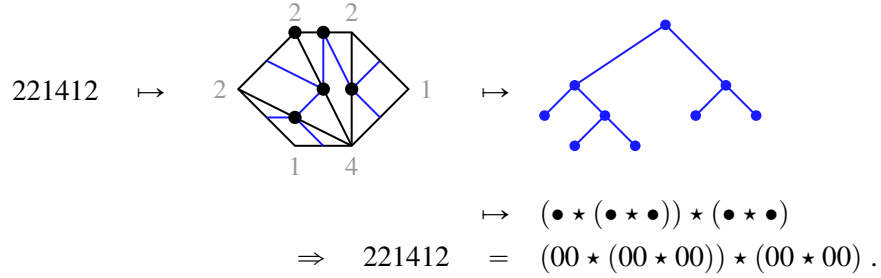
becomes



Another example is frieze sequences. These biject to n -gon triangulations [14]: the frieze sequence is the same as the sequence obtained by a counter clockwise traversal of the polygon noting the degree of each vertex (less one). For example, if only a single level of factorisation is required then using the n -gon triangulation bijection gives



or, for a full decomposition the embedded CBT can be used:



8 Narayana connection

The distribution of the number of right (or left) multiplications by the generator in the decomposition of any element of some Catalan family \mathbb{F}_i is of interest because, as will be shown below, it is given by the Narayana distribution. Let $N_{n,k}$ be the number of elements in \mathcal{W}_ε with norm n and k right multiplications by the generator. The $N_{n,k}$ distribution can also be considered to arise from a map

$$N_r : \mathcal{W}_\varepsilon \rightarrow \mathbb{N}; w \mapsto N_r(w),$$

where $N_r(w)$ is the number of right multiplications by the generator in the infix form of w , then $N_{n,k} = |\{w \in \mathcal{W}_\varepsilon : \|w\| = n, N_r(w) = k\}|$. In the following example the right multiplications by the generator are boxed and the image under N_r is shown:

$$\begin{aligned}
 \varepsilon * (\varepsilon * (\varepsilon * \boxed{\varepsilon})) &\mapsto 1 \\
 (\varepsilon * (\varepsilon * \boxed{\varepsilon})) * \boxed{\varepsilon} &\mapsto 2 \\
 (\varepsilon * \boxed{\varepsilon}) * (\varepsilon * \boxed{\varepsilon}) &\mapsto 2 \\
 \varepsilon * ((\varepsilon * \boxed{\varepsilon}) * \boxed{\varepsilon}) &\mapsto 2 \\
 ((\varepsilon * \boxed{\varepsilon}) * \boxed{\varepsilon}) * \boxed{\varepsilon} &\mapsto 3.
 \end{aligned}$$

Thus $N_{4,1} = 1$, $N_{4,2} = 3$ and $N_{4,3} = 1$. The N_r map on \mathcal{W}_ε is clearly additive over the product, that is, it is an additive morphism:

$$N_r(w_1 * w_2) = N_r(w_1) + N_r(w_2). \quad (55)$$

From the counter-clockwise traversal of a complete binary tree – see Figure 2 – it is clear that right leaves correspond to right multiplications by the generator. Furthermore, from the embedding bijection of complete binary trees into Dyck paths (see (45)) it is clear that peaks in the path (ie. an up step immediately followed by a down step) correspond to right leaves in the tree and hence the number of peaks in a $2n$ step path is also given by $N_{n,k}$. Finally, Narayana showed [20] that the number of $2n$ step paths with k peaks is given by

$$N_{n,k} = \frac{1}{n-1} \binom{n-1}{k} \binom{n-1}{k-1}, \quad 1 \leq k \leq n-1. \quad (56)$$

which tells us that $N_{n,k}$ is the Narayana distribution.

Since the universal map $\Upsilon : \mathbb{F}_i \rightarrow \mathbb{F}_j$ does not change the number of right multiplications the map, N_r is

invariant under the action of Υ , that is, for any pair $w \in \mathbb{F}_i$ and $u \in \mathbb{F}_j$ with $u = \Upsilon(w)$ we have that

$$N_r(w) = N_r(\Upsilon(w)).$$

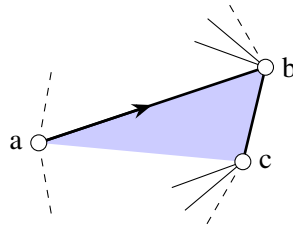
Thus we have the following result.

Proposition 5. *Let (\mathbb{F}_i, \star_i) be a Catalan magma with generator, ε_i , and $\mathbb{F}_{i,n}$ the subset of elements with norm n . Then the number of elements, $N_{n,k}$, in $\mathbb{F}_{i,n}$ whose decomposition has k right multiplications by the generator, is given by the Narayana distribution (56).*

We are interested in knowing whether there is any structure or pattern in the Catalan object that is directly associated with right multiplication and hence will have a Narayana distribution. The previous examples: the right leaves of the complete binary tree and the number of peaks in a Dyck path [21, 22] are two such structures.

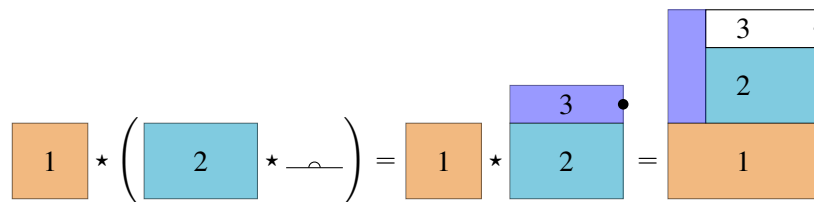
The previous argument connecting peaks in Dyck paths to right multiplications is a specific instance of the following method: if the universal bijection embeds w into $u = \Upsilon(w)$ and we can identify the Narayana structures in w , then their image under the embedding form of Υ will give the corresponding structure in the image object.

Using the embedding of the complete binary tree into a triangulation – illustrated in (49) – shows that the Narayana structure is (schematically),



that is, the polygon edge cb which is defined by the existence of a chord ab that is incident on a node b and adjacent to an earlier (traversing the polygon counter-clockwise from the marked node) node a . Note, the chord ab can also be the polygon edge to the right of the marked vertex.

A related approach is to consider the schematic form of the magma product and to track the effect of a right multiplication. For example, for the Catalan floor plans (\mathbb{F}_{13} in Appendix) a right multiplication by the generator (an edge) results in a rectangle spanning the floor plan (ie. a new row), which upon further multiplication on the left by an arbitrary floor plan, moves the ‘row’ (rectangle 3) to the right hand side of the floor plan, that is,



Multiplication on the right by an arbitrary plan does not change this right alignment. Furthermore, the only way to add a new row is by right multiplication by the generator. Thus the right multiplication rectangle always attaches to the right side of the floor plan at any stage of multiplication which shows that the Narayana structure corresponds to the number of ‘rows’ on the right side of the floor plan.

Other properties of the distribution can be seen in the magma structure. There is an obvious symmetry $k \rightarrow n - k$ obtained algebraically from the binomial identity $\binom{a}{b} = \binom{a}{a-b}$ showing that $N_{n,k} = N_{n,n-k}$. The map $k \rightarrow n - k$ corresponds to reversing the decomposition word (ie. the map defined by (24)) thus replacing right multiplication by a generator by left multiplication by a generator. Thus the number of left generators N_ℓ takes on the ‘complementary’ value $N_\ell(w) = n - N_r(w)$ but has the same distribution $N_{n,\ell}$ where $n = \|w\|$.

9 The symbolic enumeration method and magmatisation

In this section we briefly discuss the relation between single generator Catalan families considered as magmas and the symbolic enumeration method for counting Catalan families. The latter method is explained and illustrated in the book by Flajolet and Sedgewick [23] and used in Goulden and Jackson [24]. Bracketing words are discussed in Comtet [18] and their representation of complete binary trees and polygon triangulations.

The symbolic method is primarily a technique for finding an equation satisfied by the generating function of a combinatorial family and thereby solving the enumeration problem. The generating function equation is obtained by a translation of a “set equation” satisfied by the set of combinatorial objects, \mathbb{S} (or a set in bijection with the objects of the family). The set \mathbb{S} is defined as a solution to a set equation which is an equation containing \mathbb{S} , sets of ‘atomic’ objects $\{z_1, z_2, \dots\}$, disjoint unions $\dot{+}$, Cartesian products \times , markings etc. As will be seen in the examples below, in some sense the atoms “generate” the elements of the combinatorial set but they do not always correspond to the magma generator(s). The symbolic method is well suited to finding the generating function of a *single family* as a large amount of detail can be placed in the elements of \mathbb{S} which then translates directly to a multi-variable generating function.

Different families (with the same generating functions) can have different defining set equations. For example, the set equation for complete binary trees [23] can be written with atoms, $z_1 = \square$ (representing leaves) and $z_2 = \bullet$ (representing internal nodes). The set T , in simple bijection with the trees (assuming trees are defined graphically), satisfies the set equation

$$T = \{\square\} \dot{+} \{\bullet\} \times T \times T \quad (57)$$

and begins

$$T = \{\square, (\bullet, \square, \square), (\bullet, \square, (\bullet, \square, \square)), \dots\} . \quad (58)$$

For Dyck paths there are three atoms $z_1 = \circ$ (representing ‘left’ vertices), $z_2 = /$ (representing up steps) and $z_3 = \backslash$ (representing down steps). The set D , in simple bijection with the set of Dyck paths (assuming paths are defined graphically), satisfies the set equation

$$D = \{\circ\} \dot{+} D \times \{/ \} \times D \times \{\backslash\} \quad (59)$$

and begins

$$D = \{\circ, (\circ, /, \circ, \backslash), (\circ, /, (\circ, /, \circ, \backslash), \backslash), \dots\} . \quad (60)$$

A given family can be associated with several different set equations, each equation defining a slightly different combinatorial set. For example, complete binary trees can equally well be associated with the set equation

$$T' = \{\square\} \dot{+} T' \times \{\bullet\} \times T' \quad (61)$$

with

$$T' = \{\square, (\square, \bullet, \square), (\square, \bullet, (\square, \bullet, \square)), \dots\} \quad (62)$$

Clearly, in this case, there is a simple bijection relating T and T' . Because of this type of flexibility, the symbolic enumeration method can result in many different (but similar) symbolic expressions representing the *same* combinatorial family and thus bijecting one Catalan family to another using the elements defined by the associated set equation becomes sensitive to the precise details of the set equation.

The situation with a magma is different – it is an algebraic structure. It *assumes* there exists a base set and then defines a product map on top of the base set. Furthermore, there is a natural notion of maps *between* magmas (the morphisms). The magma product map then determines the properties (is it free?, what are the irreducible elements? etc.). The morphisms give us relations between different families ie. recursive bijections. In the single generator Catalan case, each family is an isomorphic concrete representation of the set of elements of an algebraic structure (a free magma generated by a single element of the base set). The standard form of the symbolic method lacks the notion of irreducible elements (the ‘atoms’ may or may not be magma generators) and of morphisms (constraining the maps *between* families with the same generating functions).

It is however constructive to think of the set equations arising in the symbolic method as equations that define the elements of the base set. One can then place a product structure on top of this base set. For example, for complete binary trees, rather than starting with a graphical definition of the base set (and hence define the product as with \mathbb{F}_4), we can start with the base set defined by the set equation, (57), then define a product $\star_1 : T \times T \rightarrow T$ as

$$t_1 \star_1 t_2 = (\bullet, t_1, t_2) \quad \text{for all } t_1, t_2 \in T$$

and define the norm as the number of \square 's in the element. Then the pair (T, \star_1) is a Catalan magma (proved by showing Theorem 1 is satisfied) with generator \square (the only irreducible element in T). Thus in this case one of the atoms is the generator whilst the other is part of the construction defining the elements of the base set.

Similarly, for the Dyck path example with base set D given by (60), a possible product is

$$d_1 \star_2 d_2 = (d_1, /, d_2, \backslash)$$

with norm defined as the number of \circ 's in the element. Then the pair (D, \star_2) is a Catalan magma with generator \circ (the only irreducible element in D), again, the two other atoms $/$ and \backslash are not generators but only part of the definition of the base set. Clearly in both these examples the definition of the products is closely related to the Cartesian product in the set equations as both are related to the recursive structure of the family.

By adding products to the base sets defined by the symbolic method (and proving they are Catalan magmas) they have been effectively “magnetised”. The notion of an isomorphism between them is now well defined and can be used to define bijections between the base sets. For example, using T and D the universal bijection, Definition 8, gives,

$$(\bullet, \square, (\bullet, \square, \square)) = \square \star_1 (\square \star_1 \square) \quad \mapsto \quad \circ \star_2 (\circ \star_2 \circ) = (\circ, /, (\circ, /, \circ, \backslash), \backslash) \quad (63)$$

thus $(\bullet, \square, (\bullet, \square, \square))$ bijects to $(\circ, /, (\circ, /, \circ, \backslash), \backslash)$ as expected.

Note, changing the details of the complete binary tree set equation eg. (57) to (61), changes the product definition in a minor way – it becomes $t_1 \star_1 t_2 = (t_1, \bullet, t_2)$ – and similarly changes the details of the bijection (63) in a minor way (note, the form of the left element changes to $(\square, \bullet, (\square, \bullet, \square))$).

In the set equations (57) and (59) the base set only appears twice in each Cartesian product. In other applications of the symbolic method higher order Cartesian products occur as well as other set constructions. It is of interest to see how the ideas associated with free magmas carry across to these cases. Some progress with this generalisation has been made in [8] where a unary map is added in addition to a product map to study Motzkin and Schröder families.

10 Acknowledgement

I would like to thank the Australian Research Council (ARC) and the Centre of Excellence for Mathematics and Statistics of Complex Systems (MASCOS) for financial support. I would also like to acknowledge the contributions of A. Alvey-Price, V. Chockalingam and N. Mahony. I would also like to thank V. Vatter for useful feedback and finally, X. Viennot who introduced me to Catalan numbers many years ago.

11 Appendix

In this appendix we list several Catalan families and a list of information defining their magma structure.

We use the convention of Stanley [2, 4] of giving a brief description of the family followed by the list of the five objects with norm four. If the problem (or trivially equivalent) occurs in [4] then it is referenced in the section header.

For each family the following information is itemised:

- The generator of the magma.
 - It is not strictly necessary to define exactly what ε maps to, so long as the left and right multiplication by ε is defined (and the element $\varepsilon \star \varepsilon$).
- A schematic definition of the product.
 - We will use the same symbol, \star for the product for every family, but of course, the product is different in each case, so strictly a different product symbol should be used in each case.
- Norm.
 - In all cases the norm of the generator is one: $\|\varepsilon\| = 1$. This, together with the additive property (see Definition 4) defines the norm of every object. However, the norm will map to a conventional or convenient parameter associated with the objects in each particular family. This correspondence is stated here.
- Examples of the product.
 - Products where the LHS or RHS is a generator can be poorly defined when using only the schematic diagram. An alternative way to define the product is to consider each case separately as illustrated in the binary tree family \mathbb{F}_4 . However, doing this in every family can obscure the simplicity of the general case product, thus we clarify the product when one side is a generator by giving examples. For several of the examples the geometry (if appropriate) associated with the generator is emphasised as is the product geometry.

Given the above data for any family it is then possible to biject any object of one family to its image in another family using the universal bijection (22).

Catalan Families

- \mathbb{F}_1 – Cartesian magma
- \mathbb{F}_2 – Matching brackets and Dyck words
- \mathbb{F}_3 – Non-crossing chords - the circular form of nested matchings
- \mathbb{F}_4 – Complete Binary Trees and Binary Trees
- \mathbb{F}_9 – Planar Trees
- \mathbb{F}_6 – Nested matchings or Link Diagrams
- \mathbb{F}_7 – Non-crossing partitions
- \mathbb{F}_8 – Dyck paths
- \mathbb{F}_9 – Polygon triangulations
- \mathbb{F}_{10} – 321-avoiding permutations
- \mathbb{F}_{11} – Staircase polygons
- \mathbb{F}_{12} – Two row standard tableaux
- \mathbb{F}_{13} – Floor Plans
- \mathbb{F}_{14} – Frieze Patterns

\mathbb{F}_1 : Cartesian magma

The single generator Cartesian magma is the set of nested 2-tuples defined in Definition 7 with $X = \{\epsilon\}$.

$$(\epsilon, (\epsilon, (\epsilon, \epsilon))), \quad ((\epsilon, (\epsilon, \epsilon)), \epsilon), \quad (\epsilon, ((\epsilon, \epsilon), \epsilon)), \quad (((\epsilon, \epsilon), \epsilon), \epsilon), \quad ((\epsilon, \epsilon), (\epsilon, \epsilon)).$$

- Generator: The symbol ϵ .
- Product: $m_1 \star m_2 = (m_1, m_2)$.
- Norm: Number of occurrences of ϵ in the nested 2-tuple.
- Examples:

$$\epsilon \star \epsilon = (\epsilon, \epsilon)$$

$$(\epsilon, \epsilon) \star \epsilon = ((\epsilon, \epsilon), \epsilon)$$

$$\epsilon \star (\epsilon, \epsilon) = (\epsilon, (\epsilon, \epsilon))$$

Note, the product is as close to syntactic concatenation of m_1 and m_2 as possible.

\mathbb{F}_2 : **Matching brackets and Dyck words (Ex77, 211 of [4])**

A language in the alphabet containing the two symbols { and } (or x and \bar{x} for Dyck words), such that there is an equal number of left as right brackets and the brackets match “pairwise” (ie. every prefix of the word contains no more right brackets than left).

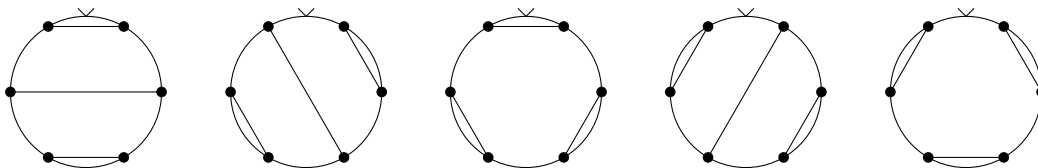
{}{}{} {}{} {{{}} {}{} {}{}{}

- Generator: $\varepsilon = \emptyset$ (ie. the empty word)
- Product: $b_1 \star b_2 = b_1\{b_2\}$ ie. word concatenation (and add two brackets).
- Norm = (Half the number of brackets) + 1.
- Examples:

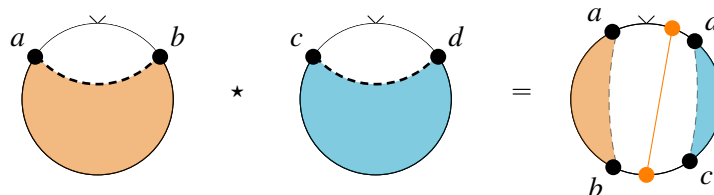
$$\begin{aligned} \emptyset \star \emptyset &= \{\} \\ \{\} \star \emptyset &= \{\}\{\} \\ \emptyset \star \{\} &= \{\}\{\} \\ \{\} \star \{\} &= \{\}\{\}\{\} \end{aligned}$$

\mathbb{F}_3 : **Non-crossing chords – the circular form of nested matchings (Ex59 of [4])**

A circle with $2n$ nodes and one marked segment of the circumference. Each node is joined to exactly one other node by a chord such that the chords do not intersect.

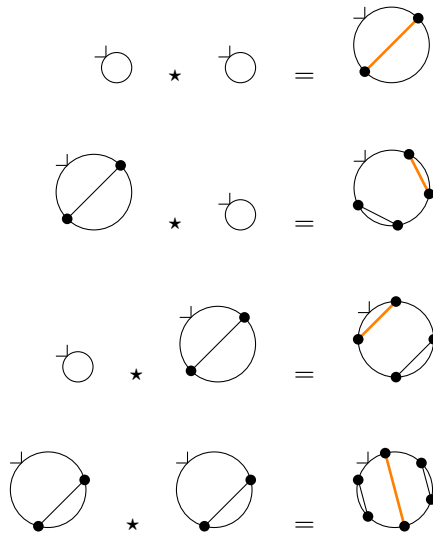


- Generator: $\varepsilon = \circ$
- Product:



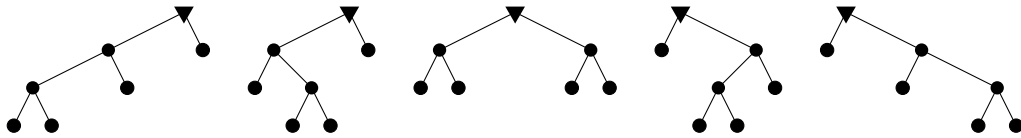
- Norm = (Number of chords) + 1

- Examples:

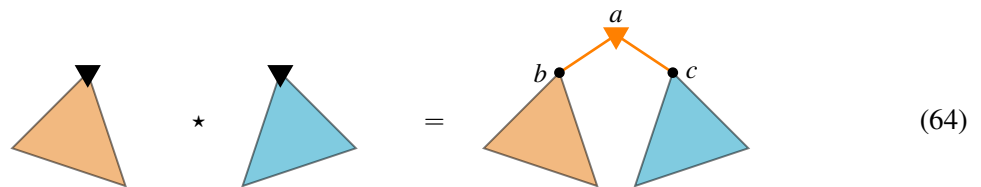


\mathbb{F}_4 : Complete binary trees and binary trees (Ex 4, 5 of [4])

Binary trees are trivially related to complete binary trees: just delete the leaves. The root of a complete binary tree is denoted by a triangle, the internal nodes with solid circles and the leaves with white circles.

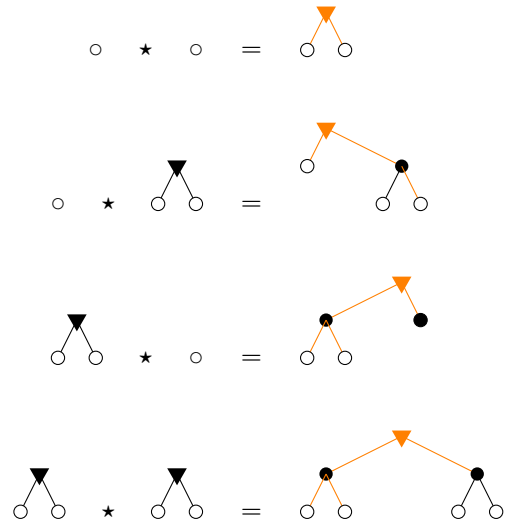


- Generator: $\varepsilon = \circ$ (a leaf).
- Product[12]:



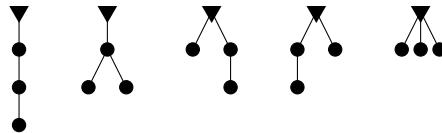
- Norm = Number of leaves.

- Examples:

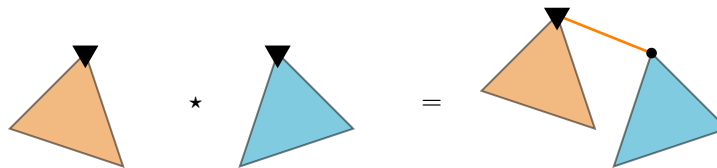


\mathbb{F}_5 : Planar trees (Ex6, of [4])

A graph with a marked vertex (the root) and no cycles (ie. a unique path from the root to every leaf (degree one vertex)). The planar tree is conventionally drawn with the root at the top.

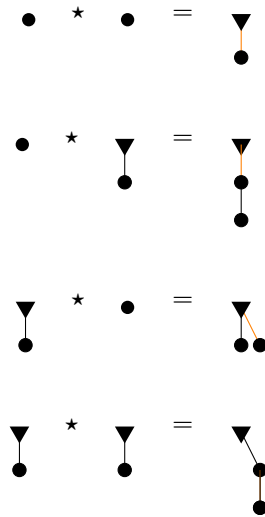


- Generator: $\varepsilon = \bullet$ (ie. a non-root node).
- Product:



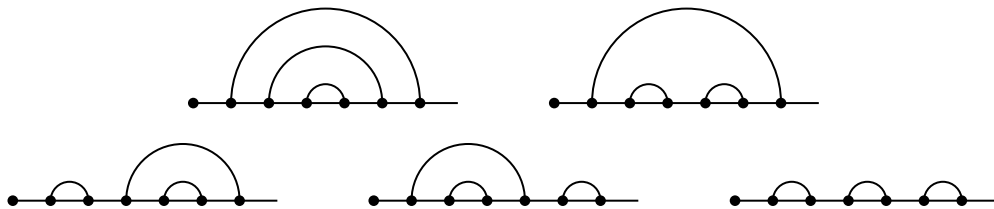
- Norm = Number of non-root nodes.

- Examples:



\mathbb{F}_6 : **Nested matchings or link diagrams (Ex61 of [4])**

A line of $2n$ nodes with the last not drawn (ie. is drawn as a point). connected pairwise by $n - 1$ links such that the arcs representing the links (always drawn above the line) do not intersect. Note, conventionally the first and last nodes are drawn, but omitting the last simplifies the product definition.



- Generator: $\varepsilon = \bullet \text{---}$

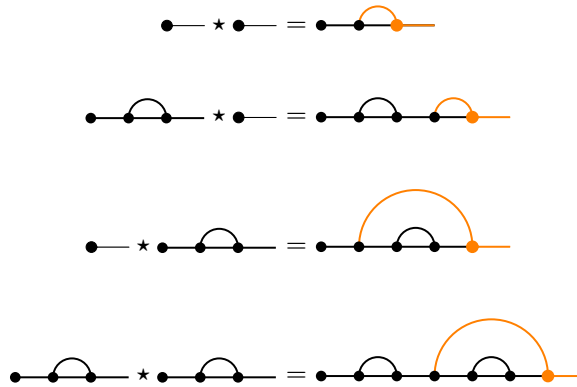
- Product:

$$\begin{array}{c}
 \bullet \text{---} \text{---} \text{---} \text{---} \text{---} \text{---} \\
 \text{a} \quad \text{b}
 \end{array}
 *
 \begin{array}{c}
 \bullet \text{---} \text{---} \text{---} \text{---} \text{---} \text{---} \\
 \text{c} \quad \text{d}
 \end{array}
 =
 \begin{array}{c}
 \bullet \text{---} \text{---} \text{---} \text{---} \text{---} \text{---} \\
 \text{a} \quad \text{bc} \quad \text{d} \quad \text{e}
 \end{array}
 \tag{65}$$

Nodes b and c become a single node.

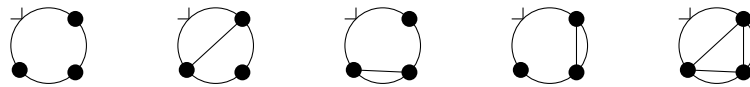
- Norm = (Number of links) + 1 = Half the number of nodes.

- Examples:



\mathbb{F}_7 : **Non-crossing partitions (Ex159 of [4])**

A partition of $\{1, 2, \dots, n\}$ is non-crossing if whenever four elements, $1 \leq a < b < c < d \leq n$, are such that a, c are in the same block and b, d are in the same block, then the two blocks coincide [25]. We will use the marked circular representation of the partitions. The five non-crossing partitions with for $n = 3$ are:

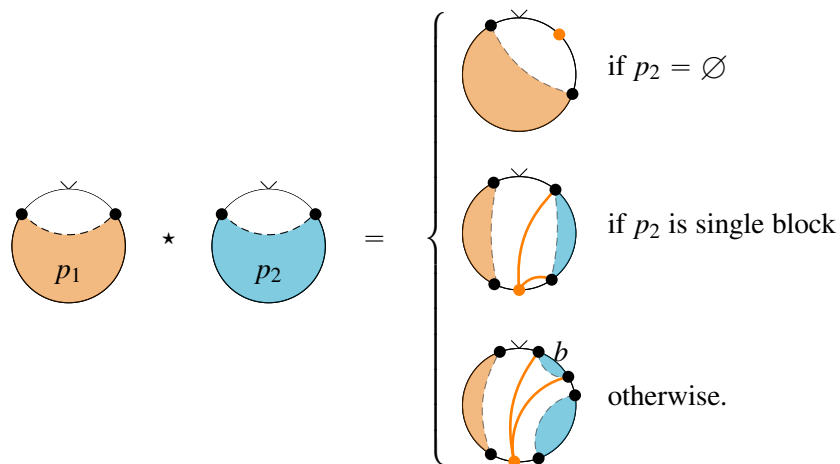


To convert to a partition of $\{1, 2, \dots, n\}$ assume the nodes are enumerated *anti-clockwise* from the mark. Nodes joined by a chord are in the same block of the partition.

- Generator: $\varepsilon = \circlearrowleft$ (a circle with no nodes).

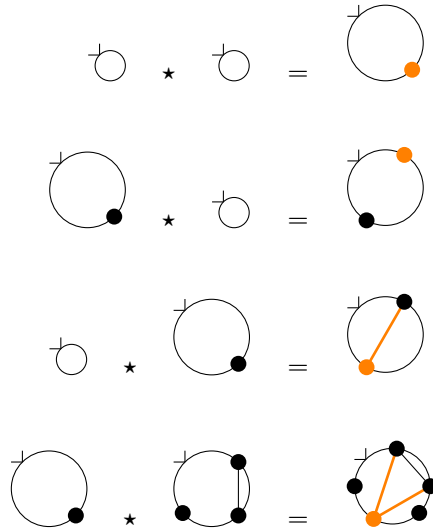
In a general non-crossing partition the i^{th} generator is the arc between node $i - 1$ and i (nodes labelled anti-clockwise). The arc between the last node and the mark is not a generator.

- Product:



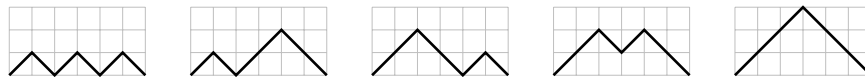
In the last case b is the block in p_2 containing the last (reading anti-clockwise) node. In the second and last cases if the last block is a single node then there is only a single product (orange) line.

- Norm = (Number of nodes) + 1
- Examples:

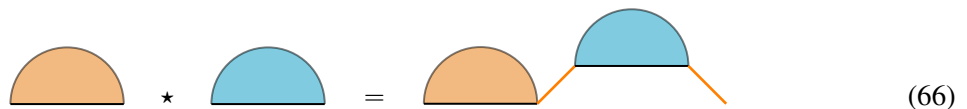


\mathbb{F}_8 : Dyck paths (Ex30 of [4])

A Dyck path is a sequence of $2n$ steps: n ‘up’ steps and n ‘down’ steps such that the path starts and ends at the same height and does not step below the height of the leftmost vertex. There are five paths with six steps.



- Generator: $\varepsilon = \circ$ (a vertex).
- Product:



- Norm = (Number of up steps) + 1.
- Examples:

$$\circ \star \circ = \text{triangle with orange chord}$$

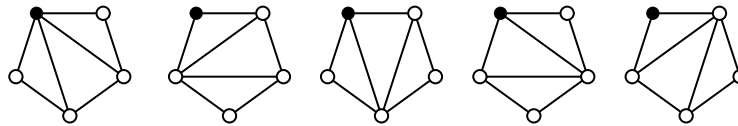
$$\circ \star \text{triangle} = \text{rectangle with orange chord}$$

$$\text{triangle} \star \circ = \text{rectangle with orange chord}$$

$$\text{triangle} \star \text{triangle} = \text{rectangle with orange chord}$$

\mathbb{F}_9 : Polygon triangulations (Ex1 of [4]), [9]

A triangulated n -gon is a partition of an n sided polygon into $n - 2$ triangles by means of $n - 3$ non-crossing chords. There are five triangulations of a 5-gon:



The marked node is used in the product definition.

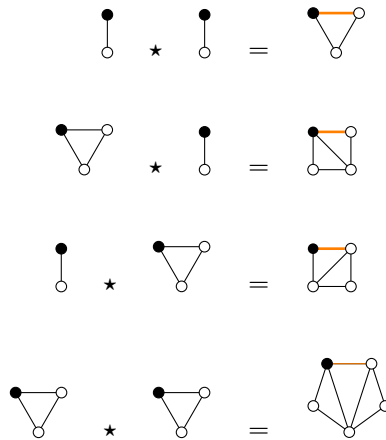
- Generator $\epsilon = \text{node with vertical line}$

- Product:

(67)

where nodes b and c are merged. This concatenation of triangulations appears in [14] in connection with frieze patterns - F_{14} .

- Norm = (Number of triangles) + 1
- Examples:

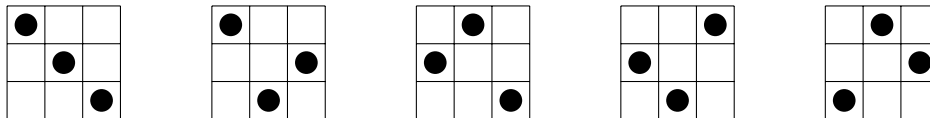


\mathbb{F}_{10} : **321-avoiding permutations (Ex115 of [4])**

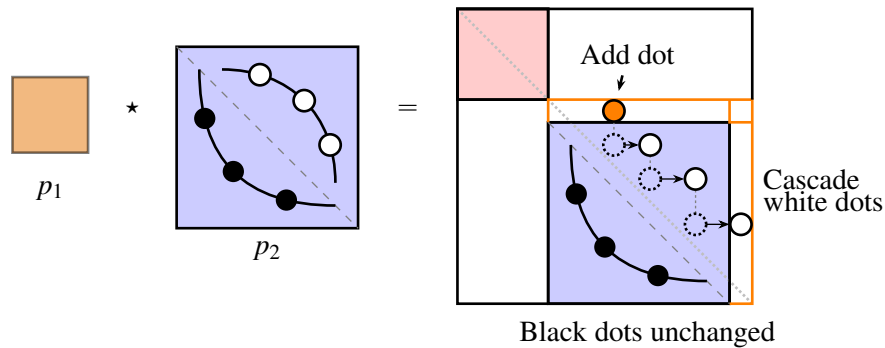
A permutation $\sigma = \sigma_1 \dots \sigma_n$ of $\{1, \dots, n\}$ is called a 321-avoiding permutation if it does not contain the triple $\sigma_k < \sigma_j < \sigma_i$ when $i < j < k$. The five 321-avoiding permutations of 123 are

123, 132, 213, 312, 231,

and as Rothe diagrams [26] (row i has a dot in column σ_i – rows are labelled from the top):



- Generator: $\varepsilon = \emptyset$ (the empty permutation).
- Product: The dots of a 321-avoiding permutation can be partitioned into two subsets: 1) those on or below the diagonal – called “black dots” and 2) those above the diagonal – called “white dots”. The product of two permutations p_1 and p_2 is illustrated schematically below:



The permutation $p_1 \star p_2$ is defined as follows (referring the the diagram above):

1. The permutations p_1 and (a modified) p_2 are placed on the diagonal of the new permutation (as illustrated above).
2. The dots of p_1 are unchanged.
3. The black dots of p_2 are unchanged.
4. A new row is inserted between p_1 and p_2 and a new column is added on the right.
5. Assume $p_2 = \sigma_1 \dots \sigma_n$ and p_2 contains k white dots. Label the rows and columns of p_2 , $1, \dots, n$ where cell $(0, 0)$ is in the north-west corner.
 - Case $k = 0$: A new dot is added at the intersection of the new row and new column.
 - Case: $k > 0$: The white dots of p_2 are “cascaded” to the right as follows:
 - (a) Let the white dots have have row-column labels:

$$(i_1, \sigma_{i_1}), (i_2, \sigma_{i_2}), \dots, (i_k, \sigma_{i_k})$$

with $i_1 < i_2 < \dots < i_k$.

- (b) The “cascade” process moves all the white dots to the right as follows:
 - * For all dots in rows i_1 to i_{k-1} move dot $(i_\alpha, \sigma_{i_\alpha})$ to $(i_\alpha, \sigma_{i_{\alpha+1}})$ (ie. same row but column of next white dot).
 - * Move white dot at (i_k, σ_{i_k}) to a cell in the same row but in the new right column..

- Norm = (number of dots) + 1

- Examples:

$$\emptyset \star \emptyset = \begin{array}{|c|} \hline \bullet \\ \hline \end{array}$$

$$\emptyset \star \begin{array}{|c|} \hline \bullet \\ \hline \end{array} = \begin{array}{|c|c|} \hline \bullet & \\ \hline & \bullet \\ \hline \end{array}$$

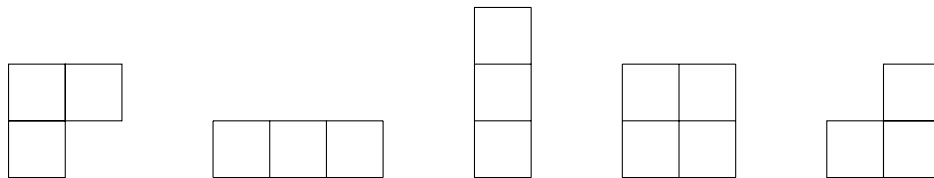
$$\begin{array}{|c|} \hline \bullet \\ \hline \end{array} \star \emptyset = \begin{array}{|c|c|} \hline & \bullet \\ \hline \bullet & \\ \hline \end{array}$$

$$\begin{array}{|c|} \hline \bullet \\ \hline \end{array} \star \begin{array}{|c|} \hline \bullet \\ \hline \end{array} = \begin{array}{|c|c|c|} \hline \bullet & & \\ \hline & \bullet & \\ \hline & & \bullet \\ \hline \end{array}$$

$$\emptyset \star \begin{array}{|c|c|c|c|c|} \hline & & & & \\ \hline & \bullet & & & \\ \hline & & \circ & & \\ \hline & & & \circ & \\ \hline & & & & \circ \\ \hline & & & & \\ \hline \end{array} = \begin{array}{|c|c|c|c|c|} \hline & & & & \\ \hline & & & & \\ \hline & \bullet & & \circ & \\ \hline & & \circ & \circ & \\ \hline & & & \circ & \\ \hline & & & & \circ \\ \hline & & & & \\ \hline \end{array}$$

\mathbb{F}_{11} : Staircase polygons or parallelogram polyominoes (Ex57 of [4])

A pair of n step binomial paths (a sequence of vertical and horizontal steps) which: 1) do not intersect (ie. have no vertices in common) except for the first and last vertex and 2) start and end at the same position.



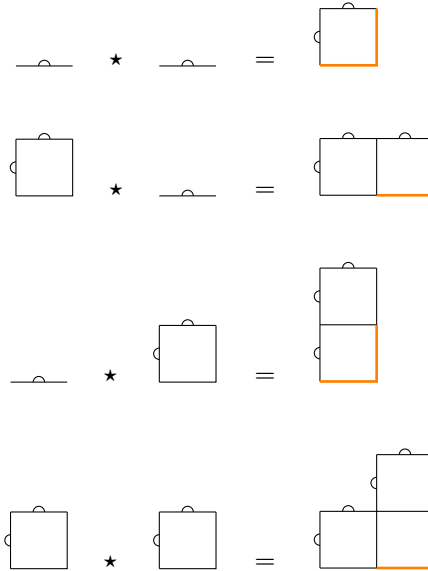
- Generator $\varepsilon = \frown$ (an edge). The mark (half circle) is used to highlight the location of the generators in the polygon.

- Product:

$$\begin{array}{|c|} \hline \text{Red Polygon} \\ \hline \end{array} \star \begin{array}{|c|} \hline \text{Blue Polygon} \\ \hline \end{array} = \begin{array}{|c|} \hline \text{Product Polygon} \\ \hline \end{array} \quad (68)$$

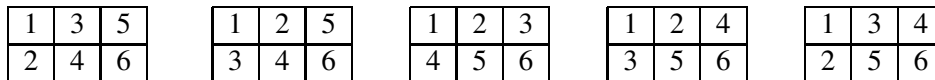
with the convention that if the left factor is empty then the generator edge is rotated vertically. The orange edges signify that a single cell is added below each column of the right factor.

- Norm = Number of steps in either binomial path with $||\text{---}\frown|| = 1$.
- Examples:

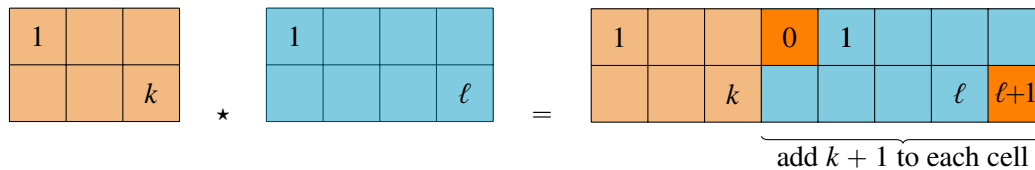


\mathbb{F}_{12} : **Two row standard tableaux (Ex168 of [4])**

Two rows of n square cells. The cells contain the integers 1 to $2n$. Each integer occurs exactly once and the integers increase left to right along each row and increase down each column.



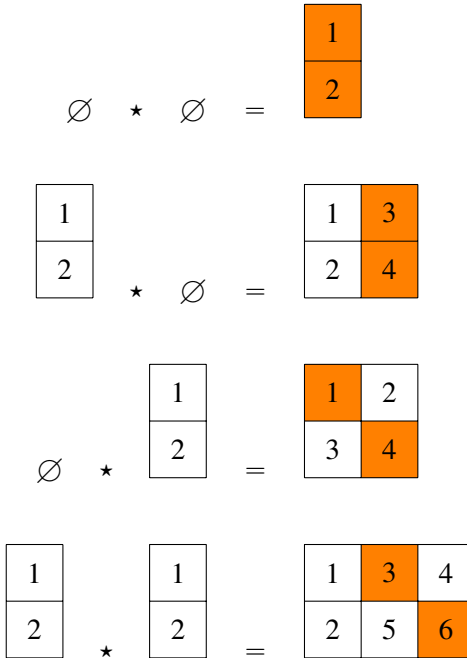
- Generator: $\varepsilon = \emptyset$ (the empty tableau: no column).
- Product:



If the left tableau is empty take $k = 0$ and if the right tableau is empty take $\ell = 0$.


- Norm = (Number of columns) + 1

- Examples:

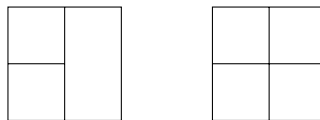


\mathbb{F}_{13} : Catalan floor plans [6]

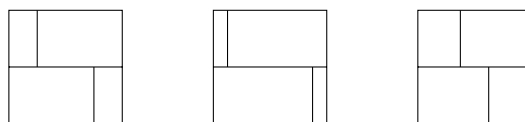
Catalan floor plans are equivalence classes of rectangles containing rectangles. A size n floor plan rectangle contains n non-nested rectangles – called the ‘rooms’ of the plan. The rooms are constrained by the junctions between the interior walls. Junctions of the two forms



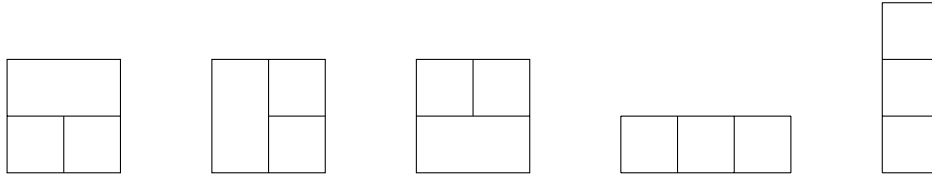
are forbidden. For example, the following are forbidden floor plans



Any two floor plans are equivalent if one can be obtained from another by sequences of wall “slidings”: a horizontal (respec. vertical) wall can be moved up or down (respec. left or right) so long as it does not pass over or coincide with any other wall (or result in one of the forbidden junctions). For example the following are all equivalent.

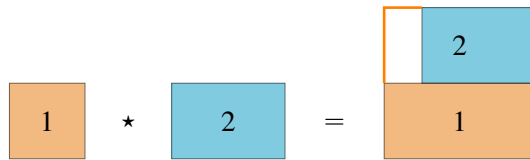


The rectangular shape of the outer wall rectangle is irrelevant.
 Thus the five Catalan floor plans with three rooms are:



- Generator: $\varepsilon = \text{---} \cup \text{---}$ (an edge). The mark (half circle) is used to highlight the location of the generators in the floor plan.

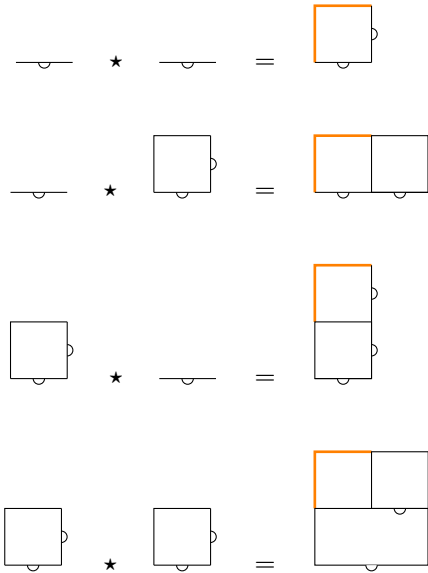
- Product:



Thus, first add a new column (the product geometry) spanning the left side of f_2 , then scale f_1 to fit beneath. If f_1 or f_2 are generators then we use the convention that if $f_1 = \varepsilon$ then the edge is scaled to fit the width of f_2 above and if $f_2 = \varepsilon$ then the edge is rotated vertically.

- Norm = (Number of rectangles) + 1

- Examples:



\mathbb{F}_{14} : Frieze patterns (Ex197 of [4]): [14, 27]

Positive integer sequences a_1, a_2, \dots, a_n which generate an infinite array by periodically translating the $n - 1$ row rhombus (first and last row all 1's),

$$\begin{array}{cccccccc}
 \dots & 1 & & 1 & & \dots & & 1 & & \dots \\
 & \dots & a_1 & & a_2 & & \dots & & a_n & & \dots \\
 & & \dots & b_1 & & b_2 & & \dots & & b_n & & \dots \\
 & & & & \ddots & & & & & & \ddots & \\
 & & & \dots & r_1 & & r_2 & & \dots & & r_n & & \dots \\
 & & & & \dots & 1 & & 1 & & \dots & & 1 & & \dots
 \end{array} \tag{69}$$

to the left and right . The values of the sequences in rows three to the second last row are fixed by requiring that any quadrangle

$$\begin{array}{ccc}
 & r & \\
 s & & t \\
 & u &
 \end{array} \tag{70}$$

of four neighbouring entries satisfies the ‘unimodular’ property: $st - ru = 1$. The unimodular quadrangles can always be iterated downwards, the constraint on the a_i 's is that row $n - 1$ must all be 1's.

For $n = 5$ there are only five sequences which satisfy the above constraint:

$$12213, \quad 22131, \quad 21312, \quad 13122, \quad 31221. \tag{71}$$

The sequence 12213 defines the four row frieze pattern:

$$\begin{array}{cccccc}
 & 1 & 1 & 1 & 1 & 1 \\
 & & 1 & 2 & 2 & 1 & 3 \\
 \cdots & & & 1 & 3 & 1 & 2 & 2 & \cdots \\
 & & & & 1 & 1 & 1 & 1 & 1
 \end{array} \tag{72}$$

• Generator: $\varepsilon = 00$.

• Product⁸

$$a_1, a_2, \dots, a_n \star b_1, b_2, \dots, b_m = c_1, c_2, \dots, c_{n+m-1}$$

where

$$c_i = \begin{cases} a_1 + 1 & i = 1 \\ a_i & 1 < i < n \\ a_n + b_1 + 1 & i = n \\ b_i & n < i < n + m - 1 \\ b_m + 1 & i = n + m - 1 \end{cases} \tag{73}$$

• Norm = (Length of sequence) - 1

• Examples:

$$\begin{aligned}
 00 \star 00 &= 111 \\
 00 \star 111 &= 1212 \\
 111 \star 00 &= 2121 \\
 111 \star 111 &= 21312
 \end{aligned}$$

⁸This result appears in [14] as a way of generating new patterns from old and is a consequence of the bijection to triangulations of n -gons - \mathbb{F}_9 .

References

- [1] N. J. A. Sloane. The On-Line Encyclopedia of Integer Sequences, Catalan numbers: A000108. <https://oeis.org/A000108>.
- [2] R. Stanley. *Enumerative Combinatorics*, volume 2 of *Cambridge Studies in Advanced Mathematics* 62. Cambridge University Press, 1999.
- [3] T. Koshy. *Catalan Numbers with Applications*. Oxford University Press, 2009.
- [4] Richard Stanley. *Catalan numbers*. Cambridge University Press, 2015.
- [5] H. W. Gould. *Bell and Catalan Numbers: A Research Bibliography of Two Special Number Sequences*. 2011.
- [6] N. R. Beaton, M. Bouvel, V. Guerrini, and S. Rinaldi. Slicings of parallelogram polyominoes: Catalan, Schröder, Baxter, and other sequences. *To appear in Electronic Journal of Combinatorics*, 2019.
- [7] J. A. Segner. Enumeratio modorum quibus figurae planae. *Novi Comment. Acad. Sci. Imp. Petropol.*, 7:203–210, 1761.
- [8] R. Brak and N. Mahony. Free magmas for Motzkin and Schröder families, 2019.
- [9] T. Motzkin. Relations between hypersurface cross ratios, and a combinatorial formula for partitions of a polygon, for permanent preponderance, and for non-associative products. *Bull. Amer. Math. Soc.*, 54:352–360, 1948.
- [10] R. A. Sulanke. Bijective recurrences concerning Schröder paths. *Electronic Journal of Combinatorics*, 5(R47), 1998.
- [11] N. Bourbaki. *Algebra*. Springer-Verlag Berlin Heidelberg, English translation by Cohn and Howie edition, 1981.
- [12] L. Loday and B. Vallette. *Algebraic Operads*. Springer-Verlag Berlin Heidelberg, 2012.
- [13] N. J. A. Sloane. The On-Line Encyclopedia of Integer Sequences, Catalan numbers: A025225 and A025226. <https://oeis.org/A000108>.
- [14] J. H. Conway and H. S. M. Coxeter. Triangulated polygons and frieze patterns. *The Mathematical Gazette*, 57(400):87–9, 1973.
- [15] W.G. Brown. Enumeration of triangulations of the disk. *Proc. Lond. Math. Soc.*, 14:746–768, 1964.
- [16] D. Knuth. Three catalan bijections. Mittag Leffler Institute and Stanford University Report, 2005.
- [17] M. Delest and G. Viennot. Algebraic languages and polyominoe enumeration. *Theo. Comp. Sc.*, 34:169–2068, 1984.
- [18] L. Comtet. *Advanced Combinatorics*. Kluwer Academic Publishers-Plenum Publishers, 1974.
- [19] D. Rotem. On a correspondence between binary trees and a certain type of permutations. *Information processing letters*, 4:58–61, 1975.

- [20] T. V. Narayana. A partial order and its application to probability theory. *Sankhya*, 21:91–98, 1959.
- [21] R. A. Sulanke. Catalan path statistics having the Narayana distribution. *Discrete Mathematics*, 180:369–389, 1998.
- [22] R. A. Sulanke. The Narayana distribution. *J. Statist. Plann. Inference*, 101:311–326, 2002.
- [23] P. Flajolet and R. Sedgewick. *Analytic combinatorics: Symbolic combinatorics*, 2001.
- [24] P. Goulden and D. M. Jackson. *Combinatorial Enumeration*. John Wiley and Sons, 1983.
- [25] R. Simion. Non-crossing partitions. *Discrete Mathematics*, 217:367–409, 2000.
- [26] H. A. Rothe. *Sammlung Combinatorisch-Analytischer Abhandlungen*, volume 2, pages 263–305. 1800.
- [27] J. W. Moon and L. Moser. Triangular dissections of n-gons. *Can. math. Bull.*, 6:175–178, 1963.