

Perfect optical nonreciprocity in a double-cavity optomechanical system

Xiao-Bo Yan,^{1,*} He-Lin Lu,² Feng Gao,³ and Liu Yang^{4,†}

¹*College of Electronic Science, Northeast Petroleum University, Daqing 163318, China*

²*Department of Physics, Yunnan Minzu University, Kunming 650500, China*

³*College of Science, Shenyang Aerospace University, Shenyang 110136, China*

⁴*College of Automation, Harbin Engineering University, Harbin 150001, China*

(Dated: September 12, 2019)

Nonreciprocal devices are indispensable for building quantum networks and ubiquitous in modern communication technology. Here, we propose to take advantage of the interference between optomechanical interaction and linearly-coupled interaction to realize optical nonreciprocal transmission in a double-cavity optomechanical system. Particularly, we have derived essential conditions for perfect optical nonreciprocity and analysed properties of the optical nonreciprocal transmission. These results can be used to control optical transmission in quantum information processing.

PACS numbers: 42.65.Yj, 03.65.Ta, 42.50.Wk

I. INTRODUCTION

Nonreciprocal optical devices, such as isolators and circulators, allow transmission of signals to exhibit different characteristics if source and observer are interchanged. They are essential to several applications in quantum signal processing and communication, as they can suppress spurious modes and unwanted signals [1]. For example, they can protect devices from noise emanating from read-out electronics in quantum superconducting circuits. To violate reciprocity and obtain asymmetric transmission, breaking time-reversal symmetry is required in any such device. Traditionally, nonreciprocal transmission has relied on applied magnetic bias fields to break time-reversal symmetry and Lorentz reciprocity [2, 3]. These conventional devices are typically bulky and incompatible with ultra-low loss superconducting circuits. Many alternative methods recently have been proposed to replace conventional nonreciprocal schemes, such as usage of coupled-mode systems [4, 5], Brillouin scattering [6], and spatiotemporal modulation of the refractive index [7]. These schemes are particularly promising because they can be integrated on-chip with existing superconducting technology.

In recent years, the rapidly growing field of cavity optomechanics [8–10], where optical fields and mechanical resonators are coupled through radiation pressure, has shown promising potential for applications in quantum information processing and communication. So far, many interesting quantum phenomena have been studied in this field, such as mechanical ground-state cooling [11–13], optomechanically induced transparency [14–20], entanglement [21–28], nonlinear effects [29, 30], and coherent perfect absorption [31–33]. Very recently, it has been realized that optomechanical coupling can lead to nonreciprocal transmission and optical isolation. In Refs.

[34–38], nonreciprocal optical responses are theoretically predicted through optomechanical interactions, and nonreciprocal transmission spectra were recently observed in Refs. [39–45]. In Refs. [46–49], it was recognized that the mechanically-mediated quantum-state transfer between two cavity modes can be made nonreciprocal with suitable optical driving. In Ref. [50], nonreciprocal quantum-limited amplification of microwave signals has been proposed in an optomechanical system. Besides, in Refs. [51, 52], phonon circulators and thermal diodes are theoretically predicted through optomechanical coupling. In most of these references, perfect optical nonreciprocity can be achieved under the conditions of equal damping rate (mechanical damping rate γ is equal to cavity damping rate κ) or nonreciprocal phase difference $\theta = \pm \frac{\pi}{2}$.

Here, we show that perfect optical nonreciprocity can be achieved under more general conditions, using the example of a double-cavity system in Fig. 1. This setup has been realized in several recent experiments [53–55], and quantum nonlinearity [56] has been theoretically studied in this setup. With this simple model, we can easily capture the essential mechanisms about nonreciprocity, i.e., quantum interference of signal transmission between two possible paths corresponding to two interactions (optomechanical interaction and linearly-coupled interaction). From the expressions of output fields, we derive essential conditions to achieve perfect optical non-

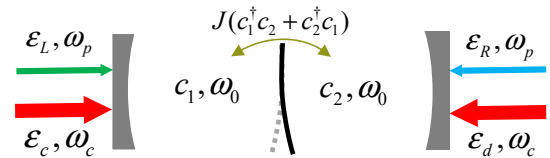


FIG. 1: A double-cavity optomechanical system with a mechanical resonator interacted with two cavities. Two strong coupling fields (probe fields) with amplitudes ε_c and ε_d (ε_L and ε_R) are used to drive the system from the left and right fixed mirror respectively. Meanwhile, the two cavities are linearly coupled to each other with coupling strength J .

*Electronic address: xiaoboyan@126.com

†Electronic address: lyang@hrbeu.edu.cn

reciprocity, and find some interesting results. One of them is that mechanical decay rate does not influence the appearance of perfect optical nonreciprocity, which means perfect optical nonreciprocity can still occur in the realistic parameter regime ($\gamma \ll \kappa$) in cavity optomechanics. Another interesting result is that perfect optical nonreciprocity can be achieved with any phase difference θ ($\theta \neq 0, \pi$) as long as rotating wave approximation is valid. We believe the results of this paper can be used to control optical transmission in modern communication technology.

II. SYSTEM MODEL AND EQUATIONS

The system we considered here is depicted in Fig. 1, where a mechanical membrane is placed in the middle of an optical cavity. The operators c_1 and c_2 denote geometrically distinct optical modes with same frequency ω_0 and decay rates κ_1 and κ_2 respectively. The coupling J describes photon tunneling through the membrane, and the interaction between the two cavities is described by $\hbar J(c_1^\dagger c_2 + c_2^\dagger c_1)$. The mechanical resonator with frequency ω_m and decay rate γ is described by operator b . Two strong coupling fields (probe fields) with same frequency ω_c (ω_p) and amplitudes ε_c and ε_d (ε_L and ε_R) are used to drive the double-cavity system from the left and right fixed mirror respectively. Then the total Hamiltonian in the rotating-wave frame of coupling frequency ω_c can be written as ($\hbar = 1$)

$$\begin{aligned} H = & \Delta_c(c_1^\dagger c_1 + c_2^\dagger c_2) + \omega_m b^\dagger b + g_0(c_2^\dagger c_2 - c_1^\dagger c_1)(b^\dagger + b) \\ & + J(c_1^\dagger c_2 + c_2^\dagger c_1) + i(\varepsilon_c c_1^\dagger - \varepsilon_c^* c_1) + i(\varepsilon_d c_2^\dagger - \varepsilon_d^* c_2) \\ & + i\varepsilon_L(c_1^\dagger e^{-i\delta t} - c_1 e^{i\delta t}) + i\varepsilon_R(c_2^\dagger e^{-i\delta t} - c_2 e^{i\delta t}). \end{aligned} \quad (1)$$

Here, $\Delta_c = \omega_0 - \omega_c$ ($\delta = \omega_p - \omega_c$) is the detuning between cavity modes (probe fields) and coupling fields, and g_0 is the single photon coupling constant between mechanical resonator and optical modes.

The dynamics of the system is described by the quantum Langevin equations for the relevant operators of the mechanical and optical modes

$$\begin{aligned} \dot{c}_1 = & -[i\Delta_c + \frac{\kappa_1}{2} - ig_0(b^\dagger + b)]c_1 + \varepsilon_c + \varepsilon_L e^{-i\delta t} - iJc_2, \\ \dot{c}_2 = & -[i\Delta_c + \frac{\kappa_2}{2} + ig_0(b^\dagger + b)]c_2 + \varepsilon_d + \varepsilon_R e^{-i\delta t} - iJc_1, \\ \dot{b} = & -i\omega_m b - \frac{\gamma}{2}b - ig_0(c_2^\dagger c_2 - c_1^\dagger c_1). \end{aligned} \quad (2)$$

In the absence of probe fields ε_L , ε_R and with the factorization assumption $\langle bc_i \rangle = \langle b \rangle \langle c_i \rangle$, we can obtain the

steady-state mean values

$$\begin{aligned} \langle b \rangle = b_s &= \frac{-ig_0(|c_{2s}|^2 - |c_{1s}|^2)}{\frac{\gamma}{2} + i\omega_m}, \\ \langle c_1 \rangle = c_{1s} &= \frac{(\frac{\kappa_2}{2} + i\Delta_2)\varepsilon_c - iJ\varepsilon_d}{J^2 + (\frac{\kappa_1}{2} + i\Delta_1)(\frac{\kappa_2}{2} + i\Delta_2)}, \\ \langle c_2 \rangle = c_{2s} &= \frac{(\frac{\kappa_1}{2} + i\Delta_1)\varepsilon_d - iJ\varepsilon_c}{J^2 + (\frac{\kappa_1}{2} + i\Delta_1)(\frac{\kappa_2}{2} + i\Delta_2)} \end{aligned} \quad (3)$$

with $\Delta_{1,2} = \Delta_c \mp g_0(b_s + b_s^*)$ denoting the effective detunings between cavity modes and coupling fields. In the presence of both probe fields, however, we can write each operator as the sum of its mean value and its small fluctuation, i.e., $b = b_s + \delta b$, $c_1 = c_{1s} + \delta c_1$, $c_2 = c_{2s} + \delta c_2$ to solve Eq. (2) when both coupling fields are sufficiently strong. Then keeping only the linear terms of fluctuation operators and moving into an interaction picture by introducing $\delta b \rightarrow \delta b e^{-i\omega_m t}$, $\delta c_1 \rightarrow \delta c_1 e^{-i\Delta_1 t}$, $\delta c_2 \rightarrow \delta c_2 e^{-i\Delta_2 t}$, we obtain the linearized quantum Langevin equations

$$\begin{aligned} \delta \dot{c}_1 = & -\frac{\kappa_1}{2}\delta c_1 + iG_1(\delta b^\dagger e^{i(\omega_m + \Delta_1)t} + \delta b e^{-i(\omega_m - \Delta_1)t}) \\ & + \varepsilon_L e^{-i(\delta - \Delta_1)t} - iJ\delta c_2 e^{i(\Delta_1 - \Delta_2)t}, \\ \delta \dot{c}_2 = & -\frac{\kappa_2}{2}\delta c_2 - iG_2 e^{i\theta}(\delta b^\dagger e^{i(\omega_m + \Delta_2)t} + \delta b e^{-i(\omega_m - \Delta_2)t}) \\ & + \varepsilon_R e^{-i(\delta - \Delta_2)t} - iJ\delta c_1 e^{i(\Delta_2 - \Delta_1)t}, \\ \delta \dot{b} = & -\frac{\gamma}{2}\delta b + iG_1(\delta c_1 e^{i(\omega_m - \Delta_1)t} + \delta c_1^\dagger e^{i(\omega_m + \Delta_1)t}) \\ & - iG_2(e^{-i\theta}\delta c_2 e^{i(\omega_m - \Delta_2)t} + e^{i\theta}\delta c_2^\dagger e^{i(\Delta_2 + \omega_m)t}) \end{aligned} \quad (4)$$

with $G_1 = g_0 c_{1s}$ and $G_2 = g_0 c_{2s} e^{-i\theta}$. The phase difference θ between effective optomechanical coupling $g_0 c_{1s}$ and $g_0 c_{2s}$ can be controlled by adjusting the coupling fields amplitudes ε_c and ε_d according to Eq. (3). It will be seen that the phase difference θ is a critical factor to attain optical nonreciprocity. Without loss of generality, we take G_i and J as *positive* number (not *negative* to avoid introducing unimportant phase difference π).

If each coupling field drives one cavity mode at the mechanical red sideband ($\Delta_1 \approx \Delta_2 \approx \omega_m$), and the mechanical frequency ω_m is much larger than $g_0|c_{1s}|$ and $g_0|c_{2s}|$, then Eq. (4) will be simplified to

$$\begin{aligned} \delta \dot{c}_1 = & -\frac{\kappa_1}{2}\delta c_1 + iG_1\delta b - iJ\delta c_2 + \varepsilon_L e^{-ixt}, \\ \delta \dot{c}_2 = & -\frac{\kappa_2}{2}\delta c_2 - iG_2 e^{i\theta}\delta b - iJ\delta c_1 + \varepsilon_R e^{-ixt}, \\ \delta \dot{b} = & -\frac{\gamma}{2}\delta b + iG_1\delta c_1 - iG_2 e^{-i\theta}\delta c_2 \end{aligned} \quad (5)$$

with $x = \delta - \omega_m$. For simplicity, we set equal damping rate $\kappa_1 = \kappa_2 = \kappa$ and equal coupling $G_1 = G_2 = G$ in the following (actually, it can be proven that G_1 must equal G_2 if $\kappa_1 = \kappa_2$ when the system exhibits perfect optical nonreciprocity).

By assuming $\delta s = \delta s_+ e^{-ixt} + \delta s_- e^{ixt}$ ($s = b, c_1, c_2$),

we can solve Eq. (5) as follows

$$\begin{aligned}\delta b_+ &= \frac{4G[(i\kappa_x - 2Je^{-i\theta})\varepsilon_L + (2J - i\kappa_x e^{-i\theta})\varepsilon_R]}{8G^2\kappa_x + (4J^2 + \kappa_x^2)\gamma_x + 16iG^2J \cos \theta}, \\ \delta c_{1+} &= \frac{2(4G^2 + \gamma_x\kappa_x)\varepsilon_L + (8G^2e^{-i\theta} - 4iJ\gamma_x)\varepsilon_R}{8G^2\kappa_x + (4J^2 + \kappa_x^2)\gamma_x + 16iG^2J \cos \theta}, \\ \delta c_{2+} &= \frac{2(4G^2 + \gamma_x\kappa_x)\varepsilon_R + (8G^2e^{i\theta} - 4iJ\gamma_x)\varepsilon_L}{8G^2\kappa_x + (4J^2 + \kappa_x^2)\gamma_x + 16iG^2J \cos \theta}\end{aligned}\quad (6)$$

where $\gamma_x = \gamma - 2ix$, $\kappa_x = \kappa - 2ix$, and $\delta s_- = 0$.

To study optical nonreciprocity, we must study the output optical fields ε_L^{out} and ε_R^{out} which can be obtained according to the input-output relation [31, 32, 57]

$$\begin{aligned}\varepsilon_L^{out} + \varepsilon_L^{in} e^{-ixt} &= \sqrt{\kappa}\delta c_1 \\ \varepsilon_R^{out} + \varepsilon_R^{in} e^{-ixt} &= \sqrt{\kappa}\delta c_2,\end{aligned}\quad (7)$$

here, $\varepsilon_{L,R}^{in} = \varepsilon_{L,R}/\sqrt{\kappa}$. Still following the assumption $\delta s = \delta s_+ e^{-ixt} + \delta s_- e^{ixt}$, the output fields can be obtained as

$$\begin{aligned}\varepsilon_{L+}^{out} &= \sqrt{\kappa}\delta c_{1+} - \varepsilon_L/\sqrt{\kappa} \\ \varepsilon_{R+}^{out} &= \sqrt{\kappa}\delta c_{2+} - \varepsilon_R/\sqrt{\kappa}\end{aligned}\quad (8)$$

and $\varepsilon_{L-}^{out} = \varepsilon_{R-}^{out} = 0$.

III. PERFECT OPTICAL NONRECIPROACITY

Perfect optical nonreciprocity can be achieved if transmission amplitudes $T_{i \rightarrow j}$ ($i, j = L, R$) satisfy

$$T_{L \rightarrow R} = \left. \frac{\varepsilon_R^{out}}{\varepsilon_L^{in}} \right|_{\varepsilon_R^{in}=0} = 1, T_{R \rightarrow L} = \left. \frac{\varepsilon_L^{out}}{\varepsilon_R^{in}} \right|_{\varepsilon_L^{in}=0} = 0, \quad (9a)$$

or

$$T_{L \rightarrow R} = \left. \frac{\varepsilon_R^{out}}{\varepsilon_L^{in}} \right|_{\varepsilon_R^{in}=0} = 0, T_{R \rightarrow L} = \left. \frac{\varepsilon_L^{out}}{\varepsilon_R^{in}} \right|_{\varepsilon_L^{in}=0} = 1. \quad (9b)$$

It means that the input signal from one side can be completely transmitted to the other side, but not vice versa. What the Eq. (9a) and (9b) represent is the two different directions of isolation. Here, we just discuss the case of Eq. (9a), as the case of Eq. (9b) is similar. The subscript $\varepsilon_{R/L}^{in} = 0$ indicates there is not signal injected into the system from right/left side. We omit the subscripts because, in general, nonreciprocity is only related to one-way input, and write transmission amplitudes $T_{i \rightarrow j}$ as T_{ij} for simplicity in the following.

According to Eq. (6) and Eq. (8), the two optical output fields can be obtained as

$$\begin{aligned}\frac{\varepsilon_{R+}^{out}}{\varepsilon_L^{in}} &= \frac{4\kappa(2G^2e^{i\theta} - iJ\gamma_x)}{8G^2\kappa_x + (4J^2 + \kappa_x^2)\gamma_x + 16iG^2J \cos \theta}, \\ \frac{\varepsilon_{L+}^{out}}{\varepsilon_R^{in}} &= \frac{4\kappa(2G^2e^{-i\theta} - iJ\gamma_x)}{8G^2\kappa_x + (4J^2 + \kappa_x^2)\gamma_x + 16iG^2J \cos \theta}.\end{aligned}\quad (10)$$

When $\theta = n\pi$ (n is an integer), the two output fields are equal, which indicates the photon transmission is reciprocal. But in the other cases, where $\theta \neq n\pi$, the system will exhibit a nonreciprocal response. It can be clearly seen from the numerator of Eq. (10) that the optical nonreciprocity comes from quantum interference between the optomechanical interaction G and the linearly-coupled interaction J .

With Eq. (10), we find perfect optical nonreciprocity Eq. (9a) can be achieved only when

$$J = -\frac{e^{\mp i\theta}(\gamma \cot \theta \pm i\kappa)}{2} \quad (11)$$

which can take positive real number only if

$$\theta = -\frac{\pi}{2}, \quad (12a)$$

or

$$\kappa = \gamma. \quad (12b)$$

In the following, we will discuss perfect optical nonreciprocity in two cases, Eq. (12a) and (12b), respectively.

A. Phase difference $\theta = -\frac{\pi}{2}$

With nonreciprocal phase difference $\theta = -\frac{\pi}{2}$, the two optical output fields in Eq. (10) now become

$$\begin{aligned}\frac{\varepsilon_{R+}^{out}}{\varepsilon_L^{in}} &= \frac{-4i\kappa(2G^2 + J\gamma_x)}{8G^2\kappa_x + (4J^2 + \kappa_x^2)\gamma_x}, \\ \frac{\varepsilon_{L+}^{out}}{\varepsilon_R^{in}} &= \frac{4i\kappa(2G^2 - J\gamma_x)}{8G^2\kappa_x + (4J^2 + \kappa_x^2)\gamma_x}.\end{aligned}\quad (13)$$

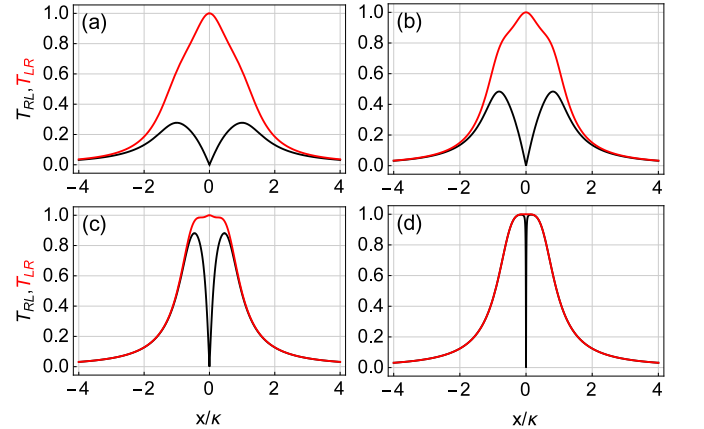


FIG. 2: Transmission amplitudes T_{LR} (red line) and T_{RL} (black line) are plotted vs normalized detuning x/κ for different mechanical decay rate: (a) $\gamma/\kappa=2$, (b) $\gamma/\kappa=1$, (c) $\gamma/\kappa=1/5$, and (d) $\gamma/\kappa=1/100$. The coupling strengths $J = \frac{\kappa}{2}$ and $G = \frac{\sqrt{\kappa\gamma}}{2}$ according to Eq. (14).

According to Eq. (13), the perfect optical nonreciprocity Eq. (9a) can be achieved only when

$$\begin{aligned} x &= 0, \\ J &= \frac{\kappa}{2}, \\ G &= \frac{\sqrt{\kappa\gamma}}{2}. \end{aligned} \quad (14)$$

It is surprising that there is not any restriction on mechanical decay rate γ in Eq. (14). In other words, mechanical decay rate γ does not influence perfect optical nonreciprocity, which means that perfect optical nonreciprocity can still occur even in the case of $\gamma/\kappa \rightarrow 0$ as long as the conditions Eq. (14) is satisfied. This is important because, in general, mechanical decay rate γ is much less than cavity decay rate κ in cavity optomechanics. In addition, even with very weak optomechanical coupling ($G \ll \kappa$), perfect optical nonreciprocity can still occur as $\gamma \ll \kappa$ according to Eq. (14).

In Fig. 2(a)–2(d), we plot transmission amplitudes T_{LR} (red line) and T_{RL} (black line) vs normalized detuning x/κ with $J = \frac{\kappa}{2}$, $G = \frac{\sqrt{\kappa\gamma}}{2}$ for $\gamma/\kappa = 2, 1, 1/5, 1/100$ respectively. It can be clearly seen from Fig. 2 that mechanical decay rate γ indeed does not affect the appearance of perfect optical nonreciprocity, but can strongly affect the width of transmission spectrum, especially for the case of $\gamma \ll \kappa$. The two curves of transmission amplitudes T_{LR} and T_{RL} tend to coincide outside the vicinity of resonance frequency ($x = 0$) when $\gamma/\kappa \rightarrow 0$. But the system always exhibits optical nonreciprocity near resonance frequency in the case, such as $\gamma/\kappa = 1/100$ [see Fig. 2(d)]. By the way, the perfect optical nonreciprocity Eq. (9b) will occur if $\theta = \frac{\pi}{2}$.

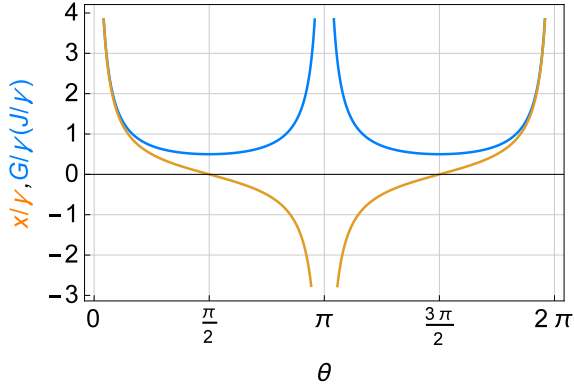


FIG. 3: Normalized coupling strengths G/γ ($J = G$) (blue line) and detuning x/γ (yellow line) are plotted vs phase difference θ according to Eq. (16).

B. Equal damping rate $\kappa = \gamma$

With equal damping rate $\kappa = \gamma$, the two optical output fields Eq. (10) now become

$$\begin{aligned} \frac{\varepsilon_{R+}^{out}}{\varepsilon_{L-}^{in}} &= \frac{4\gamma(2e^{i\theta}G^2 - iJ\gamma_x)}{(8G^2 + 4J^2 + \gamma_x^2)\gamma_x + 16iG^2J\cos\theta}, \\ \frac{\varepsilon_{L+}^{out}}{\varepsilon_{R-}^{in}} &= \frac{4\gamma(2e^{-i\theta}G^2 - iJ\gamma_x)}{(8G^2 + 4J^2 + \gamma_x^2)\gamma_x + 16iG^2J\cos\theta}. \end{aligned} \quad (15)$$

From Eq. (15), we can obtain the conditions for perfect optical nonreciprocity as follows

$$\begin{aligned} x &= \pm \frac{\gamma \cot \theta}{2}, \\ J &= \pm \frac{\gamma \csc \theta}{2}, \\ G &= \pm \frac{\gamma \csc \theta}{2} \end{aligned} \quad (16)$$

where the negative sign and $\theta \in (\pi, 2\pi)$ meet Eq. (9a), and positive sign and $\theta \in (0, \pi)$ meet Eq. (9b). It means that we can change the direction of isolation by adjusting the nonreciprocal phase difference $\theta \in (0, \pi)$ or $(\pi, 2\pi)$. In Fig. 3, we plot the normalized coupling strengths G/γ , J/γ ($J = G$) (blue line) and detuning x/γ (yellow line) vs phase difference θ according to Eq. (16). For the special case of $\theta = \pm \frac{\pi}{2}$, the coupling strength G (J) takes the minimum value $\frac{\gamma}{2}$ and detuning $x = 0$ (see Fig. 3), and the transmission spectrums T_{LR} and T_{RL} take a symmetric form with respect to detuning x [see Fig. 2(b)].

From Eq. (16), we can see that perfect optical nonreciprocity can occur with any phase θ ($\theta \neq n\pi$) as long as $G \ll \omega_m$ ($|\sin \theta| \gg \frac{\gamma}{2\omega_m}$) where rotating wave approximation is valid. It means the strongest quantum

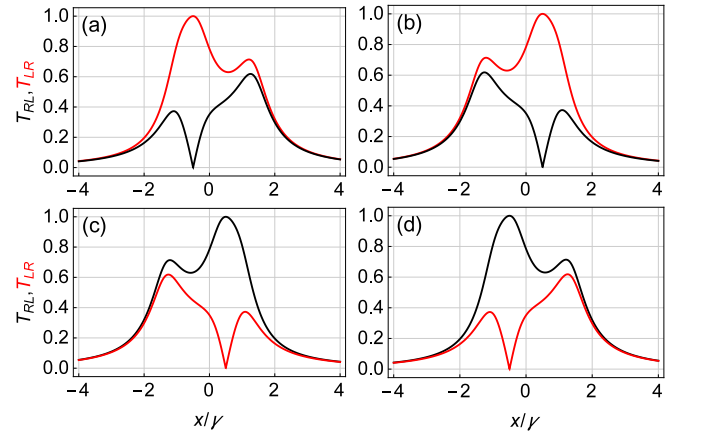


FIG. 4: Transmission amplitudes T_{LR} (red line) and T_{RL} (black line) are plotted vs normalized detuning x/γ for different phase difference: (a) $\theta = -\frac{3\pi}{4}$, (b) $\theta = -\frac{\pi}{4}$, (c) $\theta = \frac{\pi}{4}$, and (d) $\theta = \frac{3\pi}{4}$. The coupling strengths $G = \pm \frac{\gamma \csc \theta}{2}$ ($J = G$) according to Eq. (16).

interference takes place at detuning $x = \pm \frac{\gamma \cot \theta}{2}$ in the case of $\kappa = \gamma$. In Fig. 4(a)–4(d), we plot the transmission amplitudes T_{LR} (red line) and T_{RL} (black line) vs normalized detuning x/γ with $G = \pm \frac{\gamma \csc \theta}{2}$ ($J = G$) for $\theta = -\frac{3\pi}{4}, -\frac{\pi}{4}, \frac{\pi}{4}, \frac{3\pi}{4}$, respectively. It can be seen from Fig. 4, the transmission spectrums T_{LR} and T_{RL} will not take the symmetric form anymore as $\theta \neq \pm \frac{\pi}{2}$, and $T_{LR} > T_{RL}$ for $\theta \in (-\pi, 0)$, $T_{LR} < T_{RL}$ for $\theta \in (0, \pi)$.

IV. CONCLUSION

In summary, we have theoretically studied how to achieve perfect optical nonreciprocity in a double-cavity optomechanical system. In this paper, we focus on the conditions where the system can exhibit perfect optical nonreciprocity. From the expressions of condition, we can draw three important conclusions: (1) when nonreciprocal phase difference $\theta = \pm \frac{\pi}{2}$, the mechanical damping rate has no effect on the appearance of perfect op-

tical nonreciprocity as long as Eq. (14) is satisfied; (2) even with very weak optomechanical coupling ($G \ll \kappa$), perfect optical nonreciprocity can still occur according to Eq. (14); (3) the system can exhibit perfect optical nonreciprocity with any nonreciprocal phase difference θ ($\theta \neq 0, \pi$) if $\kappa = \gamma$ and Eq. (16) is satisfied. Our results can also be applied to other parametrically coupled three-mode bosonic systems, besides optomechanical systems.

Acknowledgments

L. Yang is supported by National Natural Science Foundation of China (Grant No. 11804066), the China Postdoctoral Science Foundation (Grant No. 2018M630337), and Fundamental Research Funds for the Central Universities (Grant No. 3072019CFM0405).

-
- [1] D. Jalas, A. Petrov, M. Eich, W. Freude, S. Fan, Z. Yu, R. Baets, M. Popovic, A. Melloni, J. D. Joannopoulos, M. Vanwolleghem, C. R. Doerr, and H. Renner, "What is-and what is not-an optical isolator," *Nat. Photonics* **7**, 579-582 (2013).
 - [2] C. L. Hogan, "The Ferromagnetic Faraday Effect at Microwave Frequencies and Its Applications," *Bell Syst. Tech. J.* **31**, 1 (1952).
 - [3] L. J. Aplet and J. W. Carson, "A Faraday Effect Optical Isolator," *Appl. Opt.* **3**, 544 (1964).
 - [4] L. Ranzani, and J. Aumentado, "Graph-Based Analysis of Nonreciprocity in Coupled-Mode Systems" *New J. Phys.* **17**, 023024 (2015).
 - [5] B. He, L. Yang, X. Jiang, and M. Xiao, "Transmission Nonreciprocity in a Mutually Coupled Circulating Structure," *Phys. Rev. Lett.* **120**, 203904 (2018).
 - [6] C.-H. Dong, Z. Shen, C.-L. Zou, Y.-L. Zhang, W. Fu, and G.-C. Guo, "Brillouin-scattering-induced transparency and non-reciprocal light storage," *Nat. Commun.* **6**, 6193 (2015).
 - [7] K. Fang, Z. Yu, and S. Fan, "Photonic Aharonov-Bohm Effect Based on Dynamic Modulation," *Phys. Rev. Lett.* **108**, 153901 (2012).
 - [8] M. Aspelmeyer, T. J. Kippenberg, F. Marquardt, "Cavity optomechanics," *Rev. Mod. Phys.* **86**, 1391-1452 (2014).
 - [9] Y. W. Hu, Y. F. Xiao, Y. C. Liu, Q. Gong, "Optomechanical sensing with on-chip microcavities," *Front. Phys.* **8**, 475-490 (2013).
 - [10] K. Y. Zhang, L. Zhou, G. J. Dong, W. P. Zhang, "Cavity optomechanics with cold atomic gas," *Front. Phys.* **6**, 237-250 (2011).
 - [11] F. Marquardt, J. P. Chen, A. A. Clerk, and S.M. Girvin, "Quantum Theory of Cavity-Assisted Sideband Cooling of Mechanical Motion," *Phys. Rev. Lett.* **99**, 093902 (2007).
 - [12] I. Wilson-Rae, N. Nooshi, W. Zwerger, and T. J. Kippenberg, "Theory of Ground State Cooling of a Mechanical Oscillator Using Dynamical Backaction," *Phys. Rev. Lett.* **99**, 093901 (2007).
 - [13] B. He, L. Yang, Q. Lin, and M. Xiao, "Radiation Pressure Cooling as a Quantum Dynamical Process," *Phys. Rev. Lett.* **118**, 233604 (2017).
 - [14] G. S. Agarwal and S. Huang, "Electromagnetically induced transparency in mechanical effects of light," *Phys. Rev. A* **81**, 041803(R) (2010).
 - [15] S. Weis, R. Rivière, S. Deléglise, E. Gavartin, O. Arcizet, A. Schliesser, and T. J. Kippenberg, "Optomechanically Induced Transparency," *Science* **330**, 1520-1523 (2010).
 - [16] C. Dong, V. Fiore, M. C. Kuzyk, and H. Wang, "Transient optomechanically induced transparency in a silica microsphere," *Phys. Rev. A* **87**, 055802 (2013).
 - [17] Y. C. Liu, B. B. Li, and Y. F. Xiao, "Electromagnetically induced transparency in optical microcavities," *Nanophotonics* **6**, 789 (2017).
 - [18] H. Xiong and Y. Wu, "Fundamentals and applications of optomechanically induced transparency," *Appl. Phys. Rev.* **5**, 031305 (2018).
 - [19] H. Zhang, F. Saif, Y. Jiao, and H. Jing, "Loss-induced transparency in optomechanics," *Opt. Express* **26**, 25199 (2018).
 - [20] X. B. Yan, W. Z. Jia, Y. Li, J. H. Wu, X. L. Li, H. W. Mu, "Optomechanically induced amplification and perfect transparency in double-cavity optomechanics," *Front. Phys.* **10**, 104202 (2015).
 - [21] F. X. Sun, D. Mao, Y. T. Dai, Z. Ficek, Q. Y. He, Q. H. Gong, "Phase control of entanglement and quantum steering in a three-mode optomechanical system," *New J. Phys.* **19**, 123039 (2017).
 - [22] L. Tian, "Robust photon entanglement via quantum interference in optomechanical interfaces," *Phys. Rev. Lett.* **110**, 233602 (2013).
 - [23] Z. J. Deng, S. J. M. Habraken, and F. Marquardt, "Entanglement rate for Gaussian continuous variable

- beams," *New J. Phys.* **18**, 063022 (2016).
- [24] Z. J. Deng, X. B. Yan, Y. D. Wang, and C. W. Wu, "Optimizing the output-photon entanglement in multi-mode optomechanical systems," *Phys. Rev. A* **93**, 033842 (2016).
- [25] X. B. Yan, "Enhanced output entanglement with reservoir engineering," *Phys. Rev. A* **96**, 053831 (2017).
- [26] X. B. Yan, Z. J. Deng, X. D. Tian, and J. H. Wu, "Entanglement optimization of filtered output fields in cavity optomechanics," *Opt. Express* **27**, 24393 (2019).
- [27] Z. R. Zhong, X. Wang, W. Qin, "Towards quantum entanglement of micromirrors via a two-level atom and radiation pressure," *Front. Phys.* **13**, 130319 (2018).
- [28] J. H. Liu, Y. B. Zhang, Y. F. Yu, Z. M. Zhang, "Photon-phonon squeezing and entanglement in a cavity optomechanical system with a flying atom," *Front. Phys.* **14**, 12601 (2019).
- [29] K. Børkje, A. Nunnenkamp, J. D. Teufel, and S. M. Girvin, "Signatures of Nonlinear Cavity Optomechanics in the Weak Coupling Regime," *Phys. Rev. Lett.* **111**, 053603 (2013).
- [30] X. Y. Lü, W. M. Zhang, S. Ashhab, Y. Wu, and F. Nori, "Quantum-criticality-induced strong Kerr nonlinearities in optomechanical systems," *Sci. Rep.* **3** 2943 (2013).
- [31] X. B. Yan, C. L. Cui, K. H. Gu, X. D. Tian, C. B. Fu, and J. H. Wu, "Coherent perfect absorption, transmission, and synthesis in a double-cavity optomechanical system," *Opt. Express* **22**, 4886 (2014).
- [32] G. S. Agarwal and S. Huang, "Nanomechanical inverse electromagnetically induced transparency and confinement of light in normal modes," *New J. Phys.* **16**, 033023 (2014).
- [33] M. M. Zhao, Z. Qian, B. P. Hou, Y. Liu, Y. H. Zhao, "Optomechanical properties of a degenerate nonperiodic cavity chain," *Front. Phys.* **14**, 22601 (2019).
- [34] S. Manipatruni, J. T. Robinson, and M. Lipson, "Optical Nonreciprocity in Optomechanical Structures," *Phys. Rev. Lett.* **102**, 213903 (2009).
- [35] M. Hafezi and P. Rabl, "Optomechanically induced non-reciprocity in microring resonators," *Opt. Express* **20**, 7672 (2012).
- [36] Z. Wang, L. Shi, Y. Liu, X. Xu, and X. Zhang, "Optical Nonreciprocity in Asymmetric Optomechanical Couplers," *Sci. Rep.* **5**, 8657 (2015).
- [37] M.-A. Miri, F. Ruesink, E. Verhagen, and A. Alù, "Optical Nonreciprocity Based on Optomechanical Coupling," *Phys. Rev. Appl.* **7**, 064014 (2017).
- [38] D. L. Sounas and A. Alù, "Non-reciprocal photonics based on time modulation," *Nat. Photonics* **11**, 774-783 (2017).
- [39] F. Ruesink, M.-A. Miri, A. Alù, and E. Verhagen, "Non-reciprocity and magnetic-free isolation based on optomechanical interactions," *Nat. Commun.* **7**, 13662 (2016).
- [40] Z. Shen, Y.-L. Zhang, Y. Chen, C.-L. Zou, Y.-F. Xiao, X.-B. Zou, F.-W. Sun, G.-C. Guo, and C.-H. Dong, "Experimental realization of optomechanically induced non-reciprocity," *Nat. Photonics* **10**, 657 (2016).
- [41] G. A. Peterson, F. Lecocq, K. Cicak, R. W. Simmonds, J. Aumentado, and J. D. Teufel, "Demonstration of Efficient Nonreciprocity in a Microwave Optomechanical Circuit," *Phys. Rev. X* **7**, 031001 (2017).
- [42] N. R. Bernier, L. D. Tóth, A. Koottandavida, M. A. Ioannou, D. Malz, A. Nunnenkamp, A. K. Feofanov, and T. J. Kippenberg, "Nonreciprocal reconfigurable microwave optomechanical circuit," *Nat. Commun.* **8**, 604 (2017).
- [43] S. Barzanjeh, M. Wulf, M. Peruzzo, M. Kalaei, P. B. Dieterle, O. Painter, and J. M. Fink, "Mechanical on-chip microwave circulator," *Nat. Commun.* **8**, 953 (2017).
- [44] K. Fang, J. Luo, A. Metelmann, M. H. Matheny, F. Marquardt, A. A. Clerk, and O. Painter, "Generalized non-reciprocity in an optomechanical circuit via synthetic magnetism and reservoir engineering," *Nat. Phys.* **13**, 465-471 (2017).
- [45] F. Ruesink, J. P. Mathew, M.-A. Miri, A. Alù, and E. Verhagen, "Optical circulation in a multimode optomechanical resonator," *Nat. Commun.* **9**, 1798 (2018).
- [46] X. W. Xu and Y. Li, "Optical nonreciprocity and optomechanical circulator in three-mode optomechanical systems," *Phys. Rev. A* **91**, 053854 (2015).
- [47] X. W. Xu, Y. Li, A. X. Chen, and Y. Liu, "Nonreciprocal conversion between microwave and optical photons in electro-optomechanical systems," *Phys. Rev. A* **93**, 023827 (2016).
- [48] L. Tian and Z. Li, "Nonreciprocal quantum-state conversion between microwave and optical photons," *Phys. Rev. A* **96**, 013808 (2017).
- [49] C. C. Xia, X. B. Yan, X. D. Tian, and F. Gao, "Ideal optical isolator with a two-cavity optomechanical system," *Opt. Commun.* **451**, 197 (2019).
- [50] D. Malz, L. D. Tóth, N. R. Bernier, A. K. Feofanov, T. J. Kippenberg, and A. Nunnenkamp, "Quantum-Limited Directional Amplifiers with Optomechanics," *Phys. Rev. Lett.* **120**, 023601 (2018).
- [51] S. J. M. Habraken, K. Stannigel, M. D. Lukin, P. Zoller, and P. Rabl, "Continuous mode cooling and phonon routers for phononic quantum networks," *New J. Phys.* **14**, 115004 (2012).
- [52] A. Seif, W. DeGottardi, K. Esfarjani, and M. Hafezi, "Thermal management and non-reciprocal control of phonon flow via optomechanics," *Nat. Commun.* **9**, 1207 (2018).
- [53] J. D. Thompson, B. M. Zwickl, A. M. Jayich, F. Marquardt, S. M. Girvin, and J. G. E. Harris, "Strong dispersive coupling of a high-finesse cavity to a micromechanical membrane," *Nature (London)* **452**, 72 (2008).
- [54] A. M. Jayich, J. C. Sankey, B. M. Zwickl, C. Yang, J. D. Thompson, S. M. Girvin, A. A. Clerk, F. Marquardt, and J. G. E. Harris, "Dispersive optomechanics: a membrane inside a cavity," *New J. Phys.* **10**, 095008 (2008).
- [55] J. C. Sankey, C. Yang, B. M. Zwickl, A. M. Jayich and J. G. E. Harris, "Strong and tunable nonlinear optomechanical coupling in a low-loss system," *Nat. Phys.* **6** 707 (2010).
- [56] M. Ludwig, A. Safavi-Naeini, O. Painter, and F. Marquardt, "Enhanced Quantum Nonlinearities in a Two-Mode Optomechanical System," *Phys. Rev. Lett.* **109**, 063601 (2012).
- [57] D. F. Walls and G. J. Milburn, *Quantum Optics* (Springer-Verlag, Berlin, 1994).