

Rolling and no-slip bouncing in cylinders

T. Chumley*, S. Cook†, C. Cox‡, R. Feres‡

August 28, 2018

Abstract

The purpose of this paper is to compare a classical non-holonomic system—a sphere rolling against the inner surface of a vertical cylinder under gravity—and a class of discrete dynamical systems known as *no-slip billiards* in similar configurations. A well-known notable feature of the non-holonomic system is that the rolling sphere does not fall; its height function is bounded and oscillates harmonically up and down. The central issue of the present work is whether similar bounded behavior can be observed in the no-slip billiard counterpart. Our main results are as follows: for circular cylinders in dimension 3, the no-slip billiard has the bounded orbits property, and very closely approximates rolling motion, for a class of initial conditions which we call *transversal rolling impact*. When this condition does not hold, trajectories undergo vertical oscillations superimposed to an overall downward acceleration. Considering cylinders with different cross-section shapes, we show that no-slip billiards between two parallel hyperplanes in Euclidean space of arbitrary dimension are always bounded even under a constant force parallel to the plates; for general cylinders, when the orbit of the transverse system (a concept that depends on a factorization of the motion into transversal and longitudinal components) has period two—a very common occurrence in planar no-slip billiards—the motion in the longitudinal direction, under no forces, is generically not bounded. This is shown using a formula for a longitudinal linear drift that we prove in arbitrary dimensions. While the systems for which we can prove the existence of bounded orbits have relatively simple transverse dynamics, we also briefly explore numerically a no-slip billiard system, namely the stadium cylinder billiard, that can exhibit chaotic transversal dynamics.

1 INTRODUCTION

A classical example of a non-holonomic mechanical system consists of a ball that rolls against the inner side of a vertical cylinder with enough speed so as not to lose contact with the surface. We imagine that the surface of the ball is ideally rough, or rubbery, so that a kind of conservative static friction causes it to roll without slipping. Contrary

*Department of Mathematics and Statistics, Mount Holyoke College, 50 College St, South Hadley, MA 01075

†Department of Mathematics, Tarleton State University, Box T-0470, Stephenville, TX 76401

‡Department of Mathematics and Statistics, Washington University, Campus Box 1146, St. Louis, MO 63130

to common intuition, the ball does not fall to the ground, but oscillates harmonically up and down. This ideal behavior is approximately reproduced in lab experiments; see, for example, [9]. (For a study of this system in the context of the theory of nonholonomic systems see also [2] and [13]. We give below a fairly complete description of it in a form that will serve our present needs.)

Rather than rolling, we imagine that the idealized ball bounces off the cylinder's inner wall in a kind of grazing motion, but still under the same kind of conservative static friction constraint that couples the linear and rotational components of the motion. Would the ball still defy gravity, so to speak, as in the rolling process?

This question introduces a number of issues. First, how should we define such a discrete system in a way that is reasonably well-motivated, starting from general physical principles such as energy conservation and time reversibility? A good candidate has been studied before under the name of *no-slip billiard* systems. For some early papers, see [8, 3, 16]. See also [10, 12], as an example of how no-slip collision models are used in situations where exchange of linear and angular momentum of particles is desired. Recently, the authors have begun to pursue a more systematic investigation of the dynamics of no-slip billiards; see [5, 6, 7]. Except for [5]—a differential geometric study of rigid collisions in \mathbb{R}^n in which no-slip billiards arise in a natural way—we are only aware of studies that are restricted to dimension 2. Clearly, we need here to consider such systems in dimension 3 (or greater, if one is also interested, as we are, in related problems of a more differential geometric flavor.)

Another issue to consider is whether any particular choice of dynamical system defined by sequences of impacts can be said to serve as a good model for a theory of discrete nonholonomic dynamics. Concretely, does the discrete model exhibit similar properties as the continuous time system, such as having bounded (e.g., not falling to the ground) trajectories; and do grazing trajectories approximate the well-studied rolling motion?

The purpose of this paper is twofold. First, we wish to pursue the problem of existence of bounded trajectories of no-slip billiards in generalized cylinders in dimensions 2 and greater. By a *cylinder* we mean a domain in \mathbb{R}^n that has translation symmetry along an axis. (The 3-dimensional circular cylinder will have some prominence here, but we also consider other domains.) In dimension 2, [3] showed that the no-slip billiard motion in an infinite strip is bounded, and in [6, 7] we extended and refined this observation in a way that provides some insight into the dynamics of general polygonal no-slip billiards. As might be expected, the higher dimensional story is more subtle; we describe in this paper some of the new phenomena that arise beyond dimension 2. Another goal is to make a direct comparison between the rolling and no-slip (bouncing) dynamics. One of our main results here, which is specific to circular cylinders in dimension 3, is that for a set of initial conditions that we refer to as *transversal rolling impact*, the billiard motion is indeed bounded. We also show numerically that the discrete system very closely approximates rolling under the just mentioned class of initial conditions. On the other hand, if these conditions are not satisfied, it is observed numerically that the ball will acquire an overall acceleration under an external force.

There are many natural questions that we do not yet pursue in this study. For example, when can the discrete system be said to be integrable? (See [2] for a proof of boundedness of orbits for rolling in 3-dimensional cylinders of arbitrary cross-section using the existence

of integrals of motion; our proof that no-slip billiard motion between parallel hyperplanes in \mathbb{R}^n under constant force is bounded also makes use of conserved quantities in a suggestive way.) What can be said about the preservation of the canonical Liouville measure? (We give sufficient conditions for the invariance of this measure in [5], and show that the measure is preserved for no-slip billiards in dimension 2, but the question is as yet open in higher dimensions. The non-preservation of the Liouville measure is a feature of many non-holonomic mechanical systems.) Moreover, proving that the differential equations for rolling can be obtained as a limit of the discrete equations of the no-slip billiard with short intercollision flights is a natural question that has eluded us so far. Our numerical experiments suggest that a certain *transversal rolling impact defect* parameter introduced below should play a central role. The focus of the present paper is not on such general issues but is aimed mainly at pointing out interesting phenomena that can be observed when comparing rolling and bouncing motion in such velocity constrained systems, as well as proving results on boundedness of orbits for generalized cylinders that do not have a rolling counterpart.

The rest of the paper is outlined as follows. The next section summarizes the paper's main observations. Section 3 sets up the geometric notation and background for defining the no-slip collision map. Section 4 gives a self-contained overview of rolling on cylinders with general cross section. Sections 5, 6, and 7 give proofs of the main results. We conclude in Section 8 with some numerical observations and a proposal for future work on no-slip billiards in cylinders whose transverse dynamics exhibit chaotic behavior.

2 MAIN DEFINITIONS AND RESULTS

We begin with a few definitions and, in particular, recall the notion of no-slip billiards. Let $D = D_0(r)$ denote the ball of radius r centered at the origin in \mathbb{R}^n . It is given a mass distribution measure μ having total mass m . We assume that the first moment $\bar{x} = \int_D x d\mu(x)$ is zero and let $L = (l_{ij})$ be the matrix of second moments per unit mass:

$$l_{ij} := \frac{1}{m} \int_D x_i x_j d\mu(x).$$

Only mass distributions for which L is scalar, $L = \lambda I$, where I is the identity matrix in dimension n , will be considered here. When μ is rotationally symmetric and has a continuous density relative to the volume measure, then, expressed in terms of the density as a function of the radial coordinate,

$$\lambda = \frac{V_n}{m} \int_0^r s^{n+1} \rho(s) ds$$

where V_n is the volume of an n -dimensional ball of radius 1. It is convenient to introduce the parameter $\gamma = \sqrt{2\lambda}/r$. For example, $\lambda = \frac{r^2}{n+2}$ and $\gamma = \sqrt{\frac{2}{n+2}}$ if $\rho = m/V_n r^n$ is constant. It is not difficult to see that, for a general rotationally symmetric mass distribution, $0 \leq \lambda \leq r^2/n$ and $0 \leq \gamma \leq \sqrt{\frac{2}{n}}$.

Let \mathcal{B}_0 be an open connected region in \mathbb{R}^n . Let \mathcal{B} be the closure of the set of $x \in \mathbb{R}^n$ for which the ball of center x and radius r is contained in \mathcal{B}_0 . We assume that \mathcal{B} is a manifold

with corners as defined in [11]. We refer to \mathcal{B} as the *billiard domain* and, occasionally, to \mathcal{B}_0 as the *enlarged billiard domain*. For regular points a of the boundary $\partial\mathcal{B}$ (that is, a point at which a tangent space is defined) define $\nu(a) := \nu_a$ to be the unit normal vector field pointing towards the interior of \mathcal{B} . Denote by $SE(n)$ the Euclidean group of positive isometries of \mathbb{R}^n . Its elements will be written as pairs $(A, a) \in SO(n) \times \mathbb{R}^n$ acting on \mathbb{R}^n by affine transformations $x \mapsto (A, a)x := Ax + a$ on \mathbb{R}^n .

The configuration manifold of a spherical particle of radius r with center in \mathcal{B} is the manifold with corners $M \subset SE(n)$ consisting of all (A, a) such that $a \in \mathcal{B}$. Naturally, a boundary point of M is a pair (A, a) such that $a \in \partial\mathcal{B}$.

In this paper we are interested in rolling and bouncing motion in cylinders, by which we will mean the following, unless further geometric assumptions are made:

Definition 1 (Cylinders in \mathbb{R}^n). *A solid cylinder in \mathbb{R}^n with axis vector e is a domain \mathcal{B} such that $a + se \in \mathcal{B}$ for all $a \in \mathcal{B}$ and $s \in \mathbb{R}$. Here e is a unit vector in \mathbb{R}^n that defines which direction is up. Writing $\overline{\mathcal{B}} = \mathcal{B} \cap e^\perp$, we have $\mathcal{B} = \overline{\mathcal{B}} \times \mathbb{R}e$. The boundary cylinder will be written $S = \overline{S} \times \mathbb{R}e$, where $S = \partial\mathcal{B}$.*

As far as the rolling process is concerned, all we will need is the boundary cylinder S ; the solid cylinder will be needed for the no-slip billiard systems. For rolling we also assume that S is a smooth hypersurface in \mathbb{R}^n , whereas for the billiard motion we may allow singular points so long as we consider orbits that avoid them.

From the spherically symmetric mass distribution μ with second moments matrix $L = \lambda I$, $\lambda = \frac{1}{2}(r\gamma)^2$, we define the *kinetic energy Riemannian metric* on M as follows: Let $\xi = (U_\xi A, u_\xi)$ and $\eta = (U_\eta A, u_\eta)$ be vectors tangent to M at (A, a) . Then

$$(1) \quad \langle \xi, \eta \rangle := m \left\{ \frac{(r\gamma)^2}{2} \text{Tr}(U_\xi U_\eta^\dagger) + u_\xi \cdot u_\eta \right\}.$$

It is easily checked that this bilinear form is (the restriction to TM of) a left-invariant Riemannian metric on $SE(n)$.

Observe that if $(A(t), a(t))$ is a differentiable curve in M , then its derivative at $t = 0$ is given by (\dot{A}, \dot{a}) where $\dot{a} = u \in \mathbb{R}^n$ and $\dot{A} = UA$, where $U \in \mathfrak{so}(n)$ is an element of the Lie algebra of the rotation group. The kinetic energy of the moving ball with state ξ at configuration (A, a) is then written in the norm associated to the Riemannian metric as $\frac{1}{2}\|\xi\|^2$. Notice that the metric and the kinetic energy function do not depend on A .

The boundary of the configuration manifold M has a special structure that will be important for our concerns, which we call the *no-slip bundle*. It is a vector subbundle of the tangent bundle to ∂M , denoted \mathfrak{S} , and defined as follows.

Definition 2 (The no-slip bundle). *At each regular point $q = (A, a) \in SE(n)$, $a \in S = \partial\mathcal{B}$, describing a boundary configuration of the moving particle system, define*

$$(2) \quad \mathfrak{S}_q = \{(UA, u) \in T_q M : u = rU\nu_a\}$$

where r is the radius of the particle. We call \mathfrak{S}_q the no-slip space at q .

This definition has a clear motivation if we note that the point of contact $x = a - r\nu_a$ of the moving particle with the boundary of the extended domain \mathcal{B}_0 has velocity

$$v_x = U(x - a) + u = -rU\nu_a + rU\nu_a = 0.$$

Thus a state of the system (that is, a tangent vector at some point of M) at a boundary configuration q is in the no-slip bundle if the point of contact of the particle with the boundary of the domain \mathcal{B}_0 has 0 velocity. (The reader should keep in mind the distinction between the billiard domain \mathcal{B} and the enlarged domain \mathcal{B}_0 ; the former contains the center of masses of the particle, and the latter contains the entire ball of radius r around those centers in \mathcal{B} .)

Definition 3 (No-slip rolling). *A particle whose motion is described by a smooth curve $q(t) \in \partial M$ is said to undergo (no-slip) rolling if $\dot{q}(t) \in \mathfrak{S}_{q(t)}$ for each t . We also say in this case that the particle rolls with no slip on the boundary surface of the (enlarged) billiard domain.*

We consider next the dynamical equations describing the motion of a particle of radius r , mass m , and rotationally symmetric mass distribution with parameter γ , that rolls with no-slip on the boundary of the enlarged domain \mathcal{B}_0 . With some innocuous abuse of language we speak of rolling on $S = \partial\mathcal{B}$, the locus of the centers of mass of the moving particle, rather than the hypersurface of contact points. Keeping this in mind, we will avoid when possible referring to \mathcal{B}_0 .

For the details on non-holonomically constrained systems we suggest [1]. Let f be a vector field on M which we interpret as a force field. The motion of the unconstrained system is governed by Newton's equation $m \frac{\nabla \dot{q}}{dt} = f$, where ∇ is the Levi-Civita connection for the kinetic energy Riemannian metric (1). The constraint (rolling on the boundary hypersurface S) can be imposed by adding a force field N taking values in \mathfrak{S}^\perp . This is the force needed to keep \dot{q} in \mathfrak{S}_q . As $\langle N, \dot{q} \rangle_q = 0$, the constraint force does no work.

Definition 4 (Constrained Newton's equation). *A smooth path $q(t) \in SO(n) \times S$ satisfies the constrained Newton's equation with force field f and non-holonomic constraint defined by the no-slip bundle \mathfrak{S} if $\dot{q}(t) \in \mathfrak{S}_{q(t)}$ for all t and*

$$\frac{\nabla \dot{q}}{dt} = m^{-1} f + N$$

where $N = N(q, \dot{q})$ lies in \mathfrak{S}^\perp .

So far the interior of \mathcal{B} has not been relevant since in the rolling process the center of the moving particle must remain on the boundary hypersurface S . This will change, of course, as we consider next the notion of *no-slip bouncing*. Before stating the definition, we recall the set-up of no-slip billiard systems. (The reader is referred to [5] for a detailed account of what is briefly skimmed over below, and to [7] for some dynamical results for 2-dimensional systems.) In a billiard system in \mathcal{B} , the motion of the particle (of radius r and spherically symmetric mass distribution of total mass m and distribution parameter γ) consists of a sequence of flight segments in the interior of $M \subset SE(n)$ separated by instantaneous collisions with the boundary ∂M . The inter-collision flights are described by the unconstrained Newton's equation $m \frac{\nabla \dot{q}}{dt} = f$, or by geodesic motion $\frac{\nabla \dot{q}}{dt} = 0$ if no forces are present. Collisions at a given point $q \in \partial M$ are defined by a linear map $C_q : T_q M \rightarrow T_q M$ that sends *pre-collision* vectors, that is, vectors in $\{v \in T_q M : \langle v, \mathfrak{n}_q \rangle \leq 0\}$ to *post-collision* vectors in $\{v \in T_q M : \langle v, \mathfrak{n}_q \rangle \geq 0\}$, where \mathfrak{n}_q is the inward pointing unit vector at a boundary point $q \in M$.

The map C_q will be selected based on the following physical assumptions: (1) Collision is energy preserving; this means that C_q is an orthogonal map relative to the Riemannian norm on M . (2) It is time reversible, which forces C_q to be a linear involution. (3) The orthogonal component of the pre-collision velocity in the no-slip subspace \mathfrak{S}_q is not affected by C_q . This third requirement is natural since an (instantaneously) rolling collision, for which the point of contact is stationary, should not cause a change in linear or angular velocities due to an exchange of momentum at impact, except in the direction \mathfrak{n} . In fact, a more careful analysis of the impact event (as in [5]) identifies the orthogonal complement of \mathfrak{S}_q as the space containing *impulse* vectors. Ordinary billiard systems are those for which C_q is the identity not only on \mathfrak{S}_q but also on the subspace of \mathfrak{S}_q^\perp perpendicular to \mathfrak{n}_q , in which case rotation and translation components of the motion are de-coupled and the rotation part may be ignored. In other words, for standard billiards, the collision maps C_q are specular reflection (in the kinetic energy inner product). This corresponds to a perfectly slippery contact between the moving particle and the boundary of the billiard domain. If instead we wish to model the behavior of a perfectly elastic ball with a perfectly rough (or rubbery) surface, for which angular and linear velocities may be partly exchanged at collision, then we are forced under the other assumptions to require C_q to be the negative of the identity map on the full orthogonal complement of the no-slip subspace (which here includes \mathfrak{n}_q .) With this in mind we state the following definition.

Definition 5 (No-slip bounce). *A no-slip bounce at $q \in \partial M$ is the correspondence $v^- \mapsto v^+$ sending a pre- to a post-collision velocity at q defined by the no-slip collision map C_q . The latter is the orthogonal (relative to the kinetic energy Riemannian metric (1)) linear involution of $T_q M$ equal to the identity on \mathfrak{S}_q and minus the identity on this space's full orthogonal complement.*

Due to the spherical symmetry of the moving particle's mass distribution and the discrete nature of the billiard process, it is less relevant for no-slip billiard systems that we keep track of the actual rotation matrix A . In fact, prior to each collision, we can imagine that the particle is rotated back to a fixed reference orientation in space, keeping linear and angular velocities unaffected. This leads to the notion of *reduced phase space* \mathcal{N} at boundary configurations. With $S = \partial \mathcal{B}$, we define

$$(3) \quad \mathcal{N} := T\mathcal{B}|_S \times \mathfrak{so}(n)$$

whose elements are triples (a, u, U) , $u \in T_a \mathcal{B}$. In other words, we may assume that, at each collision, the rotation matrix is the identity and only keep track of the matrix $U \in \mathfrak{so}(n)$ of infinitesimal angular velocities, in addition to the point (a, u) representing the velocity of the center of mass at $a \in S$. Since A will not be involved, we write C_a rather than C_q when viewing it as a map on $\mathcal{N}_a := T_a \mathcal{B} \times \mathfrak{so}(n)$.

We now turn to no-slip billiards on solid cylinders \mathcal{B} with axis vector e . If a is a point in \mathcal{B} , we occasionally write \bar{a} for its projection to the cross-section $\bar{\mathcal{B}}$; similarly, if u is a tangent vector at a , its projection to a vector at \bar{a} on the cross-section may be written \bar{u} .

The cross-section domain $\bar{\mathcal{B}}$ has its own no-slip billiard system, with a ball of dimension $n - 1$ as the moving particle. The latter will also have a spherically symmetric mass

distribution (if this is the case for the n -dimensional particle) given by the marginal mass distribution after integrating along e . In this case the parameter γ for the $(n - 1)$ -dimensional particle is the same as for the n -dimensional one.

For standard billiard systems on a cylinder (for which reflection is specular), it is both clear and unremarkable that trajectories of the n -dimensional system should project to trajectories of the billiard system on \mathcal{B} . This is due to conservation of momentum resulting from the translation symmetry along e . For the no-slip billiard, this component of momentum is no longer conserved. Nevertheless this projection property still holds.

Theorem 6. *Let \mathcal{N} be the reduced phase space of the no-slip billiard system on the solid cylinder domain $\mathcal{B} \subset \mathbb{R}^n$, and let $\bar{\mathcal{N}}$ be the reduced phase space for the associated transverse billiard system. Then trajectories of the no-slip billiard on \mathcal{N} , possibly with a constant force in the longitudinal direction, project to trajectories of the no-slip billiard map on $\bar{\mathcal{N}}$, where the latter system is given the same mass distribution parameter γ as the billiard in dimension n .*

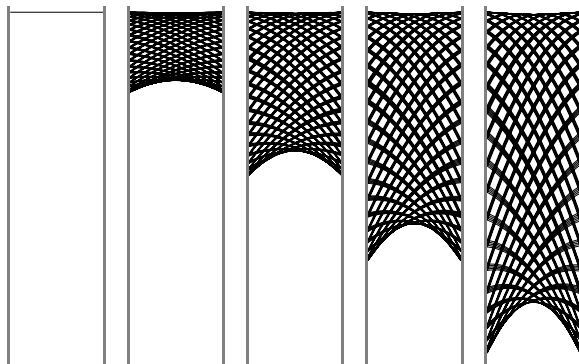


Figure 1: No-slip billiard system between two parallel plates under gravity have bounded orbits in all dimensions. Far left: a simple periodic orbit with gravity turned off. Orbits shown from left to right are under the influence of increasing force.

The above theorem only expresses part of a very useful decoupling of the full set of linear and angular velocity components into two that will greatly facilitate the study of the displacement of the particle's center of mass along the longitudinal direction. (See Proposition 20.) To anticipate what is to come, we note that the Lie algebra $\mathfrak{se}(n)$ of the Euclidean group $SE(n)$ splits into the Lie algebra $\mathfrak{se}(n - 1)$ of $SE(n - 1)$, the group associated with the transversal system, and the orthogonal complement \mathfrak{m} of the latter Lie algebra with respect to the kinetic energy metric. The no-slip collision map will factorize according to this orthogonal decomposition, and our main interest will be on the factor \mathfrak{m} since this is the one that contains the e -component of the center of mass velocity. The subspace \mathfrak{m} has dimension n ; this means that, so long as we are concerned with the longitudinal motion, we only need to focus on n out of $\frac{n(n+1)}{2}$ velocity components (the latter number being the dimension of $SE(n)$). Therefore, an investigation of the motion

of the moving particle naturally splits into a study of the *transverse billiard* system on $\overline{\mathcal{B}}$ and a reduced system containing the component of the motion along e .

For 3-dimensional no-slip billiards in cylinders, this theorem says that the transversal part of the motion reduces to understanding no-slip billiard dynamics in dimension 2. In the course of this paper we refer to a few results in dimension 2 established in our [7]. In general however the focus of the rest of the paper is on the motion along the axis of translation symmetry set by the axis vector e , rather than on the transverse dynamic, and in particular on the question of boundedness of orbits. Note that we will refer to the direction along e as the longitudinal direction or the *vertical* direction, using the terms interchangeably.

We now summarize our main results concerning the question of whether or not trajectories are bounded in the longitudinal direction of the cylinder. As will be seen, the general answer is: sometimes yes, and sometimes no. The following theorem extends the main result of [3] from free motion in 2-dimensional strips to possibly forced motion in n -dimensional regions bounded by parallel hyperplanes. (This domain is a cylinder, according to our general definition.)

Theorem 7. *Consider a domain whose boundary consists of two parallel hyperplanes in \mathbb{R}^n , $n \geq 2$. Then a trajectory of the no-slip billiard system whose initial center of mass velocity is not parallel to the hyperplanes is bounded. Trajectories remain bounded if a constant force is applied to the particle's center of mass along any direction parallel to those hyperplanes.*

Next we ask whether the property of having bounded orbit holds for general cylinders. We show that even in the absence of forces the motion may not be bounded. Typically the height of particle's center of mass will possess a drift in one direction along the cylinder axis e superimposed to an oscillatory part.

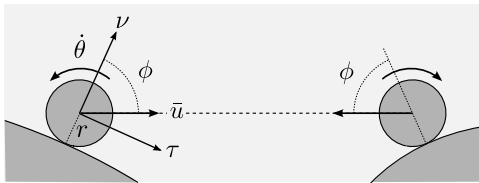


Figure 2: Conditions for a transversal period 2 orbit in dimension 3. The projection to \mathbb{R}^2 of the velocity u of the center of mass and the angular velocity $\dot{\theta}$ are related by $|\dot{\theta}| = (mr/\mathcal{I})|u \sin \phi|$, where m is the projected disc's mass, r is its radius, and \mathcal{I} is its moment of inertia for the projected (or marginal) mass distribution.

the description of the longitudinal motion.

What follows is a corollary of Theorem 21. (The theorem holds for general cylinders in arbitrary finite dimension.) Referring to Figure 2, we regard τ and ν as the tangent

Before validating this claim, we observe that, due to Theorem 6, it makes sense to talk about *transversely periodic* trajectories of the cylindrical billiard. In dimension 3, transversal period 2 orbits are very ubiquitous and easy to obtain. (See Section 3 of [7].) Figure 2 shows the conditions under which they arise. Observe that, for $n = 3$, the constraint equation on initial conditions for period 2 orbits involves only the projection of the linear velocity to the cross-section plane and of the e -component of the angular velocity vector ω (which is $\dot{\theta}$ as indicated in Figure 2). In particular, no conditions are imposed on the velocity components that appear in

and normal vectors at the first collision point and ω as the pre-collision angular velocity at that point; ϕ is as indicated in that figure.

Corollary 8. *A transversal period 2 orbit of a 3-dimensional general cylinder billiard, under no forces, with initial linear vertical velocity σ_0 and initial angular velocity vector ω has a vertical drift*

$$\lim_{\ell \rightarrow \infty} \frac{h_\ell}{\ell} = \frac{\sigma_0 \tan \phi + \gamma^2 r (\omega_\nu + \omega_\tau \tan \phi)}{\tan \phi + 2\gamma^2},$$

where ω_ν and ω_τ are the ν and τ components of ω , and h_ℓ is the height (ie. signed vertical displacement) after ℓ collisions. The condition on the orbit for having transversal period 2 does not restrict the values $\sigma_0, \omega_\nu, \omega_\tau$. Thus the motion is generically unbounded in the vertical direction. If the vertical drift is 0, the motion is bounded.

We wish next to compare the no-slip billiard system in circular cylinders with the rolling process. Let us first review the classical fact about bounded orbits for the rolling motion.

Proposition 9. *Suppose that the cross-section of the 3-dimensional vertical cylinder is a differentiable simple closed curve and that ω_e —the vertical component of the angular velocity vector, a constant of motion—is non-zero. Then trajectories of the rolling motion under a constant force parallel to the axis of the cylinder are bounded.*

Implicit in this statement is the assumption that the particle is constrained to remain in contact with the surface.

As an illustration, consider the *stadium* cylinder whose cross-section, depicted in Figure 3, consists of two circular caps connected by parallel line segments. A glance at the second order equation for the height function h in Theorem 19 shows that the ball is essentially in free fall (with acceleration $g/(1+\gamma^2)$) while it rolls on the flat parts of the surface. In order to remain bounded, it must rebound upward when it passes over the curved caps. Figure 4 shows a typical height function. In the final section of the paper we will briefly explore numerically the no-slip billiard version of this example. It will be apparent that the question whether (and under which initial conditions) orbits remain bounded is much more challenging when the transverse no-slip billiard system is chaotic.

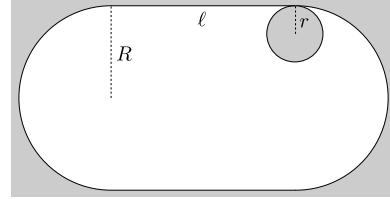


Figure 3: Cross-section of the stadium cylinder and the rolling sphere.

Let us return to the circular cylinder. Compared to rolling motion, the behavior of a no-slip billiard system inside a cylindrical billiard domain, in the presence of a constant force pulling the particle downward, seems to be more subtle. On the one hand, it is possible, and typical for general cylinders, for the particle to accelerate downward (as one might expect). See Figure 6.

But in dimension 3 and for ordinary circular cylinders, we show that for a class of initial conditions satisfying what we call *transversal rolling impact*, the particle does not fall: its position along the axis of the cylinder remains bounded.

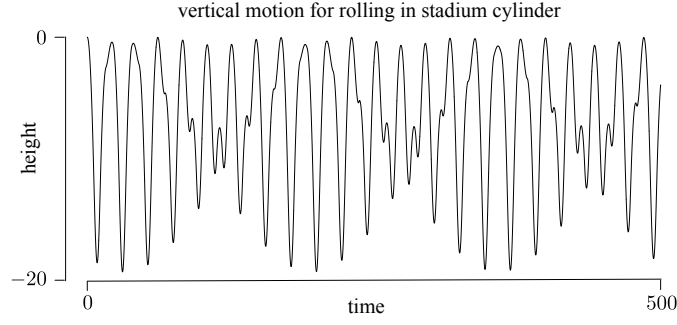


Figure 4: Height of center of mass of rolling particle in a cylinder with stadium cross-section.

Prior to stating the definition of rolling impact, observe that if $(a, u, U) \in \mathcal{N}$ is the pre-collision state at a boundary point a , then the velocity of the point of contact $x = a - r\nu_a$ of the spherical billiard particle of radius r and the boundary of \mathcal{B}_0 is $v = u + U(x - a) = u - rU\nu_a$. We say that the collision satisfies the rolling impact condition if the component of v tangent to the boundary of \mathcal{B} at a is zero.

Definition 10 (Transversal rolling impact). *The pre-collision state $(a, u, U) \in \mathcal{N}$ will be said to satisfy the rolling impact condition if the orthogonal projection of $v = u - rU\nu_a$ to $T_a\partial\mathcal{B}$ is zero. If the billiard domain is a cylinder (not necessarily circular) whose axis is parallel to the unit vector $e \in \mathbb{R}^n$, we say that (a, u, U) satisfies the transversal rolling impact condition if the orthogonal projection of v to $e^\perp \cap T_a\partial\mathcal{B}$ is zero.*

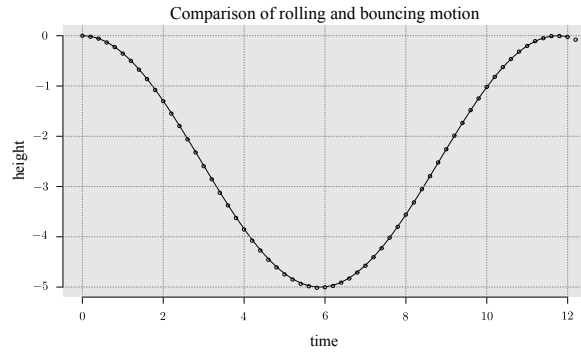


Figure 5: Comparison of the height functions for the rolling motion in a circular cylinder under a constant downward force (solid line) and the corresponding no-slip billiard motion satisfying the transverse rolling impact condition (small circles). Initial conditions are chosen so that the two processes rotate around the cylinder at the same rate.

The above definition of rolling impact is equivalent to the following: at each boundary configuration $q \in \partial M$ of the no-slip billiard, an initial state $v \in T_q M$ projects to a vector

in the no-slip subspace \mathfrak{S}_q . Here we are referring to the orthogonal projection relative to the kinetic energy inner product on T_qM , whereas in Definition 10 it is the ordinary Euclidean inner product that is being invoked. Also notice that transversal rolling impact means that the rolling impact condition holds for the transversal billiard system, which is well-defined due to Theorem 6.

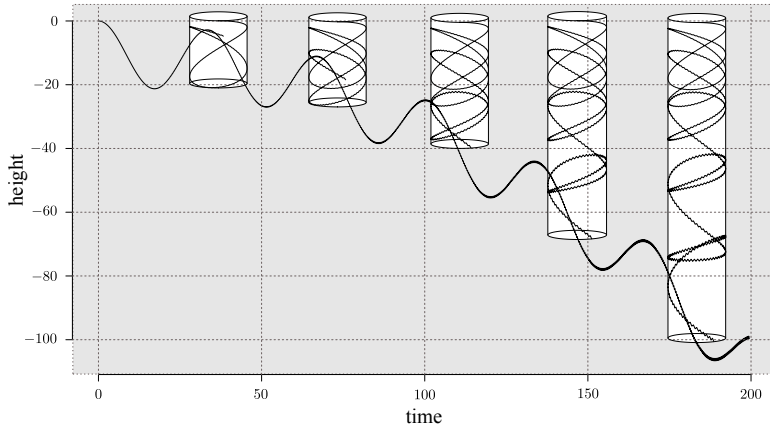


Figure 6: When the transversal rolling impact condition does not hold (see Definition 10), the particle acquires an overall acceleration downward. The apparent increase in thickness of the height function graph and of the particle's path is due to a small scale vertical zig-zag motion of increasing amplitude. See also Figure 8.

For cylinders in dimension 3, let τ_a denote the unit tangent vector to $\partial\mathcal{B}$ at a , oriented so that τ_a, ν_a, e form a positive basis. Let $\omega \in \mathbb{R}^3$ be the angular velocity vector. (We recall that ω is defined by $\omega \times x := Ux$ for all $x \in \mathbb{R}^3$.) Then the rolling impact condition is in this case expressed by the equation $u - u \cdot \nu_a \nu_a = r\omega \times \nu_a$ and the transversal rolling impact condition by

$$(4) \quad u \cdot \tau_a + r\omega \cdot e = 0$$

as a simple algebraic manipulation involving the cross-product shows. We take as a measure of the failure in satisfying this condition the quantity $-r\omega \cdot e / u \cdot \tau_a$ and call it the *transversal rolling defect* (evaluated on the initial velocities).

The following simple observation is essential.

Proposition 11. *Consider a two-dimensional no-slip billiard system in a disc. If the first collision satisfies the rolling impact condition, then all subsequent collisions also do, and the times between consecutive collisions are all equal. Furthermore, the center of mass of the moving particle undergoes specular reflection at each collision.*

The main theorem for no-slip billiards in circular cylinders is now the following.

Theorem 12. *Consider a no-slip billiard system in a circular cylinder in \mathbb{R}^3 whose moving particle is subject to a constant force directed along the axis of the cylinder. If the*

first collision satisfies the transversal rolling impact condition and the first flight segment does not go through the axis of the cylinder, then the particle's trajectory is bounded.

Figure 5 shows that the rolling motion and the billiard motion consisting of a sequence of short no-slip bounces, under the assumption that the initial velocities satisfy the transversal rolling impact condition are, in fact, very close.

One may be inclined to think that the equations for the billiard motion are a simple-minded discretization of the differential equation for the rolling motion, or that the latter is a straightforward limit of the former, but this seems not to be the case. It is essential here to bear in mind the phenomenon illustrated in Figure 7, which shows that if the transversal rolling defect is not 1, then in the continuous limit one obtains a kind of motion that appears to be smooth but is very different from that of solutions of the rolling differential equation. The small scale zig-zag motion shown more clearly in Figure 8, which has a close-up of segments of trajectories highlighting the effect of introducing a small transversal rolling defect, suggests a potential difficulty to overcome. It would be most interesting to find a limit differential equation containing this rolling defect as an equation parameter, and the rolling equations as a special case when the parameter is 1. Such an equation would, hopefully, suggest a possible physical interpretation of this key parameter. We leave this as a problem to be addressed in a future work.

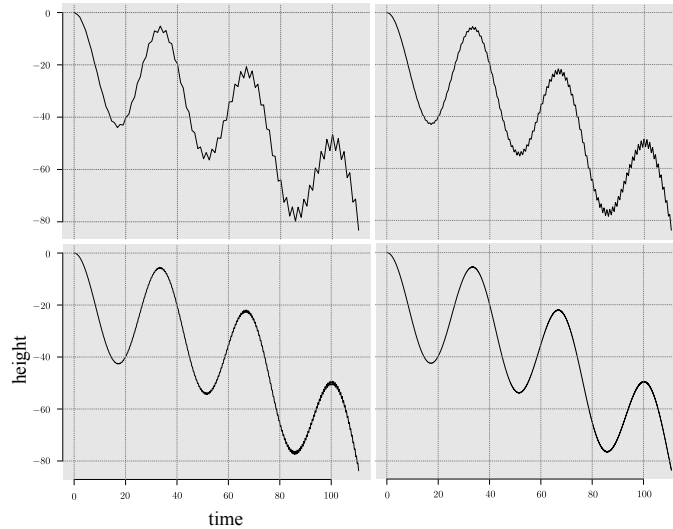


Figure 7: These graphs correspond to a fixed initial transversal rolling defect $-r\omega \cdot e / u \cdot \tau_a = 1.15$. (When the transversal rolling impact initial condition holds, this value is 1.) Here $\omega \cdot e$ is the longitudinal component of the initial angular velocity vector and $u \cdot \tau_a$ is the tangential (to the boundary of the billiard domain) component of the center of mass velocity. As the intercollision flight becomes shorter and motion grazes the cylinder more and more closely, the height function becomes smooth but the falling rate remains essentially unchanged.

The proofs of the above theorems and propositions, and of some of the more gen-

eral facts to be stated shortly that are not restricted to dimension 3, will be given in the subsequent sections. Although our more complete observations pertain to 3 dimensional domains, we have chosen to state and prove our results, whenever we can, in arbitrary dimensions. We believe that this subject touches on a number of questions of geometric/dynamical interest, for example, concerning a possible theory of discrete non-holonomic systems, for which it would be too restrictive to remain in dimension 3. Partly for this reason, but also for the sake of completeness, we have also included reasonably detailed proofs of properties of rolling motion, such as the fact that general cylinders in dimension 3 have bounded orbits, even though this is a classical fact. We believe that our more geometric approach, which avoids relying too much on background material from mechanics (like the use of such concepts as Coriolis torque, for example; see [9]) and highlights the central role of the Euclidean group, is worthwhile recording.

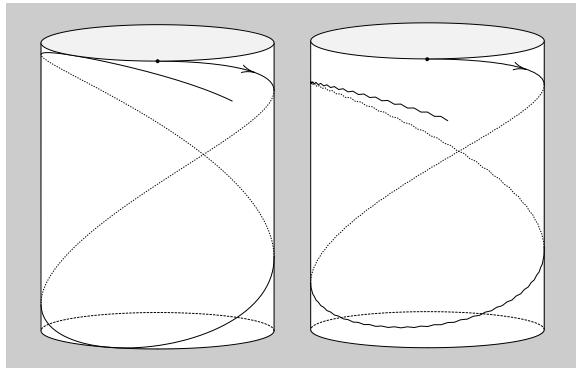


Figure 8: Near grazing paths of no-slip billiard particle. On the left-hand side, the transversal rolling impact condition holds for the initial bounce, but on the right-hand side a small deviation of this condition is introduced. Notice the characteristic zig-zag nature of the curve and that it does not return all the way to the initial height. The starting center of mass position is indicated by the small black dot.

3 MORE DEFINITIONS AND BASIC FACTS

There are two Riemannian metrics we need to consider: the one on M defined above by (1), and the metric on the hypersurface $S = \partial\mathcal{B}$ induced (by restriction) from the Euclidean metric in \mathbb{R}^n . Although the context should make it clear which is being referred to at any given moment, for example, when stating that vectors have unit length or are mutually orthogonal, we will always refer to the former as the *kinetic energy metric*.

We define the *cross-product* in \mathbb{R}^n as the bilinear map $(a, b) \in \mathbb{R}^n \times \mathbb{R}^n \mapsto a \wedge b \in \mathfrak{so}(n)$ taking on values in the Lie algebra $\mathfrak{so}(n)$ of the rotation group, given by

$$u \mapsto (a \wedge b)u := (a \cdot u)b - (b \cdot u)a$$

for all $u \in \mathbb{R}^n$. If a and b are unit orthogonal vectors and V is the plane linearly spanned by a and b , then

$$\exp(\theta(a \wedge b)) = \Pi^\perp + (\cos \theta)\Pi + (\sin \theta)a \wedge b \in SO(n)$$

is a rotation matrix that restricts to the identity transformation on V^\perp and rotates vectors in V by angle θ , where Π and Π^\perp are the orthogonal projections to V and V^\perp , respectively. (We also use Π , possibly with additional sub- or superscripts, for other orthogonal projections to appear in the course of this paper. It will be clear in each case to which projection we are referring.) It is useful to note that

$$(5) \quad \frac{1}{2}\text{Tr}((a \wedge b)(c \wedge d)^\dagger) = (a \cdot c)(b \cdot d) - (a \cdot d)(b \cdot c)$$

where \dagger denotes transpose. If moreover U is an $n \times n$ matrix then

$$(6) \quad \frac{1}{2}\text{Tr}(U(a \wedge b)^\dagger) = (Ua) \cdot b.$$

Notice that, if $n = 3$,

$$(a \wedge b)u = (a \times b) \times u,$$

where \times is the ordinary cross-product of vector algebra.

The kinetic energy Riemannian metric (1) is a product metric on $M = SO(n) \times \mathcal{B}$. The trace part is a bi-invariant metric on the rotation group. It is a standard and easy to prove fact that the Levi-Civita connection on $SO(n)$ associated to this metric satisfies

$$\nabla_X Y = \frac{1}{2}[X, Y]$$

for any pair X, Y of left-invariant vector fields. The following proposition is also a standard fact about bi-invariant metrics.

Proposition 13. *Let $A(t)$ be a smooth path in $SO(n)$ where the rotation group is given the above bi-invariant trace metric. Define $U(t) = A(t)^{-1}\dot{A}(t) \in \mathfrak{so}(n)$, where \dot{A} indicates derivative in t of the matrix-valued function. Then*

$$\frac{\nabla \dot{A}}{dt} = A\dot{U}.$$

In particular, $A(t)$ is a geodesic iff $U(t)$ is constant and $A(t) = A(0)e^{tU}$.

We often find it convenient to express tangent vectors to the Euclidean group $SE(n)$ at a point (A, a) in the form (UA, u) , where $U \in \mathfrak{so}(n)$ and $u \in \mathbb{R}^n$. In this form, the vector is obtained by a right-translation from the identity $(I, 0)$ to (A, a) of an element of the Lie algebra $\mathfrak{se}(n)$ of $SE(n)$. The reader should be attentive to the distinction between (UA, u) and (AU, Au) . The latter arises when we wish to think of $(U, u) \in \mathfrak{so}(n)$ as an infinitesimal rotation expressed in the so-called *body frame*; on the other hand, when writing a tangent vector as (UA, u) , one has the following interpretation: a material point $b \in D$ which in configuration (A, a) is at $x = Ab + a \in \mathbb{R}^n$, will have velocity at x equal to

$U(x-a) + u$. In particular, a and u are, respectively, the position and the velocity of the center of mass of the ball $D_0(r)$ in the state $(UA, u) \in T_{(A,a)}M$.

If $A(t)$ is a smooth curve in $SO(n)$ and $U(t)$ is now defined by $U(t) = \dot{A}(t)A(t)^{-1}$, then by Proposition 13

$$A^{-1} \frac{\nabla \dot{A}}{dt} = \frac{d}{dt} (A^{-1} \dot{A}) = \frac{d}{dt} (A^{-1} U A) = -(-A^{-1} \dot{A} A^{-1}) U A + A^{-1} \dot{U} A + A^{-1} U \dot{A},$$

and the last term simplifies to $-A^{-1} U^2 A + A^{-1} \dot{U} A + A^{-1} U^2 A = A^{-1} \dot{U} A$. Thus we immediately have the following remark:

Proposition 14. *For a smooth curve $q(t) = (A(t), a(t))$ in M , write $\dot{q} = (U(t)A(t), u(t))$, where $u = \dot{a}$ and $U = \dot{A}A^{-1}$. Then the acceleration of $q(t)$ relative to the Levi-Civita connection ∇ of the left-invariant (kinetic energy) metric (1) is*

$$\frac{\nabla \dot{q}}{dt} = (\dot{U}A, \dot{u}).$$

When the focus is on the geometry of the boundary of M with the induced metric, and $q(t) \in S := \partial M$, then \dot{u} is replaced with $\frac{D\dot{u}}{dt} = \dot{u} - (\dot{u} \cdot \nu_a)\nu_a$ where D is the Levi-Civita connection of the hypersurface $S \subset \mathbb{R}^n$ and ν_a is a unit normal vector to S at a .

Recall from Definition 2 the no-slip bundle \mathfrak{S} . A simple computation gives the explicit form of its orthogonal complement relative to the kinetic energy metric. Notice that the unit normal vector to ∂M pointing into M is $\mathfrak{n}(A, a) = \frac{1}{\sqrt{m}}(0, \nu_a)$, where m is the mass of the moving particle. Clearly, $\mathfrak{n}(q)$ lies in that orthogonal complement. However, in what follows, it will be convenient to reserve the notation \mathfrak{S}_q^\perp for the orthogonal vectors to \mathfrak{S}_q contained in $T_q(\partial M)$. Thus defined, we have

$$(7) \quad \mathfrak{S}_{(A,a)}^\perp = \left\{ \left(\frac{1}{r\gamma^2} (w \wedge \nu_a) A, w \right) : w \in T_a S \right\}.$$

Properties (5) and (6) of the product \wedge are useful for verifications of this kind.

We give now a more explicit description of the no-slip collision map on the reduced phase space \mathcal{N} introduced in Definition 5. For details we refer the reader to [5]. The abbreviations c_β and s_β will be used throughout the rest of the paper for the quantities:

$$c_\beta := \cos \beta := \frac{1 - \gamma^2}{1 + \gamma^2}, \quad s_\beta := \sin \beta := \frac{2\gamma}{1 + \gamma^2}.$$

The angle β is defined by these relations. When there is no chance of confusion we may simply write c, s . Recall that ν_a is the unit inward pointing normal vector to S .

Proposition 15 (No-slip collision map, [5]). *For each $a \in S$, the no-slip collision map at a is the linear map $C_a : \mathcal{N}_a \rightarrow \mathcal{N}_a$ such that*

$$C_a(u, U) = \left(c_\beta u - \frac{s_\beta}{\gamma} (u \cdot \nu_a) \nu_a + s_\beta \gamma r U \nu_a, \frac{s_\beta}{\gamma r} \nu_a \wedge u + U - \frac{s_\beta}{\gamma} \nu_a \wedge U \nu_a \right).$$

Finally, let us also recall the following definition.

Definition 16 (Shape operator). *The shape operator \mathbb{S}_a of the hypersurface $S \subset \mathbb{R}^n$ at a is the symmetric linear transformation of $T_a S$ mapping v to $-D_v \nu$, where ν is the vector field along S of normal vectors and D_v is being used here for the ordinary directional differentiation of \mathbb{R}^n -valued functions. (Elsewhere in the paper we also use D for the Levi-Civita connection on S relative to the metric induced by the ordinary dot product.) The unit eigenvectors of \mathbb{S}_a are called the principal vectors at a , and the eigenvalues are the principal curvatures.*

4 ROLLING MOTION ON CYLINDERS

In this section we review general facts about rolling and give a self-contained discussion of the fact that orbits of the rolling motion on 3-dimensional cylinders with general cross-section. This is a classical result in non-holonomic dynamics, but we wish briefly to re-derive it here (in the present more geometric setting) so as to see more clearly the parallels with similar bounded motion of the no-slip billiard counterpart. Throughout the section e will denote the axis vector of the cylinder, as in Definition 1. Moreover, $\nu(a) = \nu_a$ continues to denote the inward pointing unit normal vector. In order to simplify notation, we will write ν except when emphasizing the dependence on boundary point.

The rolling particle is subject to a force f (a vector field on M), assumed to have zero $\mathfrak{so}(n)$ component and \mathbb{R}^n component φe , where $\varphi = -mg$ is constant and g is interpreted as the acceleration due to gravity. Such an f does not directly affect the angular velocities and can be thought to act on the center of mass of the moving particle.

Returning to the constrained Newton's equation of Definition 4, notice that due to the description of \mathfrak{S}^\perp in Equation (7), the constraint force $N \in \mathfrak{S}^\perp$ at $q = (A, a)$ has the form

$$N = \left(\frac{1}{r\gamma^2} \zeta \wedge \nu A, \zeta \right)$$

where $\zeta = \zeta(q, \dot{q}) \in T_a S$ must be determined from the constraint $\dot{q} \in \mathfrak{S}_q$. Using Proposition 14, and writing $\dot{q} = (UA, u)$, where $U \in \mathfrak{so}(n)$ and $u \in T_a S$, we can split Newton's equation into separate equations for the angular velocity matrix U and center of mass velocity u :

$$(8) \quad \dot{U} = \frac{1}{r\gamma^2} \zeta \wedge \nu, \quad \frac{Du}{dt} = -ge + \zeta.$$

As before, Du/dt refers to the Levi-Civita connection on S relative to the metric induced by the standard Euclidean metric (dot product) on \mathbb{R}^n . The first equation and the definition of \wedge imply

$$(9) \quad \zeta = -r\gamma^2 \dot{U} \nu$$

while the constraint on \dot{q} (recall the expression for \mathfrak{S} given in (2)) implies

$$(10) \quad u = rU\nu.$$

It is not difficult to solve for ζ and obtain an explicit differential equation for $U(t)$. This is done in the next proposition.

Proposition 17. *The path $q(t) = (A(t), a(t))$ that solves the constrained Newton's equation for the rolling process is the solution to an initial value problem for the system of the differential equations*

$$\dot{a} = rU\nu_a, \quad \dot{A} = UA, \quad \dot{U} = -\frac{1}{(1+\gamma^2)r} (r^2US_aU\nu_a - ge) \wedge \nu_a.$$

Proof. Let us define for each $a \in S$ the linear map

$$(11) \quad \Gamma_a : U \in \mathfrak{so}(n) \mapsto U - \gamma^{-2} (U\nu_a) \wedge \nu_a \in \mathfrak{so}(n).$$

This is an invertible map. To check this claim, let τ_1, \dots, τ_n be an orthonormal basis of \mathbb{R}^n with $\tau_n = \nu_a$. Then a straightforward computation using the basic properties of \wedge leads, for $i < j \leq n$, to

$$(12) \quad \tau_i \cdot \Gamma_a(U) \tau_j = \left(1 + \frac{\delta_{jn}}{\gamma^2}\right) \tau_i \cdot U \tau_j.$$

Clearly, then, Γ_a is injective, hence invertible. It may be helpful noting here that $\tau_i \cdot U \tau_j$ is a constant multiple of the trace inner product $\langle U, \tau_i \wedge \tau_j \rangle$. If in particular $U = w \wedge \nu$, then $\Gamma(w \wedge \nu) = (1 + \gamma^2)/\gamma^2 w \wedge \nu$.

The first equation, for \dot{a} , comes from (10) and the second, for \dot{A} , is immediate from the definition $U = \dot{A}A^{-1}$. Thus we only need to justify the third equation. The second equation in (8) gives $\zeta = \frac{Du}{dt} + ge$, and the first gives

$$\dot{U} = \frac{1}{r\gamma^2} \left(\frac{Du}{dt} + ge \right) \wedge \nu.$$

In the above we may replace the covariant derivative $\frac{Du}{dt}$ with the ordinary derivative \dot{u} since the difference is a multiple of ν , which vanishes after taking the cross product \wedge with ν . Now notice that $\dot{\nu}_a = D_u \nu = -\mathbb{S}_a u$, where \mathbb{S}_a is the shape operator of S at a . (See Definition 16.) Therefore,

$$\dot{u} = r\dot{U}\nu + rU\dot{\nu} = r\dot{U}\nu - rUSu = r\dot{U}\nu - r^2USU\nu,$$

from which we obtain

$$\Gamma(\dot{U}) = \dot{U} - \frac{1}{\gamma^2} (\dot{U}\nu) \wedge \nu = -\frac{1}{r\gamma^2} (r^2USU\nu - ge) \wedge \nu.$$

The desired third equation follows from the definition of Γ . □

Since we are particularly concerned with the issue of boundedness of trajectories, we need to obtain information about the function $h(a) = a \cdot e$, whose derivative in time is $u \cdot e$. The next proposition shows how to get a handle on this quantity.

Proposition 18. *Let e be the axis vector of the cylinder S , ν the inward pointing unit normal vector field of S , $q(t) = (A(t), a(t))$, and $\dot{q}(t) = (U(t)A(t), u(t))$. Then*

$$\frac{d}{dt}(e \cdot u) = \frac{\gamma^2}{1 + \gamma^2} r^2 (Ue) \cdot (\mathbb{S}_a U\nu) - \frac{g}{1 + \gamma^2}$$

holds under the assumption that $q(t)$ satisfies the constrained Newton's equation for the rolling motion of the particle of radius r , mass m , mass distribution parameter γ , subject to a constant force $-mge$. Furthermore,

$$(Ue) \cdot (\mathbb{S}_a U\nu) = \sum_{i=1}^{n-2} \lambda_i(a) (\tau_i \cdot Ue) (\tau_i \cdot U\nu)$$

where $\tau_i = \tau_i(a)$, $i = 1, \dots, n-1$, is an orthonormal basis of $T_a S$ consisting of principal vectors, $\lambda_i(a)$ are the respective principal curvatures of S , and $\tau_{n-1} = e$, $\lambda_{n-1} = 0$. In dimension 3 we have $\tau_a := \tau_1(a) = \nu_a \times e$. Letting in this case $\lambda(a)$ be the principal curvature in direction τ_a , the above equation reduces to

$$\frac{d}{dt}(e \cdot u) = \frac{\gamma^2}{1 + \gamma^2} r^2 \lambda(a) (\tau_a \cdot Ue) (\tau_a \cdot U\nu_a) - \frac{g}{1 + \gamma^2}.$$

Proof. By Proposition 17

$$re \cdot \dot{U}\nu = \frac{1}{1 + \gamma^2} [-r^2 (Ue) \cdot (\mathbb{S}U\nu) - g].$$

Now observe that

$$\frac{d(e \cdot u)}{dt} = r \frac{d(U\nu)}{dt} = re \cdot \dot{U}\nu + re \cdot U\dot{\nu} = re \cdot \dot{U}\nu - re \cdot USu = re \cdot \dot{U}\nu - r^2 e \cdot USU\nu$$

hence $re \cdot \dot{U}\nu = \frac{d(e \cdot u)}{dt} - r^2 (Ue) \cdot (\mathbb{S}U\nu)$. The first equation of the proposition is now an immediate consequence. The other claims follow easily from definitions. \square

In dimension 3 there is an orthonormal moving frame consisting of τ, ν, e where $\tau = \nu \times e$. The field τ is parallel ($\frac{D\tau}{dt} = 0$). Furthermore $\mathbb{S}_a \tau_a = \lambda(a) \tau_a$ where $\lambda(a)$ is a principal curvature, and $\mathbb{S}_a e = 0$. When S is a circular cylinder of radius $R - r$ (and the extended billiard domain is a circular solid cylinder of radius R), $\lambda(a) = 1/(R - r)$.

Theorem 19. *Let $n = 3$ and introduce the angular velocity vector ω according to the definition $w \mapsto U = \omega \times u$. Under the conditions and notations of Proposition 18, the following system of equations hold:*

$$\frac{d}{dt}(u \cdot e) + \frac{\gamma^2}{1 + \gamma^2} r^2 \lambda(a) (\omega \cdot e) (\omega \cdot \nu) + \frac{g}{1 + \gamma^2} = 0$$

and

$$\frac{d}{dt}(\omega \cdot \nu) = \lambda(a) (\omega \cdot e) (u \cdot e),$$

where $\omega \cdot e$ is constant in t . Notice that $u \cdot e = \dot{h}$, where $h(a) = a \cdot e$ is the height of the center of mass of the moving particle. In terms of h , the above becomes

$$\ddot{h} + \frac{\gamma^2}{1 + \gamma^2} r^2 \lambda(a) \omega_e(0) \left[\omega_\nu(0) + \omega_e(0) \int_0^t \lambda(a(s)) \dot{h}(s) ds \right] + \frac{g}{1 + \gamma^2} = 0,$$

where $\omega_e = \omega \cdot e$ and $\omega_\nu = \omega \cdot \nu$.

Proof. Observe that

$$\nu \cdot \mathbb{S}U\nu = 0, \quad e \cdot \mathbb{S}U\nu = (\mathbb{S}e) \cdot (U\nu) = 0, \quad \tau \cdot \mathbb{S}U\nu = (\mathbb{S}\tau) \cdot (U\nu) = \lambda\tau \cdot U\nu,$$

so that

$$(Ue) \cdot (\mathbb{S}_a U\nu) = (\tau \cdot Ue)(\tau \cdot \mathbb{S}U\nu) + (\nu \cdot Ue)(\nu \cdot \mathbb{S}U\nu) + (e \cdot Ue)(e \cdot \mathbb{S}U\nu) = \lambda(\tau \cdot Ue)(\tau \cdot U\nu).$$

The quantity $\tau \cdot U\nu$ is constant in t . To verify this claim, first observe that, as $\dot{\tau}$ is collinear to ν and $\dot{\nu}$ is collinear to τ ,

$$\frac{d}{dt}(\tau \cdot U\nu) = \dot{\tau} \cdot U\nu + \tau \cdot \dot{U}\nu + \tau \cdot U\dot{\nu} = \tau \cdot \dot{U}\nu$$

From the third equation in Proposition 17 and Equation (12) we obtain

$$\left(1 + \frac{1}{\gamma^2}\right)\tau \cdot \dot{U}\nu = \tau \cdot \Gamma(\dot{U})\nu = -\frac{1}{r\gamma^2}\tau \cdot [(r^2 U\mathbb{S}U\nu - ge) \wedge \nu] \nu = \frac{r}{\gamma^2}\tau \cdot U\mathbb{S}U\nu.$$

But $\tau \cdot U\mathbb{S}U\nu = -(U\tau) \cdot (\mathbb{S}U\nu) = -\lambda(\tau \cdot U\tau)(\tau \cdot U\nu) = 0$. Therefore $\tau \cdot U\nu$ is indeed constant. It remains to understand the term $\tau \cdot Ue$ in $(Ue) \cdot (\mathbb{S}_a U\nu) = \lambda(\tau \cdot Ue)(\tau \cdot U\nu)$. Observe that $\tau \cdot \dot{U}e = \tau \cdot ((r\gamma^2)^{-1}\zeta \wedge \nu)e = 0$ and $\dot{\tau} = \lambda u \cdot \tau\nu$, hence

$$\frac{d}{dt}(\tau \cdot Ue) = \dot{\tau} \cdot Ue + \tau \cdot \dot{U}e = \lambda(\tau \cdot u)(\nu \cdot Ue) = -\lambda r(\tau \cdot U\nu)(e \cdot U\nu) = -\lambda(\tau \cdot U\nu)(e \cdot u),$$

where the third and fourth equalities made use of Equation (10). Finally, notice that $\tau \cdot U\nu = -\omega \cdot e$ and $\tau \cdot Ue = \omega \cdot \nu$. We conclude the proof by applying these observations to the last equation in the statement of Proposition 18. \square

As a simple example, we see that the height of the rolling particle in a 3-dimensional vertical circular cylinder undergoes simple harmonic oscillations, so long as the constant of motion ω_e is non-zero. In particular, the motion is bounded. In fact, suppose the cross-section of S is a circle of radius $R - r$. In this case $\lambda = 1/(R - r)$ is constant, so

$$\ddot{h} + \frac{\gamma^2}{1 + \gamma^2} \left(\frac{r}{R - r}\right)^2 \omega_e(0)^2 h + \frac{\gamma^2}{1 + \gamma^2} \frac{r^2}{R - r} \omega_e(0) \left(\omega_\nu(0) - \frac{1}{R - r} \omega_e(0) h(0)\right) + \frac{g}{1 + \gamma^2} = 0.$$

This has the form $\ddot{h} + c_0 h + c_1 = 0$ where c_0 is a positive constant (assuming $\omega_e(0) \neq 0$). In terms of the variable $z := h + c_1/c_0$, the equation takes the form $\ddot{z} + c_0 z = 0$, whose solutions are the bounded functions $z(t) = C_1 \cos(\sqrt{c_0}t) + C_2 \sin(\sqrt{c_0}t)$.

The following interesting observation was made in [9]. Let T_h and T_v denote, respectively, the periods of horizontal and vertical oscillation of the rolling ball in the circular vertical cylinder. One easily finds that $T_h = 2\pi(R - r)/r\omega_e$ and $T_v = \sqrt{\frac{1 + \gamma^2}{\gamma^2}} 2\pi(R - r)/r\omega_e$. Therefore the ratio of these two periods only depends on the mass distribution parameter γ : $T_v/T_h = \sqrt{\frac{1 + \gamma^2}{\gamma^2}}$. For example, $\gamma^2 = 2/5$ for the uniform distribution in dimension 3, so the period ratio in this case is $\sqrt{7/2}$.

We now restate and prove Proposition 9.

Proposition 9. *Suppose that the cross-section of the 3-dimensional vertical cylinder is a differentiable simple closed curve and that the constant of motion ω_e —the vertical component of the angular velocity vector—is non-zero. Then trajectories of the rolling motion under a constant force parallel to the axis of the cylinder are bounded.*

Proof. Let $h = a \cdot e$ denote, as before, the height of the center of mass of the rolling particle, and introduce $\sigma = \dot{h}$ and w the ν component of the angular velocity vector ω . According to Theorem 19, the function $h(t)$ can be obtained by solving an initial value problem for the system

$$\dot{h} = \sigma, \quad \dot{\sigma} = -c_1 \lambda(t) w + c_3, \quad \dot{w} = c_2 \lambda(t) \sigma,$$

where c_1, c_2, c_3 are constants involving the parameters γ, ω_e, r and g , and c_1, c_2 are positive. The principal curvature $\lambda(t) = \lambda(a(t))$ is a periodic function of t which is known in advance since it only depends on the point of contact at time t along the cross-sectional boundary curve, and we know which point that is from the initial condition and the constant value of ω_e . (That boundary point moves at a constant rate $r\omega_e$.) A simple rescaling of the variables gives the system

$$\dot{x}_1 = x_2, \quad \dot{x}_2 = -\eta(t)x_3 + 1, \quad \dot{x}_3 = \eta(t)x_2$$

where x_1 is a constant multiple of h and $\eta(t)$ is a periodic function of t whose period we may assume without loss of generality to be 1. Introducing the complex variable $z = x_2 + ix_3$, we previous system reduces to $\dot{z} = \text{Re}(z)$, $\dot{z} = i\eta z + 1$. For simplicity, let us assume 0 initial conditions. Then the differential equation for z has solution

$$z(t) = e^{if(t)} \int_0^t e^{-if(s)} ds,$$

where $f(t) = \int_0^t \eta(s) ds$ satisfies $f(t+1) = f(t) + 1$. Standard integral manipulations give

$$z(n+t) = \frac{e^{in} - 1}{1 - e^{-i}} e^{if(t)} \int_0^1 e^{-if(s)} ds + e^{if(t)} \int_0^t e^{-if(s)} ds$$

for all integers n and $0 \leq t < 1$. The goal is to establish that the real part of $\int_0^t z(s) ds$, which equals $x_1(t)$, is a bounded function. Let us verify this fact for $t = n$, an integer. Another straightforward manipulation of integrals leads to

$$(13) \quad \int_0^n z(s) ds = (\text{bounded term}) - \frac{n}{|1 - e^{-i}|^2} \left\{ (1 - e^i) \mathcal{I}_1 - 2(1 - \cos 1) \mathcal{I}_2 \right\}.$$

where $\mathcal{I}_1 = \int_0^1 \int_0^1 e^{i[f(t)-f(s)]} ds dt$ and $\mathcal{I}_2 = \int_0^1 \int_0^t e^{i[f(t)-f(s)]} ds dt$. But

$$\mathcal{I}_1 = 2 \int_0^1 \int_0^t \cos(f(t) - f(s)) ds dt.$$

One then notices that the real part of the term in braces in equation (13) must be zero. \square

5 NO-SLIP BILLIARDS IN GENERAL CYLINDERS

We now prove Theorem 6, reproduced below.

Theorem 6. *Let \mathcal{N} be the reduced phase space of the no-slip billiard system on the solid cylinder domain $\mathcal{B} \subset \mathbb{R}^n$, and let $\overline{\mathcal{N}}$ be the reduced phase space for the associated transverse billiard system. Then trajectories of the no-slip billiard on \mathcal{N} , possibly with a constant force in the longitudinal direction, project to trajectories of the no-slip billiard map on $\overline{\mathcal{N}}$, where the latter system is given the same mass distribution parameter γ as the billiard in dimension n .*

Proof. Given a vector space W , it makes sense to write the Lie algebra of the special Euclidean group on W , as a vector space, in the form $\mathfrak{se}(W) = (W \wedge W) \oplus W$ where W corresponds to infinitesimal translations and $W \wedge W$ is the space spanned by elements $u \wedge v$, for all $u, v \in W$. In this notation we have, for $W = \mathbb{R}^{n-1} = e^\perp$,

$$\mathfrak{se}(n) = \mathfrak{se}(n-1) \oplus (\mathbb{R}^{n-1} \wedge e) \oplus \mathbb{R}e$$

and this direct sum decomposition is orthogonal with respect to the inner product on $\mathfrak{se}(n)$ given above in Equation 1. Also observe that the map C_a (Proposition 15), at each a on the boundary of \mathcal{B} , respects the decomposition

$$\mathfrak{se}(n) = \mathfrak{se}(n-1) \oplus \mathfrak{se}(n-1)^\perp$$

since for all $w \in W$ for which $w \cdot \nu_a = 0$ we have $C_a(0, w \wedge e) = (0, w \wedge e)$ and

$$(14) \quad C_a(0, \nu_a \wedge e) = (r\gamma s_\beta e, -c_\beta \nu_a \wedge e), \quad C_a(e, 0) = (c_\beta e, (r\gamma)^{-1} s_\beta \nu_a \wedge e).$$

Here we are writing $C_a(u, U)$, for $u \in \mathbb{R}^n$ and $U \in \mathfrak{so}(n)$, on the reduced phase space \mathcal{N} . Letting $C_{\bar{a}}$ be the no-slip reflection map at \bar{a} of the system on $\overline{\mathcal{B}}$, and writing Π for the orthogonal projection from $\mathfrak{se}(n)$ to $\mathfrak{se}(n-1)$, it follows that

$$\Pi \circ C_a = C_{\bar{a}} \circ \Pi.$$

(As already noted, we use the symbol Π to denote the orthogonal projection on various subspaces of \mathbb{R}^n ; the context will make it clear which subspace one is referring to at any given moment.) From these observations we conclude that the natural projection from \mathcal{N} to the reduced phase space $\overline{\mathcal{N}}$ of the transverse billiard system commutes with the respective no-slip billiard maps. \square

The following notation will be used in our study of the longitudinal motion of no-slip billiards in general cylinders with axis vector e . Let $(a_j, u_j^-, U_j^-), (a_j, u_j, U_j) \in \mathcal{N}$ denote, respectively, the pre- and post-collision states at the j th collision, $j = 0, 1, \dots$, for a given trajectory of the no-slip system in \mathcal{B} ; we write $\nu_j = \nu(a_j)$ for the inward pointing normal vector to the boundary of \mathcal{B} at a_j ; the time interval between consecutive collisions, from the j th to the $j+1$ st collision, will be denoted t_j ; we further introduce the velocity components $\sigma_j := u_j \cdot e$ and $w_j := \gamma r U_j e \in e^\perp =: W$, and the longitudinal projection $h_j := a_j \cdot e$. Define the following elements of $\mathbb{R}^n = \mathbb{R}e \oplus W$:

$$\Lambda_i = \begin{pmatrix} \sigma_i \\ w_i \end{pmatrix}, \quad \Lambda_i^- = \begin{pmatrix} \sigma_i^- \\ w_i^- \end{pmatrix}, \quad \mathbb{1} = \begin{pmatrix} 1 \\ 0 \end{pmatrix}, \quad \Phi = -g\mathbb{1}.$$

The special notation $\mathbb{1}$ is used here for the first standard basis vector of \mathbb{R}^n in order to emphasize that we are dealing with a velocity space mixing linear and angular components, and not the ambient \mathbb{R}^n of the billiard domain. Set $W_a := \{w \in W : w \cdot \nu_a = 0\}$, $a \in \partial\mathcal{B}$, let Π_a be the orthogonal projection to W_a , and define

$$\mathcal{A}(a) := \begin{pmatrix} c_\beta & -s_\beta \nu_a^\dagger \\ -s_\beta \nu_a & -c_\beta \nu_a \nu_a^\dagger + \Pi_a \end{pmatrix}$$

Simple algebraic manipulation using the basic properties of \wedge and Proposition 15 gives that $\mathcal{A}(a)$ maps pre- to post-collision velocity components in the mixed velocity space \mathbb{R}^n . Thus $\Lambda_i = \mathcal{A}_i \Lambda_i^-$, where $\mathcal{A}_i := \mathcal{A}(a_i)$. Over the intercollision flight, the change in these n mixed velocity components is: $\Lambda_i^- = \Lambda_{i-1} + t_{i-1} \Phi$ since $\sigma_i^- = \sigma_{i-1} - t_{i-1} g$ and $w_i^- = w_{i-1}$ (recall that U does not change between collisions). Therefore,

Proposition 20. *With the notation just introduced, the sequence of displacements h_i along the cylinder's axis satisfies*

$$h_i = h_{i-1} + \mathbb{1}^\dagger \left(t_{i-1} \Lambda_{i-1} + \frac{t_{i-1}^2}{2} \Phi \right)$$

$$\Lambda_i = \mathcal{A}_i (\Lambda_{i-1} + t_{i-1} \Phi).$$

with initial conditions Λ_0 and h_0 .

Proof. This is a simple consequence of the general form of C_a given in Proposition 15, the above definitions, and the elementary properties of \wedge . \square

Observe that $\mathcal{A}(a)$, like C_a , is an orthogonal involution. It has eigenvalues -1 with multiplicity 1 and 1 with multiplicity $n-1$. In fact we have for all $w \in W_a$

$$\mathcal{A}(a) \begin{pmatrix} 0 \\ w \end{pmatrix} = \begin{pmatrix} 0 \\ w \end{pmatrix}, \quad \mathcal{A}(a) \begin{pmatrix} -1 \\ \gamma \nu_a \end{pmatrix} = \begin{pmatrix} -1 \\ \gamma \nu_a \end{pmatrix}, \quad \mathcal{A}(a) \begin{pmatrix} \gamma \\ \nu_a \end{pmatrix} = - \begin{pmatrix} \gamma \\ \nu_a \end{pmatrix}.$$

We turn our attention now to the longitudinal motion when the no-slip billiard orbit is transversely periodic of period 2. We wish to find an expression for the longitudinal drift in the absence of forces. This is provided by the following theorem.

Theorem 21. *For an orbit with transversal period 2, define $Q = \mathcal{A}_1 \mathcal{A}_2$, $\mathcal{A} = \mathcal{A}_1$, and the row vector $\xi = (1 + c_\beta, -s_\beta \nu_1^\dagger)$. Then $Q \in SO(n)$. Denote by P the orthogonal projection onto the eigenspace of Q for the eigenvalue 1. Then*

$$h_\ell = \hat{h}_\ell + \left\lfloor \frac{\ell}{2} \right\rfloor \xi P \Lambda_0$$

where the \hat{h}_ℓ are bounded terms of an oscillatory character that can be obtained explicitly if desired. Consequently,

$$\lim_{\ell \rightarrow \infty} \frac{h_\ell}{\ell} = \frac{1}{2} \xi P \Lambda_0$$

In particular, if 1 is not in the spectrum of Q (which may be the case in even dimensions), the system has bounded orbits. On the other hand, if ξ is not orthogonal to the eigenspace for Q associated to eigenvalue 1, then generically in the initial conditions orbits are not bounded. In the above formulas, the constant intercollision time has been set to 1.

Proof. For transversal period 2 orbits, one has only to consider two values for ν_j , and consequently only two values for $\mathcal{A}(a)$ and a single value $t_j = t$. From $a_\ell = a_{\ell-1} + t\nu_{\ell-1}$ we obtain $h_\ell = h_{\ell-1} + t\sigma_{\ell-1}$. Setting $h_0 = 0$ and $t_0 = 1$ without loss of generality, we have

$$h_\ell = \sum_{j=0}^{\ell-1} \sigma_j = \mathbb{1}^\dagger \sum_{j=0}^{\ell-1} \Lambda_j = \mathbb{1}^\dagger \sum_{j=0}^{\ell-1} \mathcal{A}_j \cdots \mathcal{A}_0 \Lambda_0.$$

Here we are setting by convention \mathcal{A}_0 to be the identity transformation. For concreteness, let us assume that ℓ is odd: $\ell = 2m + 1$. Then, letting $\mathcal{A} := \mathcal{A}_1$ and $Q = \mathcal{A}_2 \mathcal{A}_1$ gives

$$h_{2m+1} = \mathbb{1}^\dagger \left\{ \sum_{j=0}^m Q^j + \mathcal{A} \sum_{j=0}^{m-1} Q^j \right\} \Lambda_0 = \mathbb{1}^\dagger Q \Lambda_0 + \mathbb{1}^\dagger (I + \mathcal{A}) \sum_{j=0}^{m-1} Q^j \Lambda_0.$$

Notice that

$$\sum_{j=0}^{m-1} Q^j \Lambda_0 = mP\Lambda_0 + \sum_{j=0}^{m-1} Q^j P^\perp \Lambda_0.$$

The summation on the right-hand side of the above equation must be bounded. In fact, further decomposing P^\perp into 2×2 or 1×1 blocks (the latter associated to eigenvalue -1 if it is present in the spectrum of Q), we end up with sums of a sequence of vectors generated by iterating a non-trivial rotation in dimension 2 or 1. In particular, it follows that if 1 is not an eigenvalue of Q (in even dimension) then trajectories having transversal period 2 are necessarily bounded. To conclude, we note that $\xi = \mathbb{1}^\dagger (I + \mathcal{A})$. \square

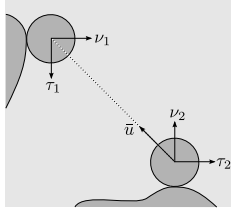


Figure 9: Notation for the proof of Corollary 8.

From the above theorem we can now derive the claim made earlier that unbounded orbits actually exist, say in dimension 3, and obtain the explicit formula for the longitudinal drift shown in Corollary 8. This requires that we obtain the explicit form of the rotation matrix Q and find its spectral decomposition. This is an entirely straightforward but somewhat tedious computation, whose details we omit.

Let us introduce the angle $\alpha = 2\phi$ (see Figure 2) and write $c_\alpha = \cos \alpha$, $s_\alpha = \sin \alpha$. Recall that c and s are reserved for the cosine and sine of the special angle β determined by the mass distribution parameter γ . Also consider the normal and tangent vectors ν_i and τ_i at the two contact points, as indicated in Figure

9. Then Q assumes the following form

$$Q = \begin{pmatrix} c^2 - s^2 c_\alpha & [-sc(1 + c_\alpha)\nu_2 - ss_\alpha \tau_2]^\dagger \\ -sc(1 + c_\alpha)\nu_1 + ss_\alpha \tau_1 & (s^2 - c^2 c_\alpha)\nu_1 \nu_2^\dagger + cs_\alpha(\tau_1 \nu_2^\dagger - \nu_1 \tau_2^\dagger) - c_\alpha \tau_1 \tau_2^\dagger \end{pmatrix}.$$

Now observe that

$$\eta = \frac{1}{\sqrt{s_\alpha^2 + 2\gamma^2(1 + c_\alpha)}} \begin{pmatrix} s_\alpha \\ \gamma(\tau_1 - \tau_2) \end{pmatrix}$$

is a unit length eigenvector for the eigenvalue 1 of Q . Then an application of the limit formula for the vertical drift from Theorem 21 gives the formula of Corollary 8. Notice that P in Theorem 21 is in this case the rank-1 projection on the subspace spanned by η .

6 FORCED BILLIARD MOTION IN A CIRCULAR CYLINDER

In this section we restrict attention to circular cylinders in dimension $n = 3$. The main goal is to prove Theorem 12, restated below after a couple of propositions.

Proposition 22. *If the pre-collision state (a, u, U) of a general (not necessarily a cylinder) no-slip billiard system satisfies the rolling impact condition, then the post-collision state is given by*

$$C_a(u, U) = (u - 2u \cdot \nu_a \nu_a, U).$$

In words, the center of mass velocity of the moving particle is reflected specularly and the angular velocity matrix U remains the same.

Proof. From the definition of the no-slip collision map $(u^+, U^+) = C_a(u^-, U^-)$, the rolling impact condition $rU^- = u - u \cdot \nu_a \nu_a$, and the relation $c_\beta + \gamma s_\beta = 1$ we obtain

$$u^+ = c_\beta u^- - \gamma^{-1} s_\beta u^- \cdot \nu_a \nu_a + \gamma s_\beta rU^- \nu_a = u^- - 2u^- \cdot \nu_a \nu_a$$

and

$$U^+ = \frac{s_\beta}{\gamma r} \nu_a \wedge u^- + U^- - \frac{s_\beta}{\gamma r} \nu_a \wedge rU^- \nu_a = U^-,$$

as claimed. \square

Next we restate and prove Proposition 11, which gives a broader context to a property observed in [6].

Proposition 11. *Consider a two-dimensional no-slip billiard system in a disc. If the first collision satisfies the rolling impact condition, then all subsequent collisions also do, and the times between consecutive collisions are all equal. Furthermore, the center of mass of the moving particle undergoes specular reflection at each collision.*

Proof. Let a and a' be consecutive collision points on the boundary of \mathcal{B} . Let (u^-, ω^-) denote pre-collision linear and angular velocities at a and (u^+, ω^+) the post-collision velocities at a . Notice that the latter are also the pre-collision velocities at a' . Suppose that the rolling impact condition holds at a . Then as $\omega^- = \omega^+$, we have

$$-r\omega^+ = -r\omega^- = u^- \cdot \tau_a = u^+ \cdot \tau(a')$$

where the last equality is due to the post-collision velocity u^+ at a being the specular reflection of u^- . Therefore the rolling impact condition also holds at a' . That intercollision times are all equal is a consequence of Proposition 22. \square

Theorem 12. *Consider a no-slip billiard system in a circular cylinder in \mathbb{R}^3 whose moving particle is subject to a constant force directed along the axis of the cylinder. If the first collision satisfies the transversal rolling impact condition and the first flight segment does not go through the axis of the cylinder, then the particle's trajectory is bounded.*

Proof. Reviewing some notation, \mathcal{B}_0 is here the cylinder of radius R along $e = (0, 0, 1)^\dagger$ so that \mathcal{B} is the cylinder of radius $R - r$ along e . A trajectory of the billiard system gives a sequence of post-collision states $(a_i, u_i, U_i) \in \mathcal{N}$, $i = 0, 1, \dots$, and for this trajectory we have the unit normal vectors $\nu_i = \nu(a_i) = -\bar{a}_i/|\bar{a}_i|$ to $\partial\mathcal{B}$ where $\bar{a} = a - a \cdot ee$, the tangent vectors $\tau_i = \tau(a_i) = \nu_i \times e$ to $\partial\mathcal{B}$, the intercollision times t_i between the i th and $i + 1$ st collisions, the longitudinal component of the center of mass velocities $\sigma_i = u_i \cdot e$, the transversal angular velocity vectors $w_i = \gamma r \omega_i \times e = \gamma r U_i e$, the position $h_i = a_i \cdot e$ of the center of the moving particle along the cylinder's axis, and $\bar{u}_i = u_i - u_i \cdot ee$. The stating point of the proof are the equations (and notations) recorded in Proposition 20. We specialize them to this situation by noting that the projection Π_a appearing in the lower-right block of the matrix $\mathcal{A}(a)$ may be written here as $\tau_a \tau_a^\dagger$. Thus

$$\Lambda_i = \begin{pmatrix} \sigma_i \\ w_i \end{pmatrix}, \quad \mathcal{A}_i = \begin{pmatrix} c & -s\nu_i^\dagger \\ -s\nu_i & -c\nu_i\nu_i^\dagger + \tau_i\tau_i^\dagger \end{pmatrix}, \quad \mathbb{1} = \begin{pmatrix} 1 \\ 0 \\ 0 \end{pmatrix}.$$

The Λ_i are vectors in \mathbb{R}^3 and the \mathcal{A}_i are 3×3 matrices. Further, the \mathcal{A}_i are orthogonal matrices of determinant -1 , as is easily checked. With $\Phi = -g\mathbb{1}$, then by Proposition 20,

$$(15) \quad \Lambda_i = \mathcal{A}_i (\Lambda_{i-1} + t_{i-1} \Phi).$$

Let $a_0 = (R - r, 0, 0)$ be the initial position of the particle's center of mass, u_0 its initial velocity, and $\bar{u}_0 = u_0 - u_0 \cdot ee$ the cross-sectional projection. We define θ as the angle between \bar{u}_0 and τ_0 , as in Figure 10, and assume that $0 < \theta < \pi/2$.

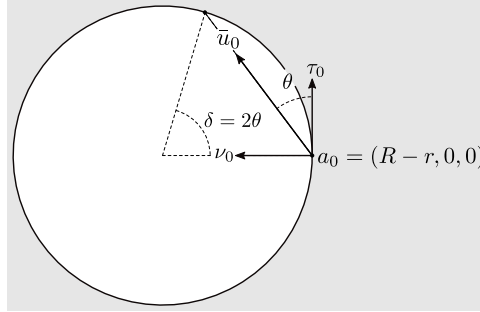


Figure 10: Cross-sectional projection of initial velocity \bar{u}_0 and definition of θ and δ .

We also assume without further notice that the transversal rolling impact condition holds. The free-flight times are all equal by Proposition 11; the common value is

$$t_i = t = \frac{2(R - r) \tan \theta}{|\bar{u}_0|}$$

and $\nu_i = \mathcal{R}(\delta)\nu_{i-1}$, $\tau_i = \mathcal{R}(\delta)\tau_{i-1}$ for $i \geq 1$, where $\mathcal{R}(\delta) = \begin{pmatrix} \cos \delta & -\sin \delta \\ \sin \delta & \cos \delta \end{pmatrix}$. Observe that small values of θ correspond to near grazing trajectories.

Define the 3×3 block diagonal matrix $\mathcal{R} = \text{diag}(1, \mathcal{R}(\delta)) \in SO(3)$. A simple matrix multiplication shows that $\mathcal{A}_i = \mathcal{R}\mathcal{A}_{i-1}\mathcal{R}^{-1}$ and

$$\mathcal{A}_0 = \begin{pmatrix} c & -s & 0 \\ -s & c & 0 \\ 0 & 0 & 1 \end{pmatrix}$$

where, we recall, c and s are here the cosine and sine of the angle β . In terms of mass distribution parameter γ , $c = (1 - \gamma^2)/(1 + \gamma^2)$ and $s = 2\gamma/(1 + \gamma^2)$. All this notation in place, we now have

$$(16) \quad h_i = h_{i-1} + t\mathbb{1}^\dagger \left\{ \Lambda_{i-1} + \frac{t}{2}\Phi \right\}, \quad \mathcal{A}_i = \mathcal{R}^i \mathcal{A}_0 \mathcal{R}^{-i}, \quad \Lambda_i = \mathcal{A}_i \{ \Lambda_{i-1} + t\Phi \}.$$

We wish to show that the sequence of h_i obtained by iterating these relations is bounded. From Equation (16) we obtain

$$(17) \quad h_\ell = h_0 - \frac{\ell t^2}{2}g + t\mathbb{1}^\dagger \{ \Lambda_0 + \dots + \Lambda_{\ell-1} \}.$$

and

$$(18) \quad \Lambda_i = \mathcal{A}_i \dots \mathcal{A}_1 \Lambda_0 + t \{ \mathcal{A}_i \dots \mathcal{A}_1 + \mathcal{A}_i \dots \mathcal{A}_2 + \dots + \mathcal{A}_i \mathcal{A}_{i-1} + \mathcal{A}_i \} \Phi.$$

Define $\mathcal{M} = \mathcal{A}_0 \mathcal{R}^{-1}$. We also obtain from Equation (16), for $j > i$,

$$(19) \quad \mathcal{A}_j \dots \mathcal{A}_i = \mathcal{R}^j \mathcal{M}^{j-i+1} \mathcal{R}^{-i+1}.$$

Equation (18) yields

$$(20) \quad \begin{aligned} \Lambda_0 + \dots + \Lambda_{i-1} &= \{ I + \mathcal{A}_1 + \mathcal{A}_2 \mathcal{A}_1 + \dots + \mathcal{A}_{i-1} \dots \mathcal{A}_1 \} \Lambda_0 \\ &\quad + t \{ I \\ &\quad + \mathcal{A}_1 \\ &\quad + \mathcal{A}_2 + \mathcal{A}_2 \mathcal{A}_1 \\ &\quad + \mathcal{A}_3 + \mathcal{A}_3 \mathcal{A}_2 + \mathcal{A}_3 \mathcal{A}_2 \mathcal{A}_1 \\ &\quad \dots \\ &\quad + \mathcal{A}_{i-1} + \mathcal{A}_{i-1} \mathcal{A}_{i-2} + \dots + \mathcal{A}_{i-1} \dots \mathcal{A}_i \} \Phi. \end{aligned}$$

Since $\mathcal{R}\mathbb{1} = \mathbb{1}$, it follows from Equations (19) and (20) that

$$(21) \quad \begin{aligned} \mathbb{1}^\dagger \{ \Lambda_0 + \dots + \Lambda_{\ell-1} \} &= \mathbb{1}^\dagger \{ I + \mathcal{M} + \mathcal{M}^2 + \dots + \mathcal{M}^{\ell-1} \} \Lambda_0 \\ &\quad + t\mathbb{1}^\dagger \{ (\ell-1)\mathcal{M} + (\ell-2)\mathcal{M}^2 + \dots + 2\mathcal{M}^{\ell-2} + \mathcal{M}^{\ell-1} \} \Phi. \end{aligned}$$

It is now necessary to better understand \mathcal{M} . This matrix is the product of two orthogonal matrices, hence orthogonal, with determinant $\det \mathcal{M} = (\det \mathcal{A}_0)(\det \mathcal{R}^{-1}) = -1$. It has the explicit form

$$\mathcal{M} = \begin{pmatrix} c & -s\nu_1^\dagger \\ -s\nu_0 & -c\nu_0\nu_1^\dagger + \tau_0\tau_1^\dagger \end{pmatrix}.$$

Under the assumption $0 < \theta < \pi/2$, $\nu_1 \neq \pm\nu_0$. Consider the orthonormal basis of \mathbb{R}^3 defined by the vectors:

$$\begin{aligned} e_0 &= \frac{1}{\sqrt{\gamma^2(1 + \nu_0 \cdot \nu_1)^2 + 2(1 + \nu_0 \cdot \nu_1)}} \begin{pmatrix} \gamma(1 + \nu_0 \cdot \nu_1) \\ \nu_0 + \nu_1 \end{pmatrix} \\ e_1 &= \frac{1}{\sqrt{2(1 - \nu_0 \cdot \nu_1)}} \begin{pmatrix} 0 \\ \nu_0 - \nu_1 \end{pmatrix} \\ e_2 &= \frac{1}{\sqrt{4 + 2\gamma^2(1 + \nu_0 \cdot \nu_1)}} \begin{pmatrix} -2 \\ \gamma(\nu_0 + \nu_1) \end{pmatrix} \end{aligned}$$

Then e_0 is an eigenvector of \mathcal{M} associated to the eigenvalue -1 and the restriction of \mathcal{M} to e_0^\perp is a planar rotation. Relative to the basis $\{e_1, e_2\}$, this restriction has matrix form $\begin{pmatrix} a & -b \\ b & a \end{pmatrix}$ where $a^2 + b^2 = 1$ and $a = e_1 \cdot (\mathcal{M}e_1)$, $b = e_2 \cdot (\mathcal{M}e_1)$. Explicitly,

$$\begin{aligned} a &= 1 - \frac{\gamma^2}{1 + \gamma^2} (1 - \nu_0 \cdot \nu_1) \\ b &= -\frac{\gamma}{1 + \gamma^2} \sqrt{(1 - \nu_0 \cdot \nu_1)(2 + \gamma^2(1 + \nu_0 \cdot \nu_1))}. \end{aligned}$$

Let Π_- and Π_\perp denote, respectively, the orthogonal projections from \mathbb{R}^3 to the line $\mathbb{R}e_0$ and the plane e_0^\perp , and write \mathcal{M}_\perp for the restriction of \mathcal{M} to e_0^\perp . Notice that \mathcal{M}_\perp cannot be the identity (the equation $\mathcal{M}e_1 = e_1$ implies $1 - \nu_0 \cdot \nu_1 = 0$, which is not the case). As \mathcal{M}_\perp is a planar rotation, $I - \mathcal{M}_\perp$ is nonsingular and

$$\begin{aligned} \{\dots\}_1 &:= I + \mathcal{M} + \dots + \mathcal{M}^{\ell-1} = \Pi_\perp \{I + \mathcal{M} + \dots + \mathcal{M}^{\ell-1}\} + \Pi_- \{I + \mathcal{M} + \dots + \mathcal{M}^{\ell-1}\} \\ &= \{I + \mathcal{M}_\perp + \dots + \mathcal{M}_\perp^{\ell-1}\} \Pi_\perp + \{1 - 1 + \dots + (-1)^{\ell-1}\} \Pi_- \\ (22) \quad &= (I - \mathcal{M}_\perp)^{-1} (I - \mathcal{M}_\perp^\ell) \Pi_\perp - \begin{cases} 0 & \text{if } \ell = \text{odd} \\ \Pi_- & \text{if } \ell = \text{even}. \end{cases} \end{aligned}$$

Notice that $\{\dots\}_1$ is bounded. Next, consider the expression

$$\{\dots\}_2 := (\ell - 1)\mathcal{M} + (\ell - 2)\mathcal{M}^2 + \dots + 2\mathcal{M}^{\ell-2} + \mathcal{M}^{\ell-1}.$$

Then

$$(23) \quad \Pi_- \{\dots\}_2 = \{-(\ell - 1) + (\ell - 2) - (\ell - 3) + \dots + (-1)^{\ell-1}\} \Pi_- = -\left\lfloor \frac{\ell}{2} \right\rfloor \Pi_-$$

where $\lfloor \cdot \rfloor$ denotes the floor function. We claim that

$$(24) \quad \Pi_1 \{\dots\}_2 = \{(\ell-1)(I - \mathcal{M}_1)^{-1} \mathcal{M}_1 + (I - \mathcal{M}_1)^{-2} \mathcal{M}_1^2 (I - \mathcal{M}_1^{\ell-1})\} \Pi_1$$

This can be shown to hold as follows. Let z denote a complex variable. Then

$$\begin{aligned} (\ell-1)z + (\ell-2)z^2 + \dots + 2z^{\ell-2} + z^{\ell-1} &= -z^{\ell+1} \frac{d}{dz} \frac{1}{z} \left\{ 1 + \frac{1}{z} + \dots + \frac{1}{z^{\ell-2}} \right\} \\ &= (\ell-1) \frac{z}{1-z} - \frac{z^2(1-z^{\ell-1})}{(1-z)^2}. \end{aligned}$$

Identifying \mathbb{R}^2 with \mathbb{C} and \mathcal{M}_1 with multiplication by some $z = e^{i\lambda}$ gives the claimed identity. Consequently,

$$(25) \quad \mathbb{1}^\dagger \{\dots\}_2 \Phi = \left[\frac{\ell}{2} \right] g \mathbb{1}^\dagger \Pi_- \mathbb{1} + -(\ell-1)g \mathbb{1}^\dagger (I - \mathcal{M}_1)^{-1} \mathcal{M}_1 \Pi_1 \mathbb{1} \\ - g \mathbb{1}^\dagger (I - \mathcal{M}_1)^{-2} \mathcal{M}_1^2 (I - \mathcal{M}_1^{\ell-1}) \Pi_1 \mathbb{1}.$$

The third term on the right-hand side of Equation (25) is bounded. The first term can be evaluated by noting that

$$\mathbb{1}^\dagger \Pi_- \mathbb{1} = (e_0 \cdot \mathbb{1})^2 = \frac{\gamma^2(1 + \nu_0 \cdot \nu_1)}{2 + \gamma^2(1 + \nu_0 \cdot \nu_1)}.$$

Concerning the second term, first observe that

$$\Pi_1 \mathbb{1} = \mathbb{1} \cdot e_1 e_1 + \mathbb{1} \cdot e_2 e_2 = \mathbb{1} \cdot e_2 e_2 = -\frac{2}{\sqrt{4 + 2\gamma^2(1 + \nu_0 \cdot \nu_1)}} e_2$$

so that

$$\mathbb{1}^\dagger (I - \mathcal{M}_1)^{-1} \mathcal{M}_1 \Pi_1 \mathbb{1} = \frac{2}{2 + \gamma^2(1 + \nu_0 \cdot \nu_1)} e_2^\dagger (I - \mathcal{M}_1)^{-1} \mathcal{M}_1 \Pi_1 e_2.$$

Since the rotation group in dimension 2 is commutative, the number $w^\dagger (I - \mathcal{M}_1)^{-1} \mathcal{M}_1 \Pi_1 w$ does not depend on the unit vector w . Therefore

$$\begin{aligned} e_2^\dagger (I - \mathcal{M}_1)^{-1} \mathcal{M}_1 \Pi_1 e_2 &= \begin{pmatrix} 1 \\ 0 \end{pmatrix}^\dagger \left[\begin{pmatrix} a & -b \\ b & a \end{pmatrix} \left(I - \begin{pmatrix} a & -b \\ b & a \end{pmatrix} \right)^{-1} \right] \begin{pmatrix} 1 \\ 0 \end{pmatrix} \\ &= \begin{pmatrix} 1 \\ 0 \end{pmatrix}^\dagger \left[\frac{1}{2(1-a)} \begin{pmatrix} a-1 & -b \\ b & a-1 \end{pmatrix} \right] \begin{pmatrix} 1 \\ 0 \end{pmatrix} \\ &= -\frac{1}{2}. \end{aligned}$$

For concreteness, let us assume ℓ is odd; the case when ℓ is even will differ only by a bounded term. For ℓ odd we obtain

$$(26) \quad \mathbb{1}^\dagger \{\dots\}_2 \Phi = +\frac{\ell-1}{2} g - g \mathbb{1}^\dagger (I - \mathcal{M}_1)^{-2} \mathcal{M}_1^2 (I - \mathcal{M}_1^{\ell-1}) \Pi_1 \mathbb{1}$$

Returning now to Equation (17), and using the results so far contained in Equations (21), (22) and (26) we notice that the unbounded terms $-(\ell t^2 g/2)$ cancel out and we are left with

$$h_\ell = h_0 + t\mathbb{1}^\dagger(I - \mathcal{M}_\perp)^{-1}(I - \mathcal{M}_\perp^\ell)\Pi_\perp\Lambda_0 - (t^2 g/2)\{1 + 2\mathbb{1}^\dagger(I - \mathcal{M}_\perp)^{-2}(\mathcal{M}_\perp^2 - \mathcal{M}_\perp^{\ell+1})\Pi_\perp\mathbb{1}\},$$

which is bounded. This concludes the proof. \square

7 FORCED MOTION BETWEEN PARALLEL PLANES

Here we consider the billiard domain bounded by two infinite parallel affine codimension-1 subspaces of \mathbb{R}^n . Let ν denote the inward-pointing unit normal vector to one of the planes, so that $-\nu$ is the (inward pointing) normal vector for the other plane. Let e be a unit vector perpendicular to ν . We suppose that the billiard particle is subject to a constant force $-gme$ and wish to study the motion of the particle's center of mass along a direction e . The next theorem, which is a restatement of Theorem 7, asserts that this motion is bounded.

Theorem 7. *Consider a domain whose boundary consists of two parallel hyperplanes in \mathbb{R}^n , $n \geq 2$. Then a trajectory of the no-slip billiard system whose initial center of mass velocity is not parallel to the hyperplanes is bounded. Trajectories remain bounded if a constant force is applied to the particle's center of mass along any direction parallel to those hyperplanes.*

Proof. This theorem admits a proof very similar to that of Theorem 12, but we give instead a more conceptual proof that makes use of a certain invariant quantity that we can identify for the two planes system, but whose possible counterpart for the circular cylinder is not yet apparent to us.

For any given set of initial conditions, the time between two consecutive collisions is constant throughout the orbit; we denote it by t . As before, we let a_j denote the position of the center of mass of the moving particle at the j th collision with the boundary of the billiard domain. Due to Theorem 6, the proof may be approached by induction: we can focus on the motion in the plane spanned by e and ν and then argue by induction that trajectories are bounded for the transverse billiard system on e^\perp .

Set $\omega_j := w_j \cdot \nu$, where $w_j := \gamma r U_j e$ and U_j is the post-collision angular velocity matrix at step j . Let the constant force be $-gme$, where m is the particle's mass. The component of a_j in the direction e is $h_j = a_j \cdot e$ and the component of the post-collision velocity u_j in the direction e is $\sigma_j := u_j \cdot e$. Then

$$h_\ell = h_{\ell-1} + t\sigma_{\ell-1} - \frac{t^2 g}{2} = h_0 - \frac{t^2 g}{2}\ell + t \sum_{j=1}^{\ell-1} \sigma_j.$$

It is also useful to introduce the *angular displacement*

$$k_\ell = k_0 + t \sum_{j=1}^{\ell-1} \omega_j.$$

The following observation is key: For the billiard domain between two parallel planes, possibly with a transverse force, the ratio of angular to linear displacements remains constant after an even number of collisions. In particular,

$$(27) \quad \frac{\Delta k}{\Delta h} := \frac{k_{j+2} - k_j}{h_{j+2} - h_j} = (-1)^j \gamma.$$

The proof of this claim is a calculation. For any even j we may reindex to $j = 0$, and

$$\frac{\Delta k}{\Delta h} = \frac{t(\omega_0 + \omega_1)}{t(\sigma_0 + \sigma_1) - t^2 g} = \frac{\omega_0 + \omega_1}{\sigma_0 + \sigma_1 - tg}.$$

As before, we write $c_\beta = \cos \beta = \frac{1-\gamma^2}{1+\gamma^2}$ and $s_\beta = \sin \beta = \frac{2\gamma}{1+\gamma^2}$. Due to Proposition 20,

$$\sigma_0 + \sigma_1 = \sigma_0 + c_\beta(\sigma_0 - tg) + s_\beta \omega_0, \quad \omega_0 + \omega_1 = \omega_0 + s_\beta(\sigma_0 - tg) - c_\beta \omega_0.$$

Notice that $1 - c_\beta = \gamma s_\beta$ and $1 + c_\beta = \gamma^{-1} s_\beta$. Thus we arrive at

$$\frac{\Delta k}{\Delta h} = \frac{(1 - c_\beta)\omega_0 + s_\beta(\sigma_0 - tg)}{(1 + c_\beta)(\sigma_0 - tg) + s_\beta \omega_0} = \gamma.$$

If j is odd, a similar calculation yields $\frac{\Delta k}{\Delta h} = -\gamma$. It follows from this observation that

$$(28) \quad k_{2n} - k_0 = \gamma(h_{2n} - h_0), \quad k_{2n+1} - k_1 = -\gamma(h_{2n+1} - h_1).$$

We will refer to these (h, k) lines as the *lines of contact*. The constraint obtained from the existence of the lines of contact, combined with conservation of energy, bounds the orbits, as we now show.

Notice that the kinetic energy, expressed in terms of σ and the rescaled angular velocity ω is $\mathcal{K} = \frac{1}{2}m(\sigma^2 + \omega^2)$. Up to a common additive constant, the total energy at step j is

$$\mathcal{E}_j = \frac{1}{2}m(\sigma_j^2 + \omega_j^2) + mgh_j = E$$

where E is the constant value of the total energy. Setting $\lambda = t^2 g/2$, we have

$$(29) \quad (h_{2n+1} - h_{2n})^2 + (k_{2n+1} - k_{2n})^2 = (t\sigma_{2n} - \lambda)^2 + (t\omega_{2n})^2.$$

The linear relations given by Equations (28) yield

$$k_{2n+1} - k_{2n} = -\gamma(h_{2n+1} + h_{2n} + c)$$

where the constant c only depends on initial values. The above energy equation gives

$$t^2(\sigma_{2n}^2 + \omega_{2n}^2) = \frac{2t^2 E}{m} - 4\lambda h_{2n}.$$

Inserting the previous two equations into (29),

$$(h_{2n+1} - h_{2n})^2 + \gamma^2(h_{2n+1} + h_{2n} + c)^2 + 2\lambda(h_{2n+1} + h_{2n}) = \frac{2t^2 E}{m} + \lambda^2.$$

This is the equation of an ellipse in the $(h_{\text{odd}}, h_{\text{even}})$ -plane. A similar ellipse is the locus of $(h_{\text{even}}, h_{\text{odd}})$. Therefore we can conclude that the sequence h_0, h_1, \dots is bounded. \square

8 FINAL COMMENTS: CHAOTIC BILLIARDS

The examples of no-slip billiards considered so far in this paper (transversal period 2, parallel hyperplanes, circular cylinder) all share the property that the associated transversal systems have simple and well-understood behavior. If we were to look for a notion of completely integrable no-slip billiard systems, these would be models to have in mind.

We wish now to consider a numerical example whose transversal dynamics can exhibit chaotic behavior, for which the problem of bounded orbits is likely to be much more challenging.

Let us revisit the stadium cylinder, whose cross section was shown in Figure 3. The rolling motion, as already noted, is bounded, and has a typical quasi-periodic character (see Figure 4), but the corresponding no-slip billiard behaves much differently. Here we focus on a transition from simple bounded motion to a more chaotic regime at a natural bifurcation point (see Figure 11) as an illustration of how different these two types of dynamics (namely, rolling motion versus no-slip billiards) can be. To better appreciate the changes to orbits due to changes in initial conditions, it is useful to resort to a visualization device that we have called in [7] a *velocity phase portrait*. We give here a brief review of this simple, but helpful, tool.

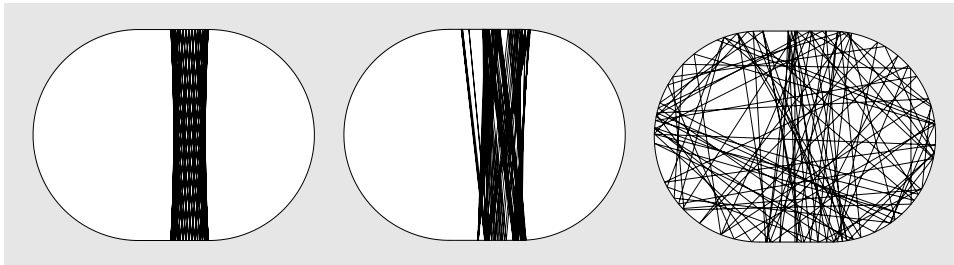


Figure 11: Transition from regular to chaotic motion. The moving particle begins from the middle of the lower flat side with linear velocity pointing up and a small angular velocity that causes it to move right after the first collision with the upper flat side. For small values of the angular velocity trajectories never touch the curved sides of the boundary, and the motion along the axis of the cylinder is bounded. If the initial angular velocity is large enough, trajectories move beyond the ends of the flat sides and eventually becomes unstable.

For no-slip billiards in dimension 3, the associated transverse billiard system has a 3-dimensional reduced phase space \mathcal{N} . (See the definition above in (3).) This space is the product of a 1-dimensional manifold—the boundary of the planar billiard domain—and a hemisphere in \mathbb{R}^3 representing the components of linear and angular velocities relevant to the transversal dynamics.

To make sense of this latter part, notice that the two components of the center of mass velocity and the single angular velocity of the planar billiard contribute two degrees of freedom due to conservation of kinetic energy. (The constant force in the vertical direction does not affect the transversal motion due to Theorem 6.) Vectors in this hemisphere are

most conveniently expressed in the moving frame defined by the unit tangent vector τ_a to the boundary of the planar billiard domain at a given point a , the unit inward pointing normal vector ν_a at the same point, and a third unit vector perpendicular to the first two representing a unit of angular velocity of the rotating disc (rescaled by a factor that turns the kinetic energy into a multiple of the ordinary Euclidean square norm in \mathbb{R}^3). Using this moving frame, ν_a at each a is identified with $(0, 0, 1)$, and each hemisphere with the points of the unit sphere S^2 having positive last coordinate. We further project this upper-hemisphere to the unit disc in \mathbb{R}^2 . In this way we have a bijection between points in the unit disc and (linear-angular) 3-velocities at each boundary point of the planar billiard domain.

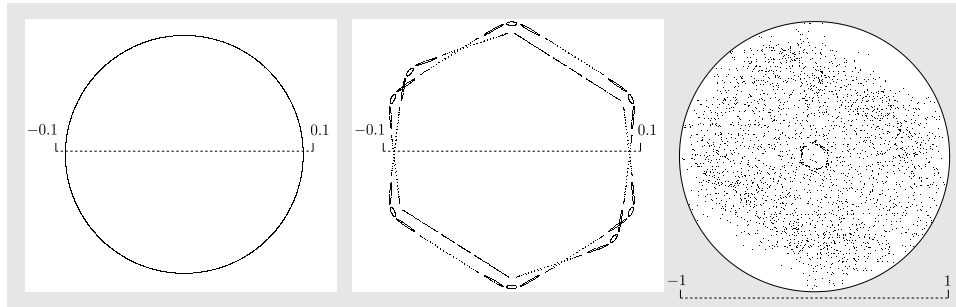


Figure 12: Transition from regular to chaotic motion for the transverse dynamics of the stadium cylinder no-slip billiard system, as viewed in the velocity phase portrait. The full velocity space is a disc of radius 1 as shown in the far right. Initial conditions for the depicted orbits roughly compare to those of Figure 11.

Three transversal orbit segments for the no-slip stadium-cylinder billiard are shown in Figure 11. In each, the particle begins at the bottom flat side with linear velocity pointing up, and a small angular velocity that causes it to reflect rightward upon first collision. All the other velocity components are set to 0. When the angular velocity is sufficiently small, orbits are confined to the flat parts of the boundary and thus exhibit the bounded motion established in Theorem 7.

As the angular velocity increases, orbits eventually reach the curved parts, and soon transition to a chaotic regime in which a much larger region of the billiard phase space is explored, as suggested by the rightmost diagram of Figure 11. Figure 12 shows what happens during that transition using the velocity phase portrait. The regular motion restricted to the flat sides of the boundary has the property that the linear-angular 3-velocity vector rotates in a simple fashion, forming a small circle around the north pole of S^2 . As the trajectory barely crosses into the curved parts of the boundary, the possible linear-angular 3-velocity still remains in a small neighborhood of the north pole, but begins to behave in more interesting ways that are very sensitive to the initial velocities. (See the middle diagram in Figure 12.) As the angular velocity increases further, the linear-angular 3-velocity spreads throughout the velocity phase portrait as shown by the rightmost diagram in Figure 12.

The height function accordingly changes from simple bounded behavior (when the motion is limited to the flat boundary parts) to the rather more complicated motion over much wider distances shown in Figure 13. This height function is likely not bounded; in fact, the graph in Figure 13 suggests a type of “null-recurrent” behavior as in one-dimensional random walks. Notice the short periods of fast falling and bouncing back up, separated by rough plateaux distributed in a seemingly random fashion. We believe that trying to establish limit theorems for the longitudinal motion of chaotic transverse no-slip billiards in cylinders is a potentially fruitful direction to pursue.

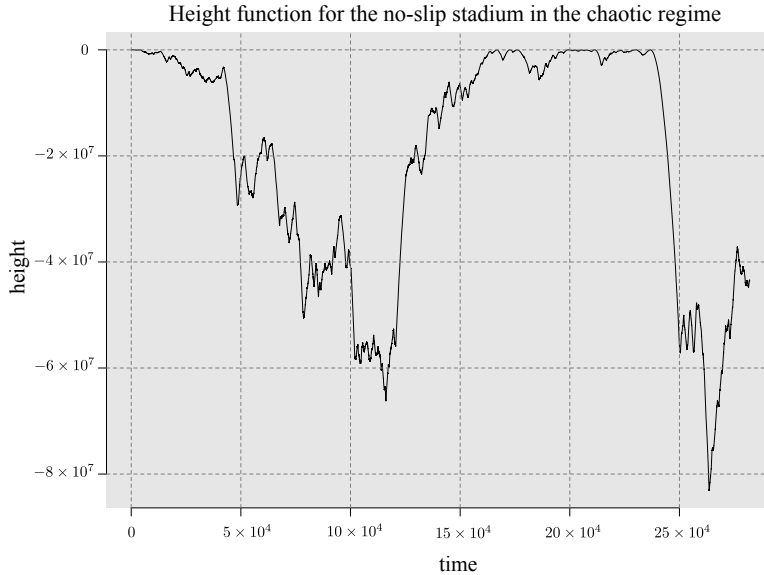


Figure 13: Height function for the stadium cylinder for a trajectory in the chaotic regime, corresponding to the short orbit segment on the right of Figure 11 and of Figure 12. To give a sense of the scales involved, the diameter of the stadium is 8 and velocities are of order 1. The number of time steps is 4×10^4 .

REFERENCES

- [1] A.M. Bloch, *Nonholonomic Mechanics and Control*. Springer, Interdisciplinary Applied Mathematics 24, second edition, 2015.
- [2] A.V. Borisov, I.S. Mamaev, A.A. Kilin, *The Rolling Motion of a Ball on a Surface. New Integrals and Hierarchy of Dynamics*. Regular and Chaotic Dynamics, V. 7, N. 2, 2002.
- [3] D.S. Broomhead, E. Gutkin, *The dynamics of billiards with no-slip collisions*. Physica D 67 (1993) 188-197.

- [4] N. Chernov, R. Markarian, *Chaotic billiards*. Mathematical Surveys and Monographs, V. 127, American Mathematical Society, 2006.
- [5] C. Cox, R. Feres, *Differential geometry of rigid bodies collisions and non-standard billiards*. Discrete and Continuous Dynamical Systems-A, 33 (2016) no. 11, 6065–6099.
- [6] C. Cox and R. Feres, *No-slip billiards in dimension two*, in Dynamical systems, ergodic theory, and probability: in memory of Kolya Chernov, 91–110, Contemp. Math., 698, Amer. Math. Soc., Providence, RI, 2017.
- [7] C. Cox, R. Feres, H.K. Zhang *Stability of periodic orbits in no-slip billiards*, to appear in Nonlinearity.
- [8] R.L. Garwin, *Kinematics of an Ultraelastic Rough Ball*. American Journal of Physics, V. 37, N. 1 January 1969, pages 88-92.
- [9] M. Gualtieri, T. Tokieda, L. Advis-Gaete, B. Carry, E. Reffet, and C. Guthmann, *Golfer's dilemma*. Am. J. Phys. **74** (6), June 2006.
- [10] H. Larralde, F. Leyvraz, and C. Mejía-Monasterio, *Transport properties of a modified Lorentz gas*. J. Stat. Phys. 113, 197-231 (2003).
- [11] J.M. Lee, *Introduction to Smooth Manifolds*. Graduate Texts in Mathematics 218, Springer, 2003.
- [12] C. Mejía-Monasterio, H. Larralde, and F. Leyvraz, *Coupled Normal Heat and Matter Transport in a Simple Model System*, Physical Review Letters, V. 86, N. 24, 5417-5420 (2001).
- [13] Yu. I. Neumark, N.A. Fufayev, *Dynamics of Nonholonomic Systems*, Chap. III, Sec. 2, American Mathematical Society, 1972.
- [14] E.J. Routh, *The Advance Part of a Treatise on the Dynamics of a System of Rigid Bodies*. Macmillan and Co. 1884; Reprinted from the 6th ed. by Dover, New York, 1955.
- [15] S. Tabachnikov, *Billiards*, in Panoramas et Synthèses 1, Société Mathématique de France, 1995.
- [16] M. Wojtkowski, *The system of two spinning disks in the torus*. Physica D 71 (1994) 430-439.