

SUBSTITUTIVE STRUCTURE OF JEANDEL-RAO APERIODIC TILINGS

SÉBASTIEN LABBÉ

ABSTRACT. We describe the substitutive structure of Jeandel-Rao aperiodic Wang tilings Ω_0 . We introduce twelve sets of Wang tiles $\{\mathcal{T}_i\}_{1 \leq i \leq 12}$ together with their associated Wang shifts $\{\Omega_i\}_{1 \leq i \leq 12}$. Using a method proposed in earlier work, we prove the existence of recognizable 2-dimensional morphisms $\omega_i : \Omega_{i+1} \rightarrow \Omega_i$ for every $i \in \{0, 1, 2, 3, 6, 7, 8, 9, 10, 11\}$ that are onto up to a shift. Each ω_i maps a tile on a tile or on a domino of two tiles. We also prove the existence of a topological conjugacy $\eta : \Omega_6 \rightarrow \Omega_5$ which shears Wang tilings by the action of the matrix $\begin{pmatrix} 1 & 1 \\ 0 & 1 \end{pmatrix}$ and an embedding $\pi : \Omega_5 \rightarrow \Omega_4$ that is unfortunately not onto. The Wang shift Ω_{12} is self-similar, aperiodic and minimal. Thus we give the substitutive structure of a minimal aperiodic Wang subshift X_0 of the Jeandel-Rao tilings Ω_0 . The subshift $X_0 \subsetneq \Omega_0$ is proper due to some horizontal fracture of 0's or 1's in tilings in Ω_0 and we believe that $\Omega_0 \setminus X_0$ is a null set. Algorithms are provided to find markers, recognizable substitutions and shearing topological conjugacy from a set of Wang tiles.

CONTENTS

1. Introduction	2
2. Preliminaries on Wang tilings and d -dimensional words	5
Part 1. Desubstituting Wang tilings with markers	11
3. Markers, desubstitution of Wang shifts and algorithms	11
4. Desubstitution from Ω_0 to Ω_4 : $\Omega_0 \xleftarrow{\omega_0} \Omega_1 \xleftarrow{\omega_1} \Omega_2 \xleftarrow{\omega_2} \Omega_3 \xleftarrow{\omega'_3} \Omega_4$	13
5. Removing two useless tiles from \mathcal{T}'_4 to get \mathcal{T}_4	16
Part 2. Dealing with the troubles	20
6. Adding decorations : $\Omega_4 \xleftarrow{\pi} \Omega_5$	20
7. A shearing topological conjugacy: $\Omega_5 \xleftarrow{\eta} \Omega_6$	22
Part 3. Desubstituting Wang tilings with markers again	25
8. Desubstitution from Ω_6 to Ω_{12} : $\Omega_6 \xleftarrow{\omega_6} \Omega_7 \xleftarrow{\omega_7} \Omega_8 \xleftarrow{\omega_8} \Omega_9 \xleftarrow{\omega_9} \Omega_{10} \xleftarrow{\omega_{10}} \Omega_{11} \xleftarrow{\omega_{11}} \Omega_{12}$	25
9. Proofs of main results	30
Part 4. Non-minimality of Jeandel-Rao tilings	32
10. Eight tilings in $\Omega_{\mathcal{U}}$ fixed by the square of $\omega_{\mathcal{U}}$	32
11. Understanding $\Omega_4 \setminus X_4$	33
References and appendix	38
References	38
Appendix	40

Date: May 17, 2022.

2010 Mathematics Subject Classification. Primary 52C23; Secondary 37B50.

Key words and phrases. Wang tiles and tilings and aperiodic and substitutions and markers.

1. INTRODUCTION

Aperiodic tilings are much studied for their beauty but also for their links with various aspects of science including dynamical systems [Sol97], topology [Sad08], theoretical computer science [Jea17] and crystallography. Chapters 10 and 11 of [GS87] and the more recent book on aperiodic order [BG13] give an excellent overview of what is known on aperiodic tilings. The first examples of aperiodic tilings were tilings of \mathbb{Z}^2 by *Wang tiles*, that is, unit square tiles with colored edges [Ber65, Knu69, Rob71, Kar96, Cul96, Oll08]. A tiling by Wang tiles is *valid* if every contiguous edges have the same color. The set of all valid tilings using a finite set \mathcal{T} of Wang tiles is called the *Wang shift* of \mathcal{T} and denoted $\Omega_{\mathcal{T}}$. It is a 2-dimensional *subshift* as it is invariant under translations and closed under taking limits. A nonempty Wang shift $\Omega_{\mathcal{T}}$ is said to be *aperiodic* if none of its tilings have a nontrivial period.

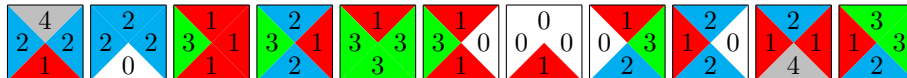


FIGURE 1. The Jeandel-Rao's set \mathcal{T}_0 of 11 Wang tiles.

Jeandel and Rao [JR15] proved that the set of Wang tiles shown in Figure 1 is the smallest possible set of Wang tiles that is aperiodic. Indeed, based on computer explorations, they proved that every Wang tile set of cardinality ≤ 10 either admits a periodic tiling of the plane or does not tile the plane at all. Thus there is no aperiodic Wang tile set of cardinality less than or equal to 10. In the same work, they found this interesting candidate of cardinality 11 and they proved that it is aperiodic. Their proof is based on the description of a sequence of transducers describing larger and larger infinite horizontal strips by iteratively taking product of themselves. Their example is also minimal for the number of colors. Indeed it is known that three colors are not enough to allow an aperiodic tile set [CHLL12] and Jeandel and Rao mentioned in their preprint that while they used 5 colors for the edges $\{0, 1, 2, 3, 4\}$, colors 0 and 4 can be merged without losing the aperiodic property¹.

One way to prove that a Wang shift is aperiodic is to use the *unique composition property* [Sol98] also known as *composition-decomposition method* [BG13]. If a Wang shift is self-similar and generated by a recognizable substitution, then it is aperiodic (see Proposition 9). The problem is that not all Wang shifts are self-similar. One way to get around this is to prove that a Wang shift is similar to another one which is known to be aperiodic (see Lemma 10). This idea can be used in [BSTY17] to study the recognizability for sequences of morphisms in the theory of S -adic systems on \mathbb{Z} [BD14]. Applying a sequence of recognizable substitutions in the context of hierarchical tilings of \mathbb{R}^d was also considered in [FS14, Fra17].

In this work, we reuse and extend the method proposed in [Lab18] which, based on the existence of marker tiles $M \subset \mathcal{T}$, proved the existence of a Wang tile set \mathcal{S} and a recognizable 2-dimensional morphism $\Omega_{\mathcal{S}} \rightarrow \Omega_{\mathcal{T}}$ that is onto up to a shift. The morphism is of the form $\square \mapsto \square, \square \mapsto \square$ or of the form $\square \mapsto \square, \square \mapsto \square\square$ mapping each tile on a tile or on a domino of two tiles. The proof was constructive and since we use that method again, again and again in the current contribution, it is appropriate to provide here algorithms to perform those operations. The first algorithm computes marker tiles, if they exist, from a set of Wang tiles \mathcal{T} and a given surrounding radius to consider (the radius input is necessary since otherwise it is undecidable). The second algorithm computes the Wang tile set \mathcal{S} and the recognizable substitution from a set of markers $M \subset \mathcal{T}$.

¹ They write [JR15, p. 12] that they replace the color 4 by 0 but the last page of their preprint shows an image where color 4 was replaced by color 1. Because of this ambiguity, in this work, we choose to keep color 4 as is and we associate it to color gray.

The Wang tile set \mathcal{T}_6 has markers, thus we can reapply the two algorithms again. We get a new Wang tile set \mathcal{T}_7 and a recognizable morphism $\Omega_7 \rightarrow \Omega_6$ that is onto up to a shift. We apply this method 5 more times to get the Wang tile set \mathcal{T}_{12} and its Wang shift Ω_{12} . We prove that the Wang shift Ω_{12} is equivalent to $\Omega_{\mathcal{U}}$ where \mathcal{U} is a set of 19 Wang tiles which was introduced in [Lab18]. It was proved that the Wang shift $\Omega_{\mathcal{U}}$ is self-similar, aperiodic and minimal as there exists an expansive and primitive morphism $\omega_{\mathcal{U}} : \Omega_{\mathcal{U}} \rightarrow \Omega_{\mathcal{U}}$ that is recognizable and onto up to a shift.

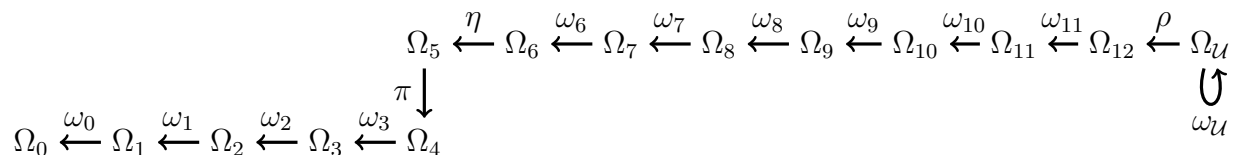


FIGURE 2. Substitutive structure of Jeandel-Rao aperiodic Wang shift Ω_0 leading to the self-similar aperiodic and minimal Wang shift Ω_M introduced in [Lab18].

The statement of the main result of this contribution on the substitutive structure of aperiodic Jeandel-Rao Wang tilings is below.

Theorem 1. *Let Ω_0 be the Jeandel-Rao Wang shift. There exist sets of Wang tiles $\{\mathcal{T}_i\}_{1 \leq i \leq 12}$ together with their associated Wang shifts $\{\Omega_i\}_{1 \leq i \leq 12}$ that provide the substitutive structure of Jeandel-Rao tilings (see Figure 2). More precisely,*

- (i) *There exists a sequence of recognizable 2-dimensional morphisms:*

$$\Omega_0 \xleftarrow{\omega_0} \Omega_1 \xleftarrow{\omega_1} \Omega_2 \xleftarrow{\omega_2} \Omega_3 \xleftarrow{\omega_3} \Omega_4$$

that are onto up to a shift, i.e., $\overline{\omega_i(\Omega_{i+1})}^\sigma = \Omega_i$ for each $i \in \{0, 1, 2, 3\}$.

- (ii) *There exists a one-to-one and continuous map $\pi : \Omega_5 \rightarrow \Omega_4$.*
- (iii) *There exists a topological conjugacy $\eta : \Omega_6 \rightarrow \Omega_5$ which shears Wang tilings by the action of the matrix $\begin{pmatrix} 1 & 1 \\ 0 & 1 \end{pmatrix}$.*
- (iv) *There exists a sequence of recognizable 2-dimensional morphisms:*

$$\Omega_6 \stackrel{\omega_6}{\longleftarrow} \Omega_7 \stackrel{\omega_7}{\longleftarrow} \Omega_8 \stackrel{\omega_8}{\longleftarrow} \Omega_9 \stackrel{\omega_9}{\longleftarrow} \Omega_{10} \stackrel{\omega_{10}}{\longleftarrow} \Omega_{11} \stackrel{\omega_{11}}{\longleftarrow} \Omega_{12}$$

that are onto up to a shift, i.e., $\overline{\omega_i(\Omega_{i+1})}^\sigma = \Omega_i$ for each $i \in \{6, 7, 8, 9, 10, 11\}$.

- (v) *The Wang shift Ω_{12} is equivalent to $\Omega_{\mathcal{U}}$, thus is self-similar, aperiodic and minimal.*

The cardinality of the involved tile sets is in the table below.

Tile sets	\mathcal{T}_0	\mathcal{T}_1	\mathcal{T}_2	\mathcal{T}_3	\mathcal{T}_4	\mathcal{T}_5	\mathcal{T}_6	\mathcal{T}_7	\mathcal{T}_8	\mathcal{T}_9	\mathcal{T}_{10}	\mathcal{T}_{11}	\mathcal{T}_{12}
Cardinality	11	13	20	24	28	29	29	20	20	22	18	21	19

This result has a series of consequences.

Corollary 2. Ω_i is aperiodic and minimal for every i with $5 \leq i \leq 12$,

Let $X_4 = \pi(\Omega_5)$ and $X_i = \overline{\omega_i(X_{i+1})}^\sigma$ for every i with $0 \leq i \leq 3$.

Corollary 3. $X_i \subseteq \Omega_i$ is an aperiodic and minimal subshift of Ω_i for every i with $0 \leq i \leq 4$.

Corollary 4. Any tiling in the proper minimal subshift X_0 of the Jeandel-Rao Wang shift Ω_0 can be written uniquely as the image of a tiling in $\Omega_{\mathcal{U}}$ by the map $\omega_0 \omega_1 \omega_2 \omega_3 \pi \eta \omega_6 \omega_7 \omega_8 \omega_9 \omega_{10} \omega_{11} \rho$.




FIGURE 3. A finite part of a Jeandel-Rao aperiodic tiling in Ω_0 . Any tiling in the minimal subshift X_0 of Ω_0 that we describe can be decomposed uniquely into 19 supertiles (two of size 45, six of size 72, four of size 70 and seven of size 112). The thick black lines show the contour of the supertiles. The figure illustrates two complete supertiles of size 72 and 45. While Jeandel-Rao tile set \mathcal{T}_0 is not self-similar, the 19 supertiles corresponding to \mathcal{T}_{12} are self-similar. The figure illustrates the presence of a horizontal fracture of 0's which implies that not all tilings in Ω_0 are the image of a tilings in Ω_{12} by a sequence of substitutions. However, we believe that almost all of them are.

Any tiling in X_0 can be decomposed into 19 distinct patches consisting of either 45, 70, 72 or 112 Jeandel-Rao tiles (see Figure 3). The morphism $\omega_0 \omega_1 \omega_2 \omega_3 : \Omega_4 \rightarrow \Omega_0$ is shown in Figure 15. The morphism $\eta \omega_6 \omega_7 \omega_8 \omega_9 \omega_{10} \omega_{11} \rho : \Omega_{\mathcal{U}} \rightarrow \Omega_4$ is shown in Figure 16. Their product $\Omega_{\mathcal{U}} \rightarrow \Omega_0$ is shown in Figure 17.

The map $\pi : \Omega_5 \rightarrow \Omega_4$ is not onto but the image of π has an important role in the comprehension of Jeandel-Rao aperiodic tilings as it describes a minimal subshift. We believe that $X_4 = \pi(\Omega_5)$ is a set of full measure in Ω_4 for any shift-invariant probability measure on Ω_4 . More precisely, we think the following holds.

Conjecture 5. For every $i \in \{0, 1, 2, 3, 4\}$, $\Omega_i \setminus X_i$ is of measure zero for any shift-invariant probability measure on Ω_i .

Structure of the article. The article is structured into four parts. In Part 1, we recall the definition of markers, the desubstitution of Wang shifts and we propose algorithms to compute them and we desubstitute Jeandel-Rao tilings from Ω_0 to Ω_4 . In Part 2, we construct the tile set \mathcal{T}_5 by adding decorations to tiles \mathcal{T}_4 to avoid fracture lines in tilings of Ω_4 , we prove that $\pi : \Omega_5 \rightarrow \Omega_4$ is an embedding and we construct the shearing topological conjugacy $\eta : \Omega_6 \rightarrow \Omega_5$. In Part 3 we desubstitute tilings from Ω_6 to Ω_{12} and we prove the main results. In Part 4, we show that $\Omega_i \setminus X_i$ is nonempty for every $i \in \{0, 1, 2, 3, 4\}$.

Acknowledgments. I want to thank Vincent Delecroix for many helpful discussions at LaBRI in Bordeaux during the preparation of this article including some hints on how to prove Proposition 32. I am thankful to Michaël Rao for providing me the first proof of Proposition 17. This contribution would not have been possible without the Gurobi linear program solver [GO18] which was very helpful in solving many instances of tiling problems in seconds (instead of minutes or hours).

I acknowledge financial support from the Laboratoire International Franco-Québécois de Recherche en Combinatoire (LIRCO), the Agence Nationale de la Recherche “Dynamique des algorithmes du pgcd : une approche Algorithmique, Analytique, Arithmétique et Symbolique (Dyna3S)” (ANR-13-BS02-0003) and the Horizon 2020 European Research Infrastructure project OpenDreamKit (676541).

2. PRELIMINARIES ON WANG TILINGS AND d -DIMENSIONAL WORDS

In this section, we introduce subshifts, shifts of finite type, Wang tiles, fusion of Wang tiles, the transducer representation of Wang tiles, d -dimensional words, morphisms and languages. It is mostly the same as the preliminary section of [Lab18].

We denote by $\mathbb{Z} = \{\dots, -1, 0, 1, 2, \dots\}$ the integers and by $\mathbb{N} = \{0, 1, 2, \dots\}$ the nonnegative integers. If $d \geq 1$ is an integer and $1 \leq k \leq d$, we denote by $\mathbf{e}_k = (0, \dots, 0, 1, 0, \dots, 0) \in \mathbb{Z}^d$ the vector of the canonical basis of \mathbb{Z}^d with a 1 as position k and 0 elsewhere.

2.1. Subshifts and shifts of finite type. We follow the notations of [Sch01]. Let \mathcal{A} be a finite set, $d \geq 1$, and let $\mathcal{A}^{\mathbb{Z}^d}$ be the set of all maps $x : \mathbb{Z}^d \rightarrow \mathcal{A}$, furnished with the compact product topology. We write a typical point $x \in \mathcal{A}^{\mathbb{Z}^d}$ as $x = (x_{\mathbf{m}})_{\mathbf{m} \in \mathbb{Z}^d}$, where $x_{\mathbf{m}} \in \mathcal{A}$ denotes the value of x at \mathbf{m} . The topology $\mathcal{A}^{\mathbb{Z}^d}$ is compatible with the metric δ defined for all colorings $x, x' \in \mathcal{A}^{\mathbb{Z}^d}$ by $\delta(x, x') = 2^{-\min\{|\mathbf{n}| : x_{\mathbf{n}} \neq x'_{\mathbf{n}}\}}$. The *shift action* $\sigma : \mathbf{n} \mapsto \sigma^{\mathbf{n}}$ of \mathbb{Z}^d on $\mathcal{A}^{\mathbb{Z}^d}$ is defined by

$$(1) \quad (\sigma^{\mathbf{n}}(x))_{\mathbf{m}} = x_{\mathbf{m}+\mathbf{n}}$$

for every $x = (x_{\mathbf{m}})_{\mathbf{m} \in \mathbb{Z}^d} \in \mathcal{A}^{\mathbb{Z}^d}$ and $\mathbf{n} \in \mathbb{Z}^d$. A subset $X \subset \mathcal{A}^{\mathbb{Z}^d}$ is *shift-invariant* if $\sigma^{\mathbf{n}}(X) = X$ for every $\mathbf{n} \in \mathbb{Z}^d$, and a closed, shift-invariant subset $X \subset \mathcal{A}^{\mathbb{Z}^d}$ is a *subshift*. If $X \subset \mathcal{A}^{\mathbb{Z}^d}$ is a subshift we write $\sigma = \sigma^X$ for the restriction of the shift-action (1) to X . If $X \subset \mathcal{A}^{\mathbb{Z}^d}$ is a subshift it will sometimes be helpful to specify the shift-action of \mathbb{Z}^d explicitly and to write (X, σ) instead of X . A subshift (X, σ) is called *minimal* if X does not contain any nonempty, proper, closed shift-invariant subset.

For any subset $S \subset \mathbb{Z}^d$ we denote by $\pi_S : \mathcal{A}^{\mathbb{Z}^d} \rightarrow \mathcal{A}^S$ the projection map which restricts every $x \in \mathcal{A}^{\mathbb{Z}^d}$ to S . A *pattern* is a function $p : S \rightarrow \mathcal{A}$ for some finite subset $S \subset \mathbb{Z}^d$. A subshift $X \subset \mathcal{A}^{\mathbb{Z}^d}$ is a *shift of finite type* (SFT) if there exists a finite set \mathcal{F} of *forbidden patterns* such that

$$(2) \quad X = \{x \in \mathcal{A}^{\mathbb{Z}^d} \mid \pi_S \cdot \sigma^{\mathbf{n}}(x) \notin \mathcal{F} \text{ for every } \mathbf{n} \in \mathbb{Z}^d \text{ and } S \subset \mathbb{Z}^d\}.$$

In this case, we write $X = \text{SFT}(\mathcal{F})$. In this contribution, we consider tilings of $\mathbb{Z} \times \mathbb{Z}$, that is, the case $d = 2$.

We adapt the definition of conjugacy of dynamical systems from [LM95, p. 185] to subshifts. Let $X \subset \mathcal{A}^{\mathbb{Z}^d}$ and $Y \subset \mathcal{B}^{\mathbb{Z}^d}$ be two subshifts. A *homomorphism* $\theta : (X, \sigma) \rightarrow (Y, \sigma)$ is a continuous function $\theta : X \rightarrow Y$ satisfying the commuting property that $\sigma^{\mathbf{k}} \circ \theta = \theta \circ \sigma^{\mathbf{k}}$ for every $\mathbf{k} \in \mathbb{Z}^d$. A homomorphism $\theta : (X, \sigma) \rightarrow (Y, \sigma)$ is called an *embedding* if it is one-to-one, a *factor map* if it is onto, and a *topological conjugacy* if it is both one-to-one and onto and its inverse map is continuous. Two subshifts are *topologically conjugate* if there is a topological conjugacy between them.

2.2. Wang tiles. A *Wang tile* $\tau = \begin{bmatrix} b & \\ c & d \end{bmatrix}^a$ is a unit square with colored edges formally represented as a tuple of four colors $(a, b, c, d) \in I \times J \times I \times J$ where I, J are two finite sets (the vertical and horizontal colors respectively). For each Wang tile $\tau = (a, b, c, d)$, we denote by $\text{RIGHT}(\tau) = a$, $\text{TOP}(\tau) = b$, $\text{LEFT}(\tau) = c$, $\text{BOTTOM}(\tau) = d$ the colors of the right, top, left and bottom edges of τ [Wan61, Rob71].

Let \mathcal{T} be a set of Wang tiles. A *tiling of \mathbb{Z}^2 by \mathcal{T}* is an assignation x of tiles to each position of \mathbb{Z}^2 so that contiguous edges have the same color, that is, it is a function $x : \mathbb{Z}^2 \rightarrow \mathcal{T}$ satisfying

$$\begin{aligned} \text{RIGHT} \circ x(\mathbf{n}) &= \text{LEFT} \circ x(\mathbf{n} + \mathbf{e}_1) \\ \text{TOP} \circ x(\mathbf{n}) &= \text{BOTTOM} \circ x(\mathbf{n} + \mathbf{e}_2) \end{aligned}$$

for every $\mathbf{n} \in \mathbb{Z}^2$. We denote by $\Omega_{\mathcal{T}} \subset \mathcal{T}^{\mathbb{Z}^2}$ the set of all Wang tilings of \mathbb{Z}^2 by \mathcal{T} and we call it the *Wang shift* of \mathcal{T} . It is a SFT of the form (2).

A set of Wang tiles \mathcal{T} *tils* the plane if $\Omega_{\mathcal{T}} \neq \emptyset$ and *does not tile* the plane if $\Omega_{\mathcal{T}} = \emptyset$. A tiling $x \in \Omega_{\mathcal{T}}$ is *periodic* if there is a nonzero period $\mathbf{n} \in \mathbb{Z}^2 \setminus \{(0, 0)\}$ such that $x = \sigma^{\mathbf{n}}(x)$ and otherwise it is said *nonperiodic*. A set of Wang tiles \mathcal{T} is *periodic* if there is a tiling $x \in \Omega_{\mathcal{T}}$ which is periodic. A Wang tile set \mathcal{T} is *aperiodic* if $\Omega_{\mathcal{T}} \neq \emptyset$ and every tiling $x \in \Omega_{\mathcal{T}}$ is nonperiodic. As explained in the first page of [Rob71] (see also [BG13, Prop. 5.9]), if \mathcal{T} is periodic, then there is a tiling x by \mathcal{T} with two linearly independent translation vectors (in particular a tiling x with vertical and horizontal translation vectors).

We say that two Wang tile sets \mathcal{T} and \mathcal{S} are *equivalent* if there exist two bijections $i : I \rightarrow I'$ $j : J \rightarrow J'$ such that

$$\mathcal{S} = \{(i(a), j(b), i(c), j(d)) \mid (a, b, c, d) \in \mathcal{T}\}.$$

If \mathcal{T} is a set of Wang tiles, then we define the *dual tile set* \mathcal{T}^* as its image under a reflection through the positive diagonal, i.e.,

$$\mathcal{T}^* = \left\{ (b, a, d, c) = \begin{bmatrix} a & \\ d & c \end{bmatrix}^b \mid (a, b, c, d) = \begin{bmatrix} b & \\ c & d \end{bmatrix}^a \in \mathcal{T} \right\}.$$

2.3. Fusion of Wang tiles. Now, we introduce a fusion operation on Wang tiles that can be adjacent in a tiling. Let $u = \begin{bmatrix} B & \\ X & Y \\ A & \end{bmatrix}$ and $v = \begin{bmatrix} D & \\ W & Z \\ C & \end{bmatrix}$ be two Wang tiles. For $i \in \{1, 2\}$, we define a binary operation on Wang tiles denoted \boxplus^i as

$$u \boxplus^1 v = \begin{bmatrix} BD & \\ X & Z \\ AC & \end{bmatrix} \quad \text{if } Y = W \quad \text{and} \quad u \boxplus^2 v = \begin{bmatrix} XW & D \\ YZ & \end{bmatrix} \quad \text{if } B = C.$$

If $i = 1$ and $Y \neq W$ or if $i = 2$ and $B \neq C$, we say that $u \boxplus^i v$ is *not well-defined*. If $u \boxplus^i v$ is well-defined for some $i \in \{1, 2\}$, it means that u and v can appear at position \mathbf{n} and $\mathbf{n} + \mathbf{e}_i$ in a tiling for some $\mathbf{n} \in \mathbb{Z}^d$. For each $i \in \{1, 2\}$, one can define a new tile set from two Wang tile sets \mathcal{T} and \mathcal{S} as

$$\mathcal{T} \boxplus^i \mathcal{S} = \{u \boxplus^i v \text{ well-defined} \mid u \in \mathcal{T}, v \in \mathcal{S}\}.$$

The fusion operation together with taking the dual of a tile set satisfy the following equations:

$$(\mathcal{T} \boxminus^1 \mathcal{S})^* = \mathcal{T}^* \boxminus^2 \mathcal{S}^* \quad \text{and} \quad (\mathcal{T} \boxminus^2 \mathcal{S})^* = \mathcal{T}^* \boxminus^1 \mathcal{S}^*.$$

2.4. Transducer representation of Wang tiles. A transducer M is a labeled directed graph whose nodes are called *states* and edges are called *transitions*. The transitions are labeled by pairs $a|b$ of letters. The first letter a is the input symbol and the second letter b is the output symbol. There is no initial nor final state. A transducer M computes a relation $\rho(M)$ between bi-infinite sequences of letters.

As observed in [Kar96] and extensively used in [JR15], any finite set of Wang tiles may be interpreted as a transducer. To a given tile set \mathcal{T} , the states of the corresponding transducer $M_{\mathcal{T}}$ are the colors of the vertical edges. The colors of horizontal edges are the input and output symbols. There is a transition from state s to state t with label $a|b$ if and only if there is a tile $(t, b, s, a) \in \mathcal{T}$ whose left, right, bottom and top edges are colored by s, t, a and b , respectively:

$$M_{\mathcal{T}} = \left\{ s \xrightarrow{a|b} t : \begin{bmatrix} b & \\ s & t \\ a & \end{bmatrix} = (t, b, s, a) \in \mathcal{T} \right\}.$$

The Jeandel-Rao Wang tile set defined in Figure 1 can be seen as a transducer with 4 states and 11 transitions consisting of two connected components T_0 and T_1 (see Figure 4). Sequences x and

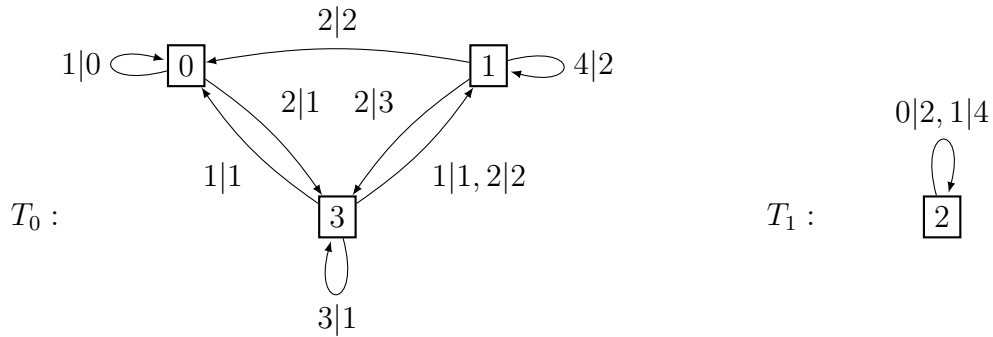


FIGURE 4. The Jeandel-Rao tile set seen as a transducer $M_{\mathcal{T}_0}$. Each tile of \mathcal{T}_0 corresponds to a transition. For example, the first tile of \mathcal{T}_0 is associated to $2 \xrightarrow{1|4} 2$, etc.

y are in the relation $\rho(M_{\mathcal{T}})$ if and only if there exists a row of tiles, with matching vertical edges, whose bottom edges form sequence x and top edges sequence y . For example, consider the 6×1 rectangle tiled with Jeandel-Rao tiles:



The sequence of bottom colors is 232212. Starting in state 0 and reading that word as input in the transducer $M_{\mathcal{T}_0}$ we follow the transitions:

$$0 \xrightarrow{2|1} 3 \xrightarrow{3|1} 3 \xrightarrow{2|2} 1 \xrightarrow{2|3} 3 \xrightarrow{1|1} 1 \xrightarrow{2|2} 0$$

We finish in state 0 and we get 112312 as output which corresponds to the sequence of top colors of the same row. In general, there is a one-to-one correspondence between valid tilings of the plane, and the iterated execution of the transducer.

Notice that the result of the usual composition of transducers corresponds to the transducer of $\mathcal{T} \boxminus^2 \mathcal{S}$:

$$(3) \quad M_{\mathcal{T}} \circ M_{\mathcal{S}} = M_{\mathcal{T} \boxminus^2 \mathcal{S}}.$$

As done in [JR15], the result of the composition can be filtered by recursively removing any source or sink state from the transducer reducing the size of the tile set. This is very helpful for doing computations.

2.5. d -dimensional word. In this section, we recall the definition of d -dimensional word that appeared in [CKR10] and we keep the notation $u \odot^i v$ they proposed for the concatenation.

If $i \leq j$ are integers, then $\llbracket i, j \rrbracket$ denotes the interval of integers $\{i, i+1, \dots, j\}$. Let $\mathbf{n} = (n_1, \dots, n_d) \in \mathbb{N}^d$ and \mathcal{A} be an alphabet. We denote by $\mathcal{A}^{\mathbf{n}}$ the set of functions

$$u : \llbracket 0, n_1 - 1 \rrbracket \times \dots \times \llbracket 0, n_d - 1 \rrbracket \rightarrow \mathcal{A}.$$

An element $u \in \mathcal{A}^{\mathbf{n}}$ is called a d -dimensional word u of shape $\mathbf{n} = (n_1, \dots, n_d) \in \mathbb{N}^d$ on the alphabet \mathcal{A} . The set of all finite d -dimensional word is $\mathcal{A}^{*d} = \{\mathcal{A}^{\mathbf{n}} \mid \mathbf{n} \in \mathbb{N}^d\}$. A d -dimensional word of shape $\mathbf{e}_k + \sum_{i=1}^d \mathbf{e}_i$ is called a *domino in the direction \mathbf{e}_k* . When the context is clear, we write \mathcal{A} instead of $\mathcal{A}^{(1, \dots, 1)}$. When $d = 2$, we represent a d -dimensional word u of shape (n_1, n_2) as a matrix with Cartesian coordinates:

$$u = \begin{pmatrix} u_{0, n_2-1} & \dots & u_{n_1-1, n_2-1} \\ \dots & \dots & \dots \\ u_{0, 0} & \dots & u_{n_1-1, 0} \end{pmatrix}.$$

Let $\mathbf{n}, \mathbf{m} \in \mathbb{N}^d$ and $u \in \mathcal{A}^{\mathbf{n}}$ and $v \in \mathcal{A}^{\mathbf{m}}$. If there exists an index i such that the shapes \mathbf{n} and \mathbf{m} are equal except at index i , then the *concatenation of u and v in the direction \mathbf{e}_i* is *well-defined*: it is the d -dimensional word $u \odot^i v$ of shape $(n_1, \dots, n_{i-1}, n_i + m_i, n_{i+1}, \dots, n_d) \in \mathbb{N}^d$ defined as

$$(u \odot^i v)(\mathbf{a}) = \begin{cases} u(\mathbf{a}) & \text{if } 0 \leq a_i < n_i, \\ v(\mathbf{a} - n_i \mathbf{e}_i) & \text{if } n_i \leq a_i < n_i + m_i. \end{cases}$$

If the shapes \mathbf{n} and \mathbf{m} are not equal except at index i , we say that the concatenation of $u \in \mathcal{A}^{\mathbf{n}}$ and $v \in \mathcal{A}^{\mathbf{m}}$ in the direction \mathbf{e}_i is *not well-defined*.

Let $\mathbf{n}, \mathbf{m} \in \mathbb{N}^d$ and $u \in \mathcal{A}^{\mathbf{n}}$ and $v \in \mathcal{A}^{\mathbf{m}}$. We say that u *occurs in v at position $\mathbf{p} \in \mathbb{N}^d$* if v is large enough, i.e., $\mathbf{m} - \mathbf{p} - \mathbf{n} \in \mathbb{N}^d$ and

$$v(\mathbf{a} + \mathbf{p}) = u(\mathbf{a})$$

for all $\mathbf{a} = (a_1, \dots, a_d) \in \mathbb{N}^d$ such that $0 \leq a_i < n_i$ with $1 \leq i \leq d$. If u occurs in v at some position, then we say that u is a d -dimensional *subword* or *factor* of v .

2.6. d -dimensional morphisms. In this section, we generalize the definition of d -dimensional morphisms [CKR10] to the case where the domain and codomain are different as for S -adic systems.

Let \mathcal{A} and \mathcal{B} be two alphabets. Let $X \subseteq \mathcal{A}^{*d}$. A function $\omega : X \rightarrow \mathcal{B}^{*d}$ is a d -dimensional *morphism* if for every i with $1 \leq i \leq d$, and every $u, v \in X$ such that $u \odot^i v \in X$ is well-defined we have that the concatenation $\omega(u) \odot^i \omega(v)$ in direction \mathbf{e}_i is well-defined and

$$\omega(u \odot^i v) = \omega(u) \odot^i \omega(v).$$

The next lemma can be deduced from the definition. It says that when $d \geq 2$ every d -dimensional morphism defined on the whole space $X = \mathcal{A}^{*d}$ is uniform in the sense that it maps every letter to a d -dimensional word of the same shape. These are called block-substitutions in [Fra17].

Lemma 6. *If $d \geq 2$ and $\omega : \mathcal{A}^{*d} \rightarrow \mathcal{B}^{*d}$ is a d -dimensional morphism, then there exists a shape $\mathbf{n} \in \mathbb{N}^d$ such that $\omega(a) \in \mathcal{A}^{\mathbf{n}}$ for every letter $a \in \mathcal{A}$.*

Therefore, to consider non-uniform d -dimensional morphism when $d \geq 2$, we need to restrict the domain to a strict subset $X \subsetneq \mathcal{A}^{*d}$. In [CKR10] and [Moz89, p.144], they consider the case $\mathcal{A} = \mathcal{B}$ and they restrict the domain of d -dimensional morphisms to the language they generate.

A d -dimensional morphism $\omega : X \rightarrow \mathcal{B}^{*^d}$ with $X \subseteq \mathcal{A}^{*^d}$ can be extended to a d -dimensional morphism $\omega : Y \rightarrow \mathcal{B}^{\mathbb{Z}^d}$ with $Y \subseteq \mathcal{A}^{\mathbb{Z}^d}$.

Suppose now that $\mathcal{A} = \mathcal{B}$. We say that a d -dimensional morphism $\omega : \mathcal{A} \rightarrow \mathcal{A}^{*^d}$ is *expansive* if for every $a \in \mathcal{A}$ and $K \in \mathbb{N}$, there exists $m \in \mathbb{N}$ such that $\min(\text{SHAPE}(\omega^m(a))) > K$. We say that ω is *primitive* if there exists $m \in \mathbb{N}$ such that for every $a, b \in \mathcal{A}$ the letter b occurs in $\omega^m(a)$.

The definition of prolongable substitutions [BR10, Def. 1.2.18–19] can be adapted in the case of d -dimensional morphisms. Let d -dimensional morphism $\omega : X \rightarrow \mathcal{A}^{*^d}$ with $X \subseteq \mathcal{A}^{*^d}$. Let $s \in \{+1, -1\}^d$. We say that ω is *prolongable on letter* $a \in \mathcal{A}$ in the hyperoctant of sign s if the letter a appears in the appropriate corner of its own image $\omega(a)$ more precisely at position $p = (p_1, \dots, p_d) \in \mathbb{N}^d$ where

$$p_i = \begin{cases} 0 & \text{if } s_i = +1, \\ n_i - 1 & \text{if } s_i = -1. \end{cases}$$

where $\mathbf{n} = (n_1, \dots, n_d) \in \mathbb{N}^d$ is the shape of $\omega(a)$. If ω is prolongable on letter $a \in \mathcal{A}$ in the hyperoctant of sign s and if $\lim_{m \rightarrow \infty} \min(\text{SHAPE}(\omega^m(a))) = \infty$, then $\lim_{m \rightarrow \infty} \omega^m(a)$ is a well-defined d -dimensional infinite word $s_0 \mathbb{N} \times \dots \times s_{d-1} \mathbb{N} \rightarrow \mathcal{A}$.

2.7. d -dimensional language. A subset $L \subseteq \mathcal{A}^{*^d}$ is called a d -dimensional *language*. The *factorial closure* of a language L is

$$\overline{L}^{Fact} = \{u \in \mathcal{A}^{*^d} \mid u \text{ is a } d\text{-dimensional subword of some } v \in L\}.$$

A language L is *factorial* if $\overline{L}^{Fact} = L$. All languages considered in this contribution are factorial. Given a tiling $x \in \mathcal{A}^{\mathbb{Z}^d}$, the *language* $\mathcal{L}(x)$ defined by x is

$$\mathcal{L}(x) = \{u \in \mathcal{A}^{*^d} \mid u \text{ is a } d\text{-dimensional subword of } x\}.$$

The *language* of a subshift $X \subseteq \mathcal{A}^{\mathbb{Z}^d}$ is $\mathcal{L}_X = \bigcup_{x \in X} \mathcal{L}(x)$. Conversely, given a factorial language $L \subseteq \mathcal{A}^{*^d}$ we define the subshift

$$\mathcal{X}_L = \{x \in \mathcal{A}^{\mathbb{Z}^d} \mid \mathcal{L}(x) \subseteq L\}.$$

A language $L \subseteq \mathcal{A}^{*^d}$ is *forbidden* in a subshift $X \subset \mathcal{A}^{\mathbb{Z}^d}$ if $L \cap \mathcal{L}_X = \emptyset$. By extension, a d -dimensional subword $u \in \mathcal{A}^{*^d}$ is *forbidden* in a subshift $X \subset \mathcal{A}^{\mathbb{Z}^d}$ if the singleton language $\{u\}$ is forbidden in X .

We say that a word $u \in \mathcal{A}^{\mathbf{n}}$, with $\mathbf{n} = (n_1, \dots, n_d) \in \mathbb{N}^d$, admits a *surrounding of radius* $r \in \mathbb{N}$ in a language $L \subseteq \mathcal{A}^{*^d}$ (resp. in a subshift $X \subset \mathcal{A}^{\mathbb{Z}^d}$) if there exists $w \in \mathcal{A}^{\mathbf{n}+2(r, \dots, r)}$ such that $w \in L$ (resp. $w \in \mathcal{L}_X$) and u occurs in w at position (r, \dots, r) .

Now we consider notions of languages related to morphisms. Given a d -dimensional morphism $\omega : \mathcal{A} \rightarrow \mathcal{B}^{*^d}$ and a language $L \subseteq \mathcal{A}^{*^d}$ of d -dimensional words, then we define the image of the language L under ω as the language

$$\overline{\omega(L)}^{Fact} = \{u \in \mathcal{B}^{*^d} \mid u \text{ is a } d\text{-dimensional subword of } \omega(v) \text{ with } v \in L\} \subseteq \mathcal{B}^{*^d}$$

and the image of a subshift $X \subseteq \mathcal{A}^{\mathbb{Z}^d}$ under ω as the subshift

$$\overline{\omega(X)}^\sigma = \{\sigma^{\mathbf{k}} \omega(x) \in \mathcal{B}^{\mathbb{Z}^d} \mid \mathbf{k} \in \mathbb{Z}^d, x \in X\} \subseteq \mathcal{B}^{\mathbb{Z}^d}.$$

The fact that a subshift is the image of another subshift under a d -dimensional morphism can be restated equivalently in terms of their languages. The next lemma is well-accepted and its proof with the same notations can be found in [Lab18].

Lemma 7. *Let $\omega : X \rightarrow Y$ be a d -dimensional morphism for some subshifts $X \subseteq \mathcal{A}^{\mathbb{Z}^d}$ and $Y \subseteq \mathcal{B}^{\mathbb{Z}^d}$. Then $Y = \overline{\omega(X)}^\sigma$ if and only if $\mathcal{L}_Y = \overline{\omega(\mathcal{L}_X)}^{Fact}$.*

Lemma 8. *Let $\omega : X \rightarrow \mathcal{B}^{\mathbb{Z}^d}$ be a d -dimensional morphism for some $X \subseteq \mathcal{A}^{\mathbb{Z}^d}$. If X is a minimal subshift, then $\overline{\omega(X)}^\sigma$ is a minimal subshift.*

Proof. Let $\emptyset \neq Z \subseteq \overline{\omega(X)}^\sigma$ be a closed shift-invariant subset. We want to show that $\overline{\omega(X)}^\sigma \subseteq Z$. Let $u \in \overline{\omega(X)}^\sigma$. Thus $u = \sigma^{\mathbf{k}}\omega(x)$ for some $\mathbf{k} \in \mathbb{Z}^d$ and $x \in X$. Since $Z \neq \emptyset$, there exists $z \in Z$. Thus $z = \sigma^{\mathbf{k}'}\omega(x')$ for some $\mathbf{k}' \in \mathbb{Z}^d$ and $x' \in X$. Since X is minimal, there exists a sequence $(\mathbf{k}_n)_{n \in \mathbb{N}}$, $\mathbf{k}_n \in \mathbb{Z}^d$, such that $x = \lim_{n \rightarrow \infty} \sigma^{\mathbf{k}_n}x'$. For some other sequence $(\mathbf{h}_n)_{n \in \mathbb{N}}$, $\mathbf{h}_n \in \mathbb{Z}^d$, we have

$$u = \sigma^{\mathbf{k}}\omega(x) = \sigma^{\mathbf{k}}\omega\left(\lim_{n \rightarrow \infty} \sigma^{\mathbf{k}_n}x'\right) = \sigma^{\mathbf{k}}\lim_{n \rightarrow \infty} \sigma^{\mathbf{h}_n}\omega(x') = \lim_{n \rightarrow \infty} \sigma^{\mathbf{k}+\mathbf{h}_n-\mathbf{k}'}z.$$

Since Z is closed and shift-invariant, it follows that $u \in Z$. \square

2.8. Self-similar subshifts. In this section we consider languages and subshifts defined from substitutions leading to self-similar structures. A subshift $X \subseteq \mathcal{A}^{\mathbb{Z}^d}$ (resp. a language $L \subseteq \mathcal{A}^{*\mathbb{Z}^d}$) is *self-similar* if there exists an expansive d -dimensional morphism $\omega : \mathcal{A} \rightarrow \mathcal{A}^{*\mathbb{Z}^d}$ such that $X = \overline{\omega(X)}^\sigma$ (resp. $L = \overline{\omega(L)}^{Fact}$).

Self-similar languages and subshifts can be constructed by iterative application of the morphism ω starting with the letters. The language \mathcal{L}_ω defined by an expansive d -dimensional morphism $\omega : \mathcal{A} \rightarrow \mathcal{A}^{*\mathbb{Z}^d}$ is

$$\mathcal{L}_\omega = \{u \in \mathcal{A}^{*\mathbb{Z}^d} \mid u \text{ is a } d\text{-dimensional subword of } \omega^n(a) \text{ for some } a \in \mathcal{A} \text{ and } n \in \mathbb{N}\}.$$

It satisfies $\mathcal{L}_\omega = \overline{\omega(\mathcal{L}_\omega)}^{Fact}$ and thus is self-similar. The *substitutive shift* $\mathcal{X}_\omega = \mathcal{X}_{\mathcal{L}_\omega}$ defined from the language of ω is a self-similar subshift. If ω is primitive then \mathcal{X}_ω is the smallest nonempty subshift $X \subseteq \mathcal{A}^{\mathbb{Z}^d}$ satisfying $X = \overline{\omega(X)}^\sigma$.

2.9. d -dimensional recognizability and aperiodicity. The definition of recognizability dates back to the work of Host, Qu  ffelec and Moss   [Mos92]. See also [ATY17] who propose a completion of the statement and proof for B. Moss  's unilateral recognizability theorem. The definition introduced below is based on work of Berth  , Steiner and Yassawi [BSTY17] on the recognizability in the case of S -adic systems where more than one substitutions are involved.

Let $X \subseteq \mathcal{A}^{\mathbb{Z}^d}$ and $\omega : X \rightarrow \mathcal{B}^{\mathbb{Z}^d}$ be a d -dimensional morphism. If $y \in \overline{\omega(X)}^\sigma$, i.e., $y = \sigma^{\mathbf{k}}\omega(x)$ for some $x \in X$ and $\mathbf{k} \in \mathbb{Z}^d$, where σ is the d -dimensional shift map, we say that (\mathbf{k}, x) is a ω -representation of y . We say that it is *centered* if $y_{\mathbf{0}}$ lies inside of the image of $x_{\mathbf{0}}$, i.e., if $\mathbf{0} \leq \mathbf{k} < \text{SHAPE}(\omega(x_{\mathbf{0}}))$ coordinate-wise. We say that ω is *recognizable in* $X \subseteq \mathcal{A}^{\mathbb{Z}^d}$ if each $y \in \mathcal{B}^{\mathbb{Z}^d}$ has at most one centered ω -representation (\mathbf{k}, x) with $x \in X$.

The next proposition is well-known [Sol98, Mos92] who showed that recognizability and aperiodicity are equivalent for primitive substitutive sequences. We state only one direction (the easy one) of the equivalence. Its proof with the same notations can be found in [Lab18].

Proposition 9. *Let $\omega : \mathcal{A} \rightarrow \mathcal{A}^{*\mathbb{Z}^d}$ be an expansive d -dimensional morphism. Let $X \subseteq \mathcal{A}^{\mathbb{Z}^d}$ be a self-similar subshift such that $\overline{\omega(X)}^\sigma = X$. If ω is recognizable in X , then X is aperiodic.*

The next lemma is very important for the current contribution.

Lemma 10. *Let $\omega : X \rightarrow Y$ be some d -dimensional morphism between two subshifts X and Y . If X is aperiodic and ω is recognizable in X , then $\overline{\omega(X)}^\sigma$ is aperiodic.*

Proof. Let $y \in \overline{\omega(X)}^\sigma$. Then, there exist $\mathbf{k} \in \mathbb{Z}^d$ and $x \in X$ such that (\mathbf{k}, x) is a centered ω -representation of y , i.e., $y = \sigma^{\mathbf{k}}\omega(x)$. Suppose by contradiction that y has a nontrivial period $\mathbf{p} \in \mathbb{Z}^d \setminus \mathbf{0}$. Since $y = \sigma^{\mathbf{p}}y = \sigma^{\mathbf{p}+\mathbf{k}}\omega(x)$, we have that $(\mathbf{p} + \mathbf{k}, x)$ is a ω -representation of y . Since ω is recognizable, this representation is not centered. Therefore there exists $\mathbf{q} \in \mathbb{Z}^d \setminus \mathbf{0}$ such that $y_{\mathbf{0}}$

lies in the image of $x_{\mathbf{q}} = (\sigma^{\mathbf{q}}x)_{\mathbf{0}}$. Therefore there exists $\mathbf{k}' \in \mathbb{Z}^d$ such that $(\mathbf{k}', \sigma^{\mathbf{q}}x)$ is a centered ω -representation of y . Since ω is recognizable, we conclude that $\mathbf{k} = \mathbf{k}'$ and $x = \sigma^{\mathbf{q}}x$. Then $x \in X$ is periodic which is a contradiction. \square

Remark 11. *The existence of a d -dimensional morphism $\omega : X \rightarrow Y$ which is recognizable in X and such that $Y = \overline{\omega(X)}^\sigma$, i.e., onto up to a shift, implies the existence of a homeomorphism between X and Y where elements of X and Y are tilings of \mathbb{R}^d instead of \mathbb{Z}^d and the alphabet is replaced by a set of tiles in \mathbb{R}^d . We use in this contribution the point of view of symbolic dynamics and tilings of \mathbb{Z}^d which makes some notions easier (concatenation, morphisms) and other like the notion of injectivity, surjectivity and homeomorphisms less natural.*

Part 1. Desubstituting Wang tilings with markers

3. MARKERS, DESUBSTITUTION OF WANG SHIFTS AND ALGORITHMS

In this section, we recall from [Lab18] the notion of markers and the result on the existence of a 2-dimensional morphism between two Wang shifts that is recognizable and onto up to a shift. More precisely, if a Wang tile set \mathcal{T} has a subset of marker tiles, then there exists another set \mathcal{S} of Wang tiles and a nontrivial recognizable 2-dimensional morphism $\Omega_{\mathcal{S}} \rightarrow \Omega_{\mathcal{T}}$ that is onto up to a shift. Thus, every Wang tiling by \mathcal{T} is up to a shift the image under a nontrivial 2-dimensional morphism ω of a unique Wang tiling in $\Omega_{\mathcal{S}}$.

We also propose algorithms to find markers and desubstitutions of Wang shifts.

Definition 12. *Let \mathcal{T} be a Wang tile set and let $\Omega_{\mathcal{T}}$ be its Wang shift. A nonempty proper subset $M \subset \mathcal{T}$ is called markers in the direction \mathbf{e}_1 if*

$$M \odot^1 M, \quad M \odot^2 (\mathcal{T} \setminus M), \quad (\mathcal{T} \setminus M) \odot^2 M$$

are forbidden in $\Omega_{\mathcal{T}}$. It is called markers in the direction \mathbf{e}_2 if

$$M \odot^2 M, \quad M \odot^1 (\mathcal{T} \setminus M), \quad (\mathcal{T} \setminus M) \odot^1 M$$

are forbidden in $\Omega_{\mathcal{T}}$.

The markers in the direction \mathbf{e}_1 (resp. \mathbf{e}_2) appear as nonadjacent columns (resp. rows) of tiles in a tiling (see Figure 5).

Algorithm 1 Find markers. If no markers are found, one should try increasing the radius r .

Precondition: \mathcal{T} is a Wang tile set; $i \in \{1, 2\}$ is a direction \mathbf{e}_i ; $r \in \mathbb{N}$ is some radius.

```

1: function FINDMARKERS( $\mathcal{T}, i, r$ )
2:    $j \leftarrow 3 - i$ 
3:    $D_j \leftarrow \{(u, v) \in \mathcal{T}^2 \mid u \odot^j v \text{ admits a surrounding of radius } r \text{ in } \Omega_{\mathcal{T}}\}$ 
4:    $U \leftarrow \text{UNIONFINDDATASTRUCTURE}(\mathcal{T})$ 
5:   for all  $(u, v) \in D_j$  do
6:      $\text{UNION}(u, v)$   $\triangleright$  Merge  $u$  and  $v$  in the data structure  $U$ 
7:    $D_i \leftarrow \{(u, v) \in \mathcal{T}^2 \mid u \odot^i v \text{ admits a surrounding of radius } r \text{ in } \Omega_{\mathcal{T}}\}$ 
8:   return  $\{S \in \text{SUBSETS}(U) \mid (S \times S) \cap D_i = \emptyset\}$ 
```

Postcondition: The output contains zero, one or more subsets of markers in the direction i .

The existence of markers allows to desubstitute tilings uniquely by some 2-dimensional morphism that is essentially 1-dimensional. If a Wang tile set \mathcal{T} has a subset of markers in the direction \mathbf{e}_i then there exists a radius $r \in \mathbb{N}$ such that FINDMARKERS(\mathcal{T}, i, r) from Algorithm 1 outputs it.

1 4	2 1	2 1	2 0	1 3	2 2	2 1	2 1	2 1	2 1	3 2	2 1	2 1	2 1	2 1	2 1	2 1	2 0	1 3	2 1	2 1	2 1
4 1	4 1	4 2	2 0	2 0	2 0	2 1	4 2	4 2	2 0	2 2	2 0	4 2	4 2	4 2	4 2	4 2	2 2	2 0	2 2	4 2	4 2
1 0	3 2	1 3	1 0	0 1	0 0	0 1	0 2	3 3	3 1	0 1	0 0	0 2	3 3	3 1	3 0	0 2	3 1	0 0	0 1	0 0	1 3
1 2	0 0	1 3	1 0	1 3	1 0	2 3	3 2	1 2	3 1	0 2	3 3	3 2	1 2	3 3	3 1	2 0	1 2	3 1	0 2	3 3	2 1
3 2	1 2	2 0	1 2	3 2	1 2	3 2	1 2	2 0	1 2	2 3	3 2	1 2	3 2	2 1	2 0	1 2	3 2	1 2	0 2	3 3	2 1
2 0	2 0	2 2	2 0	2 2	2 0	2 2	2 0	2 2	2 0	2 2	2 0	2 2	2 0	2 2	2 0	2 2	2 0	2 2	2 0	2 2	2 0
0 0	0 1	0 0	0 1	0 0	0 1	0 0	0 1	0 0	0 1	0 0	0 1	0 0	0 1	0 0	0 1	0 0	0 1	0 0	0 1	0 0	0 1
3 3	3 1	3 0	1 2	3 1	0 2	3 3	3 1	0 2	3 1	0 2	3 3	3 1	0 2	3 3	3 1	0 2	3 1	0 2	3 3	3 1	0 2
1 2	3 1	1 2	1 2	0 2	1 2	3 2	1 2	3 1	1 2	0 2	3 2	1 2	3 1	1 2	0 2	3 2	1 2	0 2	1 2	3 2	1 2
1 2	0 2	1 3	2 1	2 1	2 1	2 1	2 0	1 3	2 1	2 1	2 1	2 1	3 3	2 1	2 0	3 3	2 1	2 0	1 3	2 1	3 3
2 0	2 0	2 2	2 0	2 2	2 1	2 2	2 0	2 2	2 0	2 2	2 0	2 2	2 0	2 2	2 0	2 2	2 0	2 2	2 0	2 2	2 0
0 0	0 1	0 0	0 1	0 0	1 3	1 0	0 1	0 0	0 1	0 0	1 3	1 0	0 1	0 0	0 1	0 0	0 1	0 0	1 3	1 0	0 1

FIGURE 5. This is a copy without colors of the Jeandel-Rao tiling shown in Figure 3. The tiles $M = \{(2, 4, 2, 1), (2, 2, 2, 0)\} \subset \mathcal{T}_0$ are markers in the direction \mathbf{e}_2 and are shown with a gray background. They form complete nonadjacent rows of tiles in any tilings in Ω_0 .

We can now state a small generalization of Theorem 10 from [Lab18]. Indeed, while the presence of markers allows to desubstitute tilings, there is a choice to be made. We may construct the substitution in such a way that the markers are on the left or on the right in the image of letters that are dominoes. We make this distinction in the statement of the following result.

Theorem 13. *Let \mathcal{T} be a Wang tile set and let $\Omega_{\mathcal{T}}$ be its Wang shift. If there exists a subset $M \subset \mathcal{T}$ of markers in the direction $\mathbf{e}_i \in \{\mathbf{e}_1, \mathbf{e}_2\}$, then*

- (i) *there exists a Wang tile set \mathcal{S}_R and a 2-dimensional morphism $\omega_R : \Omega_{\mathcal{S}_R} \rightarrow \Omega_{\mathcal{T}}$ such that*

$$\omega_R(\mathcal{S}_R) \subseteq (\mathcal{T} \setminus M) \cup \left((\mathcal{T} \setminus M) \odot^i M \right)$$

which is recognizable and onto up to a shift and

- (ii) *there exists a Wang tile set \mathcal{S}_L and a 2-dimensional morphism $\omega_L : \Omega_{\mathcal{S}_L} \rightarrow \Omega_{\mathcal{T}}$ such that*

$$\omega_L(\mathcal{S}_L) \subseteq (\mathcal{T} \setminus M) \cup \left(M \odot^i (\mathcal{T} \setminus M) \right)$$

which recognizable and onto up to a shift.

There exists a surrounding radius $r \in \mathbb{N}$ such that ω_R and ω_L are computed using Algorithm 2.

Proof. The existence of ω_R was proved in [Lab18, Theorem 10]. Its proof follows the line of Algorithm 2.

The existence of ω_L was not proved in [Lab18, Theorem 10], but it can be deduced by considering the image of the Wang tile set \mathcal{T} under a reflexion by the vertical or horizontal axis. For example, if $\mathbf{e}_i = \mathbf{e}_1$, then we consider the image under a reflection by the vertical axis:

$$\mathcal{T}' = \left\{ \left[\begin{array}{cc} & b \\ a & c \\ & d \end{array} \right] \mid \left[\begin{array}{cc} & b \\ c & a \\ & d \end{array} \right] = (a, b, c, d) \in \mathcal{T} \right\}$$

and the image $M' \subset \mathcal{T}'$ of markers accordingly. Then [Lab18, Theorem 10] provide the existence of a Wang tile set \mathcal{S}' and a 2-dimensional morphism $\omega' : \mathcal{S}' \rightarrow \mathcal{T}'$ which is recognizable, onto up to a shift and such that

$$\omega'(\mathcal{S}') \subseteq (\mathcal{T}' \setminus M') \cup ((\mathcal{T}' \setminus M') \odot^1 M').$$

By taking the reversal of ω , we get the desired ω_L and \mathcal{S}_L . \square

Algorithm 2 Find a recognizable desubstitution of $\Omega_{\mathcal{T}}$ from markers

Precondition: \mathcal{T} is a Wang tile set; $M \subset \mathcal{T}$ is a subset of markers; $i \in \{1, 2\}$ is a direction e_i ; $r \in \mathbb{N}$ is some radius; $s \in \{\text{LEFT}, \text{RIGHT}\}$ is a side where to put the markers.

```

1: function FINDSUBSTITUTION( $\mathcal{T}, M, i, r, s$ )
2:    $D \leftarrow \{(u, v) \in \mathcal{T}^2 \mid u \odot^i v \text{ admits a surrounding of radius } r \text{ in } \Omega_{\mathcal{T}}\}$ 
3:   if  $s = \text{LEFT}$  then
4:      $P \leftarrow \{(u, v) \in D \mid u \in M \text{ and } v \in \mathcal{T} \setminus M\}$ 
5:      $K \leftarrow \{v \in \mathcal{T} \setminus M \mid \text{there exists } u \in \mathcal{T} \setminus M \text{ such that } (u, v) \in D\}$ 
6:   else if  $s = \text{RIGHT}$  then
7:      $P \leftarrow \{(u, v) \in D \mid u \in \mathcal{T} \setminus M \text{ and } v \in M\}$ 
8:      $K \leftarrow \{u \in \mathcal{T} \setminus M \mid \text{there exists } v \in \mathcal{T} \setminus M \text{ such that } (u, v) \in D\}$ 
9:    $\mathcal{S} \leftarrow K \cup \{u \boxminus^i v \mid (u, v) \in P\}$ 
10:  return  $\mathcal{S}, \omega : \Omega_{\mathcal{S}} \rightarrow \Omega_{\mathcal{T}} : \begin{cases} u \boxminus^i v & \mapsto u \odot^i v & \text{if } (u, v) \in P \\ u & \mapsto u & \text{if } u \in K. \end{cases}$ 

```

Postcondition: \mathcal{S} is a Wang tile set; $\omega : \Omega_{\mathcal{S}} \rightarrow \Omega_{\mathcal{T}}$ is recognizable and onto up to a shift.

In the definition of ω , given two Wang tiles u and v such that $u \boxminus^i v$ is well-defined for $i \in \{1, 2\}$, the map

$$u \boxminus^i v \mapsto u \odot^i v$$

can be seen as a decomposition of Wang tiles:

$$\begin{array}{|c|c|} \hline \text{BD} & \\ \hline \text{X} & \text{Z} \\ \hline \text{AC} & \\ \hline \end{array} \mapsto \begin{array}{|c|c|} \hline \text{B} & \text{D} \\ \hline \text{X} & \text{Y} \quad \text{Y} & \text{Z} \\ \hline \text{A} & \text{C} \\ \hline \end{array} \quad \text{or} \quad \begin{array}{|c|c|} \hline \text{D} & \\ \hline \text{XW} & \text{YZ} \\ \hline \text{A} & \\ \hline \end{array} \mapsto \begin{array}{|c|c|} \hline \text{D} & \\ \hline \text{W} & \text{Z} \\ \hline \text{B} & \\ \hline \text{B} & \\ \hline \text{X} & \text{Y} \\ \hline \text{A} & \\ \hline \end{array}$$

whether $i = 1$ or $i = 2$.

Remark 14. In Algorithm 2, the tile set \mathcal{S} can be computed with the help of transducers since the fusion operation \boxminus^i on Wang tiles can be seen as the composition of transitions (see Equation (3)).

4. DESUBSTITUTION FROM Ω_0 TO Ω_4 : $\Omega_0 \xleftarrow{\omega_0} \Omega_1 \xleftarrow{\omega_1} \Omega_2 \xleftarrow{\omega_2} \Omega_3 \xleftarrow{\omega'_3} \Omega_4$

When Algorithm 1 returns a nonempty list of sets of markers, then we may use Algorithm 2 to find the substitution from the markers found. This allows to desubstitute uniquely tilings in Ω_0 into tilings in Ω_4 .

Proposition 15. Let Ω_0 be the Jeandel-Rao Wang shift. There exist sets of Wang tiles $\mathcal{T}_1, \mathcal{T}_2, \mathcal{T}_3$ and \mathcal{T}'_4 together with their associated Wang shifts $\Omega_1, \Omega_2, \Omega_3$ and Ω_4 and there exists a sequence of recognizable 2-dimensional morphisms:

$$\Omega_0 \xleftarrow{\omega_0} \Omega_1 \xleftarrow{\omega_1} \Omega_2 \xleftarrow{\omega_2} \Omega_3 \xleftarrow{\omega'_3} \Omega_4$$

that are onto up to a shift, i.e., $\overline{\omega_i(\Omega_{i+1})}^\sigma = \Omega_i$ for each $i \in \{0, 1, 2\}$ and $\overline{\omega'_3(\Omega_4)}^\sigma = \Omega_3$.

Proof. The proof is done by executing the function `FINDMARKERS()` followed by `FINDSUBSTITUTION()` and repeating this process four times in total. Each time `FINDMARKERS()` finds at least one subset of markers using a surrounding radius of size at most 3. Thus using Theorem 13, we may find a desubstitution of tilings.

The proof is done in Sage [Sag19] using `slabbe` optional package [Lab19]. First we define the Jeandel-Rao Wang tile set \mathcal{T}_0 :

```
sage: from slabbe import WangTileSet
sage: tiles = [(2,4,2,1), (2,2,2,0), (1,1,3,1), (1,2,3,2), (3,1,3,3), (0,1,3,1),
....:          (0,0,0,1), (3,1,0,2), (0,2,1,2), (1,2,1,4), (3,3,1,2)]
sage: tiles = [map(str,t) for t in tiles]
sage: T0 = WangTileSet(tiles)
```

$$\mathcal{T}_0 = \left\{ \begin{array}{|c|c|c|c|c|c|c|c|c|c|c|c|} \hline \begin{array}{c} 4 \\ 2 \ 0 \ 2 \\ 1 \end{array} & \begin{array}{c} 2 \\ 2 \ 1 \ 2 \\ 0 \end{array} & \begin{array}{c} 1 \\ 3 \ 2 \ 1 \\ 1 \end{array} & \begin{array}{c} 2 \\ 3 \ 3 \ 1 \\ 2 \end{array} & \begin{array}{c} 1 \\ 3 \ 4 \ 3 \\ 3 \end{array} & \begin{array}{c} 1 \\ 3 \ 5 \ 0 \\ 1 \end{array} & \begin{array}{c} 0 \\ 0 \ 6 \ 0 \\ 1 \end{array} & \begin{array}{c} 1 \\ 0 \ 7 \ 3 \\ 2 \end{array} & \begin{array}{c} 2 \\ 1 \ 8 \ 0 \\ 2 \end{array} & \begin{array}{c} 2 \\ 1 \ 9 \ 1 \\ 4 \end{array} & \begin{array}{c} 3 \\ 1 \ 10 \ 3 \\ 2 \end{array} \\ \hline \end{array} \right\}$$

We use Knuth's dancing links algorithm because it is faster at this task than MILP or SAT solvers:

```
sage: dlx = 'dancing_links'
```

We desubstitute \mathcal{T}_0 :

```
sage: T0.find_markers(i=2, radius=1, solver=dlx)
[[0, 1]]
sage: M0 = [0,1]
sage: T1, omega0 = T0.find_substitution(M=M0, i=2, side='left', radius=1, solver=dlx)
```

and we obtain:

$$\omega_0 : \Omega_1 \rightarrow \Omega_0 : \begin{cases} 0 \mapsto (2), & 1 \mapsto (3), & 2 \mapsto (4), & 3 \mapsto (5), & 4 \mapsto (6), & 5 \mapsto (7), & 6 \mapsto (8), \\ 7 \mapsto (10), & 8 \mapsto \begin{pmatrix} 9 \\ 0 \end{pmatrix}, & 9 \mapsto \begin{pmatrix} 3 \\ 1 \end{pmatrix}, & 10 \mapsto \begin{pmatrix} 7 \\ 1 \end{pmatrix}, & 11 \mapsto \begin{pmatrix} 8 \\ 1 \end{pmatrix}, & 12 \mapsto \begin{pmatrix} 10 \\ 1 \end{pmatrix}. \end{cases}$$

$$\mathcal{T}_1 = \left\{ \begin{array}{|c|c|c|c|c|c|c|c|c|c|c|c|} \hline \begin{array}{c} 1 \\ 3 \ 0 \ 1 \\ 1 \end{array} & \begin{array}{c} 2 \\ 3 \ 1 \ 1 \\ 2 \end{array} & \begin{array}{c} 1 \\ 3 \ 2 \ 3 \\ 3 \end{array} & \begin{array}{c} 1 \\ 3 \ 3 \ 0 \\ 1 \end{array} & \begin{array}{c} 0 \\ 0 \ 4 \ 0 \\ 1 \end{array} & \begin{array}{c} 1 \\ 0 \ 5 \ 3 \\ 2 \end{array} & \begin{array}{c} 2 \\ 1 \ 6 \ 0 \\ 2 \end{array} & \begin{array}{c} 3 \\ 1 \ 7 \ 3 \\ 2 \end{array} & \begin{array}{c} 2 \\ 2 \ 8 \ 1 \\ 1 \end{array} & \begin{array}{c} 2 \\ 2 \ 9 \ 0 \\ 0 \end{array} & \begin{array}{c} 1 \\ 2 \ 10 \ 2 \\ 0 \end{array} & \begin{array}{c} 2 \\ 2 \ 11 \ 2 \\ 0 \end{array} & \begin{array}{c} 3 \\ 2 \ 12 \ 2 \\ 0 \end{array} \\ \hline \end{array} \right\}$$

We desubstitute \mathcal{T}_1 :

```
sage: T1.find_markers(i=2, radius=1, solver=dlx)
[[8, 9, 10, 11, 12]]
sage: M1 = [8, 9, 10, 11, 12]
sage: T2, omega1 = T1.find_substitution(M=M1, i=2, side='left', radius=1, solver=dlx)
```

and we obtain:

$$\omega_1 : \Omega_2 \rightarrow \Omega_1 : \begin{cases} 0 \mapsto (0), & 1 \mapsto (1), & 2 \mapsto (2), & 3 \mapsto (3), & 4 \mapsto (4), & 5 \mapsto (5), \\ 6 \mapsto (6), & 7 \mapsto (7), & 8 \mapsto \begin{pmatrix} 1 \\ 8 \end{pmatrix}, & 9 \mapsto \begin{pmatrix} 5 \\ 8 \end{pmatrix}, & 10 \mapsto \begin{pmatrix} 6 \\ 8 \end{pmatrix}, & 11 \mapsto \begin{pmatrix} 7 \\ 8 \end{pmatrix}, \\ 12 \mapsto \begin{pmatrix} 1 \\ 9 \end{pmatrix}, & 13 \mapsto \begin{pmatrix} 5 \\ 9 \end{pmatrix}, & 14 \mapsto \begin{pmatrix} 6 \\ 9 \end{pmatrix}, & 15 \mapsto \begin{pmatrix} 0 \\ 10 \end{pmatrix}, & 16 \mapsto \begin{pmatrix} 3 \\ 10 \end{pmatrix}, & 17 \mapsto \begin{pmatrix} 5 \\ 11 \end{pmatrix}, \\ 18 \mapsto \begin{pmatrix} 7 \\ 11 \end{pmatrix}, & 19 \mapsto \begin{pmatrix} 2 \\ 12 \end{pmatrix}. \end{cases}$$

$$\mathcal{T}_2 = \left\{ \begin{array}{|c|c|c|c|c|c|c|c|c|c|c|c|c|} \hline \begin{array}{c} 1 \\ 3 \ 0 \ 1 \\ 1 \end{array} & \begin{array}{c} 2 \\ 3 \ 1 \ 1 \\ 2 \end{array} & \begin{array}{c} 1 \\ 3 \ 2 \ 3 \\ 3 \end{array} & \begin{array}{c} 1 \\ 3 \ 3 \ 0 \\ 1 \end{array} & \begin{array}{c} 0 \\ 0 \ 4 \ 0 \\ 1 \end{array} & \begin{array}{c} 1 \\ 0 \ 5 \ 3 \\ 2 \end{array} & \begin{array}{c} 2 \\ 1 \ 6 \ 0 \\ 2 \end{array} & \begin{array}{c} 3 \\ 1 \ 7 \ 3 \\ 2 \end{array} & \begin{array}{c} 213 \\ 2 \ 8 \ 1 \\ 211 \end{array} & \begin{array}{c} 210 \\ 1 \ 9 \ 1 \\ 213 \end{array} & \begin{array}{c} 211 \\ 2 \ 10 \ 1 \\ 210 \end{array} & \begin{array}{c} 211 \\ 3 \ 11 \ 1 \\ 213 \end{array} \\ \hline \begin{array}{c} 233 \\ 12 \\ 0 \end{array} & \begin{array}{c} 230 \\ 13 \\ 0 \end{array} & \begin{array}{c} 231 \\ 14 \\ 0 \end{array} & \begin{array}{c} 203 \\ 15 \\ 0 \end{array} & \begin{array}{c} 203 \\ 16 \\ 0 \end{array} & \begin{array}{c} 210 \\ 17 \\ 0 \end{array} & \begin{array}{c} 211 \\ 18 \\ 0 \end{array} & \begin{array}{c} 213 \\ 19 \\ 0 \end{array} & & & & & \\ \hline \end{array} \right\}$$

We desubstitute \mathcal{T}_2 :

```
sage: T2.find_markers(i=2, radius=2, solver=dlx)
[[8, 9, 10, 11, 12, 13, 14, 15, 16, 17, 18, 19]]
sage: M2 = [8, 9, 10, 11, 12, 13, 14, 15, 16, 17, 18, 19]
sage: T3, omega2 = T2.find_substitution(M=M2, i=2, side='left', radius=2, solver=dlx)
```

and we obtain:

$$\omega_2 : \Omega_3 \rightarrow \Omega_2 : \left\{ \begin{array}{l} 0 \mapsto (2), \quad 1 \mapsto (3), \quad 2 \mapsto (4), \quad 3 \mapsto (5), \quad 4 \mapsto \begin{pmatrix} 1 \\ 8 \end{pmatrix}, \quad 5 \mapsto \begin{pmatrix} 5 \\ 8 \end{pmatrix}, \\ 6 \mapsto \begin{pmatrix} 6 \\ 8 \end{pmatrix}, \quad 7 \mapsto \begin{pmatrix} 0 \\ 9 \end{pmatrix}, \quad 8 \mapsto \begin{pmatrix} 3 \\ 9 \end{pmatrix}, \quad 9 \mapsto \begin{pmatrix} 5 \\ 10 \end{pmatrix}, \quad 10 \mapsto \begin{pmatrix} 7 \\ 10 \end{pmatrix}, \quad 11 \mapsto \begin{pmatrix} 2 \\ 11 \end{pmatrix}, \\ 12 \mapsto \begin{pmatrix} 5 \\ 12 \end{pmatrix}, \quad 13 \mapsto \begin{pmatrix} 6 \\ 12 \end{pmatrix}, \quad 14 \mapsto \begin{pmatrix} 4 \\ 13 \end{pmatrix}, \quad 15 \mapsto \begin{pmatrix} 5 \\ 14 \end{pmatrix}, \quad 16 \mapsto \begin{pmatrix} 3 \\ 15 \end{pmatrix}, \quad 17 \mapsto \begin{pmatrix} 3 \\ 16 \end{pmatrix}, \\ 18 \mapsto \begin{pmatrix} 4 \\ 16 \end{pmatrix}, \quad 19 \mapsto \begin{pmatrix} 3 \\ 17 \end{pmatrix}, \quad 20 \mapsto \begin{pmatrix} 2 \\ 18 \end{pmatrix}, \quad 21 \mapsto \begin{pmatrix} 0 \\ 19 \end{pmatrix}, \quad 22 \mapsto \begin{pmatrix} 3 \\ 19 \end{pmatrix}, \quad 23 \mapsto \begin{pmatrix} 4 \\ 19 \end{pmatrix}. \end{array} \right.$$

$$\mathcal{T}_3 = \left\{ \begin{array}{|c|c|c|c|c|c|c|c|c|c|c|c|c|} \hline \begin{array}{c} 1 \\ 3 \ 0 \ 3 \\ 3 \end{array} & \begin{array}{c} 1 \\ 3 \ 1 \ 0 \\ 1 \end{array} & \begin{array}{c} 0 \\ 0 \ 2 \ 0 \\ 1 \end{array} & \begin{array}{c} 1 \\ 0 \ 3 \ 3 \\ 2 \end{array} & \begin{array}{c} 213 \\ 2 \ 4 \ 1 \\ 211 \end{array} & \begin{array}{c} 213 \\ 1 \ 5 \ 1 \\ 213 \end{array} & \begin{array}{c} 213 \\ 2 \ 6 \ 1 \\ 211 \end{array} & \begin{array}{c} 2103 \\ 1 \ 7 \ 1 \\ 2131 \end{array} & \begin{array}{c} 2103 \\ 1 \ 8 \ 1 \\ 2130 \end{array} & \begin{array}{c} 2110 \\ 1 \ 9 \ 1 \\ 2103 \end{array} & \begin{array}{c} 2111 \\ 3 \ 10 \ 1 \\ 2103 \end{array} & \begin{array}{c} 2113 \\ 1 \ 11 \ 1 \\ 2133 \end{array} \\ \hline \begin{array}{c} 2330 \\ 12 \\ 0 \end{array} & \begin{array}{c} 2331 \\ 13 \\ 0 \end{array} & \begin{array}{c} 2300 \\ 14 \\ 0 \end{array} & \begin{array}{c} 2310 \\ 15 \\ 0 \end{array} & \begin{array}{c} 2033 \\ 16 \\ 0 \end{array} & \begin{array}{c} 2033 \\ 17 \\ 0 \end{array} & \begin{array}{c} 2030 \\ 18 \\ 0 \end{array} & \begin{array}{c} 2103 \\ 19 \\ 0 \end{array} & \begin{array}{c} 2113 \\ 1 \ 20 \\ 2033 \end{array} & \begin{array}{c} 2133 \\ 1 \ 21 \\ 2331 \end{array} & \begin{array}{c} 2133 \\ 1 \ 22 \\ 0 \end{array} & \begin{array}{c} 2130 \\ 23 \\ 0 \end{array} \\ \hline \end{array} \right\}$$

We desubstitute \mathcal{T}_3 :

```
sage: T3.find_markers(i=2, radius=3, solver=dlx)
[[0, 1, 2, 3]]
sage: M3 = [0, 1, 2, 3]
sage: T4p, omega3p = T3.find_substitution(M=M3, i=2, side='right', radius=3, solver=dlx)
```

and we obtain:

$$\omega'_3 : \Omega_4 \rightarrow \Omega_3 : \left\{ \begin{array}{l} 0 \mapsto (5), \quad 1 \mapsto (8), \quad 2 \mapsto (11), \quad 3 \mapsto (12), \quad 4 \mapsto (14), \quad 5 \mapsto (15), \\ 6 \mapsto (16), \quad 7 \mapsto (17), \quad 8 \mapsto (18), \quad 9 \mapsto (19), \quad 10 \mapsto (20), \quad 11 \mapsto (22), \\ 12 \mapsto (23), \quad 13 \mapsto \begin{pmatrix} 3 \\ 4 \end{pmatrix}, \quad 14 \mapsto \begin{pmatrix} 2 \\ 5 \end{pmatrix}, \quad 15 \mapsto \begin{pmatrix} 3 \\ 6 \end{pmatrix}, \quad 16 \mapsto \begin{pmatrix} 1 \\ 7 \end{pmatrix}, \quad 17 \mapsto \begin{pmatrix} 2 \\ 7 \end{pmatrix}, \\ 18 \mapsto \begin{pmatrix} 1 \\ 8 \end{pmatrix}, \quad 19 \mapsto \begin{pmatrix} 2 \\ 8 \end{pmatrix}, \quad 20 \mapsto \begin{pmatrix} 1 \\ 9 \end{pmatrix}, \quad 21 \mapsto \begin{pmatrix} 0 \\ 10 \end{pmatrix}, \quad 22 \mapsto \begin{pmatrix} 2 \\ 11 \end{pmatrix}, \quad 23 \mapsto \begin{pmatrix} 2 \\ 12 \end{pmatrix}, \\ 24 \mapsto \begin{pmatrix} 3 \\ 13 \end{pmatrix}, \quad 25 \mapsto \begin{pmatrix} 2 \\ 15 \end{pmatrix}, \quad 26 \mapsto \begin{pmatrix} 2 \\ 16 \end{pmatrix}, \quad 27 \mapsto \begin{pmatrix} 2 \\ 20 \end{pmatrix}, \quad 28 \mapsto \begin{pmatrix} 2 \\ 21 \end{pmatrix}, \quad 29 \mapsto \begin{pmatrix} 2 \\ 22 \end{pmatrix}. \end{array} \right.$$

$$\mathcal{T}'_4 = \left\{ \begin{array}{|c|c|c|c|c|c|c|c|c|c|c|c|c|} \hline \begin{array}{c} 2130 \\ 1 \ 0 \ 1 \\ 2113 \end{array} & \begin{array}{c} 2103 \\ 1 \ 1 \ 1 \\ 2130 \end{array} & \begin{array}{c} 2113 \\ 1 \ 2 \ 1 \\ 2133 \end{array} & \begin{array}{c} 2330 \\ 0 \ 3 \ 1 \\ 0 \ 2113 \end{array} & \begin{array}{c} 2300 \\ 0 \ 4 \ 0 \\ 0 \ 2130 \end{array} & \begin{array}{c} 2310 \\ 0 \ 5 \ 1 \\ 0 \ 2103 \end{array} & \begin{array}{c} 2033 \\ 1 \ 6 \ 0 \\ 0 \ 2310 \end{array} & \begin{array}{c} 2033 \\ 1 \ 7 \ 0 \\ 0 \ 2300 \end{array} & \begin{array}{c} 2030 \\ 0 \ 8 \ 0 \\ 0 \ 2300 \end{array} & \begin{array}{c} 2103 \\ 1 \ 9 \ 0 \\ 0 \ 2030 \end{array} & \begin{array}{c} 2113 \\ 1 \ 10 \ 0 \\ 0 \ 2033 \end{array} & \begin{array}{c} 2133 \\ 1 \ 11 \ 0 \\ 0 \ 2330 \end{array} \\ \hline \begin{array}{c} 2130 \\ 0 \ 12 \\ 0 \ 2330 \end{array} & \begin{array}{c} 2133 \\ 0 \ 13 \\ 1 \ 2113 \end{array} & \begin{array}{c} 21300 \\ 0 \ 14 \\ 1 \ 21130 \end{array} & \begin{array}{c} 21310 \\ 1 \ 15 \\ 1 \ 21103 \end{array} & \begin{array}{c} 21033 \\ 1 \ 16 \\ 1 \ 21310 \end{array} & \begin{array}{c} 21030 \\ 0 \ 17 \\ 1 \ 21310 \end{array} & \begin{array}{c} 2033 \\ 1 \ 18 \\ 1 \ 21300 \end{array} & \begin{array}{c} 21030 \\ 0 \ 19 \\ 1 \ 21300 \end{array} & \begin{array}{c} 21103 \\ 1 \ 20 \\ 1 \ 21030 \end{array} & \begin{array}{c} 21113 \\ 1 \ 21 \\ 1 \ 21033 \end{array} & \begin{array}{c} 21130 \\ 0 \ 22 \\ 1 \ 21330 \end{array} & \begin{array}{c} 23300 \\ 0 \ 23 \\ 0 \ 21130 \end{array} \\ \hline \begin{array}{c} 23310 \\ 1 \ 24 \\ 0 \ 21103 \end{array} & \begin{array}{c} 23100 \\ 0 \ 25 \\ 0 \ 21030 \end{array} & \begin{array}{c} 20330 \\ 0 \ 26 \\ 0 \ 23100 \end{array} & \begin{array}{c} 21130 \\ 0 \ 27 \\ 0 \ 20330 \end{array} & \begin{array}{c} 21330 \\ 0 \ 28 \\ 0 \ 23310 \end{array} & \begin{array}{c} 21330 \\ 0 \ 29 \\ 0 \ 23300 \end{array} & & & & & & \\ \hline \end{array} \right\}$$

□

The tile set \mathcal{T}'_4 contains 30 tiles. We show in the next section that it contains 2 useless tiles so that we can remove those two tiles from \mathcal{T}'_4 .

5. REMOVING TWO USELESS TILES FROM \mathcal{T}'_4 TO GET \mathcal{T}_4

In this section, we state some observations on what can not be done with the Jeandel-Rao tile set. This allows to gain some initial local intuitions on what is allowed and what is forbidden in Jeandel-Rao tilings but also to illustrate that not everything can be decided by using only a small neighborhood.

5.1. Some forbidden patterns in Jeandel-Rao tilings. The next lemma shows easily by hand that some patterns are forbidden in Ω_0 . The first two patterns were already proven impossible in [JR15, Proposition 1].

Lemma 16. *No tiling of the plane with Jeandel-Rao tile set contains any of the patterns shown in Figure 6.*

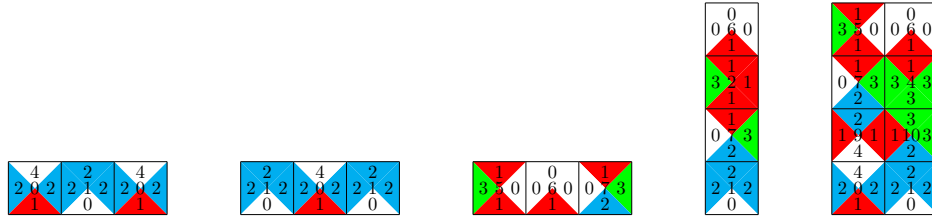
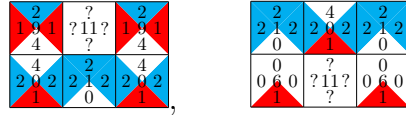
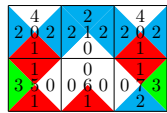


FIGURE 6. Those patterns are forbidden in any tiling of the plane using Jeandel-Rao tile set. The first two were proved impossible in Proposition 1 of in [JR15].

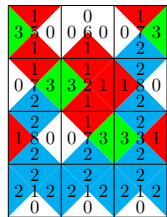
Proof. There is no way to find three tiles to put above (resp. below) of the first (resp. second) pattern. Indeed, the two on the side are imposed, but no tile can fit in the middle:



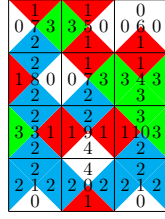
The only way to put three tiles above the third pattern is to use the first pattern which we just have shown is forbidden:



The only way to put four tiles to the left and to the right of the fourth pattern is shown below and we remark the third forbidden pattern appears on the top row:



There is a unique way to tile the 1×4 rectangle to the left of the fifth considered pattern:



We observe that the below 3×1 row is forbidden. □

5.2. Jeandel-Rao transducer representation of \mathcal{T}_4 . In [JR15], they observed that the strongly connected components of the product of transducers T_1T_1 , $T_1T_0T_1$, $T_1T_0T_0T_1$ and $T_0T_0T_0T_0$ are empty. Therefore, they proved that every tiling in Ω_0 can be decomposed into a tiling by horizontal strips of height 4 or 5 coded by the transducers $T_a = T_1T_0T_0T_0T_0$ and $T_b = T_1T_0T_0T_0$. Moreover, every tiling in Ω_0 can be desubstituted uniquely by the 31 patterns of rectangular shape 1×4 or 1×5 associated to each of the transitions of the two transducers shown at Figure 7.

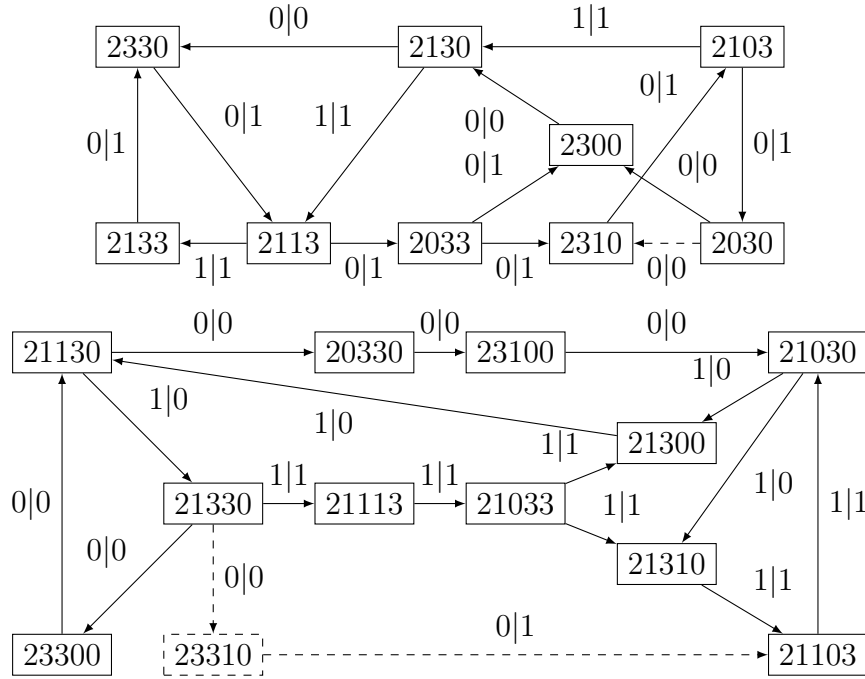


FIGURE 7. The strongly connected components of $T_a = T_1T_0T_0T_0T_0$ (below) and $T_b = T_1T_0T_0T_0$ (above) after deletion of sink and source transitions. This is a reproduction of Figure 7 (b) page 17 of Jeandel-Rao preprint. The edges $2030 \xrightarrow{0|0} 2310$ and $21330 \xrightarrow{0|0} 23310 \xrightarrow{0|1} 21103$ are dashed because we show that the associated pattern are forbidden in any tiling of the plane (Lemma 16 and Proposition 17).

Jeandel and Rao proved aperiodicity of \mathcal{T}_0 by proving that the sequence of horizontal strips of height 5 and of height 4 coded respectively by the transducers T_a and T_b is exactly the set of factors of the Fibonacci word, i.e., the fixed point of the morphism $a \mapsto ab, b \mapsto a$ (see also Proposition 25).

In this section we show that only 28 of the 31 transitions shown in Figure 7 are necessary. The patterns in Ω_0 and Ω_4 associated to the three transitions that can be removed are shown in Figure 8. The proof that the transition $2030 \xrightarrow{0|0} 2310$ is useless is easy and follows from Lemma 16.

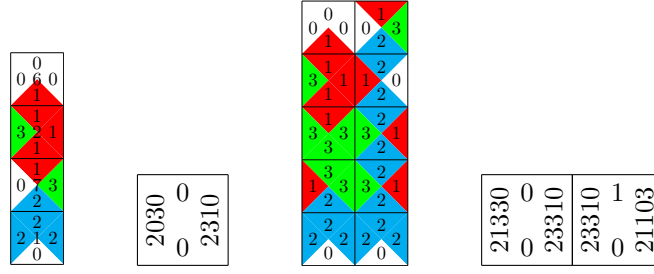


FIGURE 8. From left to right: the pattern in \mathcal{T}_0 and the tile in \mathcal{T}'_4 associated to the transition $2030 \xrightarrow{0|0} 2310$; the pattern in \mathcal{T}_0 and the two tiles in \mathcal{T}'_4 associated to the consecutive transitions $21330 \xrightarrow{0|0} 23310 \xrightarrow{0|1} 21103$. These patterns are forbidden in Ω_0 and in Ω_4 . The proof for the former transition is easy and is done in Lemma 16. The proof for the latter is impossible without a computer.

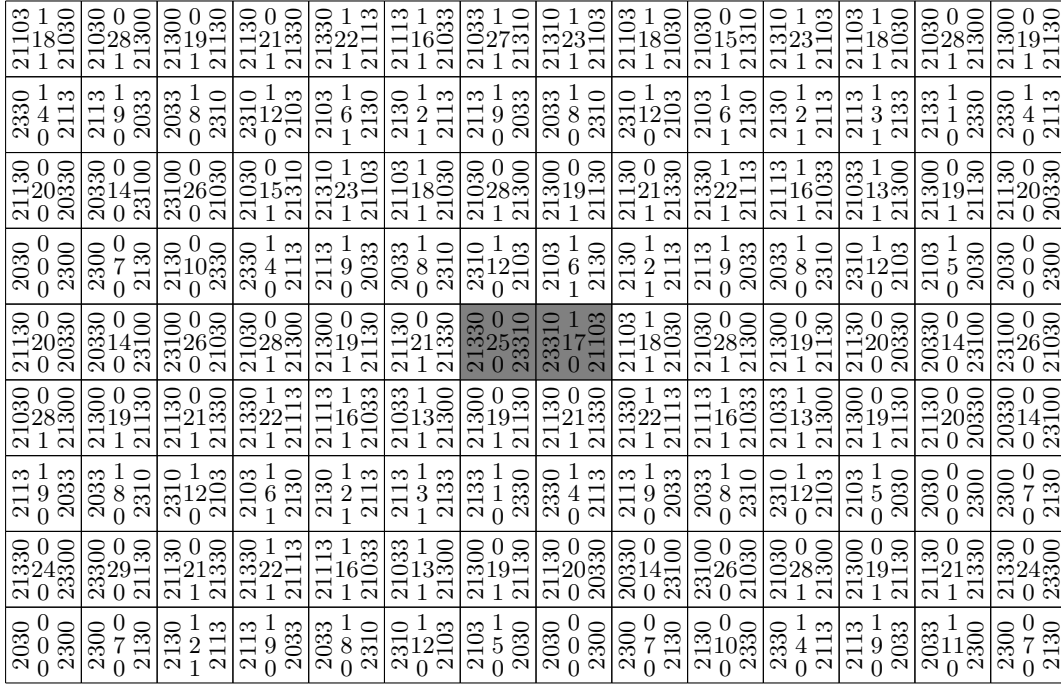


FIGURE 9. A surrounding of height 9 and width 14 with tiles of \mathcal{T}'_4 around the pattern $21330 \xrightarrow{0|0} 23310 \xrightarrow{0|1} 21103$.

Another independent proof of this is Proposition 15 since the tile $(2310, 0, 2030, 0)$ associated to the transition $2030 \xrightarrow{0|0} 2310$ does not belong to \mathcal{T}'_4 .

The proof that the other two transitions are useless is much more difficult as some large surroundings of the pattern associated to $21330 \xrightarrow{0|0} 23310 \xrightarrow{0|1} 21103$ can be found (see Figure 9). Moreover Proposition 15 fails to prove it since the two tiles associated to the transitions $21330 \xrightarrow{0|0} 23310 \xrightarrow{0|1} 21103$ belong to \mathcal{T}'_4 .

5.3. Removing two tiles from \mathcal{T}'_4 . The first proof of this result was provided by Michaël Rao using the transducer approach during a visit of him at LaBRI, Bordeaux France (personal communication, November 2017). We provide here an independent proof also done by computer exploration with SageMath [Sag19] and Gurobi [GO18].

Proposition 17. (*Michaël Rao, 2017*) *No tiling of the plane with Jeandel-Rao tile set contains the pattern $21330 \xrightarrow{0|0} 23310 \xrightarrow{0|1} 21103$.*

Proof. Showing that the pattern $23310 \xrightarrow{0|1} 21103$ is forbidden is enough as it must occur if and only if the other pattern $21330 \xrightarrow{0|0} 23310$ occurs. We show that there exists no rectangle of width 71 and height 9 tiled with the 30 tiles of \mathcal{T}'_4 with the tile $23310 \xrightarrow{0|1} 21103$ in the center of that rectangle.

We do the proof in SageMath [Sag19] with the open source optional package `slabbe` [Lab19] developed by the author. In that package, a Wang tiling problem is reduced to mixed integer linear program (MILP), boolean satisfiability problem (SAT) or exact cover problem (solved with Knuth's dancing links algorithm).

Below is the code to construct the problem. We construct the solver searching for a tiling of the rectangle of size 71×9 tiled with the tiles from \mathcal{T}'_4 with the tile $(21103, 1, 23310, 0)$ in the center of that rectangle, that is, at position $(35, 4)$:

```
sage: T4p[24]
('21103', '1', '23310', '0')
sage: S = T4p.solver(width=71, height=9, preassigned_tiles={(35,4):24})
```

Using a reduction of that problem to SAT using 19170 variables and 1078659 clauses, the Glucose SAT solver says there is no solution in less than 4 seconds:

```
sage: %time S.has_solution(solver='glucose')
CPU times: user 2.02 s, sys: 104 ms, total: 2.12 s
Wall time: 3.93 s
False
```

Using a reduction of the same problem to a MILP instance, using 19170 variables and 1838 constraints, the linear program is shown to have no solution using Gurobi solver [GO18] in about 45 seconds on a normal 2018 desktop computer with 8 available cpus:

```
sage: %time S.has_solution(solver='Gurobi')
CPU times: user 2min 42s, sys: 2.7 s, total: 2min 45s
Wall time: 44.7 s
False
```

□

As a consequence, we have the following corollary:

Corollary 18. *The Wang shift Ω_4 generated by \mathcal{T}'_4 is generated by a subset*

$$\mathcal{T}_4 = \mathcal{T}'_4 \setminus \left\{ \begin{bmatrix} 21330 & 0 \\ 0 & 23310 \end{bmatrix}, \begin{bmatrix} 23310 & 1 \\ 0 & 21103 \end{bmatrix} \right\}.$$

There exists a one-to-one map $\iota : \mathcal{T}_4 \rightarrow \mathcal{T}'_4$ such that its extension to the Wang shift Ω_4 is the identity. The morphism $\omega_3 : \Omega_4 \rightarrow \Omega_3$ defined as $\omega_3 = \omega'_3 \circ \iota$ is recognizable and onto up to a shift.

Both \mathcal{T}_4 and $\iota : \Omega_4 \rightarrow \Omega_4$ are shown below.

$$\iota : \mathcal{T}_4 \rightarrow \mathcal{T}'_4 \begin{cases} 0 \mapsto (0), & 1 \mapsto (1), & 2 \mapsto (2), & 3 \mapsto (3), & 4 \mapsto (4), & 5 \mapsto (5), & 6 \mapsto (6), \\ 7 \mapsto (7), & 8 \mapsto (8), & 9 \mapsto (9), & 10 \mapsto (10), & 11 \mapsto (11), & 12 \mapsto (12), & 13 \mapsto (13), \\ 14 \mapsto (14), & 15 \mapsto (15), & 16 \mapsto (16), & 17 \mapsto (17), & 18 \mapsto (18), & 19 \mapsto (19), & 20 \mapsto (20), \\ 21 \mapsto (21), & 22 \mapsto (22), & 23 \mapsto (23), & 24 \mapsto (25), & 25 \mapsto (26), & 26 \mapsto (27), & 27 \mapsto (29). \end{cases}$$

$$\mathcal{T}_4 = \left\{ \begin{array}{|c|c|c|c|c|c|c|c|c|c|c|c|c|} \hline \begin{array}{c} 2130 \\ 10 \\ 1 \\ 2113 \end{array} & \begin{array}{c} 2103 \\ 1 \\ 1 \\ 2130 \end{array} & \begin{array}{c} 2113 \\ 2 \\ 1 \\ 2133 \end{array} & \begin{array}{c} 2330 \\ 0 \\ 0 \\ 2113 \end{array} & \begin{array}{c} 2300 \\ 0 \\ 4 \\ 0 \\ 2130 \end{array} & \begin{array}{c} 2310 \\ 1 \\ 5 \\ 0 \\ 2103 \end{array} & \begin{array}{c} 2033 \\ 1 \\ 6 \\ 0 \\ 2310 \end{array} & \begin{array}{c} 2033 \\ 1 \\ 7 \\ 0 \\ 2300 \end{array} & \begin{array}{c} 2030 \\ 0 \\ 8 \\ 0 \\ 2300 \end{array} & \begin{array}{c} 2103 \\ 1 \\ 9 \\ 0 \\ 2030 \end{array} & \begin{array}{c} 2113 \\ 1 \\ 10 \\ 0 \\ 2033 \end{array} & \begin{array}{c} 2133 \\ 1 \\ 11 \\ 0 \\ 2330 \end{array} \\ \hline \begin{array}{c} 2130 \\ 0 \\ 12 \\ 0 \\ 2330 \end{array} & \begin{array}{c} 2133 \\ 1 \\ 13 \\ 1 \\ 2113 \end{array} & \begin{array}{c} 2130 \\ 0 \\ 14 \\ 1 \\ 2113 \end{array} & \begin{array}{c} 21310 \\ 1 \\ 15 \\ 1 \\ 21103 \end{array} & \begin{array}{c} 21033 \\ 1 \\ 16 \\ 1 \\ 21310 \end{array} & \begin{array}{c} 21030 \\ 0 \\ 17 \\ 1 \\ 21310 \end{array} & \begin{array}{c} 21033 \\ 1 \\ 18 \\ 1 \\ 21300 \end{array} & \begin{array}{c} 21030 \\ 0 \\ 19 \\ 1 \\ 21300 \end{array} & \begin{array}{c} 21103 \\ 1 \\ 20 \\ 1 \\ 21030 \end{array} & \begin{array}{c} 21113 \\ 1 \\ 21 \\ 1 \\ 21033 \end{array} & \begin{array}{c} 21130 \\ 0 \\ 22 \\ 1 \\ 21330 \end{array} & \begin{array}{c} 23300 \\ 0 \\ 23 \\ 0 \\ 21130 \end{array} \\ \hline \begin{array}{c} 23100 \\ 0 \\ 24 \\ 0 \\ 21030 \end{array} & \begin{array}{c} 20330 \\ 0 \\ 25 \\ 0 \\ 23100 \end{array} & \begin{array}{c} 21130 \\ 0 \\ 26 \\ 0 \\ 20330 \end{array} & \begin{array}{c} 21330 \\ 0 \\ 27 \\ 0 \\ 23300 \end{array} & & & & & & & & \\ \hline \end{array} \right\}$$

The product morphism $\omega_0 \omega_1 \omega_2 \omega_3 : \Omega_4 \rightarrow \Omega_0$ is below and is illustrated with tiles in Figure 15.

$$\left\{ \begin{array}{l} 0 \mapsto \begin{pmatrix} 7 \\ 3 \\ 9 \\ 0 \end{pmatrix}, \quad 1 \mapsto \begin{pmatrix} 5 \\ 7 \\ 9 \\ 0 \end{pmatrix}, \quad 2 \mapsto \begin{pmatrix} 4 \\ 10 \\ 9 \\ 0 \end{pmatrix}, \quad 3 \mapsto \begin{pmatrix} 7 \\ 3 \\ 3 \\ 1 \end{pmatrix}, \quad 4 \mapsto \begin{pmatrix} 6 \\ 7 \\ 3 \\ 1 \end{pmatrix}, \quad 5 \mapsto \begin{pmatrix} 7 \\ 8 \\ 3 \\ 1 \end{pmatrix}, \quad 6 \mapsto \begin{pmatrix} 5 \\ 2 \\ 7 \\ 1 \end{pmatrix}, \\ 7 \mapsto \begin{pmatrix} 5 \\ 5 \\ 7 \\ 1 \end{pmatrix}, \quad 8 \mapsto \begin{pmatrix} 6 \\ 5 \\ 7 \\ 1 \end{pmatrix}, \quad 9 \mapsto \begin{pmatrix} 5 \\ 7 \\ 8 \\ 1 \end{pmatrix}, \quad 10 \mapsto \begin{pmatrix} 4 \\ 10 \\ 8 \\ 1 \end{pmatrix}, \quad 11 \mapsto \begin{pmatrix} 5 \\ 4 \\ 10 \\ 1 \end{pmatrix}, \quad 12 \mapsto \begin{pmatrix} 6 \\ 4 \\ 10 \\ 1 \end{pmatrix}, \quad 13 \mapsto \begin{pmatrix} 7 \\ 3 \\ 3 \\ 9 \\ 0 \end{pmatrix}, \\ 14 \mapsto \begin{pmatrix} 6 \\ 7 \\ 3 \\ 9 \\ 0 \end{pmatrix}, \quad 15 \mapsto \begin{pmatrix} 7 \\ 8 \\ 3 \\ 9 \\ 0 \end{pmatrix}, \quad 16 \mapsto \begin{pmatrix} 5 \\ 2 \\ 7 \\ 9 \\ 0 \end{pmatrix}, \quad 17 \mapsto \begin{pmatrix} 6 \\ 2 \\ 7 \\ 9 \\ 0 \end{pmatrix}, \quad 18 \mapsto \begin{pmatrix} 5 \\ 5 \\ 7 \\ 9 \\ 0 \end{pmatrix}, \quad 19 \mapsto \begin{pmatrix} 6 \\ 5 \\ 7 \\ 9 \\ 0 \end{pmatrix}, \quad 20 \mapsto \begin{pmatrix} 5 \\ 7 \\ 8 \\ 9 \\ 0 \end{pmatrix}, \\ 21 \mapsto \begin{pmatrix} 4 \\ 10 \\ 8 \\ 9 \\ 0 \end{pmatrix}, \quad 22 \mapsto \begin{pmatrix} 6 \\ 4 \\ 10 \\ 9 \\ 0 \end{pmatrix}, \quad 23 \mapsto \begin{pmatrix} 6 \\ 7 \\ 3 \\ 3 \\ 1 \end{pmatrix}, \quad 24 \mapsto \begin{pmatrix} 6 \\ 7 \\ 8 \\ 3 \\ 1 \end{pmatrix}, \quad 25 \mapsto \begin{pmatrix} 6 \\ 5 \\ 2 \\ 7 \\ 1 \end{pmatrix}, \quad 26 \mapsto \begin{pmatrix} 6 \\ 4 \\ 10 \\ 8 \\ 1 \end{pmatrix}, \quad 27 \mapsto \begin{pmatrix} 6 \\ 5 \\ 4 \\ 10 \\ 1 \end{pmatrix}. \end{array} \right.$$

The next natural step would be to find markers $M \subset \mathcal{T}_4$ but we face a problem: \mathcal{T}_4 has no markers. Even worse: there are two problems. Each of these two distinct reasons is dealt in the next two sections.

Part 2. Dealing with the troubles

6. ADDING DECORATIONS : $\Omega_4 \xleftarrow{\pi} \Omega_5$

As mentionned, the tile set \mathcal{T}_4 has no markers. The first reason is that there are tilings in Ω_4 that have a horizontal biinfinite word of 0's or 1's on consecutive horizontal edges on the same line (see Figure 3). We call *fractures* such line of constant color. The upper half-plane above a fracture can be translated left or right keeping the validity of adjacent edges. The validity of this sliding operation prevent the existence of markers in the direction \mathbf{e}_1 as it naturally break the column-structure imposed by marker tiles.

This kind of fractures happens also with Robinson tilings and this is the reason why the Robinson tilings are not minimal. In [GJS12], the authors add decorations on Robinson tiles to avoid fractures and they described the unique minimal subshift of Robinson tilings.

In this section, to avoid fractures in Ω_4 , we add decorations on the bottom and top edges of tiles of \mathcal{T}_4 . We replace some 0's by 6's and some 1's by 5's. More precisely, we define a new set \mathcal{T}_5 of

29 Wang tiles as

$$\mathcal{T}_5 = \left\{ \begin{array}{|c|c|c|c|c|c|c|c|c|c|c|c|} \hline \begin{array}{c} 2130 \\ 0 \\ 1 \end{array} & \begin{array}{c} 5 \\ 0 \\ 2113 \end{array} & \begin{array}{c} 2103 \\ 1 \\ 5 \end{array} & \begin{array}{c} 1 \\ 1 \\ 2130 \end{array} & \begin{array}{c} 2113 \\ 2 \\ 1 \end{array} & \begin{array}{c} 2133 \\ 1 \\ 2133 \end{array} & \begin{array}{c} 2330 \\ 0 \\ 0 \end{array} & \begin{array}{c} 5 \\ 3 \\ 2113 \end{array} & \begin{array}{c} 2300 \\ 6 \\ 0 \end{array} & \begin{array}{c} 4 \\ 4 \\ 2130 \end{array} & \begin{array}{c} 2310 \\ 5 \\ 0 \end{array} & \begin{array}{c} 2103 \\ 1 \\ 6 \end{array} & \begin{array}{c} 2310 \\ 6 \\ 2310 \end{array} & \begin{array}{c} 2033 \\ 1 \\ 6 \end{array} & \begin{array}{c} 2300 \\ 7 \\ 6 \end{array} & \begin{array}{c} 2300 \\ 8 \\ 0 \end{array} & \begin{array}{c} 2300 \\ 0 \\ 2300 \end{array} & \begin{array}{c} 2103 \\ 9 \\ 0 \end{array} & \begin{array}{c} 1 \\ 9 \\ 2030 \end{array} & \begin{array}{c} 2113 \\ 10 \\ 0 \end{array} & \begin{array}{c} 1 \\ 10 \\ 2030 \end{array} & \begin{array}{c} 2113 \\ 11 \\ 0 \end{array} & \begin{array}{c} 2133 \\ 11 \\ 6 \end{array} & \begin{array}{c} 2133 \\ 1 \\ 2330 \end{array} \\ \hline \begin{array}{c} 2130 \\ 0 \\ 6 \end{array} & \begin{array}{c} 0 \\ 12 \\ 2330 \end{array} & \begin{array}{c} 5 \\ 5 \\ 2113 \end{array} & \begin{array}{c} 2133 \\ 13 \\ 1 \end{array} & \begin{array}{c} 6 \\ 6 \\ 2113 \end{array} & \begin{array}{c} 2130 \\ 14 \\ 1 \end{array} & \begin{array}{c} 2130 \\ 15 \\ 1 \end{array} & \begin{array}{c} 2113 \\ 15 \\ 1 \end{array} & \begin{array}{c} 2103 \\ 16 \\ 5 \end{array} & \begin{array}{c} 2130 \\ 16 \\ 1 \end{array} & \begin{array}{c} 2103 \\ 17 \\ 5 \end{array} & \begin{array}{c} 2130 \\ 18 \\ 5 \end{array} & \begin{array}{c} 2103 \\ 18 \\ 5 \end{array} & \begin{array}{c} 2130 \\ 19 \\ 5 \end{array} & \begin{array}{c} 2103 \\ 19 \\ 5 \end{array} & \begin{array}{c} 2103 \\ 20 \\ 1 \end{array} & \begin{array}{c} 2103 \\ 20 \\ 1 \end{array} & \begin{array}{c} 2113 \\ 21 \\ 1 \end{array} & \begin{array}{c} 2113 \\ 21 \\ 1 \end{array} & \begin{array}{c} 2103 \\ 21 \\ 1 \end{array} & \begin{array}{c} 2113 \\ 22 \\ 1 \end{array} & \begin{array}{c} 2130 \\ 22 \\ 1 \end{array} & \begin{array}{c} 2130 \\ 23 \\ 5 \end{array} & \begin{array}{c} 2130 \\ 23 \\ 5 \end{array} \\ \hline \begin{array}{c} 2330 \\ 6 \\ 0 \end{array} & \begin{array}{c} 6 \\ 24 \\ 0 \end{array} & \begin{array}{c} 2310 \\ 6 \\ 0 \end{array} & \begin{array}{c} 6 \\ 25 \\ 0 \end{array} & \begin{array}{c} 2103 \\ 6 \\ 0 \end{array} & \begin{array}{c} 2033 \\ 6 \\ 6 \end{array} & \begin{array}{c} 2310 \\ 6 \\ 6 \end{array} & \begin{array}{c} 2113 \\ 6 \\ 6 \end{array} & \begin{array}{c} 2130 \\ 0 \\ 0 \end{array} & \begin{array}{c} 2130 \\ 0 \\ 0 \end{array} & \begin{array}{c} 2130 \\ 0 \\ 0 \end{array} & \begin{array}{c} 2130 \\ 0 \\ 0 \end{array} & \begin{array}{c} 2130 \\ 0 \\ 0 \end{array} & \begin{array}{c} 2130 \\ 0 \\ 0 \end{array} & \begin{array}{c} 2130 \\ 0 \\ 0 \end{array} & \begin{array}{c} 2130 \\ 0 \\ 0 \end{array} & \begin{array}{c} 2130 \\ 0 \\ 0 \end{array} & \begin{array}{c} 2130 \\ 0 \\ 0 \end{array} & \begin{array}{c} 2130 \\ 0 \\ 0 \end{array} & \begin{array}{c} 2130 \\ 0 \\ 0 \end{array} & \begin{array}{c} 2130 \\ 0 \\ 0 \end{array} & \begin{array}{c} 2130 \\ 0 \\ 0 \end{array} & \begin{array}{c} 2130 \\ 0 \\ 0 \end{array} & \begin{array}{c} 2130 \\ 0 \\ 0 \end{array} & \begin{array}{c} 2130 \\ 0 \\ 0 \end{array} \\ \hline \end{array} \right\}$$

together with its Wang shift $\Omega_5 = \Omega_{\mathcal{T}_5}$. We define the following projection of colors:

$$\begin{aligned} \pi : \{0, 1, 5, 6\} &\rightarrow \{0, 1\} \\ x &\mapsto \begin{cases} 0 & \text{if } x \in \{0, 6\}, \\ 1 & \text{if } x \in \{1, 5\}. \end{cases} \end{aligned}$$

When π is applied to the bottom and top colors of tiles of \mathcal{T}_5 , we obtain another map (that we also denote by π)

$$\begin{aligned} \pi : \mathcal{T}_5 &\rightarrow \mathcal{T}_4 \\ \begin{array}{|c|} \hline A \\ \hline X \quad Y \\ \hline C \\ \hline \end{array} &\mapsto \begin{array}{|c|} \hline \pi(A) \\ \hline X \quad Y \\ \hline \pi(C) \\ \hline \end{array}. \end{aligned}$$

which maps the tiles \mathcal{T}_5 onto the tiles \mathcal{T}_4 . The map π is not one-to-one on the tiles of \mathcal{T}_5 as two distinct tiles are mapped to the same:

$$(4) \quad \pi \left(\begin{array}{|c|} \hline 0 \\ \hline 21130 \\ \hline 5 \\ \hline 21330 \\ \hline \end{array} \right) = \begin{array}{|c|} \hline 0 \\ \hline 21130 \\ \hline 1 \\ \hline 21330 \\ \hline \end{array} = \pi \left(\begin{array}{|c|} \hline 0 \\ \hline 21130 \\ \hline 1 \\ \hline 21330 \\ \hline \end{array} \right).$$

But π defines a one-to-one 2-dimensional morphism on tilings of Ω_5 given by

$$\pi : \Omega_5 \rightarrow \Omega_4 : \begin{cases} 0 \mapsto (0), & 1 \mapsto (1), & 2 \mapsto (2), & 3 \mapsto (3), & 4 \mapsto (4), & 5 \mapsto (5), & 6 \mapsto (6), \\ 7 \mapsto (7), & 8 \mapsto (8), & 9 \mapsto (9), & 10 \mapsto (10), & 11 \mapsto (11), & 12 \mapsto (12), & 13 \mapsto (13), \\ 14 \mapsto (14), & 15 \mapsto (15), & 16 \mapsto (16), & 17 \mapsto (17), & 18 \mapsto (18), & 19 \mapsto (19), & 20 \mapsto (20), \\ 21 \mapsto (21), & 22 \mapsto (22), & 23 \mapsto (22), & 24 \mapsto (23), & 25 \mapsto (24), & 26 \mapsto (25), & 27 \mapsto (26), \\ 28 \mapsto (27). \end{cases}$$

Proposition 19. *The 2-dimensional morphism $\pi : \Omega_5 \rightarrow \Omega_4$ is an embedding.*

Proof. First we prove that the map $\pi : \Omega_5 \rightarrow \Omega_4$ is well-defined. Indeed, we check that for each tile $u \in \mathcal{T}_5$, we have $\pi(u) \in \mathcal{T}_4$. Moreover, if tiles $u, v \in \mathcal{T}_5$ can be adjacent in a tiling in Ω_5 , then $\pi(u), \pi(v)$ can be adjacent in a tiling of Ω_4 , that is, if $u \odot^i v$ is well-defined, then $\pi(u) \odot^i \pi(v)$ is well-defined for all $i \in \{1, 2\}$. Therefore, if $x \in \Omega_5$, then $\pi(x) \in \Omega_4$ which proves that the map $\pi : \Omega_5 \rightarrow \Omega_4$ is well-defined.

Now we prove that the map $\pi : \Omega_5 \rightarrow \Omega_4$ is one-to-one. Suppose that $x, y \in \Omega_5$ are such that $\pi(x) = \pi(y)$. Let $z \in \Omega_4$ be the tiling such that $z = \pi(x) = \pi(y)$. Let $P \subset \mathbb{Z}^2$ be the positions of tiles in z that have more than one preimage under π . Notice that the only two tiles of \mathcal{T}_5 that are mapped to the same tile in \mathcal{T}_4 are the ones given at Equation (4). So we have:

$$P = z^{-1} \left(\{t \in \mathcal{T}_4 \mid \#\pi^{-1}(t) > 1\} \right) = z^{-1} \left(\begin{array}{|c|} \hline 0 \\ \hline 21130 \\ \hline 1 \\ \hline 21330 \\ \hline \end{array} \right).$$

By definition, we have $x_p = y_p$ for every $p \in \mathbb{Z}^2 \setminus P$. Let $p \in P$ and suppose by contradiction that $x_p \neq y_p$. From Equation (4), this means that the bottom colors of x_p and y_p are distinct:

$$\text{BOTTOM}(x_p) \neq \text{BOTTOM}(y_p).$$

This also means that the top colors of the tile just below are:

$$\{\text{TOP}(x_{p-\mathbf{e}_2}), \text{TOP}(y_{p-\mathbf{e}_2})\} = \{\text{BOTTOM}(x_p), \text{BOTTOM}(y_p)\} = \{1, 5\}.$$

Therefore we have that $p - \mathbf{e}_2 \notin P$ or otherwise $\{\text{TOP}(x_{p-\mathbf{e}_2}), \text{TOP}(y_{p-\mathbf{e}_2})\} = \{0\}$. This means that $x_{p-\mathbf{e}_2} = y_{p-\mathbf{e}_2}$. Therefore the top colors of $x_{p-\mathbf{e}_2} = y_{p-\mathbf{e}_2}$ are the same which implies that the bottom colors of x_p and y_p are the same

$$\text{BOTTOM}(x_p) = \text{TOP}(x_{p-\mathbf{e}_2}) = \text{TOP}(y_{p-\mathbf{e}_2}) = \text{BOTTOM}(y_p)$$

which is a contradiction. This proves that $\pi : \Omega_5 \rightarrow \Omega_4$ is one-to-one.

We prove that π is continuous. If $x, x' \in \Omega_5$ then

$$\delta(\pi(x), \pi(x')) = \delta(x, x').$$

Thus if $(x_n)_{n \in \mathbb{N}}$ is a sequence of tilings $x_n \in \Omega_5$ such that $x = \lim_{n \rightarrow \infty} x_n$ exists, then $\pi(x) = \lim_{n \rightarrow \infty} \pi(x_n)$ and π is continuous. \square

The map $\pi : \Omega_5 \rightarrow \Omega_4$ is not onto but we believe it is μ -almost the case where μ is any shift invariant probability measure on Ω_4 . In Section 11 we provide an example of a tiling $x \in \Omega_4 \setminus X_4$ and we explain why we believe that $\Omega_4 \setminus X_4$ has measure 0.

We finish the section with the code to construct the Wang tile set \mathcal{T}_5 introduced in this section:

```
sage: tiles5 = [(2113, 5, 2130, 1), (2130, 1, 2103, 5), (2133, 1, 2113, 1),
....: (2113, 5, 2330, 0), (2130, 6, 2300, 0), (2103, 5, 2310, 0),
....: (2310, 1, 2033, 6), (2300, 1, 2033, 6), (2300, 0, 2030, 6),
....: (2030, 1, 2103, 0), (2033, 1, 2113, 0), (2330, 1, 2133, 6),
....: (2330, 0, 2130, 6), (21113, 5, 21330, 1), (21130, 6, 21300, 1),
....: (21103, 5, 21310, 1), (21310, 1, 21033, 5), (21310, 0, 21030, 5),
....: (21300, 1, 21033, 5), (21300, 0, 21030, 5), (21030, 1, 21103, 1),
....: (21033, 1, 21113, 1), (21330, 0, 21130, 1), (21330, 0, 21130, 5),
....: (21130, 6, 23300, 0), (21030, 6, 23100, 0), (23100, 0, 20330, 6),
....: (20330, 0, 21130, 0), (23300, 0, 21330, 6)]
sage: T5 = WangTileSet(map(str, tiles5))
```

7. A SHEARING TOPOLOGICAL CONJUGACY: $\Omega_5 \xleftarrow{\eta} \Omega_6$

With the definition of markers that we have chosen, there is no markers $M \subset \mathcal{T}_5$. But the tilings in Ω_5 have a particular property illustrated in Figure 10. On each line of slope 1 in a tiling in Ω_5 , we see tiles from a subset $M \subset \mathcal{T}_5$. To deal with this case, we need to adapt the approach.

One possibility is to generalize the notion of markers to directions other than \mathbf{e}_1 and \mathbf{e}_2 . But a bad consequence of this option is that we need to adapt all subsequent steps including Theorem 13, Algorithm 2. Their modification is possible but the resulting new algorithms will be more complicated as they need to compute diagonal dominoes of 2×2 square of tiles with their surroundings. If possible, we want to avoid to do that. Instead, we change bijectively the tile set \mathcal{T}_5 so that the tilings with the new tiles \mathcal{T}_6 are the image under the application of a shear matrix on the tilings with the original tiles.

In this section, we introduce an operation on any set of Wang tiles which has the effect of the application of a shear matrix $\begin{pmatrix} 1 & 1 \\ 0 & 1 \end{pmatrix}$ on the associated tilings. Let \mathcal{T} be a Wang tile set and

$$\text{DOMINOES}^i(\mathcal{T}) = \{(s, t) \in \mathcal{T}^2 \mid \text{the pattern } s \odot^i t \text{ appears in some tilings of } \Omega_{\mathcal{T}}\}$$




FIGURE 10. In a tiling in Ω_5 , all tiles appear in any chosen vertical column, so one can not find markers in direction \mathbf{e}_1 nor \mathbf{e}_2 to desubstitute those tilings. But the tiles appearing on a line of slope 1 belong to either of the following three sets: $\{1, 6, 7, 8, 11, 12, 16, 17, 18, 19, 23, 26, 28\}$ (yellow), $\{0, 3, 4, 5, 13, 14, 15, 24, 25\}$ (green), $\{2, 9, 10, 20, 21, 22, 27\}$ (blue). These are *kind of diagonal markers*.

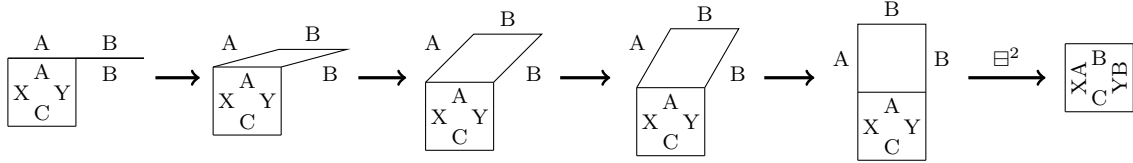


FIGURE 11. A step by step visual explanation of the map $\theta : \text{DOMINOES}^1(\mathcal{T}) \rightarrow \mathcal{S}$. A flat tile (B, B, A, A) on top of two adjacent tiles is unfolded and merged with the left one with the fusion operation \boxplus^2 . On tilings this operation is a topological conjugacy $\Omega_{\mathcal{T}} \rightarrow \Omega_{\mathcal{S}}$ corresponding to the application of a shear transformation.

be the set of not forbidden adjacent tiles in the direction $i \in \{1, 2\}$. We define the map θ as the fusion of some hidden flat tile that appears on top of two adjacent tiles (see Figure 11):

$$\theta : \text{DOMINOES}^1(\mathcal{T}) \rightarrow \mathcal{S}$$

$$\left(\begin{bmatrix} A & B \\ X & Y \\ C & \end{bmatrix}, \begin{bmatrix} B & A \\ Y & Z \\ D & \end{bmatrix} \right) \mapsto \begin{bmatrix} A & B \\ X & Y \\ C & \end{bmatrix} \boxplus^2 \begin{bmatrix} B & A \\ Y & Z \\ D & \end{bmatrix}$$

where $\mathcal{S} = \theta(\text{DOMINOES}^1(\mathcal{T}))$ is the image of θ .

The map θ extends to tilings $\theta : \Omega_{\mathcal{T}} \rightarrow \Omega_{\mathcal{S}}$ as follows. For any $x \in \Omega_{\mathcal{T}}$,

$$\theta(x) : \mathbb{Z}^2 \rightarrow \mathcal{S}$$

$$p \mapsto \theta(x_{Mp}, x_{Mp+\mathbf{e}_1})$$

where $M = \begin{pmatrix} 1 & 1 \\ 0 & 1 \end{pmatrix}$.

Lemma 20. *The map $\theta : \Omega_{\mathcal{T}} \rightarrow \Omega_{\mathcal{S}}$ is a topological conjugacy.*

Proof. First we show that θ is well-defined. Let $x \in \Omega_{\mathcal{T}}$ and $y = \theta(x)$. Let $p \in \mathbb{Z}^2$. We prove that colors on vertical edges match:

$$\begin{aligned} \text{RIGHT}(y_p) &= \text{RIGHT}(x_{Mp}) \cdot \text{TOP}(x_{Mp+\mathbf{e}_1}) \\ &= \text{LEFT}(x_{Mp+\mathbf{e}_1}) \cdot \text{TOP}(x_{Mp+\mathbf{e}_1}) \\ &= \text{LEFT}(x_{M(p+\mathbf{e}_1)}) \cdot \text{TOP}(x_{M(p+\mathbf{e}_1)}) = \text{LEFT}(y_{p+\mathbf{e}_1}). \end{aligned}$$

We prove that colors on horizontal edges match:

$$\text{TOP}(y_p) = \text{TOP}(x_{Mp+\mathbf{e}_1}) = \text{BOTTOM}(x_{Mp+\mathbf{e}_1+\mathbf{e}_2}) = \text{BOTTOM}(x_{M(p+\mathbf{e}_2)}) = \text{BOTTOM}(y_{p+\mathbf{e}_2}).$$

We prove that θ is one-to-one. Suppose that $x, x' \in \Omega_{\mathcal{T}}$ are two tilings such that $x \neq x'$. Then there exists $p \in \mathbb{Z}^2$ such that $x_p \neq x'_p$. Let $y = \theta(x)$ and $y' = \theta(x')$. Since $\theta : (\text{DOMINOES}^1(\mathcal{T})) \rightarrow \mathcal{S}$ is one-to-one on the first coordinate, we have

$$y_{M^{-1}p} = \theta(x_p, x_{p+\mathbf{e}_1}) \neq \theta(x'_p, x'_{p+\mathbf{e}_1}) = y'_{M^{-1}p}.$$

Therefore $\theta(x) \neq \theta(x')$.

We prove that θ is onto. Let $y \in \Omega_{\mathcal{S}}$. We construct the map

$$\eta : \begin{array}{c} \mathcal{S} \\ \boxed{\begin{smallmatrix} \text{A} & \text{B} \\ \text{X} & \text{Y} \\ \text{C} \end{smallmatrix}} \end{array} \rightarrow \begin{array}{c} \mathcal{T} \\ \boxed{\begin{smallmatrix} \text{A} & \\ \text{X} & \text{Y} \\ \text{C} \end{smallmatrix}} \end{array} \mapsto$$

The map η extends to tilings $\eta : \Omega_{\mathcal{S}} \rightarrow \Omega_{\mathcal{T}}$ as follows. For any $y \in \Omega_{\mathcal{S}}$,

$$(5) \quad \begin{array}{ccc} \eta(y) : & \mathbb{Z}^2 & \rightarrow \mathcal{T} \\ & p & \mapsto \eta(y_{M^{-1}p}) \end{array}$$

where $M = \begin{pmatrix} 1 & 1 \\ 0 & 1 \end{pmatrix}$. The map $\eta : \Omega_{\mathcal{S}} \rightarrow \Omega_{\mathcal{T}}$ is well-defined. We prove that colors on vertical edges match. Let $y \in \Omega_{\mathcal{S}}$, $x = \eta(y)$ and $p \in \mathbb{Z}^2$. We have

$$\begin{aligned} \text{LEFT}(x_p) \cdot \text{TOP}(x_p) &= \text{LEFT}(y_{M^{-1}p}) \\ &= \text{RIGHT}(y_{M^{-1}p-\mathbf{e}_1}) \\ &= \text{RIGHT}(y_{M^{-1}(p-\mathbf{e}_1)}) \\ &= \text{RIGHT}(x_{p-\mathbf{e}_1}) \cdot \text{TOP}(y_{M^{-1}(p-\mathbf{e}_1)}) \\ &= \text{RIGHT}(x_{p-\mathbf{e}_1}) \cdot \text{BOTTOM}(y_{M^{-1}(p-\mathbf{e}_1)+\mathbf{e}_2}) \\ &= \text{RIGHT}(x_{p-\mathbf{e}_1}) \cdot \text{BOTTOM}(y_{M^{-1}(p+\mathbf{e}_2)}) \\ &= \text{RIGHT}(x_{p-\mathbf{e}_1}) \cdot \text{BOTTOM}(x_{p+\mathbf{e}_2}) \end{aligned}$$

from which we deduce

$$\text{LEFT}(x_p) = \text{RIGHT}(x_{p-\mathbf{e}_1}) \quad \text{and} \quad \text{TOP}(x_p) = \text{BOTTOM}(x_{p+\mathbf{e}_2}).$$

Thus $x = \eta(y) \in \Omega_{\mathcal{T}}$ is a valid Wang tiling. Moreover $\theta(x) = \theta(\eta(y)) = y$ since

$$\theta(x)_p = \theta(x_{Mp}, x_{Mp+\mathbf{e}_1}) = \theta(\eta(y_{M^{-1}Mp}), \eta(y_{M^{-1}(Mp+\mathbf{e}_1)})) = \theta(\eta(y_p), \eta(y_{p+\mathbf{e}_1})) = y_p.$$

We prove that θ and η are continuous. If $x, x' \in \Omega_{\mathcal{T}}$ and $y, y' \in \Omega_{\mathcal{S}}$, then

$$\delta(\theta(x), \theta(x')) < \sqrt{\delta(x, x')} \quad \text{and} \quad \delta(\eta(y), \eta(y')) < \sqrt{\delta(y, y')}.$$

Thus if $(x_n)_{n \in \mathbb{N}}$ is a sequence of tilings $x_n \in \Omega_{\mathcal{T}}$ such that $x = \lim_{n \rightarrow \infty} x_n$ exists, then $\theta(x) = \lim_{n \rightarrow \infty} \theta(x_n)$ and θ is continuous. Similarly, η is continuous. \square

Corollary 21. *The map $\eta : \Omega_{\mathcal{S}} \rightarrow \Omega_{\mathcal{T}}$ is a topological conjugacy.*

Of course, as a consequence, the map $\eta : \Omega_{\mathcal{S}} \rightarrow \Omega_{\mathcal{T}}$ is also recognizable and onto up to a shift. The algorithm to compute the Wang tile set \mathcal{S} and the topological conjugacy $\eta : \Omega_{\mathcal{S}} \rightarrow \Omega_{\mathcal{T}}$ that shears tiling by the matrix $\begin{pmatrix} 1 & 1 \\ 0 & 1 \end{pmatrix}$ is in Algorithm 3.

Algorithm 3 Shear Wang tilings by the matrix $\begin{pmatrix} 1 & 1 \\ 0 & 1 \end{pmatrix}$.

Precondition: \mathcal{T} is a Wang tile set; $r \in \mathbb{N}$ is some radius.

```

1: function SHEAR( $\mathcal{T}, r$ )
2:    $D_1 \leftarrow \{(u, v) \in \mathcal{T}^2 \mid u \odot^1 v \text{ admits a surrounding of radius } r \text{ in } \Omega_{\mathcal{T}}\}$ 
3:    $\mathcal{S} \leftarrow \emptyset$ 
4:   for all  $(u, v) \in D_1$  do
5:      $w \leftarrow (\text{TOP}(v), \text{TOP}(v), \text{TOP}(u), \text{TOP}(u))$ 
6:      $\mathcal{S} \leftarrow \mathcal{S} \cup \{u \boxminus^1 w\}$ 
7:   return  $\mathcal{S}, \eta : \Omega_{\mathcal{S}} \rightarrow \Omega_{\mathcal{T}} : u \boxminus^1 w \mapsto u \text{ for each } u \boxminus^1 w \in \mathcal{S}$ 

```

Postcondition: \mathcal{S} is a Wang tile set; $\eta : \Omega_{\mathcal{S}} \rightarrow \Omega_{\mathcal{T}}$ is a topological conjugacy.

Let $\mathcal{T}_6 = \theta(\text{DOMINOES}^i(\mathcal{T}_5))$ and $\eta : \Omega_6 \rightarrow \Omega_5$ be defined as in Equation (5) where $\Omega_6 = \Omega_{\mathcal{T}_6}$ and $\Omega_5 = \Omega_{\mathcal{T}_5}$. In sage, we compute

```

sage: # the following takes 6s with dancing_links, 3min 12s with Glucose, 22s with Gurobi
sage: T6,eta = T5.shear(radius=2, solver='dancing_links')

```

The map $\eta : \Omega_6 \rightarrow \Omega_5$ is a bijection preserving the indices of tiles:

$$\eta : \Omega_6 \rightarrow \Omega_5 : \begin{cases} 0 \mapsto (0), & 1 \mapsto (1), & 2 \mapsto (2), & 3 \mapsto (3), & 4 \mapsto (4), & 5 \mapsto (5), \\ 6 \mapsto (6), & 7 \mapsto (7), & 8 \mapsto (8), & 9 \mapsto (9), & 10 \mapsto (10), & 11 \mapsto (11), \\ 12 \mapsto (12), & 13 \mapsto (13), & 14 \mapsto (14), & 15 \mapsto (15), & 16 \mapsto (16), & 17 \mapsto (17), \\ 18 \mapsto (18), & 19 \mapsto (19), & 20 \mapsto (20), & 21 \mapsto (21), & 22 \mapsto (22), & 23 \mapsto (23), \\ 24 \mapsto (24), & 25 \mapsto (25), & 26 \mapsto (26), & 27 \mapsto (27), & 28 \mapsto (28). \end{cases}$$

and the resulting Wang tile set \mathcal{T}_6 is:

$$\mathcal{T}_6 = \left\{ \begin{array}{|c|c|c|c|c|c|c|c|c|c|} \hline \begin{array}{c} 21305 \\ 1 \\ 0 \\ 1 \end{array} & \begin{array}{c} 21031 \\ 5 \\ 1 \\ 5 \end{array} & \begin{array}{c} 21131 \\ 1 \\ 2 \\ 1 \end{array} & \begin{array}{c} 23305 \\ 1 \\ 3 \\ 0 \end{array} & \begin{array}{c} 23006 \\ 0 \\ 4 \\ 0 \end{array} & \begin{array}{c} 23105 \\ 1 \\ 5 \\ 0 \end{array} & \begin{array}{c} 20331 \\ 5 \\ 6 \\ 6 \end{array} & \begin{array}{c} 20331 \\ 6 \\ 7 \\ 6 \end{array} & \begin{array}{c} 20300 \\ 6 \\ 8 \\ 6 \end{array} & \begin{array}{c} 21031 \\ 0 \\ 9 \\ 0 \end{array} \\ \hline \begin{array}{c} 21131 \\ 1 \\ 10 \\ 0 \end{array} & \begin{array}{c} 21331 \\ 5 \\ 11 \\ 6 \end{array} & \begin{array}{c} 21300 \\ 5 \\ 12 \\ 6 \end{array} & \begin{array}{c} 213305 \\ 1 \\ 13 \\ 1 \end{array} & \begin{array}{c} 213006 \\ 0 \\ 14 \\ 1 \end{array} & \begin{array}{c} 213105 \\ 1 \\ 15 \\ 1 \end{array} & \begin{array}{c} 210331 \\ 5 \\ 16 \\ 5 \end{array} & \begin{array}{c} 210300 \\ 5 \\ 17 \\ 5 \end{array} & \begin{array}{c} 210331 \\ 6 \\ 18 \\ 5 \end{array} & \begin{array}{c} 210300 \\ 6 \\ 19 \\ 5 \end{array} \\ \hline \begin{array}{c} 211031 \\ 0 \\ 20 \\ 1 \end{array} & \begin{array}{c} 211131 \\ 1 \\ 21 \\ 1 \end{array} & \begin{array}{c} 211300 \\ 0 \\ 22 \\ 1 \end{array} & \begin{array}{c} 211300 \\ 5 \\ 23 \\ 5 \end{array} & \begin{array}{c} 233006 \\ 0 \\ 24 \\ 0 \end{array} & \begin{array}{c} 231006 \\ 0 \\ 25 \\ 0 \end{array} & \begin{array}{c} 203300 \\ 6 \\ 26 \\ 6 \end{array} & \begin{array}{c} 211300 \\ 0 \\ 27 \\ 0 \end{array} & \begin{array}{c} 213300 \\ 6 \\ 28 \\ 6 \end{array} & \begin{array}{c} 233006 \\ 6 \\ 29 \\ 6 \end{array} \\ \hline \end{array} \right\}$$

which we can work with.

Part 3. Desubstituting Wang tilings with markers again

8. DESUBSTITUTION FROM Ω_6 TO Ω_{12} : $\Omega_6 \xleftarrow{\omega_6} \Omega_7 \xleftarrow{\omega_7} \Omega_8 \xleftarrow{\omega_8} \Omega_9 \xleftarrow{\omega_9} \Omega_{10} \xleftarrow{\omega_{10}} \Omega_{11} \xleftarrow{\omega_{11}} \Omega_{12}$

Proposition 22. *Let Ω_6 be the Wang shift defined above from \mathcal{T}_6 . There exist sets of Wang tiles $\mathcal{T}_7, \mathcal{T}_8, \mathcal{T}_9, \mathcal{T}_{10}, \mathcal{T}_{11}$ and \mathcal{T}_{12} together with their associated Wang shifts $\Omega_7, \Omega_8, \Omega_9, \Omega_{10}, \Omega_{11}$ and Ω_{12} and there exists a sequence of recognizable 2-dimensional morphisms:*

$$\Omega_6 \xleftarrow{\omega_6} \Omega_7 \xleftarrow{\omega_7} \Omega_8 \xleftarrow{\omega_8} \Omega_9 \xleftarrow{\omega_9} \Omega_{10} \xleftarrow{\omega_{10}} \Omega_{11} \xleftarrow{\omega_{11}} \Omega_{12}$$

that are onto up to a shift, i.e., $\overline{\omega_i(\Omega_{i+1})}^\sigma = \Omega_i$ for each $i \in \{6, 7, 8, 9, 10, 11\}$.

Proof. The proof is done by executing the function `FINDMARKERS()` followed by `FINDSUBSTITUTION()` and repeating this process. Each time `FINDMARKERS()` finds at least one subset of markers using a surrounding radius of size at most 2. Thus using Theorem 13, we may find a desubstitution of tilings. The proof is done in Sage [Sag19] using `slabbe` optional package [Lab19].

First, we desubstitute \mathcal{T}_6 :

```
sage: T6.find_markers(i=1, radius=1, solver=dlx)
[[1, 6, 7, 8, 11, 12, 16, 17, 18, 19, 23, 26, 28],
 [0, 3, 4, 5, 13, 14, 15, 24, 25],
 [2, 9, 10, 20, 21, 22, 27]]
sage: M6 = [1, 6, 7, 8, 11, 12, 16, 17, 18, 19, 23, 26, 28]
sage: T7, omega6 = T6.find_substitution(M=M6, i=1, radius=1, side='left', solver=dlx)
```

and we obtain:

$$\omega_6 : \Omega_7 \rightarrow \Omega_6 : \begin{cases} 0 \mapsto (2), & 1 \mapsto (9), & 2 \mapsto (10), & 3 \mapsto (20), \\ 4 \mapsto (21), & 5 \mapsto (22), & 6 \mapsto (27), & 7 \mapsto (1, 0), \\ 8 \mapsto (6, 5), & 9 \mapsto (7, 4), & 10 \mapsto (8, 4), & 11 \mapsto (11, 3), \\ 12 \mapsto (12, 3), & 13 \mapsto (16, 15), & 14 \mapsto (17, 15), & 15 \mapsto (18, 14), \\ 16 \mapsto (19, 14), & 17 \mapsto (23, 13), & 18 \mapsto (26, 25), & 19 \mapsto (28, 24). \end{cases}$$

$$\mathcal{T}_7 = \left\{ \begin{array}{|c|c|c|c|c|c|c|c|c|c|} \hline \begin{array}{c} 21131 \\ 1 \\ 21331 \end{array} & \begin{array}{c} 21031 \\ 0 \\ 20300 \end{array} & \begin{array}{c} 21131 \\ 1 \\ 20331 \end{array} & \begin{array}{c} 211031 \\ 0 \\ 210300 \end{array} & \begin{array}{c} 211131 \\ 1 \\ 210331 \end{array} & \begin{array}{c} 211300 \\ 0 \\ 213300 \end{array} & \begin{array}{c} 211300 \\ 0 \\ 203300 \end{array} & \begin{array}{c} 21031 \\ 51 \\ 21131 \end{array} & \begin{array}{c} 20331 \\ 51 \\ 21031 \end{array} & \begin{array}{c} 20331 \\ 60 \\ 21300 \end{array} \\ \hline \begin{array}{c} 20300 \\ 60 \\ 21300 \end{array} & \begin{array}{c} 21331 \\ 51 \\ 21131 \end{array} & \begin{array}{c} 21300 \\ 51 \\ 21131 \end{array} & \begin{array}{c} 210331 \\ 51 \\ 211031 \end{array} & \begin{array}{c} 210300 \\ 51 \\ 211031 \end{array} & \begin{array}{c} 210331 \\ 60 \\ 211300 \end{array} & \begin{array}{c} 210300 \\ 60 \\ 211300 \end{array} & \begin{array}{c} 211300 \\ 51 \\ 21131 \end{array} & \begin{array}{c} 203300 \\ 60 \\ 210300 \end{array} & \begin{array}{c} 213300 \\ 60 \\ 211300 \end{array} \\ \hline \end{array} \right\}$$

We desubstitute \mathcal{T}_7 :

```
sage: T7.find_markers(i=1, radius=1, solver=dlx)
[[0, 1, 2, 3, 4, 5, 6]]
sage: M7 = [0, 1, 2, 3, 4, 5, 6]
sage: T8, omega7 = T7.find_substitution(M=M7, i=1, radius=1, side='right', solver=dlx)
```

and we obtain:

$$\omega_7 : \Omega_8 \rightarrow \Omega_7 : \begin{cases} 0 \mapsto (8), & 1 \mapsto (9), & 2 \mapsto (10), & 3 \mapsto (15), \\ 4 \mapsto (16), & 5 \mapsto (18), & 6 \mapsto (19), & 7 \mapsto (7, 0), \\ 8 \mapsto (7, 2), & 9 \mapsto (8, 1), & 10 \mapsto (11, 2), & 11 \mapsto (12, 2), \\ 12 \mapsto (13, 3), & 13 \mapsto (14, 3), & 14 \mapsto (15, 5), & 15 \mapsto (15, 6), \\ 16 \mapsto (16, 5), & 17 \mapsto (16, 6), & 18 \mapsto (17, 4), & 19 \mapsto (19, 6). \end{cases}$$

$$\mathcal{T}_8 = \left\{ \begin{array}{|c|c|c|c|c|c|c|c|c|c|} \hline \begin{array}{c} 20331 \\ 51 \\ 21031 \end{array} & \begin{array}{c} 20331 \\ 60 \\ 21300 \end{array} & \begin{array}{c} 20300 \\ 60 \\ 21300 \end{array} & \begin{array}{c} 210331 \\ 60 \\ 211300 \end{array} & \begin{array}{c} 210300 \\ 60 \\ 211300 \end{array} & \begin{array}{c} 203300 \\ 60 \\ 210300 \end{array} & \begin{array}{c} 213300 \\ 60 \\ 211300 \end{array} & \begin{array}{c} 21031 \\ 511 \\ 21331 \end{array} & \begin{array}{c} 21031 \\ 511 \\ 20331 \end{array} & \begin{array}{c} 20331 \\ 510 \\ 20300 \end{array} \\ \hline \begin{array}{c} 21331 \\ 511 \\ 20331 \end{array} & \begin{array}{c} 21300 \\ 511 \\ 20331 \end{array} & \begin{array}{c} 210331 \\ 510 \\ 210300 \end{array} & \begin{array}{c} 210300 \\ 510 \\ 210300 \end{array} & \begin{array}{c} 210331 \\ 600 \\ 213300 \end{array} & \begin{array}{c} 210331 \\ 600 \\ 203300 \end{array} & \begin{array}{c} 210300 \\ 600 \\ 213300 \end{array} & \begin{array}{c} 210300 \\ 600 \\ 213300 \end{array} & \begin{array}{c} 211300 \\ 511 \\ 210331 \end{array} & \begin{array}{c} 213300 \\ 600 \\ 203300 \end{array} \\ \hline \end{array} \right\}$$

We desubstitute \mathcal{T}_8 :

```
sage: T8.find_markers(i=2, radius=2, solver=dlx)
[[0, 1, 2, 7, 8, 9, 10, 11]]
sage: M8 = [0, 1, 2, 7, 8, 9, 10, 11]
sage: T9, omega8 = T8.find_substitution(M=M8, i=2, radius=2, side='right', solver=dlx)
```

and we obtain:

$$\omega_8 : \Omega_9 \rightarrow \Omega_8 : \begin{cases} 0 \mapsto (3), & 1 \mapsto (4), & 2 \mapsto (5), & 3 \mapsto (6), & 4 \mapsto (12), & 5 \mapsto (13), \\ 6 \mapsto (14), & 7 \mapsto (15), & 8 \mapsto (18), & 9 \mapsto \begin{pmatrix} 0 \\ 4 \end{pmatrix}, & 10 \mapsto \begin{pmatrix} 0 \\ 5 \end{pmatrix}, & 11 \mapsto \begin{pmatrix} 1 \\ 5 \end{pmatrix}, \\ 12 \mapsto \begin{pmatrix} 2 \\ 5 \end{pmatrix}, & 13 \mapsto \begin{pmatrix} 0 \\ 6 \end{pmatrix}, & 14 \mapsto \begin{pmatrix} 8 \\ 13 \end{pmatrix}, & 15 \mapsto \begin{pmatrix} 10 \\ 14 \end{pmatrix}, & 16 \mapsto \begin{pmatrix} 10 \\ 15 \end{pmatrix}, & 17 \mapsto \begin{pmatrix} 11 \\ 16 \end{pmatrix}, \\ 18 \mapsto \begin{pmatrix} 9 \\ 17 \end{pmatrix}, & 19 \mapsto \begin{pmatrix} 11 \\ 17 \end{pmatrix}, & 20 \mapsto \begin{pmatrix} 7 \\ 18 \end{pmatrix}, & 21 \mapsto \begin{pmatrix} 9 \\ 19 \end{pmatrix}. \end{cases}$$

$$\mathcal{T}_9 = \left\{ \begin{array}{ccccc} \text{Id} & \text{Right} & \text{Top} & \text{Left} & \text{Bottom} \\ \hline 0 & 211300 & 60 & 210331 & 51 \\ 1 & 211300 & 60 & 210300 & 51 \\ 2 & 210300 & 60 & 203300 & 60 \\ 3 & 211300 & 60 & 213300 & 60 \\ 4 & 210300 & 510 & 210331 & 511 \\ 5 & 210300 & 510 & 210300 & 511 \\ 6 & 213300 & 600 & 210331 & 511 \\ 7 & 203300 & 600 & 210331 & 510 \\ 8 & 210331 & 511 & 211300 & 511 \\ 9 & 21130021031 & 51 & 21030020331 & 51 \\ 10 & 21030021031 & 51 & 20330020331 & 60 \\ 11 & 21030021300 & 60 & 20330020331 & 60 \\ 12 & 21030021300 & 60 & 20330020300 & 60 \\ 13 & 21130021031 & 51 & 21330020331 & 60 \\ 14 & 21030020331 & 511 & 21030021031 & 511 \\ 15 & 21330020331 & 511 & 21033121331 & 511 \\ 16 & 20330020331 & 511 & 21033121331 & 510 \\ 17 & 21330020331 & 511 & 21030021300 & 511 \\ 18 & 20330020300 & 510 & 21030020331 & 510 \\ 19 & 20330020331 & 511 & 21030021300 & 510 \\ 20 & 21033121331 & 511 & 21130021031 & 511 \\ 21 & 20330020300 & 510 & 21330020331 & 600 \end{array} \right.$$

We desubstitute \mathcal{T}_9 :

```
sage: T9.find_markers(i=1, radius=1, solver=dlx)
[[4, 6, 7, 15, 16, 18, 21],
 [0, 1, 2, 3, 9, 10, 11, 12, 13],
 [5, 8, 14, 17, 19, 20]]
sage: M9 = [0, 1, 2, 3, 9, 10, 11, 12, 13]
sage: T10, omega9 = T9.find_substitution(M=M9, i=1, radius=1, side='right', solver=dlx)
```

and we obtain:

$$\omega_9 : \Omega_{10} \rightarrow \Omega_9 : \begin{cases} 0 \mapsto (8), & 1 \mapsto (14), & 2 \mapsto (17), & 3 \mapsto (20), \\ 4 \mapsto (4, 1), & 5 \mapsto (5, 1), & 6 \mapsto (6, 3), & 7 \mapsto (7, 2), \\ 8 \mapsto (8, 0), & 9 \mapsto (14, 9), & 10 \mapsto (15, 13), & 11 \mapsto (16, 10), \\ 12 \mapsto (16, 11), & 13 \mapsto (17, 13), & 14 \mapsto (18, 12), & 15 \mapsto (19, 10), \\ 16 \mapsto (19, 11), & 17 \mapsto (21, 12). \end{cases}$$

$$\mathcal{T}_{10} = \left\{ \begin{array}{ccccc} \text{Id} & \text{Right} & \text{Top} & \text{Left} & \text{Bottom} \\ 0 & 210331 & 511 & 211300 & 511 \\ 1 & 21030020331 & 511 & 21030021031 & 511 \\ 2 & 21330020331 & 511 & 21030021300 & 511 \\ 3 & 21033121331 & 511 & 21130021031 & 511 \\ 4 & 211300 & 51060 & 210331 & 51151 \\ 5 & 211300 & 51060 & 210300 & 51151 \\ 6 & 211300 & 60060 & 210331 & 51160 \\ 7 & 210300 & 60060 & 210331 & 51060 \\ 8 & 211300 & 51160 & 211300 & 51151 \\ 9 & 21130021031 & 51151 & 21030021031 & 51151 \\ 10 & 21130021031 & 51151 & 21033121331 & 51160 \\ 11 & 21030021031 & 51151 & 21033121331 & 51060 \\ 12 & 21030021300 & 51160 & 21033121331 & 51060 \\ 13 & 21130021031 & 51151 & 21030021300 & 51160 \\ 14 & 21030021300 & 51060 & 21030020331 & 51060 \\ 15 & 21030021031 & 51151 & 21030021300 & 51060 \\ 16 & 21030021300 & 51160 & 21030021300 & 51060 \\ 17 & 21030021300 & 51060 & 21330020331 & 60060 \end{array} \right.$$

We desubstitute \mathcal{T}_{10} :

```
sage: T10.find_markers(i=2, radius=2, solver=dlx)
[[0, 4, 5, 6, 7, 8]]
sage: M10 = [0, 4, 5, 6, 7, 8]
sage: T11, omega10 = T10.find_substitution(M=M10, i=2, radius=2, side='right', solver=dlx)
```

and we obtain:

$$\omega_{10} : \Omega_{11} \rightarrow \Omega_{10} : \left\{ \begin{array}{l} 0 \mapsto (1), \quad 1 \mapsto (2), \quad 2 \mapsto (3), \quad 3 \mapsto (12), \quad 4 \mapsto (13), \quad 5 \mapsto (14), \\ 6 \mapsto (15), \quad 7 \mapsto (16), \quad 8 \mapsto (17), \quad 9 \mapsto \begin{pmatrix} 0 \\ 1 \end{pmatrix}, \quad 10 \mapsto \begin{pmatrix} 0 \\ 2 \end{pmatrix}, \quad 11 \mapsto \begin{pmatrix} 0 \\ 3 \end{pmatrix}, \\ 12 \mapsto \begin{pmatrix} 8 \\ 9 \end{pmatrix}, \quad 13 \mapsto \begin{pmatrix} 4 \\ 10 \end{pmatrix}, \quad 14 \mapsto \begin{pmatrix} 4 \\ 11 \end{pmatrix}, \quad 15 \mapsto \begin{pmatrix} 6 \\ 12 \end{pmatrix}, \quad 16 \mapsto \begin{pmatrix} 5 \\ 13 \end{pmatrix}, \quad 17 \mapsto \begin{pmatrix} 8 \\ 13 \end{pmatrix}, \\ 18 \mapsto \begin{pmatrix} 7 \\ 14 \end{pmatrix}, \quad 19 \mapsto \begin{pmatrix} 5 \\ 15 \end{pmatrix}, \quad 20 \mapsto \begin{pmatrix} 7 \\ 17 \end{pmatrix}. \end{array} \right.$$

$$\mathcal{T}_{11} = \left\{ \begin{array}{ccccc} \text{Id} & \text{Right} & \text{Top} & \text{Left} & \text{Bottom} \\ \hline 0 & 21030020331 & 511 & 21030021031 & 511 \\ 1 & 21330020331 & 511 & 21030021300 & 511 \\ 2 & 21033121331 & 511 & 21130021031 & 511 \\ 3 & 21030021300 & 51160 & 21033121331 & 51060 \\ 4 & 21130021031 & 51151 & 21030021300 & 51160 \\ 5 & 21030021300 & 51060 & 21030020331 & 51060 \\ 6 & 21030021031 & 51151 & 21030021300 & 51060 \\ 7 & 21030021300 & 51160 & 21030021300 & 51060 \\ 8 & 21030021300 & 51060 & 21330020331 & 60060 \\ 9 & 21030020331210331 & 511 & 21030021031211300 & 511 \\ 10 & 21330020331210331 & 511 & 21030021300211300 & 511 \\ 11 & 21033121331210331 & 511 & 21130021031211300 & 511 \\ 12 & 21130021031211300 & 51160 & 21030021031211300 & 51151 \\ 13 & 21130021031211300 & 51060 & 21033121331210331 & 51160 \\ 14 & 21030021031211300 & 51060 & 21033121331210331 & 51060 \\ 15 & 21030021300211300 & 60060 & 21033121331210331 & 51060 \\ 16 & 21130021031211300 & 51060 & 21030021300210300 & 51160 \\ 17 & 21130021031211300 & 51160 & 21030021300211300 & 51160 \\ 18 & 21030021300210300 & 60060 & 21030020331210331 & 51060 \\ 19 & 21030021031211300 & 51060 & 21030021300210300 & 51060 \\ 20 & 21030021300210300 & 60060 & 21330020331210331 & 60060 \end{array} \right.$$

We desubstitute \mathcal{T}_{11} :

```
sage: T11.find_markers(i=1, radius=1, solver=dlx)
[[0, 1, 2, 9, 10, 11],
 [4, 6, 7, 12, 16, 17, 19],
 [3, 5, 8, 13, 14, 15, 18, 20]]
sage: M11 = [0, 1, 2, 9, 10, 11]
sage: T12, omega11 = T11.find_substitution(M=M11, i=1, radius=1, side='right', solver=dlx)
```

and we obtain:

$$\omega_{11} : \Omega_{12} \rightarrow \Omega_{11} : \begin{cases} 0 \mapsto (5), & 1 \mapsto (8), & 2 \mapsto (14), & 3 \mapsto (15), \\ 4 \mapsto (18), & 5 \mapsto (20), & 6 \mapsto (3, 1), & 7 \mapsto (4, 2), \\ 8 \mapsto (5, 1), & 9 \mapsto (6, 0), & 10 \mapsto (7, 1), & 11 \mapsto (8, 1), \\ 12 \mapsto (12, 11), & 13 \mapsto (13, 11), & 14 \mapsto (14, 9), & 15 \mapsto (15, 10), \\ 16 \mapsto (16, 11), & 17 \mapsto (17, 11), & 18 \mapsto (19, 9). \end{cases}$$

$$\mathcal{T}_{12} = \left\{ \begin{array}{ccccc} \text{Id} & \text{Right} & \text{Top} & \text{Left} & \text{Bottom} \\ \hline 0 & F=21030021300 & O=51060 & J=21030020331 & O=51060 \\ 1 & F=21030021300 & O=51060 & H=21330020331 & L=60060 \\ 2 & B=21030021031211300 & O=51060 & I=21033121331210331 & O=51060 \\ 3 & A=21030021300211300 & L=60060 & I=21033121331210331 & O=51060 \\ 4 & G=21030021300210300 & L=60060 & E=21030020331210331 & O=51060 \\ 5 & G=21030021300210300 & L=60060 & C=21330020331210331 & L=60060 \\ 6 & H=21330020331 & K=51160511 & D=21033121331 & P=51060511 \\ 7 & D=21033121331 & M=51151511 & F=21030021300 & K=51160511 \\ 8 & H=21330020331 & P=51060511 & J=21030020331 & P=51060511 \\ 9 & J=21030020331 & M=51151511 & F=21030021300 & P=51060511 \\ 10 & H=21330020331 & K=51160511 & F=21030021300 & P=51060511 \\ 11 & H=21330020331 & P=51060511 & H=21330020331 & N=60060511 \\ 12 & I=21033121331210331 & K=51160511 & B=21030021031211300 & M=51151511 \\ 13 & I=21033121331210331 & P=51060511 & I=21033121331210331 & K=51160511 \\ 14 & E=21030020331210331 & P=51060511 & I=21033121331210331 & P=51060511 \\ 15 & C=21330020331210331 & N=60060511 & I=21033121331210331 & P=51060511 \\ 16 & I=21033121331210331 & P=51060511 & G=21030021300210300 & K=51160511 \\ 17 & I=21033121331210331 & K=51160511 & A=21030021300211300 & K=51160511 \\ 18 & E=21030020331210331 & P=51060511 & G=21030021300210300 & P=51060511 \end{array} \right.$$

□

9. PROOFS OF MAIN RESULTS

In [Lab18] the Wang tile set

$$\mathcal{U} = \left\{ \begin{array}{|c|c|c|c|c|c|c|c|c|c|} \hline \text{O} & \text{O} & \text{M} & \text{M} & \text{P} & \text{P} & \text{K} & \text{K} & \text{O} & \text{L} \\ \hline \text{J 0 F} & \text{H 1 F} & \text{F 2 J} & \text{F 3 D} & \text{J 4 H} & \text{H 5 H} & \text{F 6 H} & \text{D 7 H} & \text{I 8 B} & \text{E 9 G} \\ \hline \text{O} & \text{L} & \text{P} & \text{K} & \text{P} & \text{N} & \text{P} & \text{P} & \text{O} & \text{O} \\ \hline \text{L} & \text{L} & \text{P} & \text{P} & \text{P} & \text{P} & \text{K} & \text{K} & \text{N} & \\ \hline \text{C 10 G} & \text{I 11 A} & \text{G 12 E} & \text{I 13 E} & \text{G 14 I} & \text{I 15 I} & \text{B 16 I} & \text{A 17 I} & \text{I 18 C} & \\ \hline \text{L} & \text{O} & \text{P} & \text{P} & \text{K} & \text{K} & \text{M} & \text{K} & \text{P} & \\ \hline \end{array} \right\}$$

was introduced. It was proved to be self-similar, aperiodic and minimal. In this section, we prove that the desubstitution process we have done so far starting from the Jeandel-Rao tiles \mathcal{T}_0 leads to the self-similar tile set \mathcal{U} .

Proposition 23. *The Wang tile sets \mathcal{T}_{12} and \mathcal{U} are equivalent.*

Proof. The following correspondence between colors of \mathcal{T}_{12} and colors of \mathcal{U}

$A \mapsto 21030021300211300$	$K \mapsto 51160511$
$B \mapsto 21030021031211300$	$L \mapsto 60060$
$C \mapsto 21330020331210331$	$M \mapsto 51151511$
$D \mapsto 21033121331$	$N \mapsto 60060511$
$E \mapsto 21030020331210331$	$O \mapsto 51060$
$F \mapsto 21030021300$	$P \mapsto 51060511$
$G \mapsto 21030021300210300$	
$H \mapsto 21330020331$	
$I \mapsto 21033121331210331$	
$J \mapsto 21030020331$	

provides the bijection between \mathcal{T}_{12} and \mathcal{U} which defines a bijection between $\Omega_{\mathcal{U}}$ and Ω_{12} :

$$\rho : \Omega_{\mathcal{U}} \rightarrow \Omega_{12} : \begin{cases} 0 \mapsto (0), & 1 \mapsto (1), & 2 \mapsto (9), & 3 \mapsto (7), & 4 \mapsto (8), \\ 5 \mapsto (11), & 6 \mapsto (10), & 7 \mapsto (6), & 8 \mapsto (2), & 9 \mapsto (4), \\ 10 \mapsto (5), & 11 \mapsto (3), & 12 \mapsto (18), & 13 \mapsto (14), & 14 \mapsto (16), \\ 15 \mapsto (13), & 16 \mapsto (12), & 17 \mapsto (17), & 18 \mapsto (15). \end{cases}$$

□

The self-similarity of $\Omega_{\mathcal{U}}$ is given by the following 2-dimensional morphism:

$$\omega_{\mathcal{U}} : \Omega_{\mathcal{U}} \rightarrow \Omega_{\mathcal{U}} : \begin{cases} 0 \mapsto (17), & 1 \mapsto (16), & 2 \mapsto (15, 11), & 3 \mapsto (13, 9), & 4 \mapsto (17, 8), \\ 5 \mapsto (16, 8), & 6 \mapsto (15, 8), & 7 \mapsto (14, 8), & 8 \mapsto \begin{pmatrix} 6 \\ 14 \end{pmatrix}, & 9 \mapsto \begin{pmatrix} 3 \\ 17 \end{pmatrix}, \\ 10 \mapsto \begin{pmatrix} 3 \\ 16 \end{pmatrix}, & 11 \mapsto \begin{pmatrix} 2 \\ 14 \end{pmatrix}, & 12 \mapsto \begin{pmatrix} 7 & 1 \\ 15 & 11 \end{pmatrix}, & 13 \mapsto \begin{pmatrix} 6 & 1 \\ 14 & 11 \end{pmatrix}, & 14 \mapsto \begin{pmatrix} 7 & 1 \\ 13 & 9 \end{pmatrix}, \\ 15 \mapsto \begin{pmatrix} 6 & 1 \\ 12 & 9 \end{pmatrix}, & 16 \mapsto \begin{pmatrix} 5 & 1 \\ 18 & 10 \end{pmatrix}, & 17 \mapsto \begin{pmatrix} 4 & 1 \\ 13 & 9 \end{pmatrix}, & 18 \mapsto \begin{pmatrix} 2 & 0 \\ 14 & 8 \end{pmatrix}. \end{cases}$$

We may gather the proof of the main result and its corollaries.

Proof of Theorem 1. (i) Proved in Proposition 15. (ii) Proved in Proposition 19. (iii) Proved in Corollary 21. (iv) Proved in Proposition 22. (v) From Proposition 23, the Wang tile sets \mathcal{T}_{12} and \mathcal{U} are equivalent. It was proved in [Lab18] that $\Omega_{\mathcal{U}}$ is self-similar, aperiodic and minimal. □

Proof of Corollary 2. From Theorem 1, Ω_{12} is aperiodic and minimal. From Lemma 8 and Lemma 10, we conclude that Ω_{11} , Ω_{10} , Ω_9 , Ω_8 , Ω_7 and Ω_6 are aperiodic and minimal.

From Corollary 21, the map $\omega_5 = \eta : \Omega_6 \rightarrow \Omega_5$ is a topological conjugacy. In particular, it is one-to-one, onto and recognizable. From Lemma 8 and Lemma 10, we conclude that Ω_5 is aperiodic and minimal. □

Proof of Corollary 3. From Proposition 19, the map $\pi : \mathcal{T}_5 \rightarrow \mathcal{T}_4$ defines an embedding $\omega_4 = \pi : \Omega_5 \rightarrow \Omega_4$. In particular, the map π is recognizable. From Lemma 8 and Lemma 10, we conclude that $X_4 = \overline{\pi(\Omega_5)}^\sigma$ is an aperiodic and minimal subshift of Ω_4 .

From Proposition 15 and Corollary 18, we have that $\omega_i : \Omega_{i+1} \rightarrow \Omega_i$ is recognizable for every $i \in \{0, 1, 2, 3\}$. From Lemma 8 and Lemma 10, we conclude that $X_i = \overline{\omega_i(X_{i+1})}^\sigma$ is an aperiodic and minimal subshift of Ω_i for every $i \in \{0, 1, 2, 3\}$.

The proof of nonemptiness of $\Omega_i \setminus X_i$ for every $i \in \{0, 1, 2, 3\}$ is postponed to Proposition 31. □

Proof of Corollary 4. It follows from Theorem 1. □

Proposition 24. *Each tile of the Wang tile set \mathcal{T}_i appears with positive frequency in tilings in X_i for every $i \in \{0, 1, \dots, 12\}$.*

Proof. Let v be the positive right eigenvector of the incidence matrix of the primitive substitution $\omega_{\mathcal{U}}$. It can be checked that the incidence matrix of $\left(\prod_{i=k}^{11} \omega_i\right) \rho$ maps the vector v to a vector with positive entries for each $k \in \{0, 1, \dots, 11\}$ where we suppose $\omega_4 = \pi$ and $\omega_5 = \eta$. This vector gives the relative frequency of each tile from \mathcal{T}_i in tilings in X_i . □

The frequencies of tiles in tilings of $X_0 \subset \Omega_0$ is in Table 1.

We now obtain independently the link between Jeandel-Rao aperiodic tilings and the Fibonacci word. This link was used by Jeandel and Rao to prove aperiodicity of their Wang tile set [JR15].

Proposition 25. *The language $\mathcal{L} \subset \{4, 5\}^{\mathbb{Z}}$ of the sequences of horizontal strips of height 4 or 5 in Jeandel-Rao tilings $X_0 \subset \Omega_0$ is the language of the Fibonacci word, the fixed point of $4 \mapsto 5, 5 \mapsto 54$.*

Tiles					Frequency
					$5/(12\varphi + 14) \approx 0.1496$
	,	,	,	,	$1/(2\varphi + 6) \approx 0.1083$
					$1/(5\varphi + 4) \approx 0.0827$
		,	,		$1/(8\varphi + 2) \approx 0.0669$
					$1/(18\varphi + 10) \approx 0.0256$

TABLE 1. Frequency of Jeandel-Rao tiles in tilings in the proper subshift $X_0 \subset \Omega_0$ in terms of the golden mean $\varphi = \frac{1+\sqrt{5}}{2}$.

Proof. Let $\psi : \Omega_{12} \rightarrow \{a, b, c, d\}^{\mathbb{Z}^2}$ be the 2-dimensional morphism defined as

$$\begin{aligned} \psi : \mathcal{T}_{12} &\rightarrow \{a, b, c, d\} \\ t &\mapsto \begin{cases} a & \text{if } t \in \{12, 13, 14, 15, 16, 17, 18\}, \\ b & \text{if } t \in \{2, 3, 4, 5, 6, 7\}, \\ c & \text{if } t \in \{8, 9, 10, 11\}, \\ d & \text{if } t \in \{0, 1\}. \end{cases} \end{aligned}$$

There exists a unique 2-dimensional morphism $\tau : \psi(\Omega_{12}) \rightarrow \psi(\Omega_{12})$ which commute with the projection ψ that is $\psi \circ \tau = \omega_{12} \circ \psi$. The morphism τ is given by the rule

$$a \mapsto \begin{pmatrix} b & d \\ a & c \end{pmatrix}, \quad b \mapsto \begin{pmatrix} a & c \end{pmatrix}, \quad c \mapsto \begin{pmatrix} b \\ a \end{pmatrix}, \quad d \mapsto \begin{pmatrix} a \end{pmatrix}.$$

Vertically, the Fibonacci morphism $a \mapsto ab, b \mapsto a$ gives the structure of the language of horizontal strips. Then from Figure 16, we see that tiles of \mathcal{T}_{12} with index from 0 to 7 maps to horizontal strips of height $5 + 4$ and that those with index from 8 to 18 maps to horizontal strips of height $5 + 4 + 5$. The image of the language of the Fibonacci morphism $a \mapsto ab, b \mapsto a$ by the map $a \mapsto 545, b \mapsto 54$ is exactly the language of the Fibonacci morphism $5 \mapsto 54, 4 \mapsto 5$. \square

The minimal subshift X_0 is not equal to Ω_0 . Still we believe that X_0 is the only minimal subshift of Ω_0 and that $\Omega_0 \setminus X_0$ is a null set for any probability shift-invariant measure on Ω_0 . The goal of the next two sections is to cover these questions.

Part 4. Non-minimality of Jeandel-Rao tilings

10. EIGHT TILINGS IN $\Omega_{\mathcal{U}}$ FIXED BY THE SQUARE OF $\omega_{\mathcal{U}}$

To understand Jeandel-Rao tilings Ω_0 we need to understand $\Omega_{\mathcal{U}}$. It was proved in [Lab18] that the Wang shift $\Omega_{\mathcal{U}}$ is minimal, aperiodic and self-similar and that $\omega_{\mathcal{U}} : \Omega_{\mathcal{U}} \rightarrow \Omega_{\mathcal{U}}$ is an expansive recognizable morphism that is onto up to a shift. The subshift $\Omega_{\mathcal{U}}$ is the hidden internal self-similar structure of Ω_0 . In this section, we describe the fixed points of $\omega_{\mathcal{U}}$ which are helpful to define the tilings of Ω_0 that we can not describe by the image of morphisms.

The first two images of $\begin{pmatrix} 17 & 13 \\ 6 & 5 \end{pmatrix}$ under the 2-dimensional morphism $\omega_{\mathcal{U}}$ are:

$$\left(\begin{array}{c|c} 17 & 13 \\ \hline 6 & 5 \end{array} \right) \xrightarrow{\omega_{\mathcal{U}}} \left(\begin{array}{cc|cc} 4 & 1 & 6 & 1 \\ \hline 13 & 9 & 14 & 11 \\ \hline 15 & 8 & 16 & 8 \end{array} \right) \xrightarrow{\omega_{\mathcal{U}}} \left(\begin{array}{ccc|ccc} 17 & 8 & 16 & 15 & 8 & 16 \\ 6 & 1 & 3 & 7 & 1 & 2 \\ 14 & 11 & 17 & 13 & 9 & 14 \\ \hline 6 & 1 & 6 & 5 & 1 & 6 \\ 12 & 9 & 14 & 18 & 10 & 14 \end{array} \right)$$

Therefore, the square of the morphism $\omega_{\mathcal{U}}$ is prolongable on $\begin{pmatrix} 17 & 13 \\ 6 & 5 \end{pmatrix}$ in all four quadrants and there exist a unique tiling $z : \mathbb{Z}^2 \rightarrow \mathcal{T}_{\mathcal{U}}$ with $z = \omega_{\mathcal{U}}^2(z) \in \Omega_{\mathcal{U}}$ such that at the origin we have:

$$\begin{pmatrix} z_{-\mathbf{e}_1} & z_{\mathbf{0}} \\ z_{-\mathbf{e}_1-\mathbf{e}_2} & z_{-\mathbf{e}_2} \end{pmatrix} = \begin{pmatrix} 17 & 13 \\ 6 & 5 \end{pmatrix}.$$

Lemma 26. *The square of the morphism $\omega_{\mathcal{U}}$ has eight distinct fixed points $z = \omega_{\mathcal{U}}(z) \in \Omega_{\mathcal{U}}$ that can be generated from the following values of z at the origin:*

$$\begin{pmatrix} z_{(-1,0)} & z_{\mathbf{0}} \\ z_{-(1,1)} & z_{(0,-1)} \end{pmatrix} \in \left\{ \begin{pmatrix} 9 & 14 \\ 8 & 16 \end{pmatrix}, \begin{pmatrix} 9 & 14 \\ 1 & 6 \end{pmatrix}, \begin{pmatrix} 17 & 13 \\ 16 & 15 \end{pmatrix}, \begin{pmatrix} 17 & 13 \\ 6 & 5 \end{pmatrix}, \begin{pmatrix} 16 & 15 \\ 3 & 7 \end{pmatrix}, \begin{pmatrix} 10 & 12 \\ 9 & 14 \end{pmatrix}, \begin{pmatrix} 16 & 13 \\ 2 & 4 \end{pmatrix}, \begin{pmatrix} 10 & 14 \\ 11 & 17 \end{pmatrix} \right\}.$$

Proof. The proof is done by applying the morphism $\omega_{\mathcal{U}}$ on each of the fifty 2×2 factors of the language of $\Omega_{\mathcal{U}}$ already computed in [Lab18]. We get a graph shown in Figure 12. In the graph, there are 4 cycles of size 2 and no other strongly connected components. Each of these 8 vertices correspond to a fixed point $z \in \Omega_{\mathcal{U}}$ of the square of $\omega_{\mathcal{U}}$. \square

Lemma 27. *Among the eight fixed points of $\omega_{\mathcal{U}}^2$ in $\Omega_{\mathcal{U}}$, only four of them contain a row made of tiles in $\{1, 5, 6\}$ or a row made of tiles in $\{8, 15, 16\}$: the fixed points $z = (\omega_{\mathcal{U}}^2)^{\infty}(a)$ generated by some*

$$a \in \left\{ \begin{pmatrix} 9 & 14 \\ 8 & 16 \end{pmatrix}, \begin{pmatrix} 9 & 14 \\ 1 & 6 \end{pmatrix}, \begin{pmatrix} 17 & 13 \\ 16 & 15 \end{pmatrix}, \begin{pmatrix} 17 & 13 \\ 6 & 5 \end{pmatrix} \right\}.$$

Moreover, they contain exactly one of these row.

Proof. The 8 fixed points are given in Lemma 26. Only 1, 5, 6 and 10 contain a row over $\{1, 5, 6\}^*$ in their image under $\omega_{\mathcal{U}}$. Only $\begin{pmatrix} 9 & 14 \\ 1 & 6 \end{pmatrix}$ and $\begin{pmatrix} 17 & 13 \\ 6 & 5 \end{pmatrix}$ contain a row over $\{1, 5, 6, 10\}^*$. Since the exactly one row (the top one) of the images of 1, 5, 6 under $\omega_{\mathcal{U}}$ is over $\{1, 5, 6\}^*$, this property is preserved under the application of $\omega_{\mathcal{U}}$. Similarly, we show that only $\begin{pmatrix} 9 & 14 \\ 8 & 16 \end{pmatrix}$ and $\begin{pmatrix} 17 & 13 \\ 16 & 15 \end{pmatrix}$ generate fixed point with a row over $\{8, 15, 16\}^*$. \square

Finally we illustrate in Figure 13 the language of horizontal dominoes in $\Omega_{\mathcal{U}}$ as a Rauzy graph.

11. UNDERSTANDING $\Omega_4 \setminus X_4$

Recall that $X_4 = \overline{\pi(\Omega_5)}^{\sigma} = \pi(\Omega_5)$ as $\pi(\Omega_5)$ is shift-invariant since π is a tile-to-tile morphism. The goal of this section is to show that $\Omega_4 \setminus X_4$ is nonempty and give a conjecture on its structure. Informally, we believe that all tilings in $\Omega_4 \setminus X_4$ are obtained by sliding particular tilings in X_4 along a horizontal fracture of 0's or 1's.

The morphism $\eta \omega_6 \omega_7 \omega_8 \omega_9 \omega_{10} \omega_{11} \rho : \Omega_{\mathcal{U}} \rightarrow \Omega_5$ is illustrated in Figure 16. Recall that the application of the map $\pi : \Omega_5 \rightarrow \Omega_4$ replaces horizontal colors 5 and 6 by 1 and 0 respectively. Thus it can be seen on the figure that horizontal fractures of 0's are present in the image of tiles numbered 1, 5 and 6 and horizontal fractures of 1's are present in the images of tiles numbered 8, 15 and 16. In the next lemma, we formalize this observation.

Let $K \subseteq \mathbb{Z}$ be an interval of integers. A Wang tiling $t : \mathbb{Z} \times K \rightarrow \mathcal{T}$ has a *horizontal fracture* of color a if there exists $k \in K$ such that $\text{BOTTOM}(t(m, k)) = a$ for all $m \in \mathbb{Z}$.

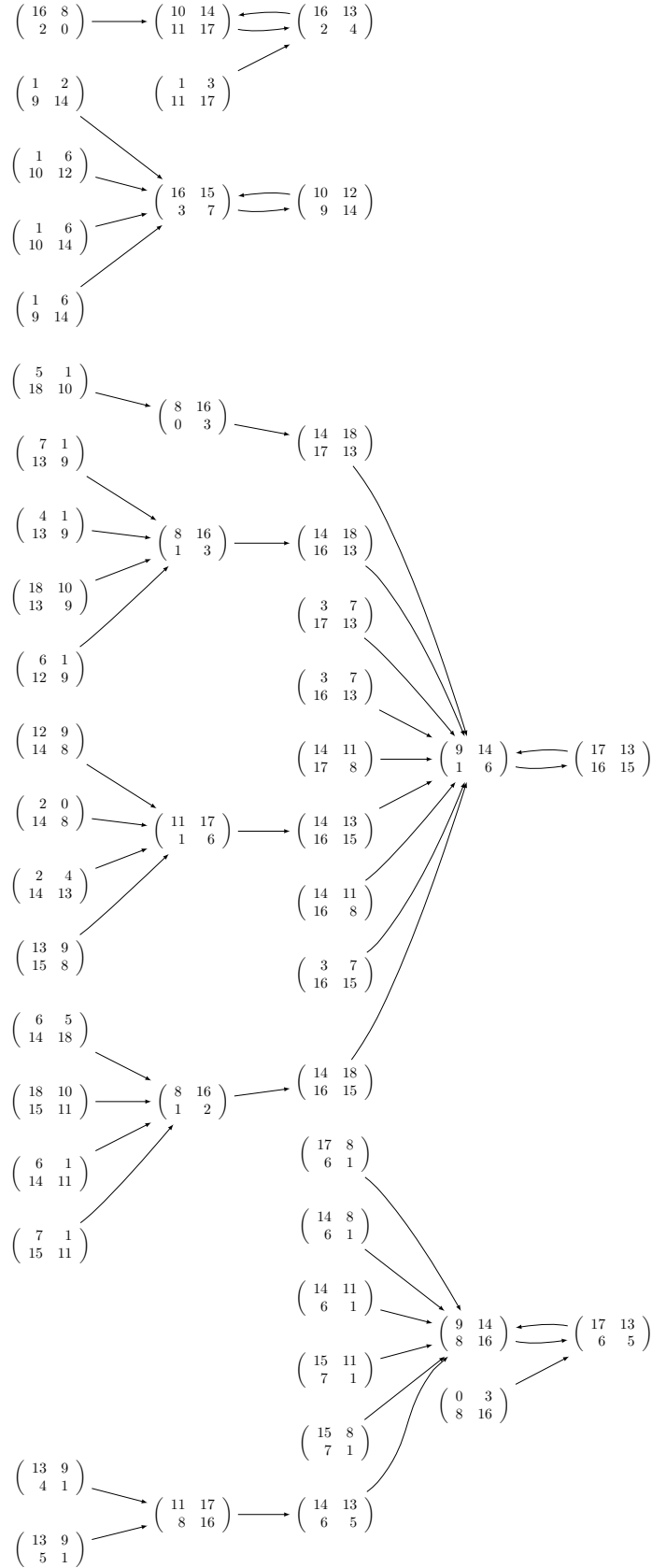


FIGURE 12. The eight fixed point of ω_U are generated by the 2×2 blocks that belong to a recurrent strongly connected component of this graph.

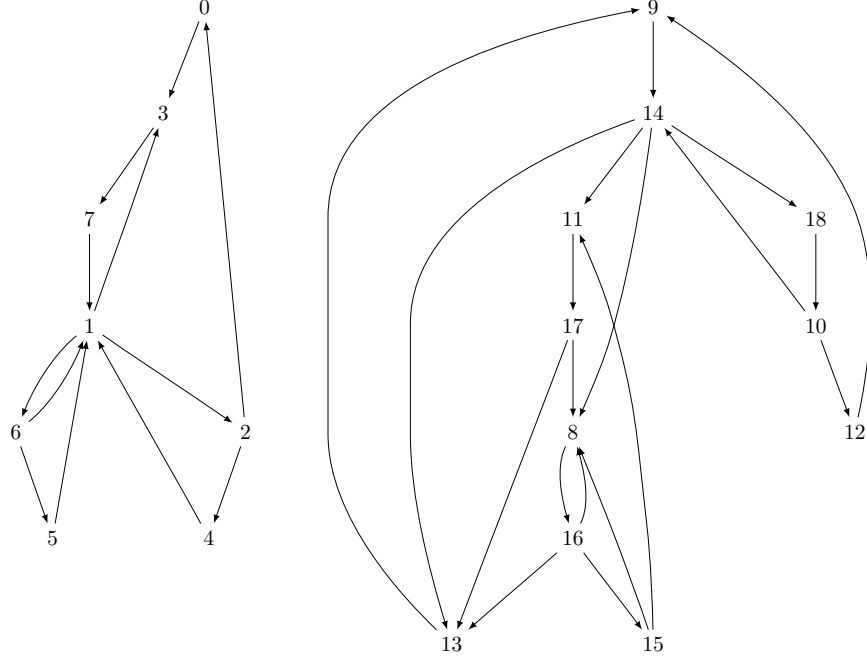


FIGURE 13. The horizontal Rauzy graph for the tiles in $\Omega_{\mathcal{U}}$. There is an arrow $a \rightarrow b$ in the graph with $a, b \in \mathcal{T}_{\mathcal{U}}$ if and only if $a \odot^1 b$ is in the language of $\Omega_{\mathcal{U}}$.

Lemma 28. *Let $u : \mathbb{Z} \rightarrow \mathcal{T}_{\mathcal{U}}$ be a infinite horizontal row of some tiling in $\Omega_{\mathcal{U}}$.*

- (i) $\pi \eta \omega_6 \omega_7 \omega_8 \omega_9 \omega_{10} \omega_{11} \rho(u)$ contains a horizontal fracture of 0's if and only if $u \in \{1, 5, 6\}^{\mathbb{Z}}$.
- (ii) $\pi \eta \omega_6 \omega_7 \omega_8 \omega_9 \omega_{10} \omega_{11} \rho(u)$ contains a horizontal fracture of 1's if and only if $u \in \{8, 15, 16\}^{\mathbb{Z}}$.

Proof. (i) If $u \in \{1, 5, 6\}^{\mathbb{Z}}$, then $\pi \eta \omega_6 \omega_7 \omega_8 \omega_9 \omega_{10} \omega_{11} \rho(u)$ contains a horizontal fracture of 0's. If $\pi \eta \omega_6 \omega_7 \omega_8 \omega_9 \omega_{10} \omega_{11} \rho(u)$ contains a horizontal fracture of 0's, then we see from Figure 16 that $u \in \{0, 1, 4, 5, 6, 9, 10\}^{\mathbb{Z}}$. In the horizontal language of $\Omega_{\mathcal{U}}$ (see Figure 13), the tile 10 is preceded by 18 which has no fracture of 0's and the tile 9 is followed by 14 which has no fracture of 0's. Moreover, the tiles 0 and 4 are preceded by tile 2 which has no fracture of 0's. We conclude that $u \in \{1, 5, 6\}^{\mathbb{Z}}$.

(ii) If $u \in \{8, 15, 16\}^{\mathbb{Z}}$, then $\pi \eta \omega_6 \omega_7 \omega_8 \omega_9 \omega_{10} \omega_{11} \rho(u)$ contains a horizontal fracture of 1's. If $\pi \eta \omega_6 \omega_7 \omega_8 \omega_9 \omega_{10} \omega_{11} \rho(u)$ contains a horizontal fracture of 1's, then we see from Figure 16 that $u \in \{8, 13, 15, 16\}^{\mathbb{Z}}$. In the language of $\Omega_{\mathcal{U}}$ (see Figure 13), the tile 13 is always followed by 9 which has no fracture of 1's. We conclude that $u \in \{8, 15, 16\}^{\mathbb{Z}}$. \square

We can now use the result of the previous section on the fixed points of $\omega_{\mathcal{U}}$ to construct tilings in Ω_4 with horizontal fractures.

Lemma 29. *Let $a \in \{(\begin{smallmatrix} 9 & 14 \\ 8 & 16 \end{smallmatrix}), (\begin{smallmatrix} 9 & 14 \\ 1 & 6 \end{smallmatrix}), (\begin{smallmatrix} 17 & 13 \\ 16 & 15 \end{smallmatrix}), (\begin{smallmatrix} 17 & 13 \\ 6 & 5 \end{smallmatrix})\}$ and $z = \lim_{n \rightarrow \infty} (\omega_{\mathcal{U}})^{2n}(a) \in \Omega_{\mathcal{U}}$ be the fixed point of $\omega_{\mathcal{U}}$ with a at origin. Let*

$$y = \pi \eta \omega_6 \omega_7 \omega_8 \omega_9 \omega_{10} \omega_{11} \rho(z) \in \Omega_4.$$

If $a \in \{(\begin{smallmatrix} 9 & 14 \\ 1 & 6 \end{smallmatrix}), (\begin{smallmatrix} 17 & 13 \\ 6 & 5 \end{smallmatrix})\}$ then y has a horizontal fracture of 0's below the row $k = -1$. If $a \in \{(\begin{smallmatrix} 9 & 14 \\ 8 & 16 \end{smallmatrix}), (\begin{smallmatrix} 17 & 13 \\ 16 & 15 \end{smallmatrix})\}$ then y has a horizontal fracture of 1's below the row $k = -1$.

Proof. The proof follows from Lemma 27 and Lemma 28. \square

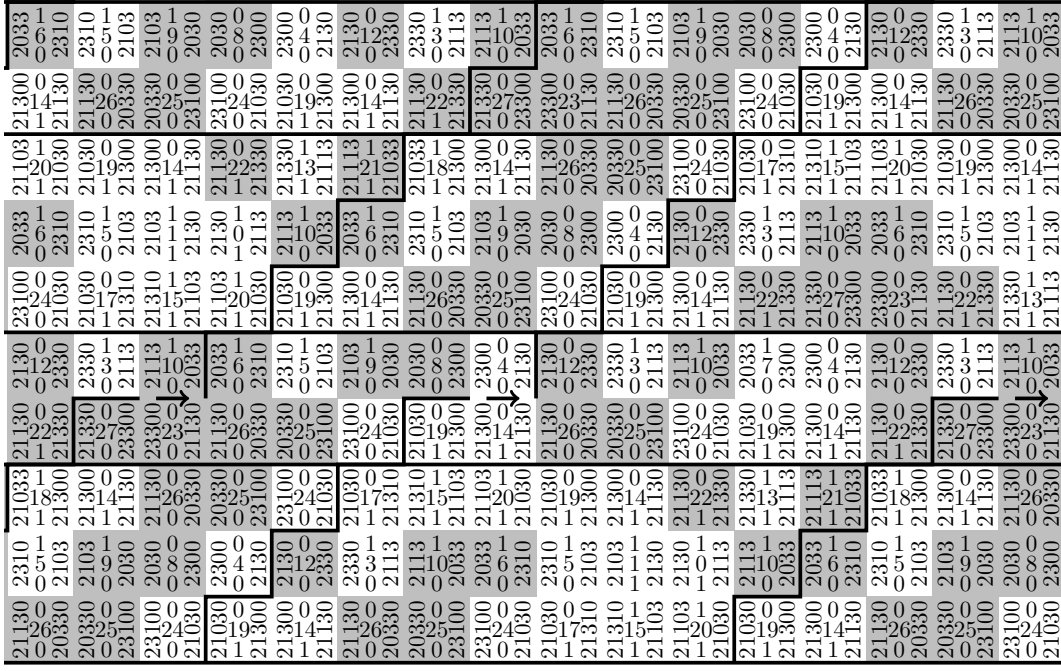


FIGURE 14. The tiling $x = y_0^- \odot^2 (\sigma^{-e_1} y_0^+) \in \Omega_4$ illustrated in the window $[-8, 7] \times [-5, 4]$. The tiles in the set $\pi\eta(M_6)$ are shown with gray background. Those *kind of diagonal markers* appear on lines of slope +1. Those diagonal lines are broken by the shift of the upper half by one unit to the right. Hence $x \notin X_4$.

Consider now two well-chosen tilings in Ω_4 :

$$\begin{aligned} y_0 &= \pi \eta \omega_6 \omega_7 \omega_8 \omega_9 \omega_{10} \omega_{11} \rho(z_0) \in \Omega_4 & \text{with} & & z_0 &= \lim_{n \rightarrow \infty} (\omega_{\mathcal{U}})^{2n} \left(\begin{smallmatrix} 9 & 14 \\ 1 & 6 \end{smallmatrix} \right) \in \Omega_{\mathcal{U}} \text{ and} \\ y_1 &= \pi \eta \omega_6 \omega_7 \omega_8 \omega_9 \omega_{10} \omega_{11} \rho(z_1) \in \Omega_4 & \text{with} & & z_1 &= \lim_{n \rightarrow \infty} (\omega_{\mathcal{U}})^{2n} \left(\begin{smallmatrix} 9 & 14 \\ 8 & 16 \end{smallmatrix} \right) \in \Omega_{\mathcal{U}}. \end{aligned}$$

For any Wang tiling $y : \mathbb{Z} \rightarrow \mathcal{T}$, we define y^+ to be the tiling y restricted to the upper half-plane $\mathbb{Z} \times (\mathbb{N} - 1)$ and y^- to be the tiling y restricted to the lower half-plane $\mathbb{Z} \times (-2 - \mathbb{N})$:

$$y^+ = y|_{\mathbb{Z} \times (\mathbb{N} - 1)} \quad \text{and} \quad y^- = y|_{\mathbb{Z} \times (-2 - \mathbb{N})}.$$

It follows from Lemma 29 that the tiling y_0^+ (resp. y_1^+) is a tiling of the upper half-plane with only color 0 (resp. 1) on the bottom. The tiling y_0^- (resp. y_1^-) is a tiling of the lower half-plane with only color 0 (resp. 1) on the top.

Remark 30. Obviously, the tilings z_0 and z_1 agree on the upper half-plane $\{(m, n) \in \mathbb{Z}^2 \mid n \geq 0\}$ but surprisingly, they also agree on the lower half-plane $\{(m, n) \in \mathbb{Z}^2 \mid n \leq -3\}$. We do not provide a proof of this here as it is not needed for the next results.

Proposition 31. The set $\Omega_4 \setminus X_4$ is nonempty.

Proof. Let $x = y_0^- \odot^2 (\sigma^{-e_1} y_0^+)$. Because of the horizontal fracture of 0's, adjacent edges in the tiling x are still valid. Thus we have $x \in \Omega_4$ is a valid Wang tiling. But $x \notin X_4$. Indeed, any tiling in X_4 is the image under $\pi \circ \eta$ of some tiling in Ω_6 . The image of the marker tiles in M_6 must appear on diagonal lines of slope 1 in the tiling x (recall Figure 10). The fact that the upper half-tiling y^+ is shifted by one horizontal unit breaks the property of diagonal line of markers in x (see Figure 14). Therefore $x \notin X_4$. \square

We can construct an uncountable number of tiling in $\Omega_4 \setminus X_4$. For $i \in \{0, 1\}$, let Y_i^+ (resp. Y_i^-) be the subshift generated by the orbit of y_i^+ (resp. y_i^-) under the action of the horizontal shift $\sigma^{\mathbf{e}_1}$:

$$\begin{aligned} Y_i^+ &= \text{CLOSURE} \left(\left\{ \sigma^{k\mathbf{e}_1} y_i^+ \mid k \in \mathbb{Z} \right\} \right), \\ Y_i^- &= \text{CLOSURE} \left(\left\{ \sigma^{k\mathbf{e}_1} y_i^- \mid k \in \mathbb{Z} \right\} \right). \end{aligned}$$

Any product $u^- \odot^2 u^+$ with $u^- \in Y_i^-$ and $u^+ \in Y_i^+$ belongs to Ω_4 since they match along a horizontal fracture of i 's with $i \in \{0, 1\}$.

Proposition 32. *For $i \in \{0, 1\}$, the subset of tilings in Ω_4 obtained by sliding half-plane along a horizontal fracture of i 's*

$$\overline{Y_i^- \odot^2 Y_i^{+\sigma}} \subset \Omega_4$$

has measure 0.

Proof. Let μ be a shift invariant probability measure on Ω_4 , i.e., $\mu(\sigma^{\mathbf{k}} X) = \mu(X)$ for every measurable subset $X \subset \Omega_4$ and every $\mathbf{k} \in \mathbb{Z}^d$. Let $i \in \{0, 1\}$. We have the following disjoint union

$$\overline{Y_i^- \odot^2 Y_i^{+\sigma}} = \bigsqcup_{k \in \mathbb{Z}} \sigma^{k\mathbf{e}_2} \left(Y_i^- \odot^2 Y_i^+ \right).$$

The union is disjoint since it follows from Lemma 27 that each of these tilings has at most one horizontal fracture of i 's. The set $Y_i^- \odot^2 Y_i^+$ is closed and thus measurable with μ -measure κ . Thus $\mu \left(\overline{Y_i^- \odot^2 Y_i^{+\sigma}} \right) = \sum_{k \in \mathbb{Z}} \kappa$ which is bounded only if $\kappa = 0$. We conclude that $\mu \left(\overline{Y_i^- \odot^2 Y_i^{+\sigma}} \right) = 0$. \square

Conjecture 33. *The tilings in Ω_4 that can not be desubstituted are obtained by sliding along a horizontal fracture of 0 's or 1 's:*

$$\Omega_4 \setminus X_4 = \left(\overline{Y_0^- \odot^2 Y_0^{+\sigma}} \cup \overline{Y_1^- \odot^2 Y_1^{+\sigma}} \right) \setminus \{y_0, y_1, y_2, y_3\}^\sigma.$$

where y_0 and y_1 are defined above and

$$\begin{aligned} y_2 &= \pi \eta \omega_6 \omega_7 \omega_8 \omega_9 \omega_{10} \omega_{11} \rho(z_2) \in \Omega_4 \quad \text{with} \quad z_2 = \lim_{n \rightarrow \infty} (\omega_{\mathcal{U}})^{2n} \left(\begin{smallmatrix} 17 & 13 \\ 16 & 15 \end{smallmatrix} \right) \in \Omega_{\mathcal{U}} \text{ and} \\ y_3 &= \pi \eta \omega_6 \omega_7 \omega_8 \omega_9 \omega_{10} \omega_{11} \rho(z_3) \in \Omega_4 \quad \text{with} \quad z_3 = \lim_{n \rightarrow \infty} (\omega_{\mathcal{U}})^{2n} \left(\begin{smallmatrix} 17 & 13 \\ 6 & 5 \end{smallmatrix} \right) \in \Omega_{\mathcal{U}}. \end{aligned}$$

To prove that conjecture, which implies Conjecture 5, we need to prove that the transducer associated to the Wang tile set \mathcal{T}_8 (with each occurrence of 5 and 6 in horizontal colors replaced by 1 and 0 respectively) is *synchronized* for some definition of synchronization. Informally, if a word $v = v_0 v_1 \dots v_k = v'_0 v'_1 \dots v'_k$ is simultaneously the output of some computation

$$a_0 \xrightarrow{u_0|v_0} a_1 \xrightarrow{u_1|v_1} a_2 \dots \xrightarrow{u_{k-1}|v_{k-1}} a_k$$

and the input of some computation

$$b_0 \xrightarrow{v'_0|w_0} b_1 \xrightarrow{v'_1|w_1} b_2 \dots \xrightarrow{v'_{k'-1}|w_{k'-1}} b_{k'}$$

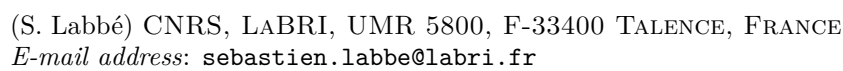
then $k = k'$ and $v_i = v'_i$ for every i with $1 \leq i \leq k$, then we say that the transducer is synchronized on the word v . We need to show that the only arbitrarily large words for which the transducer \mathcal{T}_8 is not synchronized are those of the form 00000... or 111111.... Some partial results were found in that direction but they were insufficient to prove the conjecture.

References and appendix

REFERENCES

- [ATY17] S. Akiyama, B. Tan, and H. Yuasa. On B. Mossé’s unilateral recognizability theorem. December 2017. [arxiv:1801.03536](#).
- [BD14] V. Berthé and V. Delecroix. Beyond substitutive dynamical systems: S -adic expansions. In *Numeration and substitution 2012*, RIMS Kôkyûroku Bessatsu, B46, pages 81–123. Res. Inst. Math. Sci. (RIMS), Kyoto, 2014.
- [Ber65] R. Berger. *The undecidability of the domino problem*. ProQuest LLC, Ann Arbor, MI, 1965. Thesis (Ph.D.)—Harvard University.
- [BG13] M. Baake and U. Grimm. *Aperiodic order. Vol. 1*, volume 149 of *Encyclopedia of Mathematics and its Applications*. Cambridge University Press, Cambridge, 2013.
- [BR10] V. Berthé and M. Rigo, editors. *Combinatorics, automata and number theory*, volume 135 of *Encyclopedia of Mathematics and its Applications*. Cambridge University Press, Cambridge, 2010.
- [BSTY17] V. Berthé, W. Steiner, J. Thuswaldner, and R. Yassawi. Recognizability for sequences of morphisms. April 2017. [arxiv:1705.00167](#).
- [CHLL12] H.-H. Chen, W.-G. Hu, D.-J. Lai, and S.-S. Lin. Decidability of plane edge coloring with three colors. October 2012. [arxiv:1210.6712](#).
- [CKR10] E. Charlier, T. Kärki, and M. Rigo. Multidimensional generalized automatic sequences and shape-symmetric morphic words. *Discrete Math.*, 310(6-7):1238–1252, 2010.
- [Cul96] K. Culik, II. An aperiodic set of 13 Wang tiles. *Discrete Math.*, 160(1-3):245–251, 1996.
- [Fra17] N. P. Frank. Introduction to hierarchical tiling dynamical systems. In *Tiling and Recurrence, December 4-8 2017, CIRM (Marseille Luminy, France)*. 2017.
- [FS14] N. P. Frank and L. Sadun. Fusion: a general framework for hierarchical tilings of \mathbb{R}^d . *Geom. Dedicata*, 171:149–186, 2014.
- [GJS12] F. Gähler, A. Julien, and J. Savinien. Combinatorics and topology of the Robinson tiling. *Comptes Rendus Mathématique*, 350(11):627 – 631, 2012.
- [GO18] L. Gurobi Optimization. Gurobi optimizer reference manual, 2018. <http://www.gurobi.com>.
- [GS87] B. Grünbaum and G. C. Shephard. *Tilings and patterns*. W. H. Freeman and Company, New York, 1987.
- [Jea17] E. Jeandel. Undecidability of the domino problem. In *Tiling and Recurrence, December 4-8 2017, CIRM (Marseille Luminy, France)*. 2017.
- [JR15] E. Jeandel and M. Rao. An aperiodic set of 11 Wang tiles. June 2015. [arxiv:1506.06492](#).
- [Kar96] J. Kari. A small aperiodic set of Wang tiles. *Discrete Math.*, 160(1-3):259–264, 1996.
- [Knu69] D. E. Knuth. *The art of computer programming. Vol. 1: Fundamental algorithms*. Second printing. Addison-Wesley Publishing Co., Reading, Mass.-London-Don Mills, Ont, 1969.
- [Lab18] S. Labbé. A self-similar aperiodic set of 19 Wang tiles. *Geom. Dedicata*, 2018. <https://doi.org/10.1007/s10711-018-0384-8>.
- [Lab19] S. Labbé. S. Labbé’s Research Code (Version 0.5). <https://pypi.python.org/pypi/slabbe/>, 2019.
- [LM95] D. Lind and B. Marcus. *An introduction to symbolic dynamics and coding*. Cambridge University Press, Cambridge, 1995.
- [Mos92] B. Mossé. Puissances de mots et reconnaissabilité des points fixes d’une substitution. *Theoret. Comput. Sci.*, 99(2):327–334, 1992.
- [Moz89] S. Mozes. Tilings, substitution systems and dynamical systems generated by them. *J. Analyse Math.*, 53:139–186, 1989.
- [Oll08] N. Ollinger. Two-by-two substitution systems and the undecidability of the domino problem. In *Logic and theory of algorithms*, volume 5028 of *Lecture Notes in Comput. Sci.*, pages 476–485. Springer, Berlin, 2008.
- [Rob71] R. M. Robinson. Undecidability and nonperiodicity for tilings of the plane. *Invent. Math.*, 12:177–209, 1971.
- [Sad08] L. Sadun. *Topology of Tiling Spaces*. University lecture series. American Mathematical Society, 2008.
- [Sag19] Sage Developers. *SageMath, the Sage Mathematics Software System (Version 8.7)*, 2019. <http://www.sagemath.org>.
- [Sch01] K. Schmidt. Multi-dimensional symbolic dynamical systems. In *Codes, systems, and graphical models (Minneapolis, MN, 1999)*, volume 123 of *IMA Vol. Math. Appl.*, pages 67–82. Springer, New York, 2001.
- [Sol97] B. Solomyak. Dynamics of self-similar tilings. *Ergodic Theory Dynam. Systems*, 17(3):695–738, 1997.

- [Sol98] B. Solomyak. Nonperiodicity implies unique composition for self-similar translationally finite tilings. *Discrete Comput. Geom.*, 20(2):265–279, 1998.
- [Wan61] H. Wang. Proving Theorems by Pattern Recognition — II. *Bell System Technical Journal*, 40(1):1–41, January 1961.



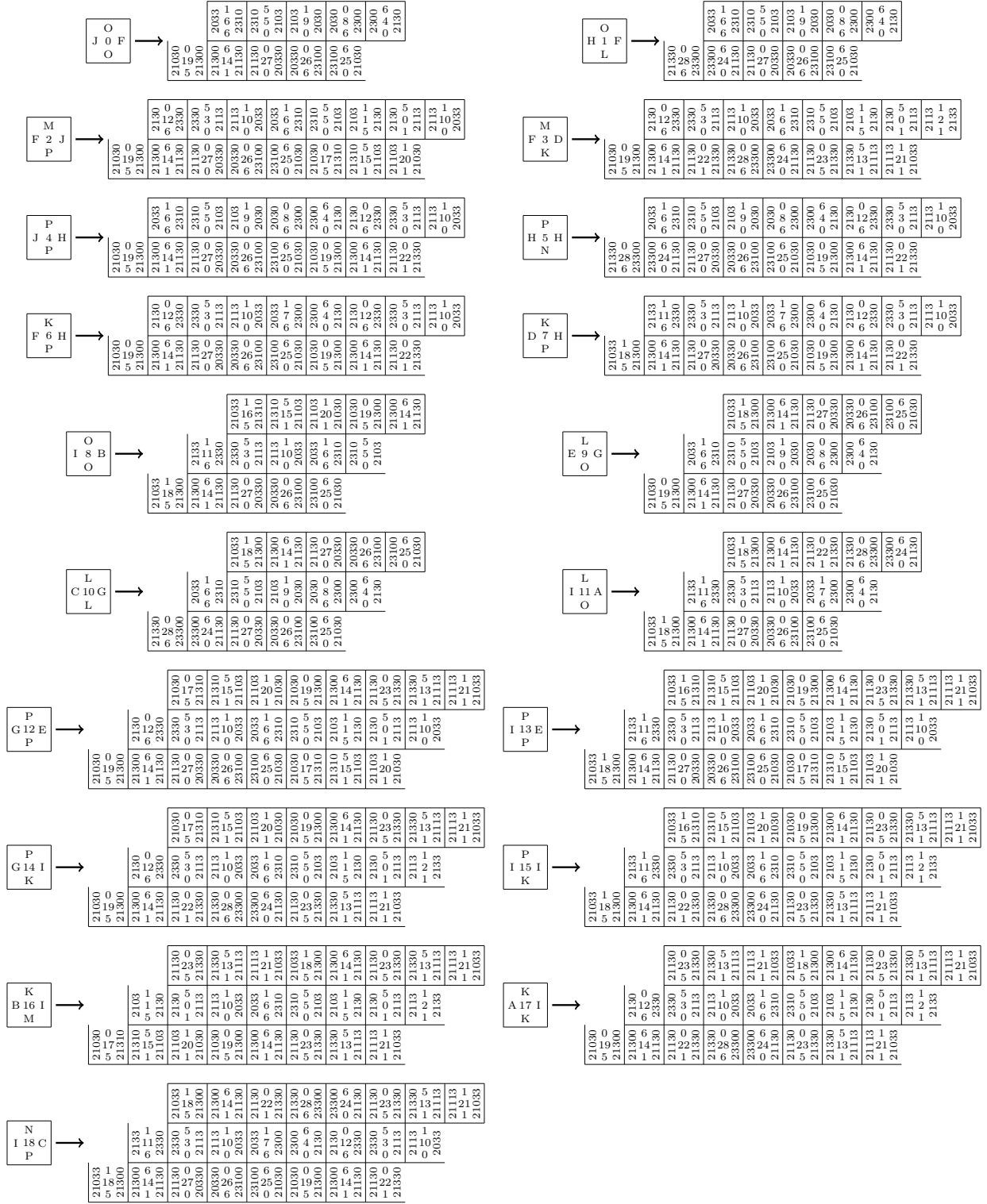



FIGURE 16. The morphism $\eta \omega_6 \omega_7 \omega_8 \omega_9 \omega_{10} \omega_{11} \rho : \Omega_{\mathcal{U}} \rightarrow \Omega_5$ is recognizable and onto up to a shift. The map $\pi : \Omega_5 \rightarrow \Omega_4$ then replaces horizontal colors 5 and 6 by 1 and 0 respectively which creates horizontal fractures of 0's in the image of tiles numbered 1, 5 and 6 and horizontal fractures of 1's in the images of tiles numbered 8, 15 and 16.

FIGURE 17. The morphism $\omega_0 \omega_1 \omega_2 \omega_3 \pi \eta \omega_6 \omega_7 \omega_8 \omega_9 \omega_{10} \omega_{11} \rho : \Omega_{\mathcal{U}} \rightarrow \Omega_0$.