

INDEPENDENCE OF YOSHIKAWA EIGHTH MOVE AND A MINIMAL GENERATING SET OF BAND MOVES

MICHAŁ JABŁONOWSKI

ABSTRACT. Yoshikawa moves were introduced at least quarter-century ago and are still actively used by researchers. For any marked graph diagram we will define its twisted diagram and its mirror cut surface. By using a surface-link group of a mirror cut surface of a twisted diagram we will prove the independence of Yoshikawa eighth move. As a consequence we will establish a minimal generating set of band moves for links with bands.

1. INTRODUCTION

A surface-link is a closed 2-manifold smoothly (or piecewise linearly and locally flatly) embedded in the Euclidean 4-space. A marked graph diagram is a link diagram possibly with 4-valent vertices equipped with markers that can represent a surface-link.

It is known that the set of ten types of moves $\{\Omega_1, \dots, \Omega_8, \Omega'_4, \Omega'_6\}$ (presented in Fig. 3), called Yoshikawa moves, is a generating set of moves that relates two marked graph diagrams presenting equivalent surface-links. In ([3], [4]) it is shown that any Yoshikawa move from the set $\{\Omega_1, \Omega_2, \Omega_3, \Omega_6, \Omega'_6, \Omega_7\}$ is independent from the other nine types. It is an open problem (see [4]) whether the move Ω_8 is independent from the other Yoshikawa moves.

We can translate the marked graph diagrams in \mathbb{R}^2 to links with bands in \mathbb{R}^3 , then instead of ten types of moves we have the set of four generating types of moves $\{M_1, M_2, M_3, M_4\}$ (presented in Fig. 13). Therefore, independence of some Yoshikawa moves leads us to obtain a minimal generating set of moves on links with bands. We will prove the following two main theorems.

Theorem 1. *The Yoshikawa move Ω_8 cannot be realized by a finite sequence of Yoshikawa moves of the other nine types.*

Date: December 19, 2019.

2010 Mathematics Subject Classification. 57Q45.

Key words and phrases. marked graph diagram, surface-link, ch-diagram, link with bands, Yoshikawa moves, mirror cut surface, twisted diagram.

Theorem 2. *The set $\{M_1, M_2, M_3, M_4\}$ is a minimal generating set of moves on links with bands.*

This paper is organized as follows. In Sec. 2, we review marked graphs corresponding to surface-links in the hyperbolic splitting position and their diagrams. In Sec. 3 for any marked graph diagram we will define its twisted diagram and its mirror cut surface. By using a surface-link group of a mirror cut surface of a twisted diagram we will prove Thm. 1. In Sec. 4 we will prove Thm. 2.

2. PRELIMINARIES

Throughout this paper, we work in the standard smooth category. An embedding (or its image) of a closed (i.e. compact, without boundary) surface F into \mathbb{R}^4 is called a *surface-link* (or *surface-knot* if it is connected). Two surface-links are *equivalent* (or have the same *type*, which is denoted also by \cong) if there exists an orientation preserving homeomorphism of the four-space \mathbb{R}^4 to itself (or equivalently auto-homeomorphism of the four-sphere S^4), mapping one of those surfaces onto the other.

We will use a word *classical*, thinking about theory of embeddings of circles $S^1 \sqcup \dots \sqcup S^1 \hookrightarrow \mathbb{R}^3$ modulo ambient isotopy in \mathbb{R}^3 with their planar or spherical generic projections.

To describe a knotted surface in \mathbb{R}^4 , we will use transverse cross-sections $\mathbb{R}^3 \times \{t\} \subset \mathbb{R}^4$ for $t \in \mathbb{R}$, denoted by \mathbb{R}_t^3 . This method introduced by Fox and Milnor was presented in [1].

It is well-known ([8], [6], [5]) that any surface-link F admits a *hyperbolic splitting*, i.e. there exists a surface-link F' satisfying the following: F' is equivalent to F and has only finitely many Morse's critical points, all maximal points of F' lie in \mathbb{R}_1^3 , all minimal points of F' lie in \mathbb{R}_{-1}^3 , all saddle points of F' lie in \mathbb{R}_0^3 .

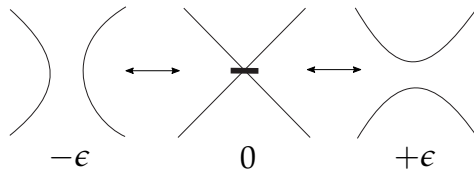


FIGURE 1. Rules for smoothing a marker.

The zero section $\mathbb{R}_0^3 \cap F'$ of the surface F' in the hyperbolic splitting described above gives us then a 4-regular graph. We assign to each vertex a *marker* that informs us about one of the two possible

types of saddle points (see Fig. 1) depending on the shape of the section $\mathbb{R}^3_{-\epsilon} \cap F'$ or $\mathbb{R}^3_{\epsilon} \cap F'$ for a small real number $\epsilon > 0$. The resulting (rigid-vertex) graph is called a *marked graph* presenting F .

Making a projection in general position of this graph to $\mathbb{R}^2 \times \{0\} \times \{0\} \subset \mathbb{R}^4$ and assigning types of classical crossings between regular arcs, we obtain a *marked graph diagram*. For a marked graph diagram D , we denote by $L_+(D)$ and $L_-(D)$ the classical link diagrams obtained from D by smoothing every vertex as presented in Fig. 1 for $+\epsilon$ and $-\epsilon$ case respectively. We call $L_+(D)$ and $L_-(D)$ the *positive resolution* and the *negative resolution* of D , respectively.

Any abstractly created marked graph diagram is a *ch-diagram* (or it is *admissible*) if and only if both its resolutions are trivial classical link diagrams.

A *band* on a link L is an image of an embedding $b : I \times I \rightarrow \mathbb{R}^3$ intersecting the link L precisely in the subset $b(\partial I \times I)$. A *link with bands* LB in \mathbb{R}^3 is a pair (L, B) consisting of a link L in \mathbb{R}^3 and a finite set $B = \{b_1, \dots, b_n\}$ of pairwise disjoint n bands spanning L .

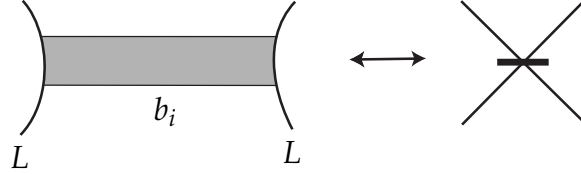


FIGURE 2. A band corresponding to a marked vertex.

By an ambient isotopy of \mathbb{R}^3 , we shorten the bands of a link with bands LB so that each band is contained in a small 2-disk. Replacing the neighborhood of each band to the neighborhood of a marked vertex as in Fig. 2, we obtain a marked graph, called a *marked graph associated with LB* . Conversely, when a marked graph G in \mathbb{R}^3 is given, by replacing each marked vertex with a band as in Fig. 2, we obtain a link with bands $LB(G)$, called a *link with bands associated with G* .

Let D be a ch-diagram with associated link with bands $LB(D) = (L, B)$, $L = L_-(D)$, $B = \{b_1, \dots, b_n\}$ and $\Delta_1, \dots, \Delta_a \subset \mathbb{R}^3$ be mutually disjoint 2-disks with $\partial(\cup_{j=1}^a \Delta_j) = L_+(D)$, and let $\Delta'_1, \dots, \Delta'_b \subset \mathbb{R}^3$ be mutually disjoint 2-disks with $\partial(\cup_{k=1}^b \Delta'_k) = L_-(D)$. We define $\mathcal{S}(D) \subset \mathbb{R}^3 \times \mathbb{R} = \mathbb{R}^4$ a *surface-link corresponding to diagram D* by the following cross-sections.

$$(\mathbb{R}_t^3, \mathcal{S}(D) \cap \mathbb{R}_t^3) = \begin{cases} (\mathbb{R}^3, \emptyset) & \text{for } t > 1, \\ (\mathbb{R}^3, L_+(D) \cup (\cup_{j=1}^a \Delta_j)) & \text{for } t = 1, \\ (\mathbb{R}^3, L_+(D)) & \text{for } 0 < t < 1, \\ (\mathbb{R}^3, L_-(D) \cup (\cup_{i=1}^n b_i)) & \text{for } t = 0, \\ (\mathbb{R}^3, L_-(D)) & \text{for } -1 < t < 0, \\ (\mathbb{R}^3, L_-(D) \cup (\cup_{k=1}^b \Delta'_k)) & \text{for } t = -1, \\ (\mathbb{R}^3, \emptyset) & \text{for } t < -1. \end{cases}$$

It is known that the surface-knot type of $S(D)$ does not depend on choices of trivial disks (cf. [6]). It is straightforward from the construction of $S(D)$ that D is a marked graph diagram presenting $S(D)$.

In [10] Yoshikawa introduced local moves on admissible marked graph diagrams that do not change corresponding surface-link types and conjectured that the converse is also true. It was resolved ([9], [7], [4]) as follows. Any two marked graph diagrams representing the same type of surface-link are related by a finite sequence of Yoshikawa local moves presented in Fig. 3 and an isotopy of the diagram in \mathbb{R}^2 .

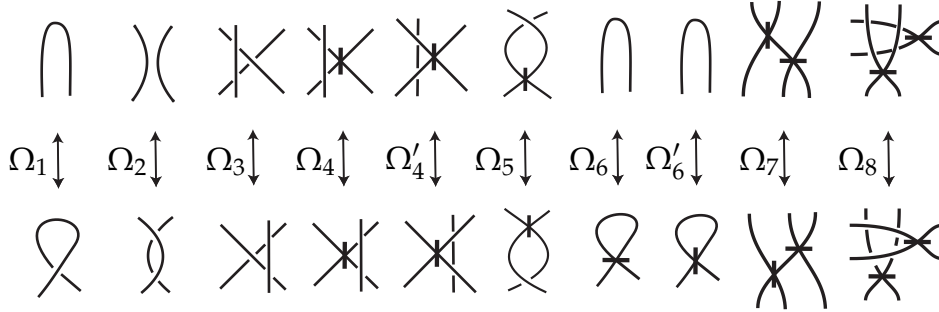


FIGURE 3. A set of Yoshikawa moves.

An orientable surface-link in \mathbb{R}^4 is *unknotted* if it is equivalent to a surface embedded in $\mathbb{R}^3 \times \{0\} \subset \mathbb{R}^4$. A marked graph diagram for an unknotted *standard sphere* \mathbb{S}^2 is shown in Fig. 4(a), an unknotted *standard torus* \mathbb{T}^2 is in Fig. 4(d).

An embedded projective plane \mathbb{P}^2 in \mathbb{R}^4 is *unknotted* if it is equivalent to a surface whose marked graph diagram is of an unknotted *standard projective plane*, which depicted in Fig. 4(b) (resp. Fig. 4(c))

is a *positive* \mathbb{P}_+^2 (resp. a *negative* \mathbb{P}_-^2). A non-orientable surface-knot is *unknotted* if it is equivalent to some finite connected sum of unknotted projective planes.

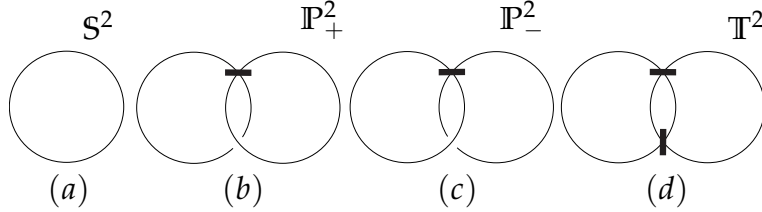


FIGURE 4. Examples of the unknotted surfaces.

Proposition 3 ([10]). *The relations H1, H2, H3, H4 presented in Fig. 5 applied on ch-diagrams do not change the type of associated surface-link.*

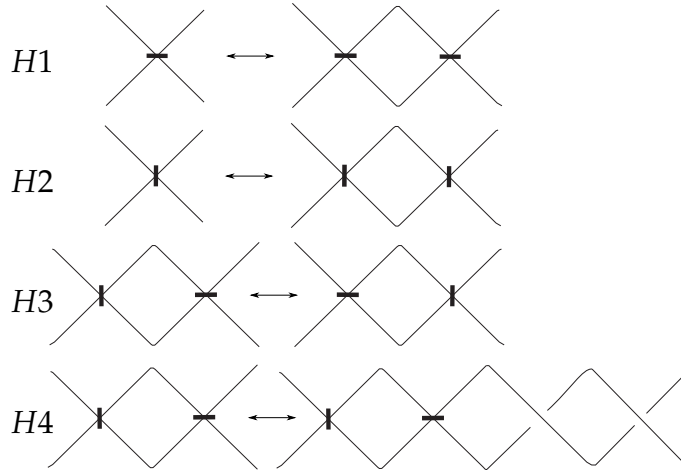


FIGURE 5. Additional Yoshikawa relations.

3. INDEPENDENCE OF YOSHIKAWA EIGHTH MOVE

A *standard stabilization/destabilization* is defined by adding/deleting an unknotted handle attached locally. The *surface-link group* of a surface-link F , denoted by $Gr(F)$, is the fundamental group $\pi_1(\mathbb{R}^4 \setminus \text{int}(N(F)))$ where $N(F)$ is a tubular neighborhood of F .

Definition 4. Let D be a marked graph diagram such that $L_-(D)$ is a trivial link and let $\Delta'_1, \dots, \Delta'_b \subset \mathbb{R}^3$ be mutually disjoint 2-disks

with $\partial(\cup_{k=1}^b \Delta'_k) = L_-(D)$. Denote by $LB(D)$ the associated link with bounds (L, B) with $L = L_-(D)$ and $B = \{b_1, \dots, b_n\}$, and let $B^* = \{b_1^*, \dots, b_n^*\}$ be the dual bands of B (associated to changing corresponding markers to their second type). We define a *mirror cut surface* of D denoted by $MC(D) \subset \mathbb{R}^3 \times \mathbb{R} = \mathbb{R}^4$ as a surface-link defined by the following cross-sections.

$$(\mathbb{R}_t^3, MC(D) \cap \mathbb{R}_t^3) = \begin{cases} (\mathbb{R}^3, \emptyset) & \text{for } t > 2, \\ (\mathbb{R}^3, L_-(D) \cup (\cup_{k=1}^b \Delta'_k)) & \text{for } t = 2, \\ (\mathbb{R}^3, L_-(D)) & \text{for } 1 < t < 2, \\ (\mathbb{R}^3, L_+(D) \cup (\cup_{i=1}^n b_i^*)) & \text{for } t = 1, \\ (\mathbb{R}^3, L_+(D)) & \text{for } 0 < t < 1, \\ (\mathbb{R}^3, L_-(D) \cup (\cup_{i=1}^n b_i)) & \text{for } t = 0, \\ (\mathbb{R}^3, L_-(D)) & \text{for } -1 < t < 0, \\ (\mathbb{R}^3, L_-(D) \cup (\cup_{k=1}^b \Delta'_k)) & \text{for } t = -1, \\ (\mathbb{R}^3, \emptyset) & \text{for } t < -1. \end{cases}$$

The mirror cut surface of a given diagram D can be intuitively seen as the result after making cut of the surface-link $\mathcal{S}(D)$ corresponding to D in the level of $t = \frac{1}{2}$, making copy of its lower part and gluing it with the mirror image of its copy by their common boundary link $L_+(D)$. In other words put a mirror in the cut level and see the whole surface-link from below. A depiction of saddles in the middle cross-sections is presented in Fig. 6.

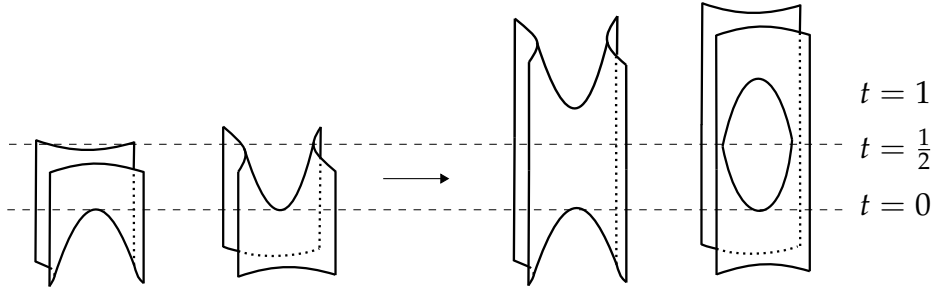


FIGURE 6. Saddles change by the mirror cut transformation.

Definition 5. For a marked graph diagram D , let $\mathcal{O}(D)$ denote the set of all possible orientations of $L_-(D)$. For a fixed $o \in \mathcal{O}(D)$, define *twisted graph diagram* of D denoted by D^t as follows. If in a neighborhood of a marked vertex of D , the orientation of strands are coherent (see the top of Fig. 7), call this vertex *type d* and do

not change diagram D^t in the neighborhood. If the corresponding orientation near a marked vertex in D is non-coherent, see the left-bottom of Fig. 7, then call this vertex *type e* and change it by adding a classical crossing as shown in the right-bottom of the figure. Note that the marked graph diagram D^t may not be admissible.

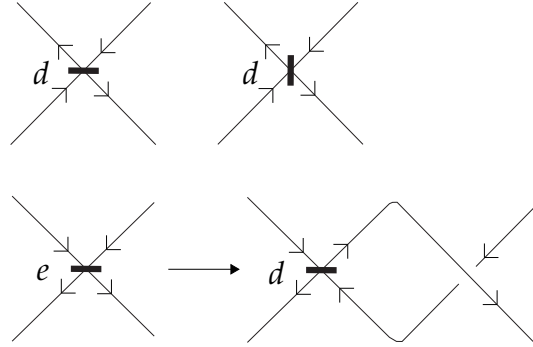


FIGURE 7. Rules for twisting a marked graph diagram.

By ambient isotopy in \mathbb{R}^4 we can obtain the following ch-diagram of the hyperbolic splitting of the mirror cut surface for the twisted ch-diagram.

Proposition 6. *Let D be a ch-diagram with a fixed $o \in \mathcal{O}(D)$. A marked graph diagram presenting $MC(D^t)$, denoted by $\mathcal{W}(D)$ can be obtained by replacing each marked vertex from D by the rule presenting in Fig. 8, with the orientation in the neighborhood of the new vertex induced from o .*

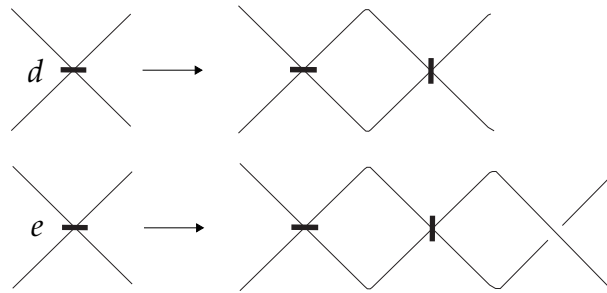


FIGURE 8. A marked graph diagram presentation of $\mathcal{W}(D)$.

Remark 7. Note that the moves from Prop. 3 can be obtained by a combination of only Yoshikawa types of moves $\Omega_1, \dots, \Omega_7, \Omega'_4, \Omega'_6$

and ambient isotopy in \mathbb{R}^2 . If we change the order of marked crossings and classical crossings appeared in the bottom-right picture in Fig. 8, the local diagram can be transformed into the shape shown in the bottom-right picture in Fig. 8 by using $H3, H4, \Omega_2, \Omega_5$.

Lemma 8. *Let V be a set of marked vertices of a marked graph diagram D_1 presenting a surface-link F_1 . Define D_2 as a graph diagram obtained by switching markers on each vertex from V to its second type (i.e. rotating them by 90° around vertex). If D_2 is a ch-diagram (i.e. is admissible) presenting surface-link F_2 then $Gr(F_2) \cong Gr(F_1)$.*

Proof. By the group calculation method presented in [1] we see that the presentation relations remains the same when markers type are switched and the corresponding surface is still closed. So the surface-link group (obtained from a marked graph diagram) cannot detect types of markers, as long as the diagram remains admissible. \square

Remark 9. As a consequence of Lem. 8 and Prop. 3, and by looking at Yoshikawa table of surface-link marked graph diagrams [10] we can simply obtain (without calculations) the following isomorphisms $Gr(2_1^1) \cong Gr(0_1)$ and $Gr(10_1^{-2,-2}) \cong Gr(8_1^{-1,-1})$.

Considering a marked graph diagram of the unknotted standard torus presented in Fig. 4(d), this together with Lem. 8 and Prop. 3 yields the following.

Corollary 10. *A standard stabilization/destabilization of a surface-link does not change its group.*

For a ch-diagram D let us define a map $\mathcal{M}(D)$ as a (unordered) set over all possible orientations

$$\mathcal{M}(D) = \{Gr(MC(D^t)) \mid o \in \mathcal{O}(D)\}.$$

Proposition 11. *For a marked graph diagram D the set $\mathcal{M}(D)$ is an invariant of nine Yoshikawa type of moves $\Omega_1, \dots, \Omega_7, \Omega'_4, \Omega'_6$.*

Proof. For a fixed $o \in \mathcal{O}(D)$ we investigate how this nine Yoshikawa moves performed on a diagram D changes the marked graph diagram $\mathcal{W}(D)$ obtained as in Prop. 6. It is clear that moves $\Omega_1, \Omega_2, \Omega_3$ do not change the type of surface-link $S(\mathcal{W}(D)) \cong MC(D^t)$ because this move do not involve marked vertices. Performing moves Ω_4, Ω'_4 on D produces changes on $\mathcal{W}(D)$ that can be easily obtained using moves $\Omega_1, \dots, \Omega_4, \Omega'_4$, no matter what the type d or e the involved marked vertex was.

We see that in the case of Ω_5 move the diagram $\mathcal{W}(D)$ is changed by moves that can be generated by the moves $\Omega_1, \dots, \Omega_5, \Omega'_4$, because in this case the orientation type (d or e) of involved marked vertex does not change, and this transformation can be done by an ambient isotopy in \mathbb{R}^3 .

Let us proceed to moves Ω_6, Ω'_6 on the diagram D , the corresponding changes on $\mathcal{W}(D)$ are shown in Fig. 9. We see that in the case of Ω_6 move the surface-link $S(\mathcal{W}(D))$ is changed by a standard stabilization/destabilization, because the marked vertex involved has to be of type d , so by Cor. 10 the group $Gr(S(\mathcal{W}(D)))$ does not change its isomorphism class. In the case of Ω'_6 move the diagram $\mathcal{W}(D)$ is changed by moves that can be generated by the moves $\Omega_1, \Omega_6, \Omega'_6$.

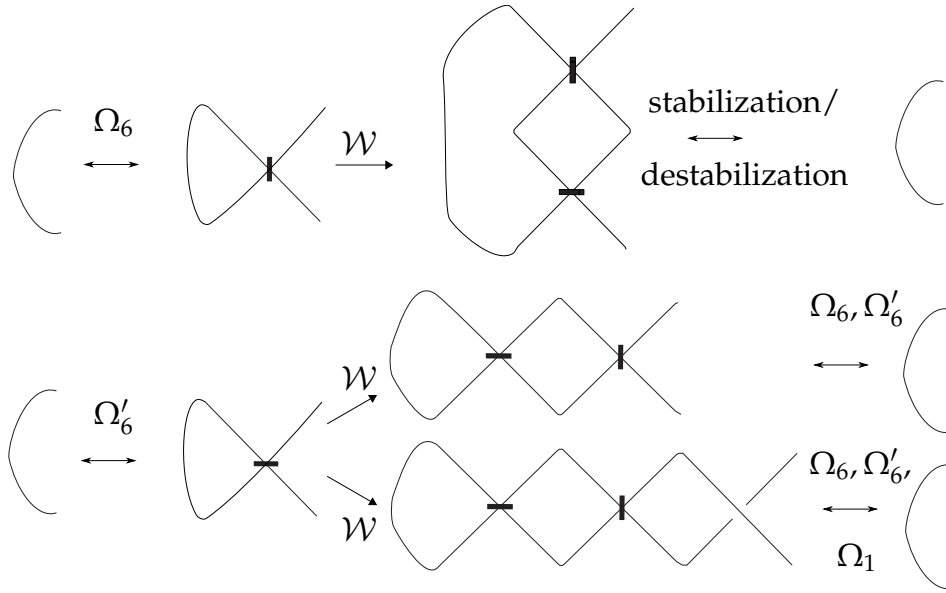
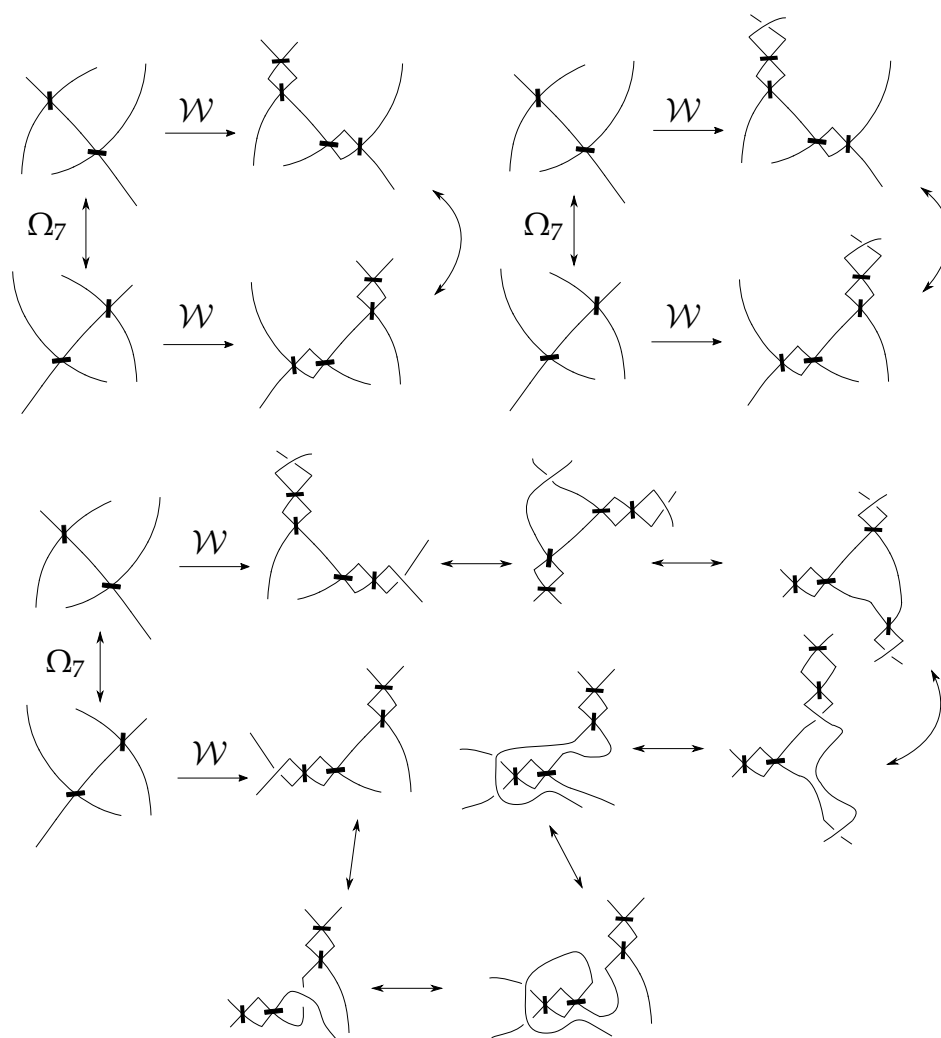


FIGURE 9. Changes by Ω_6 and Ω'_6 moves.

Finally, we investigate the change on $\mathcal{W}(D)$ by performing Ω_7 move on the diagram D which is depicted in Fig. 10, where (taking additionally their mirror images) all the possible cases are covered. We see there that transformations (two-sided arrows) follow from moves $H3, H4, \Omega_1, \dots, \Omega_5, \Omega'_4, \Omega_7$. The case where all four marked vertex involved in move Ω_7 are of type e cannot occur as a consequence of definition of type e and investigation of all possible cases of types of orientations of classical link $L_-(D)$ involved in the move.

FIGURE 10. Changes by Ω_7 move.

□

Proof of Thm. 1. Let D_1 and D_2 be two ch-diagrams presented in Fig. 11. They are diagrams of equivalent surface-links of $S^2 \sqcup \mathbb{P}_-^2$ as they differ by just one Yoshikawa move (four of classical crossings are changed). However, $\mathcal{M}(D_1) \neq \mathcal{M}(D_2)$, because the set of the multivariable first elementary ideals for the corresponding elements in $\mathcal{M}(D_1)$ is $\{\langle 0 \rangle\}$ and for $\mathcal{M}(D_2)$ is $\{\langle (x+1)(x-1), (x+1)(y-1) \rangle\}$. Therefore, by Prop. 11 diagram

D_1 cannot be transformed into D_2 by using nine Yoshikawa types of moves $\Omega_1, \dots, \Omega_7, \Omega'_4, \Omega'_6$ and ambient isotopy in \mathbb{R}^2 .

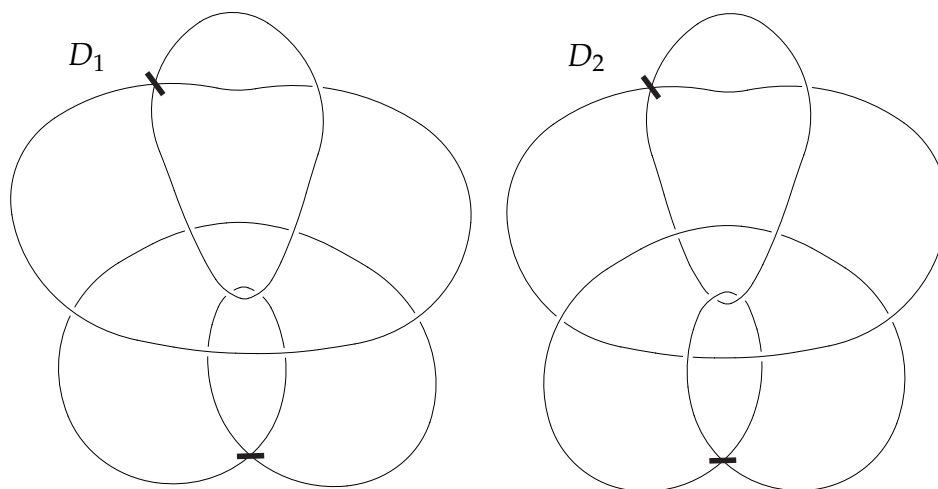


FIGURE 11. Diagrams D_1 and D_2 .

□

4. A MINIMAL GENERATING SET OF BAND MOVES

Examples of the links with bands of the unknotted surfaces are presented in Fig. 12, for the examples of nontrivial links with bands refer to [2].

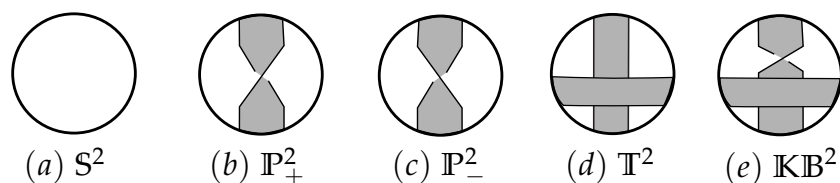


FIGURE 12. Examples of the unknotted surfaces.

We have the analogous (to the marked graph diagram case) moves for links with bands ([9], [7]), i.e. any two links with bands representing the same type of surface-link are related by a finite sequence of local moves presented in Fig. 13 (and an isotopy in \mathbb{R}^3). The moves M_1, M_2, M_3, M_4 are called *cup move*, *cap move*, *band-slide*, *band-pass* respectively.

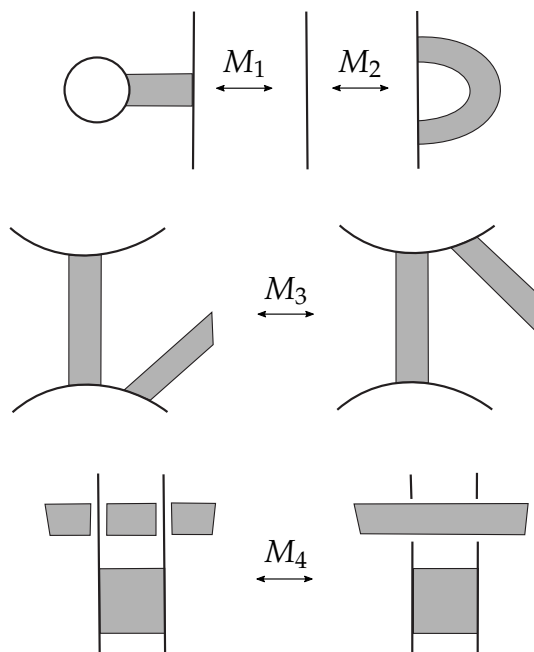


FIGURE 13. Allowed moves on a link with bands.

Proof of Thm. 2. It follows directly from the correspondence between markers and bands (see Fig. 2), correspondence between moves M_1, M_2, M_3, M_4 and $\Omega'_6, \Omega_6, \Omega_7, \Omega_8$ respectively and the independence of any move from the set $\{\Omega_6, \Omega'_6, \Omega_7, \Omega_8\}$ from the other nine types of Yoshikawa moves.

□

REFERENCES

- [1] R.H. Fox, A quick trip through knot theory, in *Topology of 3-manifolds and related topics* (Prentice-Hall, 1962), 120-167.
- [2] M. Jabłonowski, *On a banded link presentation of knotted surfaces*, *J. Knot Theory Ramifications* **25** (2016), 1640004. (11 pages).
- [3] Y. Joung, J. Kim and S. Y. Lee, Ideal coset invariants for surface-links in \mathbb{R}^4 , *J. Knot Theory Ramifications* **22** (2013), 1350052. (25 pages).
- [4] Y. Joung, J. Kim and S. Y. Lee, On generating sets of Yoshikawa moves for marked graph diagrams of surface-links, *J. Knot Theory Ramifications* **24** (2015), 1550018. (21 pages)
- [5] S. Kamada, Non-orientable surfaces in 4-space, *Osaka J. Math.* **26** (1989), 367-385.
- [6] A. Kawauchi, T. Shibuya, and S. Suzuki, Descriptions on surfaces in four-space, I; Normal forms, *Math. Sem. Notes Kobe Univ.* **10** (1982), 72-125.

- [7] C. Kearton, V. Kurlin, All 2-dimensional links in 4-space live inside a universal 3-dimensional polyhedron, *Algebraic and Geometric Topology* **8**(3) (2008), 1223-1247.
- [8] S.J. Lomonaco, Jr., The homotopy groups of knots I. How to compute the algebraic 2-type, *Pacific J. Math.* **95** (1981), 349-390.
- [9] F.J. Swenton, On a calculus for 2-knots and surfaces in 4-space, *J. Knot Theory Ramifications* **10** (2001), 1133-1141.
- [10] K. Yoshikawa, An enumeration of surfaces in four-space, *Osaka J. Math.* **31** (1994), 497-522.

INSTITUTE OF MATHEMATICS, FACULTY OF MATHEMATICS, PHYSICS AND INFORMATICS,
UNIVERSITY OF GDAŃSK, 80-308 GDAŃSK, POLAND
E-mail address: `michał.jablonowski@gmail.com`