

Fast and slow thermal processes in harmonic crystals with polyatomic lattice

Vitaly A. Kuzkin*

May 15, 2022

Abstract

We study thermal processes in infinite harmonic crystals with polyatomic lattice. Initially particles have zero displacements and random velocities such that initial kinetic temperatures, corresponding to degrees of freedom of the unit cell, are different. Our main goal is to calculate spatial distribution of the temperatures at any moment in time. In order to characterize thermal state of the unit cell, the temperature matrix is used. Diagonal elements of the temperature matrix are equal to the kinetic temperatures. An exact expression for the temperature matrix is derived from solution of lattice dynamics equations. It is shown that the temperature matrix is represented as a sum of two terms. The first term describes high-frequency oscillations of the temperature matrix caused by two physical processes: redistribution of energy among kinetic and potential forms and redistribution of energy between degrees of freedom of the unit cell. The second term describes slow changes of the temperature matrix caused by ballistic heat transfer. Approximate expressions for both terms are derived. For example, unsteady heat transport in a diatomic chain is considered. It is shown that during heat transfer, temperatures of sublattices are different even if their initial values are equal. Comparison of analytical results with numerical simulations shows that presented theory describes the evolution of temperatures with high accuracy.

Keywords: ballistic heat transport; harmonic crystal; polyatomic lattice; complex lattice; kinetic temperature; transient processes; temperature matrix; unsteady heat transport.

1 Equations of motion and initial conditions

We consider infinite crystals with complex (polyatomic) lattice in d -dimensional space, $d = 1, 2, 3$. In this section, we represent equations of motion of the unit cell in a matrix form, convenient for analytical derivations.

Unit cells of the lattice are identified by radius-vectors \mathbf{x} of their centers¹. Each elementary cell has N degrees of freedom $u_i(\mathbf{x}), i = 1, \dots, N$, corresponding to components of particle displacements. The displacements form a column:

$$\mathbf{u}(\mathbf{x}) = (u_1, u_2, \dots, u_N)^T, \quad (1)$$

*Peter the Great Saint Petersburg Polytechnical University; Institute for Problems in Mechanical Engineering RAS; e-mail: kuzkinva@gmail.com

¹For analytical derivations, radius-vectors are more convenient than indices, because number of indices depends on space dimensionality.

where \top stands for the transpose sign.

Particles from the cell \mathbf{x} interact with each other and with particles from neighboring unit cells, numbered by index α . Vector connecting the cell \mathbf{x} with neighboring cell number α is denoted \mathbf{a}_α . Centers of unit cells always form a simple lattice², therefore numbering can be carried out so that vectors \mathbf{a}_α satisfy the identity:

$$\mathbf{a}_\alpha = -\mathbf{a}_{-\alpha}. \quad (2)$$

Here $\mathbf{a}_0 = 0$. Vectors \mathbf{a}_α for a sample lattice are shown in figure 1.

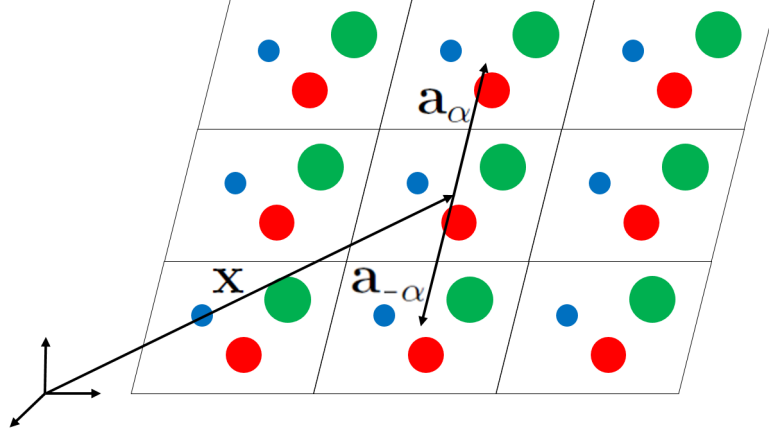


Figure 1: Example of a complex two-dimensional lattice with three sublattices. Particles forming sublattices have different color and size.

Consider equations of motion of the unit cell. In harmonic crystals, the total force acting on each particle is represented as a linear combination of displacements of all other particles. Using this fact, we write equations of motion in the form [5, 6]:

$$\mathbf{M}\dot{\mathbf{v}}(\mathbf{x}) = \sum_{\alpha} \mathbf{C}_{\alpha} \mathbf{u}(\mathbf{x} + \mathbf{a}_{\alpha}), \quad \mathbf{C}_{\alpha} = \mathbf{C}_{-\alpha}^{\top}, \quad (3)$$

where $\mathbf{v} = \dot{\mathbf{u}}$; $\mathbf{u}(\mathbf{x} + \mathbf{a}_{\alpha})$ is a column of displacements of particles from unit cell α ; \mathbf{M} is diagonal $N \times N$ matrix composed of particles' masses; coefficients of matrix \mathbf{C}_{α} determine stiffnesses of springs connecting unit cell \mathbf{x} with neighboring cell number α ; matrix \mathbf{C}_0 describes interactions of particles inside the unit cell \mathbf{x} ³. Summation is carried out with respect to all unit cells α , interacting with unit cell \mathbf{x} (including $\alpha = 0$).

Formula (3) describes motion of monoatomic and polyatomic lattices in one-, two-, and three-dimensional cases. For $N = 1$ (one degree of freedom per unit cell), equation (3) governs dynamics of the so-called scalar lattices⁴, considered, for example, in papers [3, 4, 6]. Monoatomic two- and three-dimensional lattices are covered if we put $N = d$ and

²A lattice is referred to as simple lattice, if it coincides with itself under shift by a vector connecting any two particles.

³Additionally, matrix \mathbf{C}_0 can include stiffnesses of harmonic on-site potential.

⁴In scalar lattices each particle has only one degree of freedom. This model is applicable to monoatomic one-dimensional chains with interactions of arbitrary number of neighbors and to out-of-plane motions of monoatomic two-dimensional lattices.

$\mathbf{C}_\alpha = \mathbf{C}_\alpha^\top$ in formula (3). In the present paper, for illustration we consider diatomic one-dimensional chain (see section 6).

The following initial conditions, typical for molecular dynamics modeling [1], are considered:

$$\mathbf{u}(\mathbf{x}) = 0, \quad \mathbf{v}(\mathbf{x}) = \mathbf{v}_0(\mathbf{x}), \quad (4)$$

where $\mathbf{v}_0(\mathbf{x})$ are independent⁵ random vectors with zero mean. Initial velocities are such that all statistical characteristics, e.g. kinetic temperature, are slowly changing functions of \mathbf{x} .

Equations of motion (3) with initial conditions (4) are solved in the next section.

2 An exact solution of equations of motion

In this section, an exact solution of equation (3) with initial conditions (4) is derived.

The solution is obtained using the discrete Fourier transform with respect to variable \mathbf{x} . Vectors \mathbf{x} are represented as

$$\mathbf{x} = \sum_{j=1}^d a_j z_j \mathbf{e}_j, \quad (5)$$

where $a_j \mathbf{e}_j, j = 1, \dots, d$ are basis vectors of the lattice; $|\mathbf{e}_j| = 1$; z_j are integers; d is space dimensionality. Direct and inverse discrete Fourier transforms for an infinite lattice are defined as

$$\begin{aligned} \hat{\mathbf{u}}(\mathbf{k}) &= \sum_{j=1}^d \sum_{z_j=-\infty}^{+\infty} \mathbf{u}(\mathbf{x}) e^{-i\mathbf{k} \cdot \mathbf{x}}, \quad \mathbf{k} = \sum_{j=1}^d \frac{p_j}{a_j} \tilde{\mathbf{e}}_j, \\ \mathbf{u}(\mathbf{x}) &= \frac{1}{(2\pi)^d} \int_0^{2\pi} \dots \int_0^{2\pi} \hat{\mathbf{u}}(\mathbf{k}) e^{i\mathbf{k} \cdot \mathbf{x}} dp_1 \dots dp_d. \end{aligned} \quad (6)$$

Here $\hat{\mathbf{u}}(\mathbf{k})$ is Fourier image of \mathbf{u} ; $i^2 = -1$; \mathbf{k} is wave vector; $\tilde{\mathbf{e}}_j$ are vectors of the reciprocal basis, i.e. $\tilde{\mathbf{e}}_j \cdot \mathbf{e}_k = \delta_{jk}$, where δ_{jk} is the Kronecker delta. For brevity, the following notation is used:

$$\int_{\mathbf{k}} \dots d\mathbf{k} \stackrel{\text{def}}{=} \frac{1}{(2\pi)^d} \int_0^{2\pi} \dots \int_0^{2\pi} \dots dp_1 \dots dp_d, \quad \sum_{j=1}^d \sum_{z_j=-\infty}^{+\infty} \dots \stackrel{\text{def}}{=} \sum_{\mathbf{x}} \dots \quad (7)$$

Applying the discrete Fourier transform (6) in formulas (3), (4), yields equation

$$\mathbf{M}^{\frac{1}{2}} \ddot{\hat{\mathbf{u}}} = -\mathbf{\Omega} \mathbf{M}^{\frac{1}{2}} \hat{\mathbf{u}}, \quad \mathbf{\Omega}(\mathbf{k}) = - \sum_{\alpha} \mathbf{M}^{-\frac{1}{2}} \mathbf{C}_\alpha \mathbf{M}^{-\frac{1}{2}} e^{i\mathbf{k} \cdot \mathbf{a}_\alpha}, \quad (8)$$

with initial conditions

$$\hat{\mathbf{u}} = 0, \quad \dot{\hat{\mathbf{u}}} = \hat{\mathbf{v}}_0 = \sum_{\mathbf{x}} \mathbf{v}_0(\mathbf{x}) e^{-i\mathbf{k} \cdot \mathbf{x}}. \quad (9)$$

Matrix $\mathbf{\Omega}$ in formula (8) coincides with the *dynamical matrix* of the lattice.

⁵Velocities of particles from two different unit cells are statistically independent, i.e. their covariance is equal to zero.

To simplify equation (8), we use the fact that matrix $\mathbf{\Omega}$ is Hermitian, i.e. it is equal to its own conjugate transpose. Then it can be represented in the form:

$$\mathbf{\Omega} = \mathbf{P}\mathbf{\Lambda}\mathbf{P}^{*\top}, \quad \Lambda_{ij} = \omega_j^2 \delta_{ij}, \quad (10)$$

where $\omega_j^2, j = 1, \dots, N$ are eigenvalues of matrix $\mathbf{\Omega}$ and $\omega_j(\mathbf{k})$ are branches of dispersion relation for the lattice; $*$ stands for complex conjugate; matrix \mathbf{P} is composed of normalized eigenvectors of matrix $\mathbf{\Omega}$ ⁶. The eigenvectors are referred to as the polarization vectors [2].

Substituting formula (10) into equation (8) and multiplying both parts by $\mathbf{P}^{*\top}$, yields

$$\mathbf{P}^{*\top} \mathbf{M}^{\frac{1}{2}} \ddot{\mathbf{u}} = -\mathbf{\Lambda} \mathbf{P}^{*\top} \mathbf{M}^{\frac{1}{2}} \hat{\mathbf{u}}. \quad (11)$$

Since matrix $\mathbf{\Lambda}$ is diagonal, then equations for elements of vectors $\mathbf{P}^{*\top} \mathbf{M}^{\frac{1}{2}} \hat{\mathbf{u}}$ in formula (11) are decoupled. Solving these equations with initial conditions (9) and applying the inverse discrete Fourier transform, yields the following expression for velocities:

$$\mathbf{v}(\mathbf{x}) = \mathbf{M}^{-\frac{1}{2}} \int_{\mathbf{k}} \mathbf{P} \mathbf{D} \mathbf{P}^{*\top} \mathbf{M}^{\frac{1}{2}} \hat{\mathbf{v}}_0 e^{i\mathbf{k} \cdot \mathbf{x}} d\mathbf{k}, \quad D_{jk}(\mathbf{k}, t) = \cos(\omega_j(\mathbf{k})t) \delta_{jk}, \quad (12)$$

where $\hat{\mathbf{v}}_0$ is defined by formula (9).

Thus formula (12) is an exact solution of equation (3) with initial conditions (4). In the following section, spatial distribution of temperature is calculated using the exact solution (12).

3 Kinetic temperature. Temperature matrix

In this section, we introduce the temperature matrix [5].

We consider an infinite set of realizations of the same system. The realizations differ only by random initial conditions (4). This approach allows to introduce statistical characteristics such as kinetic temperatures. In general, kinetic temperatures, corresponding to degrees of freedom of the unit cell, are different. Therefore in order to characterize thermal state of the unit cell, we use $N \times N$ matrix, \mathbf{T} , further referred to as the *temperature matrix* [5]:

$$k_B \mathbf{T}(\mathbf{x}) = \mathbf{M}^{\frac{1}{2}} \langle \mathbf{v}(\mathbf{x}) \mathbf{v}(\mathbf{x})^\top \rangle \mathbf{M}^{\frac{1}{2}} \Leftrightarrow k_B T_{ij} = \sqrt{M_i M_j} \langle v_i v_j \rangle, \quad (13)$$

where $\mathbf{M}^{\frac{1}{2}} \mathbf{M}^{\frac{1}{2}} = \mathbf{M}$; M_i is i -th element of matrix \mathbf{M} , equal to a mass corresponding to i -th degree of freedom; k_B is the Boltzmann constant; brackets $\langle \dots \rangle$ stand for mathematical expectation⁷. Diagonal elements of the temperature matrix are equal to kinetic temperatures, corresponding to degrees of freedom of the unit cell. Off-diagonal elements characterize correlation between different components of velocity column, $\mathbf{v}(\mathbf{x})$.

⁶Matrix \mathbf{P} is unitary, i.e. $\mathbf{P} \mathbf{P}^{*\top} = \mathbf{E}$, where \mathbf{E} is unit matrix

⁷In computer simulations, mathematical expectation can be approximated by average over realizations with different random initial conditions.

We also introduce the kinetic temperature, T , proportional to the total kinetic energy of the unit cell:

$$T = \frac{1}{N} \text{tr} \mathbf{T}, \quad (14)$$

where N is a number of degrees of freedom per unit cell, $\text{tr}(\cdot)$ stands for the trace (sum of diagonal elements). If initial kinetic energy is uniformly distributed among degrees of freedom of the unit cell then kinetic temperatures, corresponding to all degrees of freedom of the unit cell, are equal to T .

4 Exact formula for the temperature matrix

In this section, we derive an exact expression for the temperature matrix using the solution (12).

To calculate temperature matrix, we substitute exact solution (12) into formula (13) ⁸:

$$k_B \mathbf{T}(\mathbf{x}) = \int_{\mathbf{k}_1} \int_{\mathbf{k}_2} \mathbf{P}_1 \mathbf{D}_1 \mathbf{P}_1^{*\top} \mathbf{M}^{\frac{1}{2}} \left\langle \hat{\mathbf{v}}_0(\mathbf{k}_1) \hat{\mathbf{v}}_0(\mathbf{k}_2)^{*\top} \right\rangle \mathbf{M}^{\frac{1}{2}} \mathbf{P}_2 \mathbf{D}_2 \mathbf{P}_2^{*\top} e^{i(\mathbf{k}_1 - \mathbf{k}_2) \cdot \mathbf{x}} d\mathbf{k}_1 d\mathbf{k}_2. \quad (15)$$

Here and below $\mathbf{P}_j = \mathbf{P}(\mathbf{k}_j)$, $\mathbf{D}_j = \mathbf{D}(\mathbf{k}_j)$, $j = 1, 2$.

Initial conditions (4) are such that initial velocities of any pair of unit cells $\mathbf{y}_1, \mathbf{y}_2$ are uncorrelated. Therefore the following identity is satisfied $\left\langle \mathbf{v}_0(\mathbf{y}_1) \mathbf{v}_0(\mathbf{y}_2)^{*\top} \right\rangle = \mathbf{M}^{-\frac{1}{2}} k_B \mathbf{T}_0(\mathbf{y}_1) \delta_d(\mathbf{y}_1 - \mathbf{y}_2) \mathbf{M}^{-\frac{1}{2}}$, where $\delta_d(\mathbf{y}_1 - \mathbf{y}_2) = 1$ for $\mathbf{y}_1 = \mathbf{y}_2$ and $\delta_d(\mathbf{y}_1 - \mathbf{y}_2) = 0$ otherwise. Using this identity, we make the following transformations:

$$\begin{aligned} \left\langle \hat{\mathbf{v}}_0(\mathbf{k}_1) \hat{\mathbf{v}}_0(\mathbf{k}_2)^{*\top} \right\rangle &= \sum_{\mathbf{y}_1, \mathbf{y}_2} \left\langle \mathbf{v}_0(\mathbf{y}_1) \mathbf{v}_0(\mathbf{y}_2)^{*\top} \right\rangle e^{-i(\mathbf{k}_1 \cdot \mathbf{y}_1 - \mathbf{k}_2 \cdot \mathbf{y}_2)} = \\ &= k_B \sum_{\mathbf{y}} \mathbf{M}^{-\frac{1}{2}} \mathbf{T}_0(\mathbf{y}) \mathbf{M}^{-\frac{1}{2}} e^{-i(\mathbf{k}_1 - \mathbf{k}_2) \cdot \mathbf{y}}. \end{aligned} \quad (16)$$

Then substitution of formula (16) into (15), yields

$$\mathbf{T}(\mathbf{x}) = \int_{\mathbf{k}_1} \int_{\mathbf{k}_2} \sum_{\mathbf{y}} \mathbf{P}_1 \mathbf{D}_1 \mathbf{P}_1^{*\top} \mathbf{T}_0(\mathbf{y}) \mathbf{P}_2 \mathbf{D}_2 \mathbf{P}_2^{*\top} e^{i(\mathbf{k}_1 - \mathbf{k}_2) \cdot (\mathbf{x} - \mathbf{y})} d\mathbf{k}_1 d\mathbf{k}_2. \quad (17)$$

Formula (17) is *an exact* expression for the temperature matrix.

The temperature matrix can be exactly represented as a sum of two terms:

$$\begin{aligned} \mathbf{T} &= \mathbf{T}_F + \mathbf{T}_S, \quad \mathbf{T}_F = \int_{\mathbf{k}_1} \int_{\mathbf{k}_2} \sum_{\mathbf{y}} \mathbf{P}_1 \mathbf{T}'_F \mathbf{P}_2^{*\top} e^{i(\mathbf{k}_1 - \mathbf{k}_2) \cdot (\mathbf{x} - \mathbf{y})} d\mathbf{k}_1 d\mathbf{k}_2, \\ \mathbf{T}_S &= \int_{\mathbf{k}_1} \int_{\mathbf{k}_2} \sum_{\mathbf{y}} \mathbf{P}_1 \mathbf{T}'_S \mathbf{P}_2^{*\top} e^{i(\mathbf{k}_1 - \mathbf{k}_2) \cdot (\mathbf{x} - \mathbf{y})} d\mathbf{k}_1 d\mathbf{k}_2, \\ \{\mathbf{T}'_F\}_{ij} &= \frac{1}{2} \{\mathbf{P}_1^{*\top} \mathbf{T}_0(\mathbf{y}) \mathbf{P}_2\}_{ij} [\cos((\omega_i(\mathbf{k}_1) + \omega_j(\mathbf{k}_2))t) + (1 - \delta_{ij}) \cos((\omega_i(\mathbf{k}_1) - \omega_j(\mathbf{k}_2))t)], \\ \{\mathbf{T}'_S\}_{ij} &= \frac{1}{2} \{\mathbf{P}_1^{*\top} \mathbf{T}_0(\mathbf{y}) \mathbf{P}_2\}_{ij} \delta_{ij} \cos((\omega_j(\mathbf{k}_1) - \omega_j(\mathbf{k}_2))t). \end{aligned} \quad (18)$$

⁸Here the following identities were used: $\int_{\mathbf{k}} \mathbf{F}(\mathbf{k}) d\mathbf{k} \int_{\mathbf{k}} \mathbf{F}^{*\top}(\mathbf{k}) d\mathbf{k} = \int_{\mathbf{k}_1} \int_{\mathbf{k}_2} \mathbf{F}(\mathbf{k}_1) \mathbf{F}^{*\top}(\mathbf{k}_2) d\mathbf{k}_1 d\mathbf{k}_2$ and $\mathbf{v} = \mathbf{v}^*$.

Here $\{\dots\}_{ij}$ is element i, j of the matrix. Physical meaning of \mathbf{T}_F and \mathbf{T}_S is discussed below.

It is seen that exact formulas (17), (18) for the temperature matrix are quite complicated and require intensive calculations. Therefore in the following section we derive simplified formula for the temperature matrix.

5 Fast and slow thermal processes

5.1 Approximate formula for the temperature matrix

The main result of the present paper is the following approximate formula for the temperature matrix:

$$\begin{aligned}\mathbf{T} &= \mathbf{T}_F + \mathbf{T}_S, & \mathbf{T}_F &\approx \int_{\mathbf{k}} \mathbf{P} \tilde{\mathbf{T}}_F \mathbf{P}^{*\top} d\mathbf{k}, & \mathbf{T}_S &\approx \int_{\mathbf{k}} \mathbf{P} \tilde{\mathbf{T}}_S \mathbf{P}^{*\top} d\mathbf{k}, \\ \{\tilde{\mathbf{T}}_F\}_{ij} &= \frac{1}{2} \{\mathbf{P}^{*\top} \mathbf{T}_0(\mathbf{x}) \mathbf{P}\}_{ij} [\cos((\omega_i + \omega_j)t) + (1 - \delta_{ij}) \cos((\omega_i - \omega_j)t)], \\ \{\tilde{\mathbf{T}}_S\}_{ij} &= \frac{1}{4} \{\mathbf{P}^{*\top} (\mathbf{T}_0(\mathbf{x} + \mathbf{v}_g^j t) + \mathbf{T}_0(\mathbf{x} - \mathbf{v}_g^j t)) \mathbf{P}\}_{jj} \delta_{ij}, & \mathbf{v}_g^j &= \frac{d\omega_j}{d\mathbf{k}}.\end{aligned}\tag{19}$$

Here $\mathbf{P} = \mathbf{P}(\mathbf{k})$; \mathbf{v}_g^j is the group velocity corresponding to j -th branch of dispersion relation, ω_j . Since formula (19) contains only a single integral with respect to \mathbf{k} , it is significantly convenient for calculations than exact expression (18). Derivation of formula (19) from the exact formula (18) is presented in the following section.

The first term, \mathbf{T}_F , in formula (19) describes short time behavior of the temperature matrix (fast process). At short times, the temperature matrix oscillates. The oscillations are caused by redistribution of energy among kinetic and potential forms and redistribution of energy among degrees of freedom. These oscillations at different spatial points are independent. At large time scale \mathbf{T}_F tends to zero.

The second term, \mathbf{T}_S , in formula (19) describes long time behavior of the temperature matrix (slow process). At large time scale, changes of the temperature matrix are caused by ballistic heat transfer. The temperature matrix is represented as a superposition of waves traveling with group velocities $\mathbf{v}_g^j(\mathbf{k})$.

Remark. According to formula (19), temperature matrix of the unit cell \mathbf{x} at time t depends on initial temperature matrices of unit cells which are not farther from cell \mathbf{x} than $\max\{|\mathbf{v}_g^j|\}t$. In contrast, according to formula (18) the temperature matrix at the unit cell \mathbf{x} depends on initial temperatures at all other unit cells. The latter fact is a consequence of infinite propagation speed of disturbances in discrete systems described by equations of motion (3).

Remark. Comparison of formula (19) with results of paper [5] shows that $\mathbf{T}_S(\mathbf{x})$ at $t = 0$ is equal to the equilibrium value of the temperature matrix in the uniformly heated crystal with initial temperature matrix $\mathbf{T}_0(\mathbf{x})$.

5.2 Derivation of the approximate formula for the temperature matrix

In this section, approximate formula (19) for the temperature matrix is derived. The derivation is based on the assumption that the main contribution to integrals \mathbf{T}_F , \mathbf{T}_S comes from the points such that $\mathbf{k}_1 \approx \mathbf{k}_2$. Rigorous proof of this statement is beyond the scope of the present paper.

The expression for \mathbf{T}_F is derived as follows. We introduce the following new variables in formula (18) for \mathbf{T}_F :

$$\mathbf{p}_1 = \mathbf{k}_1, \quad \mathbf{p}_2 = \mathbf{k}_1 - \mathbf{k}_2. \quad (20)$$

Jacobian of this transformation is equal to unity. Using periodicity of the integrand in formula (18), it can be shown that integration can be carried out in the same domain as in formula (7). We assume that the main contribution to the integral (19) comes from the points $\mathbf{p}_2 \approx 0$ ($\mathbf{k}_1 \approx \mathbf{k}_2$). Then integrand is expanded into series with respect to \mathbf{p}_2 . In particular, the following approximate formulas are used:

$$\mathbf{P}(\mathbf{p}_1 - \mathbf{p}_2) \approx \mathbf{P}(\mathbf{p}_1), \quad \omega_j(\mathbf{p}_1 - \mathbf{p}_2) + \omega_j(\mathbf{p}_1) \approx 2\omega_j(\mathbf{p}_1). \quad (21)$$

Then formula (18) for \mathbf{T}_F reads

$$\begin{aligned} \mathbf{T}_F &\approx \int_{\mathbf{p}_1} \mathbf{P} \int_{\mathbf{p}_2} \sum_{\mathbf{y}} \tilde{\mathbf{T}}_F(\mathbf{y}, \mathbf{p}_1) e^{i\mathbf{p}_2 \cdot (\mathbf{x} - \mathbf{y})} d\mathbf{p}_2 \mathbf{P}^{*\top} d\mathbf{p}_1, \quad \mathbf{P} = \mathbf{P}(\mathbf{p}_1), \\ \{\tilde{\mathbf{T}}_F\}_{ij} &= \frac{1}{2} \{\mathbf{P}^{*\top} \mathbf{T}_0(\mathbf{y}) \mathbf{P}\}_{ij} [\cos((\omega_i(\mathbf{p}_1) + \omega_j(\mathbf{p}_1))t) + (1 - \delta_{ij}) \cos((\omega_i(\mathbf{p}_1) - \omega_j(\mathbf{p}_1))t)]. \end{aligned} \quad (22)$$

According to the definition of the discrete Fourier transform, the integral with respect to \mathbf{p}_2 is equal to $\tilde{\mathbf{T}}_F(\mathbf{x}, \mathbf{p}_1)$. This fact yields the expression for \mathbf{T}_F in formula (19).

To derive approximate expression for \mathbf{T}_S we introduce new variables (20) in formula (18). The integrand in formula (18) is expanded into series with respect to \mathbf{p}_2 . In particular, the following approximate formulas are used:

$$\mathbf{P}(\mathbf{p}_1 - \mathbf{p}_2) \approx \mathbf{P}(\mathbf{p}_1), \quad \omega_j(\mathbf{p}_1) - \omega_j(\mathbf{p}_1 - \mathbf{p}_2) \approx \mathbf{p}_2 \cdot \mathbf{v}_g^j(\mathbf{p}_1), \quad (23)$$

where \mathbf{v}_g^j is the group velocity defined by formula (19). Then formula (18) for \mathbf{T}_S reads

$$\begin{aligned} \mathbf{T}_S &\approx \int_{\mathbf{p}_1} \int_{\mathbf{p}_2} \sum_{\mathbf{y}} \mathbf{P} \tilde{\mathbf{T}}_S(\mathbf{y}) \mathbf{P}^{*\top} e^{i\mathbf{p}_2 \cdot (\mathbf{x} - \mathbf{y})} d\mathbf{p}_1 d\mathbf{p}_2, \quad \mathbf{P} = \mathbf{P}(\mathbf{p}_1), \\ \{\tilde{\mathbf{T}}_S\}_{ij} &\approx \frac{1}{2} \{\mathbf{P}^{*\top} \mathbf{T}_0(\mathbf{y}) \mathbf{P}\}_{ij} \delta_{ij} \cos(\mathbf{p}_2 \cdot \mathbf{v}_g^j(\mathbf{p}_1)t). \end{aligned} \quad (24)$$

Consider the following transformations⁹:

$$\int_{\mathbf{p}_2} \sum_{\mathbf{y}} \{\mathbf{P}^{*\top} \mathbf{T}_0(\mathbf{y}) \mathbf{P}\}_{jj} \cos(\mathbf{p}_2 \cdot \mathbf{v}_g^j t) e^{i\mathbf{p}_2 \cdot (\mathbf{x} - \mathbf{y})} d\mathbf{p}_2 = \frac{1}{2} \{\mathbf{P}^{*\top} (\mathbf{T}_0(\mathbf{x} + \mathbf{v}_g^j t) + \mathbf{T}_0(\mathbf{x} - \mathbf{v}_g^j t)) \mathbf{P}\}_{jj}. \quad (25)$$

Substituting formula (25) into formula (24), yields the expression for \mathbf{T}_S in formula (19).

Further we consider different particular cases of formula (19) and check its accuracy.

⁹Here the identity $2 \cos(\mathbf{p}_2 \cdot \mathbf{v}_g^j t) = e^{i\mathbf{p}_2 \cdot \mathbf{v}_g^j t} + e^{-i\mathbf{p}_2 \cdot \mathbf{v}_g^j t}$ and properties of the discrete Fourier transform were used.

5.3 Uniform spatial distribution of initial temperature

In this section, we show that in the case of uniform spatial distribution of initial temperature, formula (19) exactly describes time evolution of the temperature matrix.

In the case $\mathbf{T}_0 = \text{const}$ formula (19) reads

$$\begin{aligned}\mathbf{T}_F &= \int_{\mathbf{p}} \mathbf{P} \tilde{\mathbf{T}}_F \mathbf{P}^{*\top} d\mathbf{p}, & \mathbf{T}_S &= \int_{\mathbf{p}} \mathbf{P} \tilde{\mathbf{T}}_S \mathbf{P}^{*\top} d\mathbf{p}, \\ \{\tilde{\mathbf{T}}_F\}_{ij} &= \frac{1}{2} \{\mathbf{P}^{*\top} \mathbf{T}_0 \mathbf{P}\}_{ij} [\cos((\omega_i + \omega_j)t) + (1 - \delta_{ij}) \cos((\omega_i - \omega_j)t)], \\ \{\tilde{\mathbf{T}}_S\}_{ij} &= \frac{1}{2} \{\mathbf{P}^{*\top} \mathbf{T}_0 \mathbf{P}\}_{jj} \delta_{ij}.\end{aligned}\tag{26}$$

These expressions coincide with exact formulas for the temperature matrix, obtained in paper [5] by completely different means. Expression for \mathbf{T}_S coincides with value of the temperature matrix at thermal equilibrium [5].

5.4 Isotropic initial temperature matrix

In this section, we consider the case, when initial kinetic temperatures, corresponding to all degrees of freedom of the unit cell, are equal. Then initial temperature matrix is isotropic¹⁰, i.e. $\mathbf{T}_0 = T_0(\mathbf{x})\mathbf{E}$, where \mathbf{E} is the unit matrix. Substitution of this expression into formula (19) yields:

$$\begin{aligned}\mathbf{T}_F &= \int_{\mathbf{p}} \mathbf{P} \tilde{\mathbf{T}}_F \mathbf{P}^{*\top} d\mathbf{p}, & \mathbf{T}_S &= \int_{\mathbf{p}} \mathbf{P} \tilde{\mathbf{T}}_S \mathbf{P}^{*\top} d\mathbf{p}, \\ \{\tilde{\mathbf{T}}_F\}_{ij} &= \frac{1}{2} T_0(\mathbf{x}) \delta_{ij} \cos(2\omega_j t), & \{\tilde{\mathbf{T}}_S\}_{ij} &= \frac{1}{4} (T_0(\mathbf{x} + \mathbf{v}_g^j t) + T_0(\mathbf{x} - \mathbf{v}_g^j t)) \delta_{ij}.\end{aligned}\tag{27}$$

It is seen that the temperature matrix for $t > 0$ is generally *not isotropic*, i.e. temperatures, corresponding to degrees of freedom of the unit cell, are different even though initially they are equal. Further this fact is illustrated by figures 3, 4.

The kinetic temperature, proportional to trace of the temperature matrix (27), has form

$$\begin{aligned}T &= T_F + T_S, & T_F &= \frac{T_0(\mathbf{x})}{2N} \sum_{j=1}^N \int_{\mathbf{p}} \cos(2\omega_j t) d\mathbf{p}, \\ T_S &= \frac{1}{4N} \sum_{j=1}^N \int_{\mathbf{p}} (T_0(\mathbf{x} + \mathbf{v}_g^j t) + T_0(\mathbf{x} - \mathbf{v}_g^j t)) d\mathbf{p}.\end{aligned}\tag{28}$$

Remark. For scalar lattices ($N = 1$), formula (28) coincides with the result obtained in paper [4]. Note that in paper [4] the expression for temperature is derived by approximate solution of equation for covariances of velocities, while in the present paper it is derived from exact solution of lattice dynamics equations.

Remark. Formula (28) is also consistent with results obtained in paper [6] by completely different means. In paper [6], the expression for the total energy of the unit cell at large times is derived. At large times, kinetic and potential energies equilibrate [5] and therefore behavior of the total energy and kinetic temperature are similar.

¹⁰Matrix is called isotropic if it is diagonal and all elements on the diagonal are equal.

6 Example. Diatomic chain

6.1 Equations of motion

In this section, the simplest one-dimensional polyatomic lattice is analyzed.

We consider a diatomic chain with alternating masses m_1, m_2 and stiffnesses c_1, c_2 (see fig. 2). The chain consists of two *sublattices*, one formed by particles with masses m_1 and another formed by particles with masses m_2 .

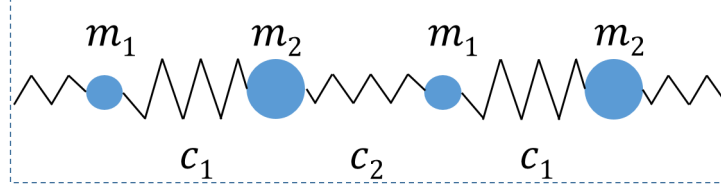


Figure 2: Two unit cells of a diatomic chain with alternating masses and stiffnesses. Particles of different size form two sublattices.

We write equations of motion of the chain in matrix form (3). Elementary cells, containing two particles each, are numbered by index j . Radius-vector of the unit cell j has form $\mathbf{x}_j = a(j - \frac{n_p}{2})\mathbf{e}$, where a is a distance between unit cells, \mathbf{e} is a unit vector directed along the chain, n_p is the total number of unit cells in the periodic cell. Each particle has one degree of freedom. Displacements of particles, belonging to the unit cell j , form a column

$$\mathbf{u}_j = \mathbf{u}(\mathbf{x}_j) = (u_{1j}, u_{2j})^\top, \quad (29)$$

where u_{1j}, u_{2j} are displacements of particles with masses m_1 and m_2 respectively. Then equations of motion have form

$$\begin{aligned} \mathbf{M}\ddot{\mathbf{u}}_j &= \mathbf{C}_1\mathbf{u}_{j+1} + \mathbf{C}_0\mathbf{u}_j + \mathbf{C}_{-1}\mathbf{u}_{j-1}, \\ \mathbf{M} &= \begin{bmatrix} m_1 & 0 \\ 0 & m_2 \end{bmatrix}, \quad \mathbf{C}_0 = \begin{bmatrix} -c_1 - c_2 & c_1 \\ c_1 & -c_1 - c_2 \end{bmatrix}, \quad \mathbf{C}_1 = \mathbf{C}_{-1}^\top = \begin{bmatrix} 0 & 0 \\ c_2 & 0 \end{bmatrix}. \end{aligned} \quad (30)$$

Initially particles have random velocities and zero displacements. Velocities of particles with masses m_1, m_2 are chosen such that initial temperatures T_{11}^0, T_{22}^0 of the sublattices are different. Initial velocities of different sublattices are uncorrelated. Then initial temperature matrix has form:

$$\mathbf{T}_0(\mathbf{x}_j) = \begin{bmatrix} T_{11}^0(\mathbf{x}_j) & 0 \\ 0 & T_{22}^0(\mathbf{x}_j) \end{bmatrix}, \quad k_B T_{11}^0(\mathbf{x}_j) = m_1 \langle \dot{u}_{1j}^2 \rangle, \quad k_B T_{22}^0(\mathbf{x}_j) = m_2 \langle \dot{u}_{2j}^2 \rangle. \quad (31)$$

Here $\dot{u}_{1j}, \dot{u}_{2j}$ are calculated at $t = 0$. Further we consider evolution of temperatures of sublattices T_{11}, T_{22} , equal to diagonal elements of temperature matrix \mathbf{T} .

6.2 Dispersion relation

In this section, we calculate the dispersion relation and matrix \mathbf{P} included in formulas (19) for the temperature matrix.

We calculate dynamical matrix, $\mathbf{\Omega}$, by formula (8). Substituting expressions (30) for matrixes \mathbf{C}_α , $\alpha = 0, \pm 1$ into formula (8), we obtain:

$$\mathbf{\Omega} = \begin{bmatrix} \frac{c_1+c_2}{m_1} & -\frac{c_1+c_2e^{-ip}}{\sqrt{m_1m_2}} \\ -\frac{c_1+c_2e^{ip}}{\sqrt{m_1m_2}} & \frac{c_1+c_2}{m_2} \end{bmatrix}, \quad \mathbf{k} = \frac{p}{a}\mathbf{e}, \quad (32)$$

where \mathbf{k} is a wave vector; $p \in [0; 2\pi]$. Calculation of eigenvalues of matrix $\mathbf{\Omega}$, yields the dispersion relation:

$$\omega_{1,2}^2(p) = \frac{\omega_{max}^2}{2} \left(1 \pm \sqrt{1 - \frac{16c_1c_2 \sin^2 \frac{p}{2}}{m_1m_2\omega_{max}^4}} \right), \quad \omega_{max}^2 = \frac{(c_1+c_2)(m_1+m_2)}{m_1m_2}, \quad (33)$$

where index 1 corresponds to plus sign. Functions $\omega_1(p), \omega_2(p)$ are referred to as optical and acoustic branches of the dispersion relation respectively. Note that $\omega_{1,2}/\omega_{max}$ equally depend on m_1/m_2 and c_1/c_2 . Corresponding group velocities have form:

$$v_g^{1,2} = a \frac{d\omega_{1,2}}{dp} = \frac{c_1c_2a \sin p}{m_1m_2\omega_{1,2}(\omega_1^2 - \omega_2^2)}. \quad (34)$$

We calculate matrix \mathbf{P} in equations (19). By the definition, matrix \mathbf{P} consists of normalized eigenvectors of dynamical matrix $\mathbf{\Omega}$. Eigenvectors $\mathbf{d}_{1,2}$, corresponding to eigenvalues $\omega_{1,2}^2$, have form:

$$\mathbf{d}_{1,2} = \left(1 - \frac{m_1}{m_2} \pm \sqrt{\left(1 - \frac{m_1}{m_2}\right)^2 + 4|b|^2 \frac{m_1}{m_2}}; -2b\sqrt{\frac{m_1}{m_2}} \right)^\top, \quad b = \frac{c_1 + c_2e^{ip}}{c_1 + c_2}. \quad (35)$$

Normalization of vectors $\mathbf{d}_{1,2}$ yields columns of matrix \mathbf{P} .

In the following sections, formulas (33), (35) are employed for calculation of temperatures of sublattices.

6.3 Thermal contact of cold and hot parts of the chain

In the present section, we consider the following distribution of initial temperature matrix:

$$\mathbf{T}_0(x) = T_0 \left(\frac{1}{16} + \frac{15}{16}H(x) \right) \mathbf{E}, \quad (36)$$

where T_0 is a temperature of the “hot” part of the chain ($x > 0$); temperature of the “cold” part ($x < 0$) is equal to $T_0/16$; H is the Heaviside function. Note that initial temperatures of sublattices are equal.

To check formulas (19), we compare them with results of numerical solution of equations of motion. In simulations, the chain consists of 10^4 particles under periodic boundary conditions. Numerical integration is carried out using symplectic leap-frog integrator with time-step $10^{-3}\tau_{min}$, where $\tau_{min} = 2\pi/\omega_{max}$, ω_{max} is defined by formula (33). During the simulation, kinetic energy of each particle is calculated. In order to calculate temperatures, results are averaged over 10^4 realizations with random initial conditions. Numerical simulations show that slow part of temperature distribution is self-similar. This fact also

follows from formula (19) for \mathbf{T}_S and properties of Heaviside function. Therefore it is sufficient to compare numerical and analytical results at one moment in time. Temperatures of sublattices T_{11}, T_{22} of a diatomic chain at $t = 600\tau_{min}$ for $m_2 = 2m_1, c_1 = c_2$ are shown in figure 3. The figure shows that numerical results are accurately described by

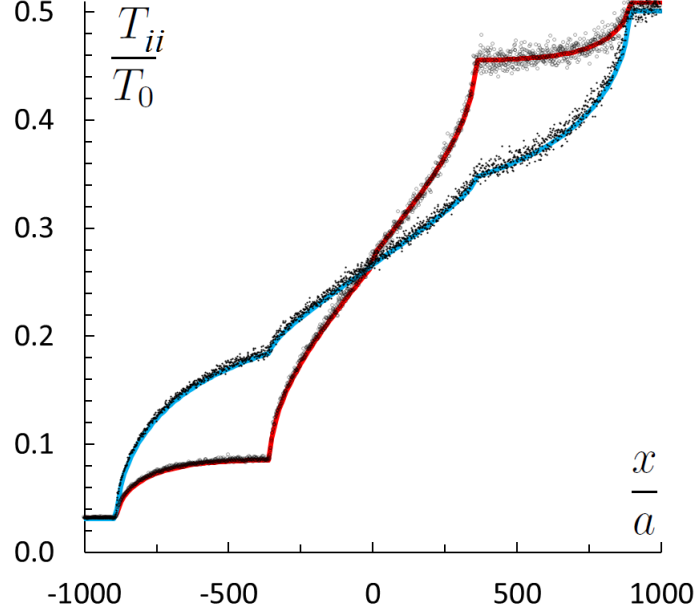


Figure 3: Thermal contact of hot and cold parts of the diatomic chain ($m_2 = 2m_1, c_1 = c_2$). Temperatures of sublattices T_{11}, T_{22} at $t = 600\tau_{min}$. Red line — T_{11} (analytical solution), blue line — T_{22} (analytical solution), black dots and empty circles are results of numerical solution of equations of motion.

our approximate formulas (19). It is seen that temperatures of sublattices in the central part of the plot are *different* even though initially they are equal ($T_{11}^0 = T_{22}^0$).

6.4 Sinusoidal distribution of initial temperature

In this section, we consider the following spatial distribution of initial temperature:

$$\mathbf{T}_0(x) = \left(A_0 + B_0 \sin \frac{2\pi x}{L} \right) \mathbf{E}, \quad (37)$$

where $B_0 < A_0$, L is length of the periodic cell. Note that initial temperatures of sublattices are equal.

The temperature matrix at time t is calculated by formula (27). Substitution of (37) into (27) after some transformations yields

$$\begin{aligned} \mathbf{T}_F &= \frac{1}{2} \left(A_0 + B_0 \sin \frac{2\pi x}{L} \right) \mathbf{F}(t), & \mathbf{T}_S &= \frac{1}{2} \left(A_0 \mathbf{E} + B_0 \mathbf{S}(t) \sin \frac{2\pi x}{L} \right), \\ \mathbf{F} &= \int_{\mathbf{p}} \mathbf{P} \tilde{\mathbf{F}} \mathbf{P}^{*\top} d\mathbf{p}, & \mathbf{S} &= \int_{\mathbf{p}} \mathbf{P} \tilde{\mathbf{S}} \mathbf{P}^{*\top} d\mathbf{p}, & \tilde{F}_{ij} &= \cos(2\omega_j t) \delta_{ij}, & \tilde{S}_{ij} &= \cos \frac{2\pi c_g^j t}{L} \delta_{ij}. \end{aligned} \quad (38)$$

Formula (38) shows that \mathbf{T}_F and \mathbf{T}_S have different time scales, proportional to $\omega_j t$ and $v_g^j t/L$ respectively. The first time scale is determined by frequencies of vibrations of individual atoms. The second time scale is determined by a time required for a wave to travel distance L . The ratio of these time scales, being proportional to L/a , is a large parameter. Therefore time scales of fast and slow thermal processes are well separated.

To check formulas (38), we compare them with results of numerical solution of equations of motion. In simulations, the chain consists of 10^4 particles under periodic boundary conditions. According to formula (38), spatial distribution of temperature matrix remains sinusoidal at any moment in time. Therefore for comparison it is sufficient to consider temperature at one point. During the simulation, temperatures of sublattices at $x = L/2$ are calculated. We use the fact that at any moment in time spatial distribution of the temperatures is sinusoidal. In order to calculate temperatures, results are averaged over 10^2 realizations with random initial conditions. Temperatures of sublattices of a diatomic chain at $x = L/2$ for $m_2 = 2m_1, c_1 = c_2$ are shown in figure 4. The figure shows that

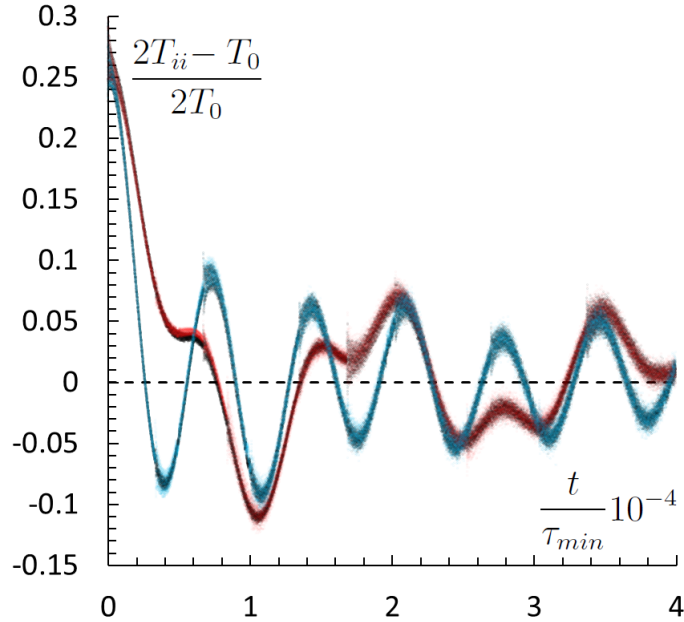


Figure 4: Sinusoidal distribution of initial temperature in a diatomic chain ($m_2 = 2m_1, c_1 = c_2$). Temperatures of sublattices, T_{11}, T_{22} , at $x = L/2$ are plotted. Red circles — T_{11} (analytical solution), blue circles — T_{22} (analytical solution), black circles are results of numerical solution of equations of motion.

numerical results are accurately described by our approximate formulas (19). It is seen that, similarly to the previous example, temperatures of sublattices for $t > 0$ are *different*.

7 Conclusions

An infinite harmonic crystal with polyatomic lattice was considered. Initially particles have random velocities and zero displacements. It was shown that, in general, kinetic temperatures, corresponding to degrees of freedom of the unit cell, are not equal. Therefore

the temperature matrix, characterizing thermal state of the unit cell, was introduced. An exact expression for the temperature matrix was derived. The expression was represented as a sum of two terms. Simple approximate formulas for both terms were derived.

The first term describes high-frequency oscillations of the temperature matrix caused by redistribution of energy among kinetic and potential forms and redistribution of energy among degrees of freedom of the unit cell. The second term describes slow changes of temperature matrix caused by ballistic heat transfer.

Comparison of analytical results with numerical simulations shows that presented theory describes the behavior of temperature matrix with high accuracy.

8 Acknowledgements

The author is deeply grateful to A.M. Krivtsov, D.A. Indeitsev, and M.A. Guzev for useful discussions.

The work was financially supported by the Russian Science Foundation under grant No. 17-71-10213.

References

- [1] M.P. Allen, D.J. Tildesley, *Computer Simulation of Liquids*. (Clarendon Press, Oxford, 1987), p. 385.
- [2] M.T. Dove, *Introduction to lattice dynamics*. (Cambridge University Press, London, 1993).
- [3] L. Harris, J. Lukkarinen, S. Teufel, F. Theil, *SIAM J. Math. Anal.*, **40**(4) 1392 (2008).
- [4] V.A. Kuzkin, A.M. Krivtsov, *J. Phys.: Condens. Matter*, **29**, 505401 (2017).
- [5] V.A. Kuzkin, *arXiv:1808.00504v1 [cond-mat.stat-mech]* (2018).
- [6] A. Mielke, *Arch. Ration. Mech. Anal.*, **181**, 401 (2006).