

Temperature dependence of nuclear spin-isospin response and beta decay in hot astrophysical environments

Elena Litvinova,^{1,2} Caroline Robin,^{3,4} and Herlik Wibowo¹

¹*Department of Physics, Western Michigan University, Kalamazoo, MI 49008, USA*

²*National Superconducting Cyclotron Laboratory, Michigan State University, East Lansing, MI 48824, USA*

³*Institute for Nuclear Theory, University of Washington, Seattle, WA 98195, USA*

⁴*JINA-CEE, Michigan State University, East Lansing, MI 48824, USA*

(Dated: March 29, 2023)

A microscopic approach to the proton-neutron nuclear response is formulated in the finite-temperature relativistic nuclear field theory framework. The approach is based on the meson-nucleon Lagrangian of quantum hydrodynamics and advances the relativistic field theory for spin-isospin response beyond the finite-temperature random phase approximation. The dynamical contribution to the in-medium proton-neutron interaction amplitude is described in a parameter-free way by the coupling between the single nucleons and strongly-correlated particle-hole excitations (phonons) within the newly developed finite-temperature formalism. In this framework we investigate temperature dependence of the Gamow-Teller and spin dipole resonances in the closed-shell nuclei ^{48}Ca , ^{78}Ni , and ^{132}Sn . Broader impacts of their temperature dependence are illustrated for the associated beta decay rates and lifetimes of ^{78}Ni and ^{132}Sn in hot astrophysical environments. We found a remarkable sensitivity of the beta decay rates to the enhanced low-energy spin-isospin strength at finite temperature, in particular, to the contribution of the first-forbidden transitions.

PACS numbers: 21.10.-k, 21.30.Fe, 21.60.-n, 23.40.-s, 24.10.Cn, 24.30.Cz, 26.50.+x, 26.30.Hj

Introduction. — Response to charge-changing, or isospin-flip, probes, which induce a conversion of a nucleon of one type to another (proton to neutron or neutron to proton), is one of the most important characteristics of nuclear systems. On the fundamental level this type of response provides information on nuclear weak interactions and underlying forces in the proton-neutron channel, and in the context of applications it has a very broad impact on nuclear sciences from nuclear data [1–3] to astrophysics [4, 5].

Astrophysical implications of the isospin-transfer excitations include, for instance, beta decay, electron capture, neutrino capture and scattering, which occur under different conditions formed in various stages of star evolution and merging of neutron stars. The cross sections and rates of these processes within a broad range of densities and temperatures are decisive for astrophysical modeling [5–7]. Some of them can be determined in laboratory experiments, however, many exotic nuclear systems located far away from the beta-stability valley of the nuclear chart are beyond the present and even future experimental capabilities. Therefore, reliable theoretical predictions are needed for the isospin-transfer excitations, such as the Gamow-Teller response (GTR) with transfer of one unit of isospin and one unit of spin, the spin-dipole response with transfer of an additional unit of angular momentum, and the pure isospin-flip isobaric-analog resonance at finite temperatures.

A theoretical description of these processes can be provided, for instance, by the shell-model or by the shell-model Monte-Carlo approach combined with the random phase approximation (RPA) [2, 8, 9]. The predictive shell-model calculations are, however, very difficult to be extended beyond the pf-shell. The RPA, in turn,

is very limited in the treatment of many-body correlations. Theoretical approaches to the proton-neutron nuclear response at finite-temperature are mostly confined by the finite-temperature quasiparticle RPA (FT-QRPA) [10, 11] or the finite-temperature relativistic random phase approximation (FT-RRPA) [12] which provide a convenient framework for studying the Gamow-Teller (GT) and first-forbidden (FF) strength distributions in both (p,n) and (n,p) channels, beta-decay rates [10], and electron capture rates [11, 12]. Pairing correlations taken into account in the FT-QRPA are important for the temperatures below the critical temperature which typically amounts to 0.5-1.0 MeV in medium-heavy nuclei. However, the (Q)RPA theories are, in principle, limited by the one-fermion loop approximation and can not account for important retardation effects which are responsible for the damping effects. At zero temperature, they are sometimes solely responsible for the decay of neutron-rich nuclei and necessary for accurate predictions of weak nuclear processes in a fully self-consistent theory [13].

In order to meet the very high standards required for nuclear science applications, theoretical approaches to the nuclear response must include correlations beyond (Q)RPA and, at the same time, be based on fundamental concepts of the nucleon-nucleon interaction. The latter provides an advanced predictive power and the former is of the utmost importance as the inaccuracies contained in nuclear strength functions can propagate tremendously [5]. In this Letter, we present a novel approach to the finite-temperature proton-neutron nuclear response, which is going towards these requirements. We advance the approach developed previously in the zero-temperature framework of the relativistic nuclear

field theory (RNFT) [13–20] to the finite-temperature case. The RNFT is based on the covariant energy density functional [21] and extends both the neutral-channel and proton-neutron relativistic RPA (pn-RRPA) [22, 23] beyond the one-loop approximation by taking into account the medium polarization effects in the form of the particle-vibration coupling (PVC) in a parameter-free way. It was found that these effects play a crucial role in describing the nuclear response in both neutral [17, 24–34] and charge-exchange [13, 18, 19, 35] channels. Recently, the theory for neutral excitations was extended to finite temperatures [36], and here we present another extension for the thermal proton-neutron response.

Method. — The finite-temperature relativistic mean-field (RMF) theory based on the minimization of the grand potential $\Omega(\mu, T)$ [37]

$$\Omega(\mu, T) = E - TS - \mu N \quad (1)$$

is applied to calculate microscopic characteristics of the initial compound nucleus at finite temperature. The grand potential is minimized with the Lagrange multipliers μ and T determined by the average energy E , particle number N , and the entropy S . The latter two quantities are thermal averages with the one-body nucleonic density operator $\hat{\rho}$ of trace unity:

$$S = -k\text{Tr}(\hat{\rho}\ln\hat{\rho}), \quad N = \text{Tr}(\hat{\rho}\hat{N}), \quad (2)$$

where \hat{N} is the particle number operator, and k is the Boltzmann constant. The energy is a covariant functional of the nucleonic density and classical meson and photon fields ϕ_m [21]:

$$E[\hat{\rho}, \phi_m] = \text{Tr}[(\vec{\alpha} \cdot \vec{p} + \beta M)\hat{\rho}] + \sum_m \left\{ \text{Tr}[(\beta\Gamma_m\phi_m)\hat{\rho}] \pm \int d^3r \left[\frac{1}{2}(\vec{\nabla}\phi_m)^2 + U(\phi_m) \right] \right\} \quad (3)$$

with the nucleon mass M and non-linear sigma-meson potentials $U(\phi_m)$ [38]. In Eq. (3) the sign “+” corresponds to the scalar σ -meson, “-” to the vector ω -meson, ρ -meson and photon, and the index “ m ” runs over the bosonic and Lorentz indices [21]. The variation of Eq. (1) determines the operator of the nucleonic density with the eigenvalues of the Fermi-Dirac distribution:

$$n_1(T) = n(\varepsilon_1, T) = \frac{1}{1 + \exp\{\varepsilon_1/T\}}, \quad (4)$$

where the number index runs over the complete set of the single-particle quantum numbers in the Dirac-Hartree basis including the single-particle energies $\varepsilon_1 = \tilde{\varepsilon}_1 - \mu$ measured from the chemical potential μ . In this work we consider non-superfluid nuclear systems, such as doubly-magic nuclei and nuclei at temperatures above the critical temperature when superfluidity vanishes.

In the thermal time blocking approximation [36] extended to the charge-exchange channel, the Bethe-Salpeter equation for the proton-neutron response, as a

function of energy ω transferred to the system, reads:

$$\mathcal{R}_{pn', np'}(\omega, T) = \tilde{\mathcal{R}}_{pn}(\omega, T)\delta_{pp'}\delta_{nn'} + \tilde{\mathcal{R}}_{pn}(\omega, T) \sum_{p''n''} \mathcal{W}_{pn'', np''}(\omega, T)\mathcal{R}_{p''n'', n''p'}(\omega, T), \quad (5)$$

where $\tilde{\mathcal{R}}(\omega, T)$ is the uncorrelated proton-neutron propagator

$$\tilde{\mathcal{R}}_{pn}(\omega, T) = \frac{n_{np}(T)}{\omega - \varepsilon_p + \varepsilon_n}, \quad (6)$$

$n_{np}(T) = n_n(T) - n_p(T)$ with the indices ‘ p ’ and ‘ n ’ of the proton and neutron states, respectively, and $\mathcal{W}(\omega, T)$ is the interaction amplitude:

$$\mathcal{W}_{pn', np'}(\omega, T) = \tilde{V}_{pn', np'}(T) + \Phi_{pn', np'}(\omega, T). \quad (7)$$

In the charge-exchange channels the static part of the interaction \tilde{V} is represented by the exchange of π and ρ mesons carrying isospin and the short-range Landau-Migdal term $\tilde{V}_{\delta\pi}$:

$$\tilde{V} = \tilde{V}_\rho + \tilde{V}_\pi + \tilde{V}_{\delta\pi}, \quad (8)$$

where the ρ -meson is parametrized according to Ref. [38], the pion-exchange is treated as in a free space, and the strength of the last term is adjusted to the GTR in ^{208}Pb [39], in the absence of the explicit Fock term [40–42]. The PVC amplitude $\Phi(\omega, T)$ reads:

$$\Phi_{pn', np'}^{(ph)}(\omega, T) = \frac{1}{n_{n'p'}(T)} \sum_{p''n''\mu} \sum_{\eta_\mu = \pm 1} \eta_\mu \xi_{pn, p'n'}^{\mu\eta_\mu; p''n''} \times \frac{(N(\eta_\mu\Omega_\mu) + n_{n''}(T))(n(\varepsilon_{n''} - \eta_\mu\Omega_\mu, T) - n_{p''}(T))}{\omega - \varepsilon_{p''} + \varepsilon_{n''} - \eta_\mu\Omega_\mu}, \quad (9)$$

with the phonon vertex matrices $\zeta^{\mu\eta_\mu}$ denoted as:

$$\zeta_{12,34}^{\mu\eta_\mu;56} = \zeta_{12,56}^{\mu\eta_\mu} \zeta_{34,56}^{\mu\eta_\mu*}, \quad \zeta_{12,56}^{\mu\eta_\mu} = \delta_{15}\gamma_{\mu;62}^{\eta_\mu} - \gamma_{\mu;15}^{\eta_\mu}\delta_{62}, \quad (10)$$

via the matrix elements of the particle-phonon coupling vertices, $\gamma_{\mu;13}^{\eta_\mu} = \delta_{\eta_\mu, +1}\gamma_{\mu;13} + \delta_{\eta_\mu, -1}\gamma_{\mu;31}^*$, and the phonon frequencies Ω_μ . The index “ μ ” includes the phonon quantum numbers, such as angular momentum, parity, and frequency. The vertices $\gamma_{\mu;13}$ and the frequencies Ω_μ are extracted from the finite-temperature relativistic random phase approximation (FT-RRPA) as described in Refs. [36, 44]. The bosonic occupation factors $N(\Omega) = 1/(e^{\Omega/T} - 1)$ in Eq. (9) are associated with the phonons emitted and absorbed in the intermediate states of the proton-neutron pair propagation.

Results. — The performance of the approach at $T = 0$ is illustrated in Fig. 1 for the response of the semi-magic neutron-rich tin isotopes to the GT operator $V_{GT-}^{(0)} = \sum_{i=1}^A \Sigma^{(i)}\tau_-^{(i)}$, where Σ is the relativistic spin operator. The details of these calculations are given in Ref. [13].

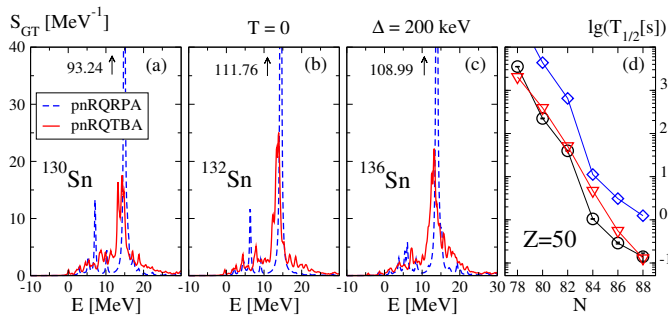


FIG. 1. GT- strength distribution for $^{130,132,136}\text{Sn}$ nuclei at zero temperature in the pnRQTBA, compared to the pnRQRPA (a-c). Beta decay half-lives in neutron-rich tin isotopes (d).

One can see that the PVC effects included in the proton-neutron relativistic quasiparticle time blocking approximation (pnRQTBA) produce a significant fragmentation of the GTR as compared to the proton-neutron relativistic QRPA (pnRQRPA). In turn, this fragmentation redistributes the strength in the low-energy sector, in particular, in Q_β window and leads to faster beta decay, in agreement to data. We will see in the following that at finite temperature the PVC term $\Phi(\omega, T)$ plays a similar role.

First calculations at $T > 0$ within the proton-neutron finite-temperature relativistic time blocking approximation (FT-RTBA) (5-9) were performed for three closed-shell nuclei ^{48}Ca , ^{78}Ni , and ^{132}Sn , for which we have obtained a very good description of data at $T = 0$ [43]. In the latter work, the GT strength functions for ^{48}Ca and ^{132}Sn were directly compared to data, together with the beta decay half-lives for ^{132}Sn and also for ^{78}Ni , where the GT strength distribution is still unavailable. In all cases, the PVC contributions were found crucial in reproducing experimental data. The agreement with data at $T = 0$, together with the recent successful implementation of FT-RTBA for the neutral channel [36, 44], thus serves as a good benchmark for the present theory.

For the calculations at $T > 0$ the same numerical scheme and model space truncations as in Refs. [36, 44] were used in the present applications. Fig. 2 displays the GTR in a doubly-magic ^{48}Ca at various temperatures. The right panel shows the general features of the GTR and its temperature evolution calculated within the proton-neutron FT-RRPA (dashed curves) and FT-RTBA (solid curves) with the imaginary part of the energy variable $\Delta = 200$ keV. One can notice that the temperature increase induces additional fragmentation of the overall strength distribution that occurs due to the thermal unblocking of transitions within particle-particle and hole-hole pairs. Compared to FT-RRPA, the fragmentation effects due to the PVC in FT-RTBA remain quite strong with the temperature increase for both high-energy and low-energy peaks. Calculations up to the temperature $T = 6$ MeV (not shown here) have revealed a continuation of these trends. The general features of

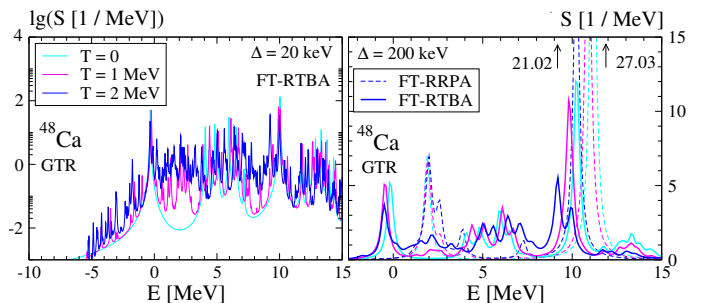


FIG. 2. GT- strength distribution in ^{48}Ca at various temperatures in the proton-neutron FT-RRPA and FT-RTBA.

the GTR obtained in the proton-neutron FT-RTBA calculations are consistent with the results of Refs. [45, 46] and with the model analyses of Refs. [47, 48]. The left panel of Fig. 2 displays a detailed fine structure of the GT strength, which was obtained in FT-RTBA calculations with $\Delta = 20$ keV, on the logarithmic scale. Here one can observe clearly a large amount of the new states emerging with more and more of the thermal unblocking in both high and low-energy sectors.

In Fig. 3 the calculated GT- response is shown for ^{78}Ni and ^{132}Sn nuclei. The right panels (b, d) display the GT- strength distributions calculated with $\Delta = 200$ keV in the proton-neutron FT-RRPA and FT-RTBA. Similarly to the case of ^{48}Ca , the thermal and PVC effects are clearly visible and cause general fragmentation of the GTR as well as its spread toward low energies. The left panels (a, c) demonstrate the temperature evolution of the fine structure of the GTR in these nuclei by showing the proton-neutron FT-RTBA calculations with $\Delta = 20$ keV on a smaller temperature grid within the Q_β window. The enhancement of the GT strength in this energy region with the temperature growth is signaling about the increasing beta instability of both nuclei.

However, the GT- transitions are not the only ones which contribute to the beta decay. Indeed, as it was shown in a number of works, the first-forbidden transitions also play a role in this process [49–52]. In order to evaluate their contribution, we have calculated response to the spin dipole operator $V_{SDR-}^{(0)} = \sum_{i=1}^A r^{(i)} [\Sigma^{(i)} \otimes Y_1^{(i)}] J \tau_-^{(i)}$ for $J^\pi = 0^-, 1^-, 2^-$. The corresponding strength functions calculated with and without nuclear charge formfactor, together with the isovector dipole response and Dirac γ_5 matrix elements, define the contribution of the FF transitions to the beta decay rates [49]. Fig. 4 shows the spin dipole response (SDR) summed over the angular momenta $J = 0, 1, 2$ as an example of the typical behavior of the FF transitions. Like in the previous figure, the right panels (b, d) display the overall SDR up to high excitation energy and the left panels (a, c) emphasize the fine structure of the SDR in the Q_β window on a finer temperature grid. We see that the temperature increase broadens the overall SDR distribution and slightly shifts the entire spectrum toward

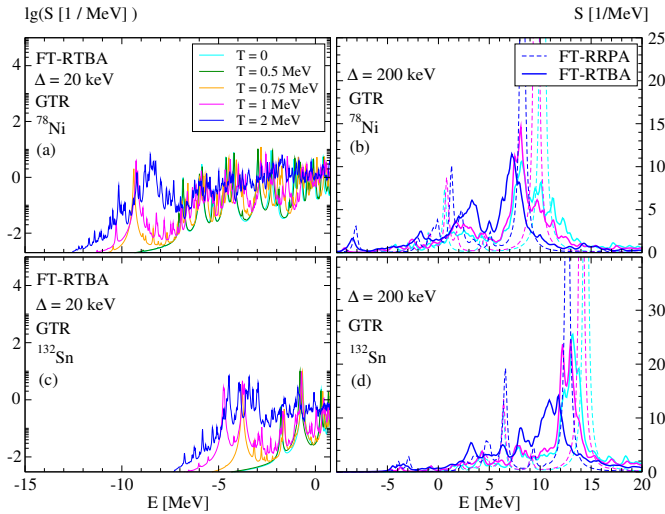


FIG. 3. GT₋ strength distribution in ^{78}Ni and ^{132}Sn at various temperatures with respect to the ground states of the parent nuclei. See text for details.

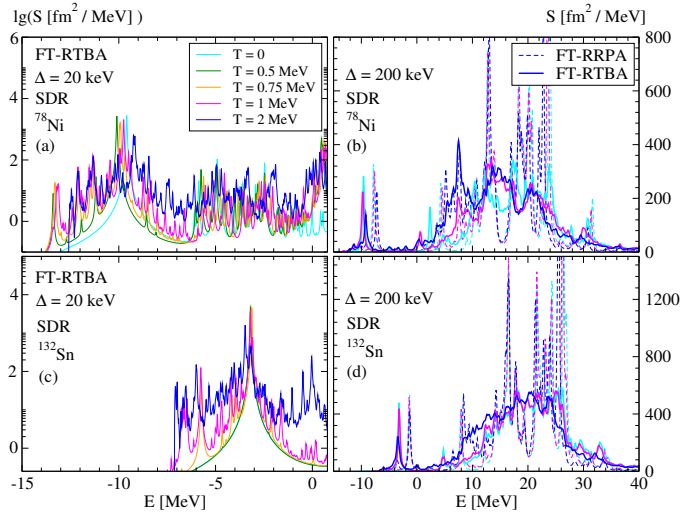


FIG. 4. Same as in Fig. 3, but for the spin dipole resonance (SDR).

lower energies. Compared to the FT-RRPA calculations, the strength is also strongly fragmented at all temperatures. The fine structure of the low-energy part of the SDR given in panels (a, c) shows a remarkable sensitivity of the FF transitions to temperature, especially in the case of ^{78}Ni where they change noticeably already at $T = 0.5$ MeV. More strength appears in the Q_β window with the temperature growth while at $T = 2$ MeV the lowest states are visibly pushed up in energy. The latter occurs due to the decrease of the difference between the proton and neutron chemical potentials.

Corresponding beta decay half-lives $T_{1/2}$ in a hot stellar environment were evaluated for the typical value of electron density ρ and electron-to-baryon ratio Y_e , such as $\lg(\rho Y_e) = 7$, with ρY_e in g cm^{-3} [53, 54], and sum-

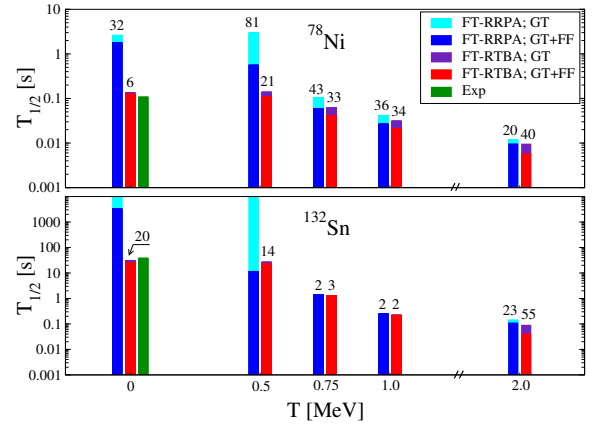


FIG. 5. Beta decay half lives of ^{132}Sn and ^{78}Ni at various temperatures for electron density $\lg(\rho Y_e) = 7$.

marized in Fig. 5. For each temperature, we show the beta decay half-lives calculated in the proton-neutron FT-RRPA and FT-RTBA with (GT+FF) and without (GT) contributions of the FF transitions. The latter contributions are given in Fig. 5 in percentage with respect to the total beta decay rates λ defined as $\lambda = \ln 2 / T_{1/2}$. These ratios are not given only for (FT)-RRPA in ^{132}Sn at $T = 0$ and $T = 0.5$ MeV because of practically absent GT transitions. The half-lives have been evaluated according to Refs. [49, 51, 52] while accounting for the temperature dependence of the leptonic phase space and detailed balance as in Refs. [2, 55]. However, in contrast to the Refs. [51, 52], in our calculations no quenching factors were used for the transition matrix elements and for the axial vector coupling constant. As in Ref. [43], at $T = 0$ the proton-neutron RRPA strongly overestimates the $T_{1/2}$ values in both nuclei, in particular, ^{132}Sn looks almost stable, however, the proton-neutron RTBA brings them in a very good agreement with experimental observations. In the present calculations we found that the inclusion of the first-forbidden transitions shortens the half-lives slightly further, but the inclusion of ground state correlations associated with PVC should correct for this small shortcoming. These correlations will be addressed in some future work. At $T > 0$ one can observe a gradual decrease of $T_{1/2}$ in both nuclei after $T = 0.5$ MeV. A small increase of the total half-lives at this temperature occurs because of the electron Fermi-Dirac distribution factor [2] while the nuclear spectra change relatively little. However, at higher temperature the enhancement of the GT and FF transitions seen in Figs. 3,4 at low energies starts to be important. The contribution of FF transitions is also increasing gradually after $T > 0.5$ MeV in ^{78}Ni while in ^{132}Sn it has a minimum at $T = 1$ MeV because of strong mutual cancellation of the associated matrix elements. When going from $T = 0$ to $T = 2$ MeV, the overall FT-RTBA half-lives decrease by a factor of 22 and 632 in ^{78}Ni and ^{132}Sn ,

respectively, while the FF transitions contribute to the beta decay rates by 40% and 55% at $T = 2$ MeV, compared to 6% and 20% at $T = 0$. Open-shell nuclei are expected to be even more sensitive to low temperatures, therefore, future developments should address also effects of superfluid pairing.

Summary. — The nuclear charge-exchange finite-temperature response theory is advanced beyond the one-loop approximation. The developed approach is implemented in the framework of quantum hydrodynamics in a parameter-free calculation scheme. The temperature evolution of the spin-isospin response in closed-shell nuclei ^{48}Ca , ^{78}Ni , and ^{132}Sn is investigated quantitatively. A remarkable enhancement of the Gamow-Teller and spin dipole transitions at lowest excitation energies is found already at moderate temperatures, while the fragmentation effects due to the PVC mechanism remain strong. We show that this enhancement, as a consequence of

the thermal unblocking, gives rise to the shortening of the beta decay half-lives with the temperature increase in hot stellar environments. Being well constrained at $T = 0$ and benchmarked in neutral-channel calculations at $T > 0$, the developed approach can provide accurate description of the proton-neutron response, beta decay and electron capture rates in a wide range of temperatures and densities. Thus, it can support modeling of various astrophysical objects, from supernovae to neutron star mergers.

The authors greatly appreciate discussions with A. Dzhiyev, G. Martínez-Pinedo, R. Surman and M. Famiano. This work is partly supported by US-NSF Grant PHY-1404343, NSF Career Grant PHY-1654379, by the Institute for Nuclear Theory under US-DOE Grant DE-FG02-00ER41132 and by JINA-CEE under US-NSF Grant PHY-1430152.

-
- [1] B. A. Brown and B. H. Wildenthal, *Atomic Data and Nuclear Data Tables* **33**, 347 (1985).
 - [2] K. Langanke and G. Martínez-Pinedo, *Atomic Data and Nuclear Data Tables* **79**, 1 (2001).
 - [3] IAEA, Nuclear Data Services, <https://www-nds.iaea.org>.
 - [4] F. K. Thielemann *et al.*, *Progress in Particle and Nuclear Physics* **46**, 5 (2001).
 - [5] M. Mumpower, R. Surman, G. McLaughlin, and A. Aprahamian, *Progress in Particle and Nuclear Physics* **86**, 86 (2016).
 - [6] J. J. Cowan, F.-K. Thielemann, and J. W. Truran, *Physics Reports* **208**, 267 (1991).
 - [7] M. Arnould, S. Goriely, and K. Takahashi, *Physics Reports* **450**, 97 (2007).
 - [8] K. Langanke, G. Martínez-Pinedo, J. Sampaio, D. Dean, W. Hix, O. Messer, A. Mezzacappa, M. Liebendörfer, H.-T. Janka, and M. Rampp, *Physical Review Letters* **90**, 241102 (2003).
 - [9] G. Martínez-Pinedo, Y. H. Lam, K. Langanke, R. G. T. Zegers, and C. Sullivan, *Physical Review C* **89**, 045806 (2014).
 - [10] F. Minato and K. Hagino, *Physical Review C* **80**, 065808 (2009).
 - [11] A. A. Dzhiyev, A. Vdovin, V. Y. Ponomarev, J. Wambach, K. Langanke, and G. Martínez-Pinedo, *Physical Review C* **81**, 015804 (2010).
 - [12] Y. Niu, N. Paar, D. Vretenar, J. Meng, *et al.*, *Physical Review C* **83**, 045807 (2011).
 - [13] C. Robin and E. Litvinova, *European Physical Journal A* **52**, 205 (2016).
 - [14] E. Litvinova and P. Ring, *Physical Review C* **73**, 044328 (2006).
 - [15] E. Litvinova, P. Ring, and V. Tselyaev, *Physical Review C* **75**, 064308 (2007).
 - [16] E. Litvinova, P. Ring, and V. Tselyaev, *Physical Review C* **78**, 014312 (2008).
 - [17] E. Litvinova, P. Ring, and V. Tselyaev, *Physical Review Letters* **105**, 022502 (2010).
 - [18] T. Marketin, E. Litvinova, D. Vretenar, and P. Ring, *Physics Letters* **B706**, 477 (2012).
 - [19] E. Litvinova, B. Brown, D.-L. Fang, T. Marketin, and R. Zegers, *Physics Letters* **B730**, 307 (2014).
 - [20] E. Litvinova, *Physics Letters* **B755**, 138 (2016).
 - [21] D. Vretenar, A. V. Afanasjev, G. A. Lalazissis, and P. Ring, *Physics Reports* **409**, 101 (2005).
 - [22] P. Ring, Z.-Y. Ma, N. Van Giai, D. Vretenar, A. Wandelt, and L.-G. Cao, *Nuclear Physics A* **694**, 249 (2001).
 - [23] H. Kurasawa, T. Suzuki, and N. Van Giai, *Physics Letters C* **68**, 064311 (2003).
 - [24] E. Litvinova, P. Ring, V. Tselyaev, and K. Langanke, *Physical Review C* **79**, 054312 (2009).
 - [25] E. Litvinova, H. Loens, K. Langanke, G. Martínez-Pinedo, T. Rauscher, P. Ring, F.-K. Thielemann, and V. Tselyaev, *Nuclear Physics* **A823**, 26 (2009).
 - [26] J. Endres, E. Litvinova, D. Savran, P. A. Butler, M. N. Harakeh, S. Harissopoulos, R.-D. Herzberg, R. Krücken, A. Lagoyannis, N. Pietralla, V. Y. Ponomarev, L. Popescu, P. Ring, M. Scheck, K. Sonnabend, V. I. Stoica, H. J. Wörtche, and A. Zilges, *Physical Review Letters* **105**, 212503 (2010).
 - [27] A. Tamii, I. Poltoratska, P. von Neumann-Cosel, Y. Fujita, T. Adachi, C. A. Bertulani, J. Carter, M. Dozono, H. Fujita, K. Fujita, K. Hatanaka, D. Ishikawa, M. Itoh, T. Kawabata, Y. Kalmykov, A. M. Krumbholz, E. Litvinova, H. Matsubara, K. Nakanishi, R. Neveling, H. Okamura, H. J. Ong, B. Özel-Tashenov, V. Y. Ponomarev, A. Richter, B. Rubio, H. Sakaguchi, Y. Sakemi, Y. Sasamoto, Y. Shimbara, Y. Shimizu, F. D. Smit, T. Suzuki, Y. Tameshige, J. Wambach, R. Yamada, M. Yosoi, and J. Zenihiro, *Physical Review Letters* **107**, 062502 (2011).
 - [28] R. Massarczyk, R. Schwengner, F. Dönau, E. Litvinova, G. Rusev, R. Beyer, R. Hannaske, A. Junghans, M. Kempe, J. H. Kelley, *et al.*, *Physical Review C* **86**, 014319 (2012).
 - [29] E. Litvinova, P. Ring, and V. Tselyaev, *Physical Review C* **88**, 044320 (2013).
 - [30] D. Savran, T. Aumann, and A. Zilges, *Progress in Particle and Nuclear Physics* **70**, 210 (2013).
 - [31] E. Lanza, A. Vitturi, E. Litvinova, and D. Savran, *Phys-*

- ical Review C **89**, 041601 (2014).
- [32] I. Poltoratska, R. Fearick, A. Krumbholz, E. Litvinova, H. Matsubara, P. von Neumann-Cosel, V. Y. Ponomarev, A. Richter, and A. Tamii, *Physical Review C* **89**, 054322 (2014).
- [33] B. Özel-Tashenov, J. Enders, H. Lenske, A. Krumbholz, E. Litvinova, P. von Neumann-Cosel, I. Poltoratska, A. Richter, G. Rusev, D. Savran, and N. Tsoneva, *Physical Review C* **90**, 024304 (2014).
- [34] I. A. Egorova and E. Litvinova, *Physical Review C* **94**, 034322 (2016).
- [35] E. Litvinova, C. Robin, and I. A. Egorova, *Physics Letters* **B776**, 72 (2018).
- [36] E. Litvinova and H. Wibowo, *Physical Review Letters* **121**, 082501 (2018).
- [37] H. M. Sommermann, *Annals of Physics* **151**, 163 (1983).
- [38] G. Lalazissis, J. König, and P. Ring, *Physical Review C* **55**, 540 (1997).
- [39] N. Paar, T. Nikšić, D. Vretenar, and P. Ring, *Physical Review C* **69**, 054303 (2004).
- [40] W.-H. Long, N. Van Giai, and J. Meng, *Physics Letters B* **640**, 150 (2006).
- [41] H. Liang, N. Van Giai, and J. Meng, *Physical Review Letters* **101**, 122502 (2008).
- [42] H. Liang, P. Zhao, P. Ring, X. Roca-Maza, J. Meng, *et al.*, *Physical Review C* **86**, 021302 (2012).
- [43] C. Robin and E. Litvinova, *Physical Review C* **98**, 051301 (2018).
- [44] H. Wibowo and E. Litvinova, arXiv:1810.01456, submitted to *Physical Review C* (2018).
- [45] D. Lacroix, P. Chomaz, and S. Ayik, *Physical Review C* **58**, 2154 (1998).
- [46] D. Lacroix, P. Chomaz, and S. Ayik, *Physics Letters* **B489**, 137 (2000).
- [47] V. V. Sokolov and V. G. Zelevinsky, *Physical Review C* **56**, 311 (1997).
- [48] C. Stoyanov and V. Zelevinsky, *Physical Review C* **70**, 014302 (2004).
- [49] H. Behrens and W. Bühring, *Nuclear Physics* **A162**, 111 (1971).
- [50] E. K. Warburton and I. S. Towner, *Physics Reports* **243**, 103 (1994).
- [51] Q. Zhi, E. Caurier, J. J. Cuenca-Garcia, K. Langanke, G. Martínez-Pinedo, and K. Sieja, *Physical Review C* **C87**, 025803 (2013).
- [52] T. Marketin, L. Huther, and G. Martínez-Pinedo, *Physical Review C* **C93**, 025805 (2016).
- [53] G. M. Fuller, W. A. Fowler, and M. J. Newman, *Astrophysical Journal* **252**, 715 (1982).
- [54] K. Langanke and G. Martínez-Pinedo, *Nuclear Physics* **A673**, 481 (2000).
- [55] A. A. Dzhiboev, A. I. Vdovin, and J. Wambach, *Physical Review C* **92**, 045804 (2015).