

Exciting determinants in Quantum Monte Carlo: Loading the dice with fast, low memory weights

Verena A. Neufeld* and Alex J. W. Thom†

Department of Chemistry, Lensfield Road, Cambridge, CB2 1EW, United Kingdom

(Dated: August 17, 2018)

High-quality excitation generators are crucial to the effectiveness of Coupled cluster Monte Carlo (CCMC) and full configuration interaction Quantum Monte Carlo (FCIQMC) calculations. The heat bath sampling of Holmes et al. [A. A. Holmes, H. J. Changlani, and C. J. Umrigar, *J. Chem. Theory Comput.* 12, 1561 (2016)] dramatically increases the efficiency of the spawn step of such algorithms but requires memory storage scaling quartically with system size which can be prohibitive for large systems. Alavi *et al.* [S. D. Smart, G. H. Booth, and A. Alavi, unpublished] then approximated these weights with weights based on Cauchy–Schwarz-like inequalities calculated on-the-fly. While reducing the memory cost, this algorithm scales linearly in system size computationally. We combine both these ideas with the single reference nature of many systems, and introduce a spawn-sampling algorithm that has low memory requirements (quadratic in basis set size) compared to the heat bath algorithm and only scales either independently of system size (CCMC) or linearly in the number of electrons (FCIQMC). On small water chains with localized orbitals, we show that it is equally efficient as the other excitation generators. As the system gets larger, it converges faster than the on-the-fly weight algorithm, while having a much more favourable memory scaling than the heat bath algorithm.

I. INTRODUCTION

Coupled cluster Theory^{1–4} can give ground state energies to chemical accuracy (1 kcal mol⁻¹)^{4,5} in a systematically improvable manner. As an alternative to deterministically solving the coupled cluster equations, stochastic coupled cluster (CCMC)^{6–10} adopts a sparse representation of the wavefunction which can reduce memory requirements compared to a full deterministic representation. This enables the use of higher coupled cluster levels and larger basis sets. Recently¹¹, a finite uniform electron gas has been studied with truncation levels coupled cluster singles and doubles (CCSD) up to quintuple excitations (CCSDTQ5) reaching basis set sizes of 18342 spinorbitals. Like full configuration interaction quantum Monte Carlo (FCIQMC)^{12,13}, CCMC also does not suffer from the fermion sign problem in the same way¹⁴ as diffusion Monte Carlo (DMC)¹⁵ does. Provided there are enough walkers in the calculations^{13,14}, FCIQMC energies are exact for the basis set chosen. FCIQMC has been applied to various molecules^{16–23} and some periodic systems^{11,14,24–30} to find ground state energies. It has also been used to determine excited state energies for example^{31–35}. Both CCMC and FCIQMC have been used with the CC(P;Q) technique³⁶, which can speed up the time needed to find the main excitors/determinants in CC(P;Q). The algorithm used to perform FCIQMC and CCMC affects the speed and convergence, and there is still great scope for improvements^{7–9,13,20,37–41}. Here, we propose a change to the *spawn* step in the algorithm to use weighted excitations, inspired by the heat bath algorithm proposed by Holmes et al.²⁰ (which was then expanded to the heat bath configuration interaction algorithm^{42–44}), and Cauchy–Schwarz weights proposed by Smart et al.⁴⁰. The method introduced here has a lower computational scaling than the heat bath excita-

tion generators and a significantly lower memory cost.

The main part of Fock space quantum Monte Carlo algorithms such as CCMC and FCIQMC consists of four steps; *selection* of a determinant/an excitor, *spawn*, *death* and *annihilation*. The *spawn* part of the algorithm explores the space of possible determinants/exciters. For a given determinant, it decides how the determinants connected via the hamiltonian become involved in the wavefunction by becoming occupied. As Holmes et al.²⁰ already noted, it is not efficient to give all determinants/exciters an equal probability of being considered as some are more important for the dynamics than others. They have shown that their heat bath weighting when selecting states to spawn to can greatly improve the overall efficiency.

A Slater determinant $|D_{\mathbf{m}}\rangle$ is connected to another determinant $|D_{\mathbf{n}}\rangle$ by their connecting Hamiltonian element $\langle D_{\mathbf{n}}|\hat{H}|D_{\mathbf{m}}\rangle$ as part of the *spawn* step and the algorithms to choose $|D_{\mathbf{n}}\rangle$ given $|D_{\mathbf{m}}\rangle$ are called excitation generators. The probability of this generation is denoted $p(\mathbf{n}|\mathbf{m}) = p_{\text{gen}}$ after which a spawn occurs with probability $p_{\text{spawn}} \propto \delta\tau \frac{|\langle D_{\mathbf{n}}|\hat{H}|D_{\mathbf{m}}\rangle|}{p_{\text{gen}}}$, with time step $\delta\tau$.

For an efficient calculation, p_{spawn} should have a reasonable value. If $p_{\text{spawn}} > 1$, multiple particles are spawned at the same time, known as a “bloom”, which is undesirable as it leads to less controllable population dynamics. If, however, p_{spawn} is small, determinants are selected with no resulting spawn, and the algorithm is inefficient. p_{spawn} therefore ideally has a constant value, which can be altered by the time step $\delta\tau$. Hence, it is desirable to make p_{gen} proportional to $|\langle D_{\mathbf{n}}|\hat{H}|D_{\mathbf{m}}\rangle|$ rather than selecting determinants uniformly. Holmes et al.²⁰ have introduced a heat bath sampling algorithm which weights the probability of choosing $|D_{\mathbf{n}}\rangle$ with approximately $\langle D_{\mathbf{n}}|\hat{H}|D_{\mathbf{m}}\rangle$, but requires pre-computation

of Hamiltonian elements leading to a significant storage cost of $\mathcal{O}(M^4)$ (which is of the same order as stored integrals if the code does not calculate them on-the-fly) and computational cost of $\mathcal{O}(N)$ where M and N are the size of the basis set and number of electrons respectively. Smart et al.⁴⁰ have reported the use of the Cauchy–Schwarz-like inequalities to provide upper bounds for $\langle D_{\mathbf{n}} | H | D_{\mathbf{m}} \rangle$ with weights calculated on-the-fly. This reduces the storage cost while being linearly scaling in the number of orbitals.

Inspired by these ideas, excitation generators were investigated with weights generated on-the-fly using Cauchy–Schwarz and Power–Pitzer⁴⁵ inequalities to approximate $|\langle D_{\mathbf{n}} | \hat{H} | D_{\mathbf{m}} \rangle|$ whose computational cost scales linearly with the number of spinorbitals in the basis, M . We then present a new excitation generator that uses this Power–Pitzer inequality but is of low computational order, $\mathcal{O}(N_{\text{ex.}})$ in the case of CCMC or $\mathcal{O}(N)$ when using FCIQMC, with memory cost $\mathcal{O}(M^2)$ which is also below the heat bath memory scaling. $N_{\text{ex.}}$ for a determinant or excitor is the number of electrons excited with respect to the reference. For a truncated coupled cluster theory $N_{\text{ex.}}$ does not scale with system size. In a single-reference calculation, the reference determinant carries the most weight in the wavefunction and the majority of spawnings occur from determinants within a few electrons of excitation of this. We therefore may pre-compute excitation weightings based on the reference determinant, which shares the majority of electrons with nearby excited determinants, and then map the excitation to apply to any excited determinant, $|D_{\mathbf{n}}\rangle$. By this method, similar weights to the heat bath algorithm are employed and the spread in $\frac{|\langle D_{\mathbf{n}} | \hat{H} | D_{\mathbf{m}} \rangle|}{p_{\text{gen}}}$ is minimised at a reduced computational and memory cost.

We now give a brief summary of the CCMC method, followed by a more detailed description of various excitation generators whose performances we then compare.

II. COUPLED CLUSTER MONTE CARLO

This section describes the coupled cluster Monte Carlo (CCMC) method. Full configuration interaction Quantum Monte Carlo (FCIQMC) has been discussed extensively in the literature, see e.g. Refs.^{12,13,27}. CCMC solves the coupled cluster equations stochastically enabling calculations with larger basis sets and coupled cluster truncation levels than deterministic methods. This section gives an overview over the algorithm and more information can be found in Refs.^{6–9}.

The single reference coupled cluster wavefunction $|\Psi\rangle$ is written as

$$|\Psi\rangle \propto \exp(\hat{T}) |D_{\mathbf{0}}\rangle \quad (1)$$

where $|D_{\mathbf{0}}\rangle$ is the reference determinant and

$$\hat{T} = \sum_{\mathbf{i}} t_{\mathbf{i}} \hat{a}_{\mathbf{i}}. \quad (2)$$

$\hat{a}_{\mathbf{i}}$ are “excitors” that generate determinants from the reference as

$$|D_{\mathbf{i}}\rangle = \hat{a}_{\mathbf{i}} |D_{\mathbf{0}}\rangle. \quad (3)$$

The one-electron orbitals used here are all orthogonal. The set of $\hat{a}_{\mathbf{i}}$ included depends on the coupled cluster truncation level. In coupled cluster singles and doubles (CCSD), those that create single and double excitations are included whereas CCSDT contains those with triple excitations as well and so on. The unconventional unlinked coupled cluster equations are solved as⁴⁶,

$$\langle D_{\mathbf{n}} | \hat{H} | \Psi \rangle = E \langle D_{\mathbf{n}} | \Psi \rangle \quad (4)$$

for the ground state energy E . Multiplying by a small number, $\delta\tau$, this can be rewritten as

$$\langle D_{\mathbf{n}} | 1 - \delta\tau(\hat{H} - E) | \Psi \rangle = \langle D_{\mathbf{n}} | \Psi \rangle. \quad (5)$$

with imaginary time step $\delta\tau$. We arrive at an iterative equation for the coefficients $t_{\mathbf{i}}$ for the Slater determinants in Ψ in imaginary time τ

$$t_{\mathbf{n}}(\tau + \delta\tau) = t_{\mathbf{n}}(\tau) - \delta\tau \langle D_{\mathbf{n}} | (\hat{H} - E) | \Psi(\tau) \rangle. \quad (6)$$

Franklin et al.⁸ have rewritten equation 6 as

$$\begin{aligned} t_{\mathbf{n}}(\tau + \delta\tau) = & t_{\mathbf{n}}(\tau) \\ & - \delta\tau \langle D_{\mathbf{n}} | (\hat{H} - E_{\text{proj.}} - E_{\text{HF}}) | \Psi(\tau) \rangle \\ & - \delta\tau (E_{\text{proj.}} - S) t_{\mathbf{n}}(\tau). \end{aligned} \quad (7)$$

where the sum of the Hartree–Fock energy E_{HF} and the shift S was substituted for the ground state energy E . The projected energy $E_{\text{proj.}}$ and the population controlling shift S (described below) are both measures for the correlation energy and are relatively uncorrelated. $E_{\text{proj.}}$ is given by

$$E_{\text{proj.}} = \frac{\langle D_{\mathbf{0}} | \hat{H} - E_{\text{HF}} | \Psi \rangle}{\langle D_{\mathbf{0}} | \Psi \rangle}. \quad (8)$$

Equation 7 is then sampled stochastically as described below and $t_{\mathbf{n}}$ is updated at each time step. Monte Carlo particles, “excips”, are placed on the excitors $a_{\mathbf{i}}$. At first, all excips are on the null excitor $a_{\mathbf{0}}$ that gives back the reference determinant. As the simulation proceeds, they multiply and spread to other excitors with *spawn*, *death/birth* and *annihilation* steps at each imaginary time step.

During each time step, a single excitor or cluster of excitors which have particles on them are first randomly selected, e.g. the two excitors $a_{\mathbf{i}}$ and $a_{\mathbf{j}}$, that when acting together on the reference determinant $|D_{\mathbf{0}}\rangle$, gives another determinant $|D_{\mathbf{m}}\rangle$, i.e. $\hat{a}_{\mathbf{i}}\hat{a}_{\mathbf{j}} |D_{\mathbf{0}}\rangle = \hat{a}_{\mathbf{i}} |D_{\mathbf{j}}\rangle = |D_{\mathbf{m}}\rangle$. This determinant then undergoes the following processes:

- *Spawn*: Another determinant $|D_{\mathbf{n}}\rangle$ is randomly selected with a probability p_{gen} . An excip of appropriate sign is placed on $\hat{a}_{\mathbf{n}}$ with a probability proportional to $\frac{\delta\tau |\langle D_{\mathbf{n}} | \hat{H} | D_{\mathbf{m}} \rangle|}{p_{\text{gen}}}$.

- *Death/Birth*: An excip of opposite or the same sign is placed on $a_{\mathbf{m}}$ with a probability proportional to $|\langle D_{\mathbf{m}} | \hat{H} - S - E_{\text{HF}} | D_{\mathbf{m}} \rangle|$ if just one excitor was used to form $|D_{\mathbf{m}}\rangle$ and a probability proportional to $|\langle D_{\mathbf{m}} | \hat{H} - E_{\text{proj.}} - E_{\text{HF}} | D_{\mathbf{m}} \rangle|$ if a cluster was used.
- *Annihilation*: Finally, at the end of a imaginary time step, excip pairs of opposite sign on the same excitor are removed.

The shift is initially set to zero and is allowed to vary once a the total population (number of particles), $N_{\text{ex.}}$, is higher than the critical population at the “shoulder” or “plateau”^{6,14}. To give an on-average constant population, it is updated every B iterations according to

$$S(\tau) = S(\tau - \delta\tau B) - \frac{\gamma}{B\delta\tau} \ln \frac{N(\tau)}{N(\tau - \delta\tau B)} \quad (9)$$

where γ is the shift damping factor.

Rather than integer-valued, real-valued excip amplitudes^{37,47} have been used and the full non-composite version of the CCMC algorithm¹⁰ with truncated and even selection⁹ has been applied. We have also used parallelization as described in Ref.¹⁰. The results here were checked for population control bias using a reweighting scheme by Umrigar et al.⁴⁸ and Vigor et al.⁴⁹. Data has been reblocked⁵⁰ implemented in pyblock⁵¹ to estimate error bars. Our CCMC and FCIQMC calculations were done with the HANDE code⁵² which is open source⁵³.

III. EXCITATION GENERATORS

As mentioned above, in the *spawn* step, the excitation generator selects a determinant $|D_{\mathbf{n}}\rangle$ connected to $|D_{\mathbf{m}}\rangle$ with probability p_{gen} . The spawn probability is proportional to $\frac{\delta\tau |\langle D_{\mathbf{n}} | \hat{H} | D_{\mathbf{m}} \rangle|}{p_{\text{gen}}}$. In this paper, we present a method that aims to use an optimal p_{gen} so that more important determinants are selected with a higher probability. An introduction to excitation generators in FCIQMC which uses the same/similar excitation generators, is given by Booth et al.^{12,19}. The idea of excitation generation and dividing by the generation probability was also discussed in e.g. Refs.^{20,54–57} and a transition with uniform selection is also done by the configuration state function projector Monte Carlo method of Ohtsuka et al.⁵⁸. Kolodrubetz et al.⁵⁶ used a weighted excitation generator that — among other distributions — used the inverse momentum squared as a weight. Booth et al.¹⁹ also considered weighting the excitation generation by Hamiltonian matrix elements by enumerating a subset of excitations with the magnitudes of these Hamiltonian elements. Due to the cost of finding $p_{\text{gen.}}$, this idea was not pursued further. A version of the uniform excitation generators described here, is explained in detail in Ref.¹⁹.

The spawn probability is only non-zero if $\langle D_{\mathbf{n}} | \hat{H} | D_{\mathbf{m}} \rangle$ is non-zero. The Hamiltonians, \hat{H} , considered here only contain constant, one body, and two body terms. $\langle D_{\mathbf{n}} | \hat{H} | D_{\mathbf{m}} \rangle$ can therefore only be non-zero if $|D_{\mathbf{n}}\rangle$ and $|D_{\mathbf{m}}\rangle$ differ by at most two orbitals. To select a suitable $|D_{\mathbf{n}}\rangle$ for $|D_{\mathbf{m}}\rangle$ to spawn to, we can create a single or a double excitation from $|D_{\mathbf{m}}\rangle$ to generate $|D_{\mathbf{n}}\rangle$ ($\mathbf{n} \neq \mathbf{m}$). Any other excitation would lead to a zero spawn probability. Except for the “original” heat bath excitation generator, all excitation generators discussed here create a single or double excitation from $|D_{\mathbf{m}}\rangle$ to generate $|D_{\mathbf{n}}\rangle$ with probability p_{single} or $1 - p_{\text{single}}$ respectively. As suggested by Holmes et al.²⁰, we aim to appropriately select $p_{\text{spawn,single}}$ and $p_{\text{spawn,double}}$ by setting p_{single} suitably to optimize the distribution of excitations. For a single excitation where electron in spinorbital i is excited to spinorbital a ,

$$p_{\text{gen,single}} = p_{\text{single}} p_{\text{method}} p(i) p(a|i). \quad (10)$$

where p_{method} contains additional factors depending on the selection method of i and a .

In the case of a double excitation, $ij \rightarrow ab$, as i and j ideally come from the same set of orbitals (those occupied in the determinant) and so do a and b (those unoccupied in the determinant), first ij and then ab are selected in all excitation generators discussed here. That means that for example while the selection order between i and j can vary, a will not be selected before either i and j . The possible orders are therefore $ijab$, $ijba$, $jiab$ and $jiba$. While the first selected occupied is called i and the second j , their indistinguishability has to be taken into account when calculating p_{gen} :

$$p_{\text{gen,double}} = (1 - p_{\text{single}}) p_{\text{method}} (p(i)p(j|i)p(a|i,j)p(b|a,i,j) + p(i)p(j|i)p(b|i,j)p(a|b,i,j) + p(j)p(i|j)p(a|j,i)p(b|a,j,i) + p(j)p(i|j)p(b|j,i)p(a|b,j,i)). \quad (11)$$

In a rather basic implementation, the spinorbitals with electrons to excite i (and j) and the spinorbitals to excite to a (and b) are selected with uniform probabilities. The excitation generator that we call *not renormalised excitation generator* or simply *no. renorm.* here, when doing a double excitation, first selects i and j as a pair with uniform probability from the set of occupied orbitals. In that case,

$$p_{\text{method}}(p(i)p(j|i) + p(j)p(i|j)) = \frac{2}{N(N-1)}, \quad (12)$$

where the number of electron is N . If both i and j have the same spin, σ , then a is uniformly chosen from the set of virtual orbitals of that spin, otherwise it can be any virtual orbital. b is then selected uniformly from the set of orbitals (excluding a) with required spin and symmetry. With this selection of b , it is possible that

after the selection of i , j , and a , there are no possible selections of b , it is a forbidden excitation generation. In that case the spawn attempt will be unsuccessful (we set $\langle D_{\mathbf{m}} | H | D_{\mathbf{n}} \rangle = 0$).

The choice of how to select which electrons to excite and to which spinorbitals they are excited is entirely arbitrary (assuming all valid excitations are possible), as long as the probability with which this selection has been done is known and p_{gen} is then calculated accordingly. As an alternative to the *not renormalised excitation generator* (*no. renorm.*), forbidden excitations (which lead to unsuccessful spawns) can be avoided by generating a different excitation and renormalising the appropriate probabilities. This is called the *renormalised excitation generator* or in short, *renorm.*. Again, see Booth et al.^{12,19} for an in-depth description of uniform excitation generators.

In the following subsections, we describe the heat bath excitation generators and the *heat bath/uniform Power-Pitzer* excitation generators which follow the ideas of Alavi and others. Finally, the *heat bath Power-Pitzer ref.* excitation generator is presented, which pre-computes some weights based on the reference determinant and therefore has a very low computational cost not scaling with system size ($\mathcal{O}(N_{\text{ex.}})$ when using CCMC or scaling as $\mathcal{O}(N)$ for FCIQMC instead of $\mathcal{O}(M)$). Its memory cost is significantly less than *heat bath* excitation generators, being $\mathcal{O}(M^2)$ instead of $\mathcal{O}(M^4)$. In appendix A, further uniform excitation generators are discussed.

Table I gives an overview over the weighted excitation generators presented here. This table should be understood together with the following descriptions in the next subsections.

A. Heat Bath Excitation Generators

The heat bath excitation generators aim to get the orbital selection weights as close as possible to the Hamiltonian matrix element $|\langle D_{\mathbf{n}} | \hat{H} | D_{\mathbf{m}} \rangle|$ with the aim of making part of the spawn probability $\frac{|\langle D_{\mathbf{n}} | \hat{H} | D_{\mathbf{m}} \rangle|}{p_{\text{gen}}}$ as close as possible to a constant. In the case of a double excitation $ij \rightarrow ab$, p_{gen} can be rewritten as

$$p_{\text{gen,double}} = p(i) \times p(j|i) \times p(a|ij) \times p(b|ija) = \frac{\sum_{jab} H_{ijab}}{\sum_{ijab} H_{ijab}} \times \frac{\sum_{ab} H_{ijab}}{\sum_{jab} H_{ijab}} \times \frac{\sum_b H_{ijab}}{\sum_{ab} H_{ijab}} \times \frac{H_{ijab}}{\sum_b H_{ijab}}, \quad (13)$$

where $H_{ijab} = |\langle D_{\mathbf{n}} | \hat{H} | D_{\mathbf{m}} \rangle|$ where $|D_{\mathbf{m}}\rangle$ and $|D_{\mathbf{n}}\rangle$ differ by the excitation $ij \rightarrow ab$. In the heat bath excitation generators, $\frac{\sum_{jab} H_{ijab}}{\sum_{ijab} H_{ijab}}$ is an approximation for $p(i)$ and so on.

Here, we distinguish between three different heat bath excitation generators described by/based on Holmes et al.²⁰. The ‘‘original’’ heat bath excitation generator as introduced and described in detail by Holmes et al.²⁰ (in

short *heat bath*), the heat bath excitation generator that decides first whether a single or a double excitation is performed and which samples singles uniformly which is mentioned by Holmes et al.²⁰ (*heat bath uniform singles*) and finally, the one that first decides whether to do a single or double excitation and samples singles exactly according to their Hamiltonian matrix element, *heat bath exact singles*⁵⁹. For more information and an in-depth description, see Ref.²⁰.

In all three heat bath excitation generators, all possible contractions of H_{ijab} appearing in equation 13 are pre-computed and stored. More specifically, $H_i = \sum_{jab} H_{ijab}$, $H_{ij} = \sum_{ab} H_{ijab}$, $H_{ija} = \sum_b H_{ijab}$ and H_{ijab} are pre-computed where i, j, a and b can be any spinorbital in the calculation. In all sums $i \neq j \neq a \neq b$. The alias methods^{20,60–62} are used and alias tables are pre-calculated for selecting a (given ij) with weights H_{ija} and one for selecting b (given ija) with weights H_{ijab} (which is of $\mathcal{O}(M^4)$). The look-up time with the alias method is of $\mathcal{O}(1)$. The alias tables for selecting i and selecting i given j are computed on-the-fly using pre-computed weights in $\mathcal{O}(N)$ time. The alias table for selecting i then only considers H_i from the set of occupied orbitals for i and when selecting j given i , the alias table only considers H_{ij} with occupied j .

When using the *heat bath* excitation generator to find an excitation, first an alias table is created on-the-fly for i as described above and then i is selected. We proceed similarly for j . Using the pre-computed alias table with weights H_{ija} , a is found. If this orbital is occupied, we have a forbidden excitation and the spawn attempt was unsuccessful. Only at this stage it is decided whether to attempt a single or a double excitation. In the algorithm by Holmes et al.²⁰, a single excitation is attempted with probability $\frac{H_{ia}}{H_{ia}+H_{ija}}$ and a double excitation is attempted with probability $\frac{H_{ija}}{H_{ia}+H_{ija}}$ if $H_{ia} < H_{ija}$ where $H_{ia} = |\langle D_{\mathbf{m}} | \hat{H} | D_{\mathbf{k}} \rangle|$ with $|D_{\mathbf{m}}\rangle$ and $|D_{\mathbf{k}}\rangle$ connected by the excitation $i \rightarrow a$. However, if $H_{ia} > H_{ija}$, both a double and a single excitation are attempted⁶³. This avoids low probabilities for choosing to do a double excitation if H_{ia} gets large. In our implementation in HANDE⁵², that approach was modified to only allow one excitation attempt per excitation generator call. If $H_{ia} \geq H_{ija}$, instead of choosing to attempt a single ($i \rightarrow a$) and a double ($ij \rightarrow ab$) excitation, a single or a double excitation is attempted with probability $\frac{1}{2}$ respectively. The rest follows Holmes et al.²⁰. Either a single excitation $i \rightarrow a$ is attempted now or b is selected from pre-computed weights and a double excitation $ij \rightarrow ab$ (provided b is not occupied) is attempted.

The *heat bath* excitation generator relies on single excitations being less significant. It has the major drawback in that it potentially has a bias if there exists no j to be selected after i and before a if $i \rightarrow a$ is valid. This is explained in more detail in Ref.²⁰. Our conservative but robust test for bias as implemented in HANDE, counts the number of j for which $\sum_b H_{ijab}$ is non zero for given

TABLE I: Overview of weighted excitation generators. C.-S. means Cauchy–Schwarz and P.-P. Power–Pitzer. p.c. is pre-calculated and o.t.f. means on-the-fly. Comp./memory \mathcal{O} is the computational/memory order the excitation generator scales with. As a method of selection, “heat bath” refers to “selecting those like the heat bath excitation generator”. Single excitations or ij in a double excitation that have been selected “uniformly”, have been selected with the uniform *renorm.* excitation generator. N is number of electrons, M the number of spinorbitals and N_{ex} the excitation level possible from the reference at this coupled cluster level.

	single excitations	ij	ab	comp. \mathcal{O}	memory \mathcal{O}
<i>heat bath</i>	decision after having selected ija	heat bath	heat bath	N	M^4
<i>heat bath uniform singles</i>	uniformly	heat bath	heat bath	N	M^4
<i>heat bath exact singles</i>	exactly, on-the-fly	heat bath	heat bath	NM	M^4
<i>uniform Cauchy–Schwarz</i>	uniformly	uniformly	C.-S. o.t.f.	M	M
<i>uniform Power–Pitzer</i>	uniformly	uniformly	P.-P. o.t.f.	M	M
<i>heat bath Cauchy–Schwarz</i>	uniformly	heat bath	C.-S. o.t.f.	M	M^2
<i>heat bath Power–Pitzer</i>	uniformly	heat bath	P.-P. o.t.f.	M	M^2
<i>heat bath Power–Pitzer ref.</i>	p.c.	heat bath p.c.	P.-P. p.c.	N or N_{ex}	M^2

ia. If this number is greater than the number of virtual orbitals, then there will always be an occupied j to be selected for allowed $i \rightarrow a$ and there is no bias.

B. On-the-fly Power–Pitzer Excitation Generators

While bringing $\frac{|\langle D_{\mathbf{n}} | \hat{H} | D_{\mathbf{m}} \rangle|}{p_{\text{gen}}}$ closer to a constant as uniform excitation generators²⁰, *heat bath* excitation generators suffer from a large memory cost ($\mathcal{O}(M^4)$). To reduce the memory cost, Alavi and Smart et al.⁴⁰ had the idea of calculating approximate weights on-the-fly in $\mathcal{O}(M)$ calculation time. This is for example mentioned by Blunt et al.³⁵ and Holmes et al.²⁰. They proposed calculating Cauchy–Schwarz-like upper bounds on the two body part of the Hamiltonian on-the-fly when doing a double excitation. Here, we also describe an excitation generator that uses an inequality derived by Power and Pitzer⁴⁵ instead. It effectively differs from *Cauchy–Schwarz* excitation generators by the usage of exchange rather than Coulomb integrals. We note that the *Cauchy–Schwarz* excitation generators mentioned here may not quite replicate excitation generators of Alavi et al.⁶⁴ which are yet to be fully published.

Given that i , j , a and b are different, the only non-zero part of the Hamiltonian element $\langle D_{\mathbf{m}} | H | D_{\mathbf{n}} \rangle$ in a double excitation are the Coulomb integral $\langle ij|ab \rangle$ and the exchange integral $\langle ij|ba \rangle$ according to Slater-Condon rules^{65,66}. Here, the notation

$$\langle ij|ab \rangle = \int \frac{\phi_i^*(\mathbf{r}_1)\phi_j^*(\mathbf{r}_2)\phi_a(\mathbf{r}_1)\phi_b(\mathbf{r}_2)d\mathbf{r}_1d\mathbf{r}_2}{|\mathbf{r}_1 - \mathbf{r}_2|}, \quad (14)$$

is used with one electron orbitals/spinorbitals ϕ that make up Slater determinants $|D_{\mathbf{x}}\rangle$. An example of such a weight used by Alavi and others for $ij \rightarrow ab$ is a Cauchy–Schwarz upper bound on $\langle ij|ab \rangle$ given by

$$\sqrt{|\langle ia|ia \rangle| |\langle jb|jb \rangle|} \geq |\langle ij|ab \rangle|. \quad (15)$$

The weights are such that a can be chosen (almost) independently of b and vice versa which makes the algorithm linear scaling in the number of spinorbitals. A Power–Pitzer⁴⁵ inequality (derived previously for real wavefunctions⁶⁷) is

$$\sqrt{|\langle ia|ia \rangle| |\langle jb|jb \rangle|} \geq |\langle ij|ab \rangle|. \quad (16)$$

Exchange integrals are lower or equal in magnitude than Coulomb integrals (see e.g. Ref.⁶⁸) which means that exchange integrals are the tighter upper bound for $|\langle ij|ab \rangle|$. The two body term in the Hamiltonian is $\langle ij|ab \rangle - \langle ij|ba \rangle$. When a and b have opposite spin, the two body term reduces to $\langle ij|ab \rangle$ and its Power–Pitzer upper bound is used as the weight. If a and b have the same spin, both orderings, ab and ba will generate the same excitation, and this is included in p_{gen} . This section gives a detailed description of the algorithm.

i and j can be selected uniformly or with the *heat bath* weightings producing a family of excitation generators. We denote by *uniform Cauchy–Schwarz* and *uniform Power–Pitzer* excitation generators which select them uniformly, like the *renorm.* excitation generator, and by *heat bath Cauchy–Schwarz* and *heat bath Power–Pitzer* those which select them as the *heat bath* excitation generators do with pre-calculated weights with memory cost of $\mathcal{O}(M^2)$ ⁶⁹. The computational scaling is $\mathcal{O}(M)$ in both cases.

The *Power–Pitzer* and *Cauchy–Schwarz* excitation generators first decide whether to attempt a single or a double excitation according to p_{single} . For single excitations, the *renorm.* excitation generator is employed. When attempting double excitations, i and j are selected either uniformly or with *heat bath* weights out of the occupied orbitals of $|D_{\mathbf{m}}\rangle$. Then, a is selected out of the set of virtual spinorbitals $a_{\sigma_i, \text{virt.}}$ with the same spin as i . a

is selected with the probability of

$$p(a|ij) = p(a|i) = \frac{\sqrt{|\langle ia|ai \rangle|}}{\sum_{a=a_{\sigma_i, \text{virt.}}} \sqrt{|\langle ia|ai \rangle|}} \quad (17)$$

when using *Power-Pitzer* excitation generators or

$$p(a|ij) = p(a|i) = \frac{\sqrt{|\langle ia|ia \rangle|}}{\sum_{a=a_{\sigma_i, \text{virt.}}} \sqrt{|\langle ia|ia \rangle|}} \quad (18)$$

when using *Cauchy-Schwarz* excitation generators. b , the second orbital to excite to, is selected out of the set of spinorbitals $b_{\neq a, \sigma_j, \text{sym.}}$ of the same spin as j and the required symmetry to conserve overall symmetry and not equal to a . The weights are given by $\langle jb|jb \rangle$ (*Cauchy-Schwarz*) or $\langle jb|bj \rangle$ (*Power-Pitzer*). If the total weight when finding b is zero (i.e. there are no spinorbitals with the required spin and symmetry or only the spinorbitals found as a has that spin and symmetry) or if the found b is already occupied, the spawn attempt is unsuccessful. Again, orbitals a and b were selected using their weights with the alias method^{20,60–62}.

The performance of the four excitation generators described in this subsection, *uniform Cauchy-Schwarz*, *heat bath Cauchy-Schwarz*, *uniform Power-Pitzer*, and *heat bath Power-Pitzer*, were then tested, using a chain of three water molecules in the cc-pVDZ basis⁷⁰, whose molecular orbitals have been localized. The excitation generators all come with a low memory cost, which is $\mathcal{O}(M)$ temporarily or $\mathcal{O}(M^2)$ and all scales as $\mathcal{O}(M)$ in computational time. The distribution of $\frac{|\langle D_n | \hat{H} | D_m \rangle|}{p_{\text{gen}}}$, which should ideally be constant, was compared for the four excitation generators. Figure 1 shows the histograms (excluding $\frac{|\langle D_n | \hat{H} | D_m \rangle|}{p_{\text{gen}}} = 0$) with linear and logarithmic frequency scales. The *bottom* graph shows the all excitation generators have similar looking tails to both sides, the *heat bath Power-Pitzer* having the longest tail to big $\frac{|\langle D_n | \hat{H} | D_m \rangle|}{p_{\text{gen}}}$. However, the number of events in bins above the maximum $\frac{|\langle D_n | \hat{H} | D_m \rangle|}{p_{\text{gen}}}$ filled bin for the *uniform Power-Pitzer* excitation generator — which has the lowest maximum — is fewer than 100 events which is not significant relatively speaking so if not using initiator approximations there should not be a noticeable effect. The *top* graph demonstrates that the *heat bath Power-Pitzer* gives the sharpest peak and makes $\frac{|\langle D_n | \hat{H} | D_m \rangle|}{p_{\text{gen}}}$ closest to a constant of the excitation generators. Only non-zero allowed events are shown in figure 1. Table II shows what fraction that is of the total number of events (second column) and what fraction of events are allowed which includes the allowed but zero $\frac{|\langle D_n | \hat{H} | D_m \rangle|}{p_{\text{gen}}}$ events (first column). Both the *Cauchy-Schwarz* and the *Power-Pitzer* excitation generators have a similar fraction of non-zero allowed events. The *Power-Pitzer* excitation generators have more forbidden events but of those that are allowed, more are non-zero. A big source for forbidden events is

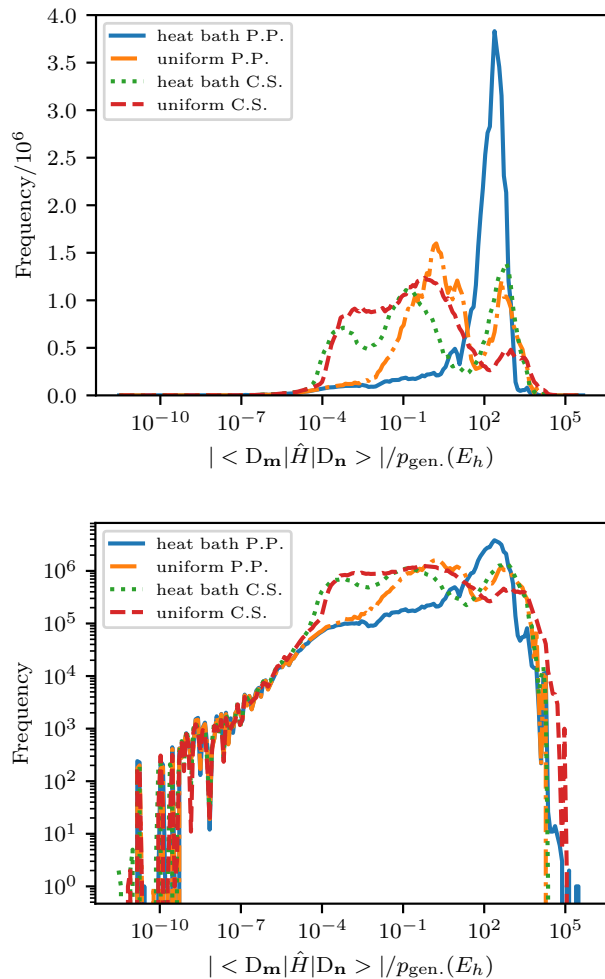


FIG. 1: Comparison of the histograms of $\frac{|\langle D_n | \hat{H} | D_m \rangle|}{p_{\text{gen}}}$ for the *Cauchy-Schwarz* (C.S.) and *Power-Pitzer* (P.P.) on-the-fly excitation generators. ij are either selected uniformly or using heat bath. The computational scaling of all excitation generators here is $\mathcal{O}(M)$. CCSD was performed on three water molecules in the cc-pVDZ basis using localized MOs. The values were logged for one Monte Carlo iteration. The size of the bins is logarithmic. *Bottom* graph took the log of the frequency whereas the *top* graph did not. They both show the same data. All of them were restarted from the same calculation and then equilibrated before taking data. $\frac{|\langle D_n | \hat{H} | D_m \rangle|}{p_{\text{gen}}} = 0$ data is not shown which includes forbidden excitations. p_{single} was set to be the same when running which was corrected in post-processing to make the mean of finite $\frac{|\langle D_n | \hat{H} | D_m \rangle|}{p_{\text{gen}}}$ for single and double excitations coincide which did not change p_{single} values by more than 30%.

TABLE II: Fraction of allowed and fraction of non-zero allowed spawn events, both with respect to total number of spawn events. The latter represents the spawn events depicted in figure 1. *heat bath Cauchy-Schwarz* and *uniform Cauchy-Schwarz* had similar values and the same for the *Power-Pitzer* excitation generators, so they have been combined to *C.-S.* and *P.-P.* respectively.

	$\frac{\# \text{allowed}}{\# \text{total}}$ events	$\frac{\# \text{allowed non-zero}}{\# \text{total}}$ events
<i>C.-S.</i>	0.8	0.69–0.70
<i>P.-P.</i>	0.68–0.69	0.68–0.69

the selection of b which is selected from the set of orbitals of required spin and symmetry which can be occupied. An event is then forbidden if b selected is occupied. Our implementation could be further improved by excluding occupied orbitals from that selection. In the results section we will let *heat bath Power-Pitzer* represent all these four excitation generators introduced in this subsection.

C. Pre-computed Power-Pitzer Excitation Generator

Even with their reduced memory requirements, the above excitation generators still add a considerable cost to calculations, and we seek a way to reduce this further. We now introduce an $\mathcal{O}(N)$ *Power-Pitzer* excitation generator, *heat bath Power-Pitzer ref.*, where N is the number of electrons. This can even be modified to be $\mathcal{O}(N_{\text{ex.}})$ where $N_{\text{ex.}}$ is the number of electrons excited with respect to the reference if excitations instead of determinants were stored in our implementation. Within a routine coupled cluster calculation, the maximum $N_{\text{ex.}}$ does not depend on system size. This excitation generator combines advantages of *heat bath Power-Pitzer* where a bias check is not required beforehand (but is with the “original” *heat bath* excitation generator) and which has a significantly lower memory cost with the lower computational scaling of the *heat bath* excitation generators, further improving upon this. We make use of the single-reference nature of coupled cluster where the reference determinant $|\mathbf{D}_0\rangle$ is more important than any other determinant by pre-computing some weights based on the reference determinant. Pre-computed weights include *heat bath* and *Power-Pitzer* weights, for selecting the occupied and virtual orbitals respectively in a double excitation. Spinorbitals are first found by pretending the reference determinant is the determinant we are exciting from and are then mapped between the current determinant and the reference determinant when it is appropriate. The memory cost is $\mathcal{O}(M^2)$ while the computational cost when spawning is only the mapping of the reference $|\mathbf{D}_0\rangle$ to the actual determinant $|\mathbf{D}_m\rangle$ which is $\mathcal{O}(N)$. Since weights are based on one determinant, it is not costly to pre-calculate weights for single excita-

tions as well. This is a considerable advantage over the on-the-fly *Power-Pitzer* and *heat bath* excitation generators that either do single excitations uniformly, exactly (which is costly) or based on double excitation weights. Note that while this section talks about single-reference systems, this excitation generator also easily applies to systems that are multi-reference but the Hamiltonian elements connecting the most important determinants to the other determinants are similar.

In this algorithm, two frames of reference are considered. In the first frame, the reference frame, which is denoted by a prime, excitations are from the reference determinant, i.e. $|\mathbf{D}_{\mathbf{m}'}\rangle = |\mathbf{D}_0\rangle$. In this frame, a double excitation would be $i'j' \rightarrow a'b'$. In the second frame, the simulation frame, the actual frame the calculation is in, excitations are from $|\mathbf{D}_m\rangle$ and that excitation is $ij \rightarrow ab$. For selecting some orbitals, the weights of the orbitals in the reference frame are used and its spinorbitals are mapped to the simulation frame to find the actual excitation as explained in appendix B.

The following quantities for single excitations are pre-computed:

$$w_{i',s} = \sum_a \left(\frac{1}{n_{jb}} \sum_{j=j_{\text{occ.ref.}}, b=b_{\text{virt.ref.}}} \langle \mathbf{D}_j^b | \hat{H} | \mathbf{D}_{i'j}^{ab} \rangle \right), \quad (19)$$

where i' is an occupied orbital in the reference and the sum over a is over all orbitals with allowed excitation $i' \rightarrow a$. n_{jb} is $N(M-N)$. $|\mathbf{D}_j^b\rangle$ differs from the reference determinant by the single excitation $j \rightarrow b$. We decided to not sum over single excitations from the reference as in the case of self-consistent field reference determinants, Brillouin’s theorem would mean that the weights would be (close to) zero. Assuming the system is single referenced, we might assume that a doubly excited determinant might be second most important after the reference determinant. The sum is therefore over all possible double excited determinants trying to connect to a determinant slightly closer to the reference via a single excitation. For selecting a ,

$$w_{a=a_{\sigma,\text{sym.}},i,s} = \frac{1}{n_{jb}} \sum_{j=j_{\text{occ.ref.}}, b=b_{\text{virt.ref.}}} \langle \mathbf{D}_j^b | \hat{H} | \mathbf{D}_{ij}^{ab} \rangle, \quad (20)$$

is pre-computed where i is now an occupied orbital in the current determinant which will have been selected before $w_{a=a_{\sigma,\text{sym.}},i,s}$ is needed. Given that the current determinant is not known at this stage, this is pre-computed for any orbital i . a is then selected from the orbitals of allowed spin and symmetry for which $i \rightarrow a$ is valid. Alias tables are then pre-computed for $w_{i',s}$ and $w_{a=a_{\sigma,\text{sym.}},i,s}$.

When running the excitation generator, it is first decided whether a single or double excitation is attempted with probability p_{single} or $1 - p_{\text{single}}$ respectively. If a single excitation was chosen, i' is first selected in the reference frame from the occupied orbitals in the reference using the alias table constructed with weights $w_{i',s}$. i'

is then mapped to the corresponding occupied orbital in the current determinant i in the simulation frame. Appendix B explains the mapping between these two frames in detail.

Once i is known, a is selected using the pre-computed alias table with $w_{a=a_{\sigma,\text{sym.}},i,s}$. Of course, a could be occupied. If that is the case, the excitation attempt was unsuccessful. Otherwise, $i \rightarrow a$ is found and the generation probability is

$$p_{\text{single}} \times \frac{w_{i',s}}{\sum_{i'=i'_{\text{occ.ref.}}} w_{i',s}} \times \frac{w_{a=a_{\sigma,\text{sym.}},i,s}}{\sum_{a=a_{\sigma,\text{sym.}}} w_{a=a_{\sigma,\text{sym.}},i,s}}. \quad p_{\text{gen, single}} = \quad (21)$$

For double excitations, four weight tables are pre-computed. For the selection of i and j , heat bath weights are pre-computed, assuming the reference determinant is fully occupied. Two orbitals i' and j' occupied in the reference are found and then mapped to the actual determinant that is occupied. For the virtual orbitals a and b , alias tables based on Power–Pitzer weights are pre-calculated for *all* spinorbitals. Before selecting a , the actual i is known and can be substituted into pre-computed weights $\sqrt{|\langle ia|ai \rangle|}$ to find a . The memory cost is $\mathcal{O}(M^2)$. No mapping is necessary for a and b . Again, if a or b are occupied or b is equal to a or if there is not suitable orbital for b , the spawn attempt was unsuccessful. Double excitations with this excitation generator are explained in more detail in appendix C.

Overall, this is an excitation generator that is both weighted and scales as $\mathcal{O}(N_{\text{ex.}})$ which does not scale with system size. The memory cost is also relatively small, $\mathcal{O}(M^2)$.

IV. RESULTS AND DISCUSSION

To compare the effectiveness of the excitation generators discussed, water chains were then studied in a cc-pVDZ basis set⁷⁰ whose MOs have been localized. Figure 2 shows a histogram of $\frac{|\langle D_{\mathbf{m}}|\hat{H}|D_{\mathbf{n}}\rangle|}{p_{\text{gen}}}$ for three waters with the four uniform excitation generators, the *heat bath Power–Pitzer* excitation generator (which had the sharpest peak out of the $\mathcal{O}(M)$ /on-the-fly excitation generators), the *heat bath Power–Pitzer ref.* and the two *heat bath* excitation generators that do not suffer from bias. The “original” *heat bath* excitation generator was rejected by our bias test as it was not clear whether all allowed single excitations can be created. Considering a logarithmic scale in $\frac{|\langle D_{\mathbf{m}}|\hat{H}|D_{\mathbf{n}}\rangle|}{p_{\text{gen}}}$, the *top* graph in figure 2 clearly shows that the uniform excitation generators produce a bigger spread in $\frac{|\langle D_{\mathbf{m}}|\hat{H}|D_{\mathbf{n}}\rangle|}{p_{\text{gen}}}$ than weighted excitation generators (*Power–Pitzer* or *heat bath*).

The *heat bath* excitation generators produce the sharpest peak. The *heat bath uniform singles* excitation generator, that samples single excitations uniformly,

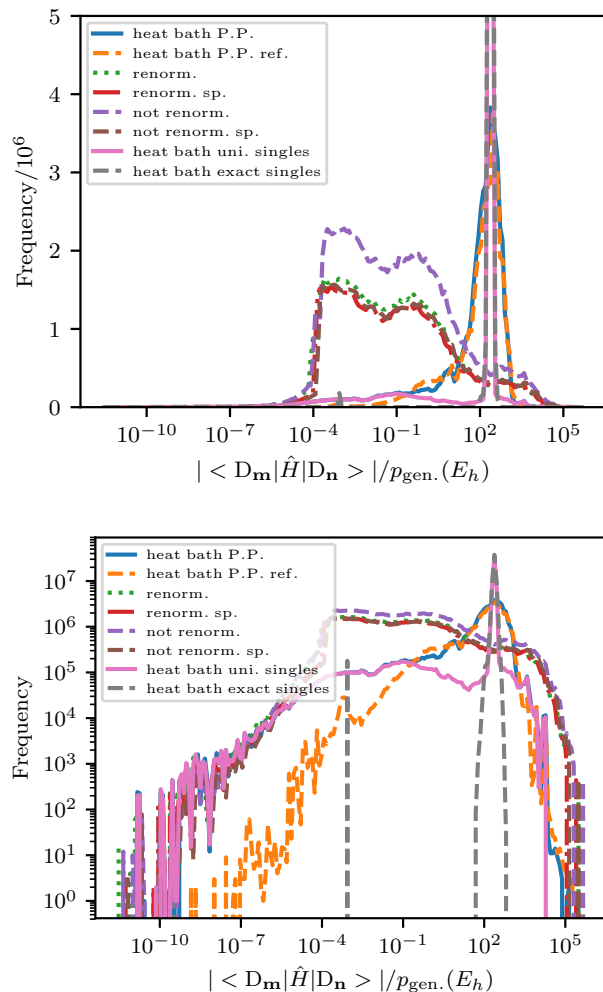


FIG. 2: Comparison of the histograms of $\frac{|\langle D_{\mathbf{n}}|\hat{H}|D_{\mathbf{m}}\rangle|}{p_{\text{gen}}}$ for various excitation generators. CCSD was performed on three water molecules in the cc-pVDZ basis using localized MOs. The values were logged for one Monte Carlo iteration. The size of the bins is logarithmic. *Bottom* graph took the log of the frequency whereas the *top* graph did not. They both show the same data. The frequency axis in the case is truncated in the *top* graph. Most of them were restarted from the same calculation and then equilibrated before taking data. *heat bath exact singles* was restarted from an equilibrated *heat bath uniform singles* but not equilibrated since it is very slow. $\frac{|\langle D_{\mathbf{n}}|\hat{H}|D_{\mathbf{m}}\rangle|}{p_{\text{gen}}} = 0$ data is not shown which includes forbidden excitations. p_{single} was set to be the same when running which was corrected in post-processing to make the mean of finite $\frac{|\langle D_{\mathbf{n}}|\hat{H}|D_{\mathbf{m}}\rangle|}{p_{\text{gen}}}$ for single and double excitations coincide which did not change p_{single} values by more than 30%.

TABLE III: Fraction of non-zero allowed spawn events, both with respect to total number of spawn events. The latter represents the spawn events depicted in figure 2. The *renorm.* and *renorm. spin* have been combined to *renorm.* and similarly for *not. renorm.*. *P.-P.* means *Power-Pitzer* and *heat b.* is *heat bath*.

	$\frac{\#\text{allowed non-zero}}{\#\text{total}}$ events
<i>heat b. P.-P. ref.</i>	0.66–0.67
<i>heat b. P.-P.</i>	0.68–0.69
<i>heat b. uniform singles</i>	0.72
<i>heat b. exact singles</i>	0.72
<i>renorm.</i>	0.68–0.72
<i>not. renorm.</i>	0.54–0.57

shares the main peak with the *heat bath exact singles* excitation generator, that samples single excitations exactly, but has a larger spread around that peak caused by the uniform sampling of single excitations. The *heat bath exact singles* excitation generator produces two sharp peaks, both containing data from single excitations which were treated exactly here. The reason why this is not one sharp peak is that in an ideal case

$$p_{\text{gen.}} = \left| \frac{\langle \mathbf{D}_{\mathbf{m}} | \hat{H} | \mathbf{D}_{\mathbf{n}} \rangle}{\sum_{\mathbf{n}} \langle \mathbf{D}_{\mathbf{m}} | \hat{H} | \mathbf{D}_{\mathbf{n}} \rangle} \right| \quad (22)$$

which means that

$$\frac{|\langle \mathbf{D}_{\mathbf{m}} | \hat{H} | \mathbf{D}_{\mathbf{n}} \rangle|}{p_{\text{gen}}} \approx \frac{1}{|\sum_{\mathbf{n}} \langle \mathbf{D}_{\mathbf{m}} | \hat{H} | \mathbf{D}_{\mathbf{n}} \rangle|} \quad (23)$$

in the case of an ideal excitation generator. This quantity depends on $|\mathbf{D}_{\mathbf{n}}\rangle$ and can therefore not be a constant in general unless the selection step in the CCMC or FCIQMC algorithm is adapted as well. Both *heat bath* excitation generators here have a large memory scaling ($\mathcal{O}(M^4)$) and *heat bath exact singles* which produces the sharpest peak in the histogram has a computational scaling of $\mathcal{O}(MN)$ which makes the *heat bath exact singles* excitation generator not practical.

The main peak that the two *Power-Pitzer* excitation generators produce is wider than with the *heat bath* excitation generators but it is significantly more compact than what the uniform excitation generators give. The *heat bath Power-Pitzer ref.* excitation generator has a shorter tail on the low end but a slightly wider tail on the higher end. It has fewer than 250 events in bins with bigger $\frac{|\langle \mathbf{D}_{\mathbf{m}} | \hat{H} | \mathbf{D}_{\mathbf{n}} \rangle|}{p_{\text{gen}}}$ than the highest bin that has an event with the *heat bath uniform singles* excitation generator. The *heat bath Power-Pitzer* excitation generator has fewer than 90 events above the bin with highest $\frac{|\langle \mathbf{D}_{\mathbf{m}} | \hat{H} | \mathbf{D}_{\mathbf{n}} \rangle|}{p_{\text{gen}}}$ in the *heat bath uniform singles* case. The number of finite $\frac{|\langle \mathbf{D}_{\mathbf{m}} | \hat{H} | \mathbf{D}_{\mathbf{n}} \rangle|}{p_{\text{gen}}}$, allowed events are shown in table III. The weighted excitation generators have similar fractions of allowed non-zero events and

the *heat bath Power-Pitzer ref.* excitation generator has the lower computational scaling compared to *heat bath Power-Pitzer* and the *heat bath uniform singles* excitation generator. It also does not have the prohibitively large memory scaling of the *heat bath uniform singles* excitation generator.

Next, we move away from abstract performance considerations and consider how the different excitation generators affect the efficiency (as described by Holmes et al.²⁰), inefficiency⁷¹, and the position of the shoulder⁷ which are all measures of the difficulty of the calculation. The efficiency η is defined as $\eta = 1/(\sigma_E^2 T)$, where σ_E is the statistical error in the energy (here projected energy) and T is the computational time taken to achieve error bar σ_E . Note that this does not include convergence wall-time. We have found T to be highly dependent on implementation so η must be considered carefully. We also consider the (theoretical) algorithmic computational scaling in mind and the inefficiency a as defined by Vigor et al.⁷¹, $a = \sigma_E \sqrt{\delta\tau N_{\text{it.}}} \langle N_{\text{p}} \rangle$ where $N_{\text{it.}}$ is the number of iterations considered in the blocking analysis and $\langle N_{\text{p}} \rangle$ is the mean number of Monte Carlo particles. When estimating the error in the efficiency and inefficiency, we ignore the correlation in the numerator and denominator of the $E_{\text{proj.}}$, so giving an upper bound on the error. In a non-initiator calculation, the shoulder is a feature in a graph of total excip population against ratio of total population to population on the reference at the point when enough excips are in the calculation to converge to the correct wavefunction. After that point, the population controlling shift can be varied and data can be taken. It is therefore a measure of how many excips have to be in the calculation.

We have varied the shift damping automatically to reduce the variance of the projected energy.⁷²

A. Coupled Cluster Monte Carlo

All coupled cluster calculations are non-initiator^{7,13}. Figure 3 shows the efficiency and inefficiency for chains of two and three waters in the cc-pVDZ basis performing CCSD with localised molecular orbitals. To get small enough error bars on efficiency and inefficiency, the systems to study cannot be too large. The *heat bath uniform singles* and the *heat bath Power-Pitzer ref.* excitation generators assume that the number of occupied orbitals is small relative to the number of total orbitals, which reflects a realistic calculation, so our basis set cannot be too small. The error bars efficiency and inefficiency have been estimated by neglecting the covariance between numerator and the denominator errors in the projected energy to give an upper bound. The *heat bath exact singles* excitation generator is so slow that it was not possible to take sufficient data with it to produce results. The trend is that the weighted excitation generators are more efficient and less inefficient than the uniform ones. This becomes more noticeable in the larger system. As expected, mod-

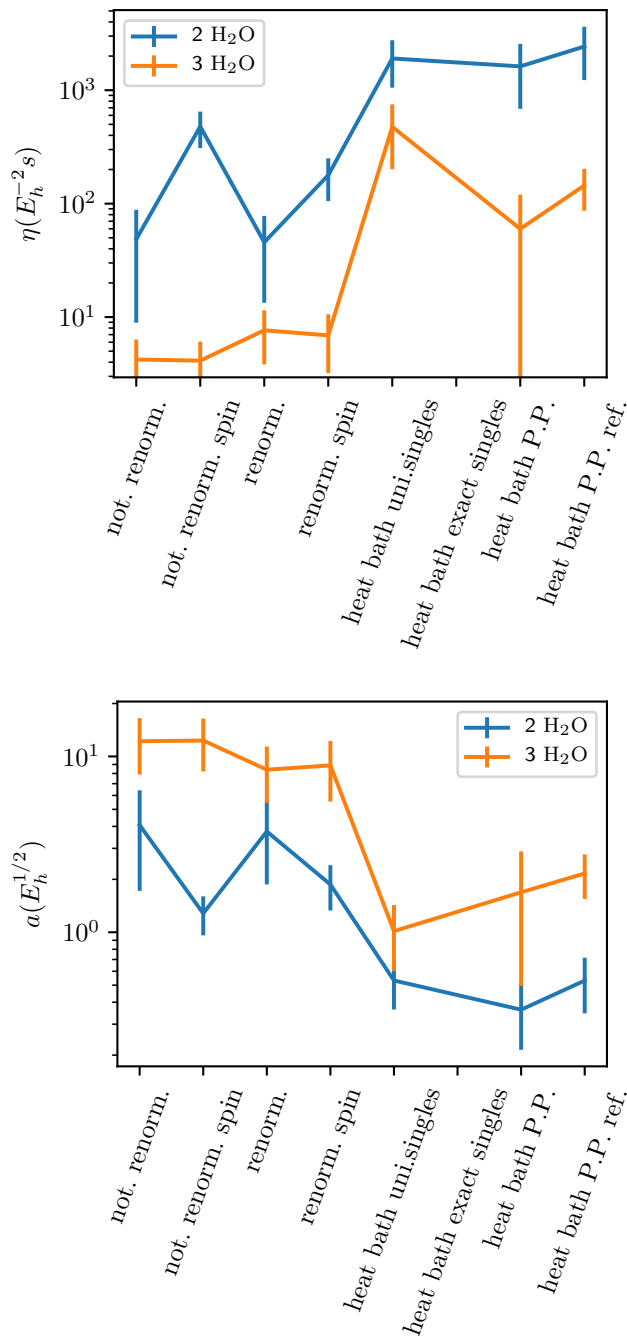


FIG. 3: Efficiency η (top) and inefficiency a (bottom) for chains of two or three water molecules in a cc-pVDZ basis run with CCSD using localised MOs. Error bars neglect the covariance between numerator and denominator errors in the projected energy and are over-estimates. P.P. stands for *Power–Pitzer*. The *heat bath exact singles* excitation generator was too slow for data to be taken. The different excitation generators were run under the same conditions with the same time step etc. Only the target population varies between the water dimer and trimer calculation. The starting iteration for heat bath P.P. was found such that 3 reblocks could be used.

elling three waters is less efficient and more inefficient than two, the difference being more distinct with the uniform excitation generators. The *heat bath uniform singles* excitation performs best out of the weighted ones which is expected due to the same computational scaling as *heat bath Power–Pitzer ref.* but a more favourable scaling than *heat bath Power–Pitzer* while using well approximated weights for double excitations. For the trimer calculation, it was difficult to block the data of *heat bath Power–Pitzer* and to achieve convergence due to its scaling with the number of spinorbitals.

Next, we consider shoulder heights. Figure 4 shows shoulder plots were the difference in shoulder positions between the excitation generators is very clear. The weighted excitation generators again perform best. Their shoulders are significantly lower than those of uniform excitation generators, by a factor of just under 2. Of those studied, the *heat bath Power–Pitzer ref.* excitation generator has the lowest shoulder.

These results show that the weighted excitation generators perform better than the uniform ones. The *heat bath Power–Pitzer ref.* excitation generator can scale independently of system size computationally which puts it at a clear advantage over the *heat bath Power–Pitzer* excitation generator. It also has a reduced memory scaling when comparing it to the *heat bath* excitation generators which is significant at bigger systems.

B. Full Configuration Interaction Quantum Monte Carlo

Next, we turn to FCIQMC. The water chain with two waters in cc-pVDZ basis with localized MOs was considered with initiator FCIQMC. The (in-)efficiencies are determined at one point in the initiator curve (total population against energy). All calculations were started with the same parameters, which included the population at which the shift started varying, and so the eventual equilibrated population of the system then equilibrated is dependent upon the excitation generator. Blooms did happen. For uniform excitation generators it was over 10^7 particles, for the weighted ones 5.6×10^6 . Use of a larger population may lead to a decrease in measured inefficiency⁷¹, so the results from the uniform excitation generators should be regarded as lower bounds for inefficiency.

Figure 5 shows the efficiency and inefficiency for that system. The weighted excitation generators perform comparably among themselves and all outperform the uniform ones. *heat bath Power–Pitzer ref.* and *heat bath uniform singles* both scale linearly in the number of electrons when using FCIQMC. Holmes et al.²⁰ describe ways to reduce the memory cost by considering spins (we just store zeroes instead of considering the spin when selecting) or by not storing all the weight to select b for example. We have used double precision for the weights. However, even if our implementation is not optimal, it is

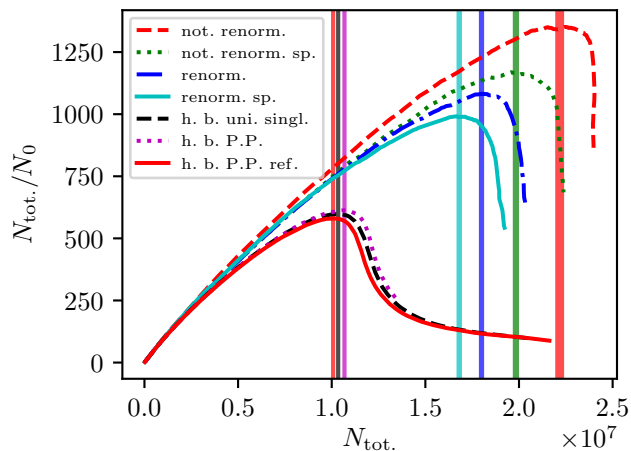


FIG. 4: Shoulder plots for two localized waters in a cc-pVDZ basis with CCSDT with various excitation generators. P.P. stands for *Power–Pitzer*, h.b. for *heat bath* and sp. for *spin*. The different excitation generators were run under similar conditions with the same time step etc. The weighted excitations generators started varying the shift after a total population of 20 million whereas the uniform ones did not vary the shift. The vertical lines represent the “shoulder height”, the position of the maximum plus/minus of a standard deviation. To determine the shoulder position, the mean and standard error of the mean of the 10 highest data points were taken.

clear that the *heat bath* excitation generators hit a memory ceiling with big systems significantly earlier than the *heat bath Power–Pitzer ref.* excitation generators.

This shows that *heat bath Power–Pitzer ref.* is an efficient excitation generator with a low shoulder that can be used in CCMC and FCIQMC as a weighted excitation generator with low computational and memory cost.

V. CONCLUSION

We have shown that the *heat bath Power–Pitzer ref.* excitation generator combines the advantages of *heat bath* excitation generators, which are relatively fast and use good weights but struggle with a significant memory cost and a possible bias, and the excitation generators that approximate heat bath weights by inequalities which are calculated on-the-fly reducing the memory scaling but scaling prohibitively computationally in big systems. The *heat bath Power–Pitzer ref.* excitation generator has at worst a low computational order and can be implemented with computational cost independent of system size in coupled cluster with a low memory cost.

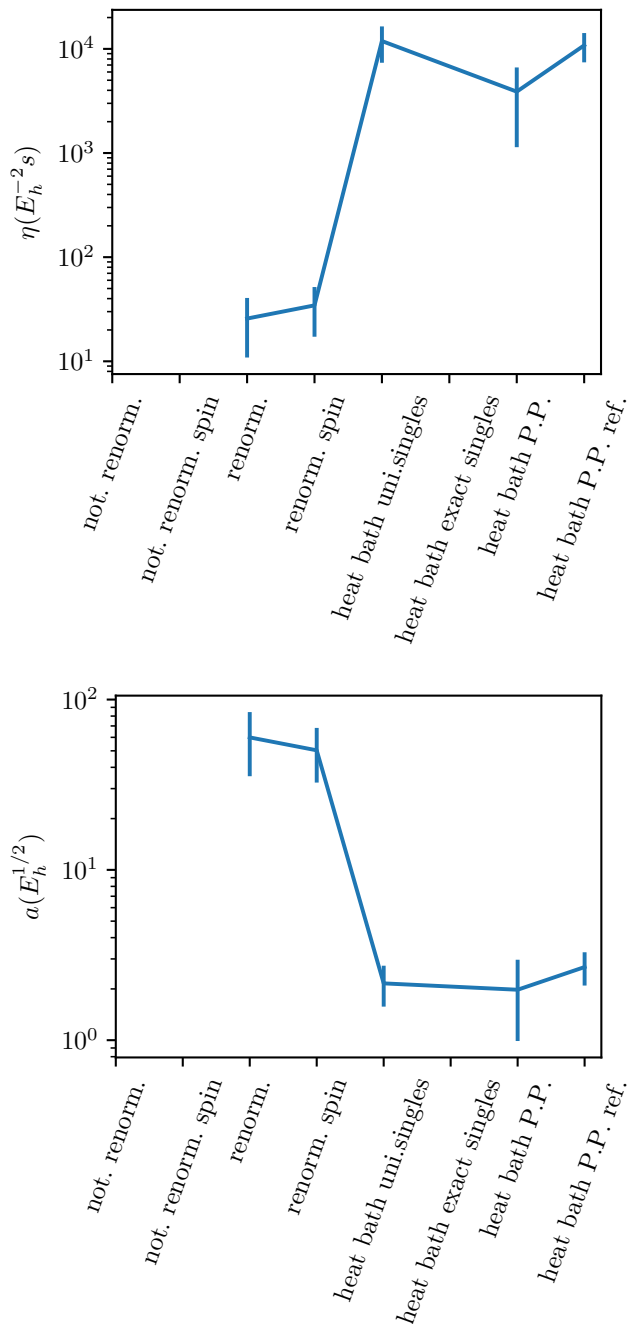


FIG. 5: Efficiency η (top) and inefficiency a (bottom) for a chain of two water molecules in cc-pVDZ basis using localized MOs run with initiator FCIQMC. Error bars neglect the covariance between numerator and denominator errors in the projected energy and are over-estimates. P.P. stands for *Power–Pitzer*. The *heat bath exact singles* excitation generator was too slow for data to be taken. The different excitation generators were run under the same conditions with the same time step etc. The spawning arrays of the *not. renorm.* excitation generators ran out of memory so the space to store the spawned walkers would need to be increased for those results.

ACKNOWLEDGMENTS

We thank Prof. Ali Alavi and Dr. Pablo López Ríos for helpful discussions. Supporting research data and further information can be found at doi.org/XXXX. V.A.N. would like to acknowledge the EPSRC Centre for Doctoral Training in Computational Methods for Materials Science for funding under grant number EP/L015552/1 and A.J.W.T. thanks the Royal Society for a University Research Fellowship under grants UF110161 and UF160398. This work used the ARCHER UK National Supercomputing Service (<http://www.archer.ac.uk>) and the UK Research Data Facility (<http://www.archer.ac.uk/documentation/rdf-guide>) under ARCHER Leadership project with grant number e507.

Appendix A: Further Uniform Excitation Generators

In the case of a double excitation, Hamiltonian matrix elements tend to be bigger if i and j do not have parallel spins. This is because following Slater-Condon rules^{65,66}, the Hamiltonian matrix element is reduced to a sum of two terms of opposite sign in the case of parallel spins ($\langle ij|ab\rangle - \langle ij|ba\rangle$, see later section for definition) and one term if the spins are not parallel ($\langle ij|ab\rangle$). It might therefore be advisable to select anti-parallel spin electrons with a greater probability than parallel ij . Alavi, Booth and others¹⁹⁷³ had the idea of determining whether spins are antiparallel or parallel first when selecting i and j . The *no. renorm. spin* and *renorm. spin* excitation generators are modifications of *no. renorm.* and *renorm.* excitation generators, where instead of finding i and j as a pair from the set of occupied orbitals, it is first decided whether they should have parallel spins or not. With probability p_{parallel} , ij are either selected as a pair from the set of occupied α (probability $\frac{N_\alpha}{N}$) or from the set of occupied β orbitals (probability $1 - \frac{N_\alpha}{N} = \frac{N_\beta}{N}$) where N_α and N_β are the number of α and β electrons respectively. This can lead to forbidden excitations followed by failed spawning attempts if there is only one electron of one type of spin. Here, p_{parallel} is set as the fraction of H_{ijab} where i and j have parallel spins.

Appendix B: Mapping spinorbitals in *heat bath Power-Pitzer ref.* excitation generator

In HANDE, there is a list of orbitals that are occupied in the reference, usually approximately ordered by one electron energies, and there is an equivalent ordered list with orbitals occupied in the current determinant $|D_{\mathbf{m}}\rangle$. Every time $|D_{\mathbf{m}}\rangle$ is changed, two new (energy ordered) lists RD and CD are created, one (RD) containing all orbitals that are occupied in the reference but not in $|D_{\mathbf{m}}\rangle$

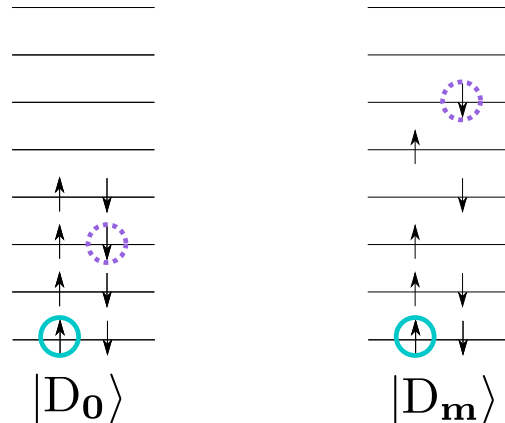


FIG. 6: Selecting i and j with *heat bath Power-Pitzer ref.* excitation generator for a double excitation. First i' is selected, occupied in the reference determinant $|D_{\mathbf{0}}\rangle$ and translated to i , occupied in the current determinant, $|D_{\mathbf{m}}\rangle$. i' and i are shown with light blue solid circles. In this case, $i' = i$. Then j' is found and translated to j . As j' is not occupied in $|D_{\mathbf{m}}\rangle$, it is mapped to the next orbital of the same spin occupied in $|D_{\mathbf{m}}\rangle$ but not in $|D_{\mathbf{0}}\rangle$. j' and j are shown with dashed purple circles. Here $j' \neq j$.

and another list (CD) of the same size with all orbitals occupied in $|D_{\mathbf{m}}\rangle$ but not the reference determinant. Orbitals with the same positions in these two lists are made to have the same spin by swapping orbitals in the list CD if necessary. If necessary, orbitals are translated by a one-to-one mapping between these two lists. If i' is not only occupied in the reference but in $|D_{\mathbf{m}}\rangle$ as well, $i' = i$. If not, the position i' has in list RD is translated to the orbital with the same position in list CD . Figure 6 shows the translation of i and j in a double excitation in the two frames of reference pictorially. Note that this is the only part of the excitation generator that is not $\mathcal{O}(1)$ but $\mathcal{O}(N)$, mainly arising due to the creation of the two lists. The computational cost is reduced to $\mathcal{O}(1)$ if a determinant is reused. Alternatively, if, as mentioned previously, each excitor is not represented by a determinant but rather the lists RD or CD from the beginning the scaling is reduced to $\mathcal{O}(N_{\text{ex}})$ which is the cost of finding the correct mapping from one list to the other.

Appendix C: Details of double excitations in the *heat bath Power-Pitzer ref.* excitation generator

Again, orbitals $i'j'$ are part of the reference frame, where the reference determinant is occupied, and ij are the equivalent spinorbitals in the actual frame, where the actual determinant we are exciting from is occupied. $i'j'$ are first found in the reference frame using *heat bath*

weights and then they are mapped to the actual frame as described in appendix B. ab are found with Power–Pitzer weights in the actual frame. All weights are pre-computed. This appendix describes the details of generating the double excitation. For i' , the pre-computed weights are

$$w_{i',d} = \sum_{j'=j_{\text{occ.ref.}}, \neq i', a \neq \{i', j'\}, b \neq \{i', j', a\}} H_{i'j'ab} \quad (\text{C1})$$

i' is selected from the set of occupied orbitals in the reference with a sum over j' , the set of occupied orbitals in the reference other than i' . a and b out of the set of all orbitals (not just virtual) are summed over, provided they don't equal i' , j' or each other. For j' ,

$$w_{j'i,d} = \sum_{a \neq \{i, j'\}, b \neq \{i, j', a\}} H_{ij'ab} \quad (\text{C2})$$

is pre-calculated which is of order $\mathcal{O}(NM)$. For both $w_{i',d}$ and $w_{j'i,d}$, a minimum weight is set in case the total weight for selecting i' or j' respectively in the reference frame is zero but selecting the equivalent i and j in the simulation frame would be allowed.

To select a and b , Power–Pitzer weights are pre-

calculated. For a ,

$$w_{a,i,d} = \sqrt{|\langle ia|ai \rangle|} \quad (\text{C3})$$

where $w_{a,i,d}$ is zero if $i = a$. ia are from the set of all spinorbitals and a is restricted to the set of the same spin as i . The memory cost is simply $\mathcal{O}(M^2)$. Similarly, for b

$$w_{b,j,\text{sym.},d} = \sqrt{|\langle jb|bj \rangle|} \quad (\text{C4})$$

where $w_{b,j,d} = 0$ if $b = j$ and b is from the set of all spinorbitals with the same spin as j . $w_{b,j,d}$ are arranged in such a way that b 's of the required symmetry later can readily be looked up. Alias tables for all these weights for single and double excitations are pre-computed.

In the case of a double excitation, first i' , an occupied orbital in the reference frame, is selected using $w_{i',d}$. $i' \rightarrow i$ is mapped to an occupied orbital i in the simulation frame if required. Then, j' is found using the pre-computed alias table for $w_{j'i,d}$ and map $j' \rightarrow j$ if needed. i and j are ordered so that j has a higher or equal index in the determinant list as i . Using i and $w_{a,i,d}$, a is found using pre-computed alias tables out of all spinorbitals with the same spin as i . If a is occupied, the spawn attempt was unsuccessful. The symmetry that b should have is then determined and using the pre-calculated alias tables for $w_{b,j,\text{sym.},d}$ which give us a b of the correct symmetry (and spin), b is found from the set of all spinorbitals with required spin and symmetry. Again, if b is occupied or equal to a or if there is not suitable orbital for b , the spawn attempt was unsuccessful.

-
- * van26@cam.ac.uk
† ajwt3@cam.ac.uk
¹ F. Coester and H. Kümmel, *Nucl. Phys.* **17**, 477 (1960).
² J. Čížek, *J. Chem. Phys.* **45**, 4256 (1966).
³ J. Čížek and J. Paldus, *Int. J. Quantum Chem.* **5**, 359 (1971).
⁴ R. J. Bartlett and M. Musiał, *Rev. Mod. Phys.* **79**, 291 (2007).
⁵ T. J. Lee and G. E. Scuseria, in *Quantum Mech. Electron. Struct. Calc. with Chem. Accuracy* (Springer Netherlands, Dordrecht, 1995) pp. 47–108.
⁶ A. J. W. Thom, *Phys. Rev. Lett.* **105**, 263004 (2010).
⁷ J. S. Spencer and A. J. W. Thom, *J. Chem. Phys.* **144**, 084108 (2016), arXiv:1511.05752.
⁸ R. S. T. Franklin, J. S. Spencer, A. Zocante, and A. J. W. Thom, *J. Chem. Phys.* **144**, 044111 (2016), arXiv:1511.08129.
⁹ C. J. C. Scott and A. J. W. Thom, *J. Chem. Phys.* **147**, 124105 (2017), arXiv:1706.07017.
¹⁰ J. S. Spencer, V. A. Neufeld, W. A. Vigor, R. S. T. Franklin, and A. J. W. Thom, arXiv [physics.chem-ph] (2018), arXiv:1807.03749.
¹¹ V. A. Neufeld and A. J. W. Thom, *J. Chem. Phys.* **147**, 194105 (2017), arXiv:1706.09923.
¹² G. H. Booth, A. J. W. Thom, and A. Alavi, *J. Chem. Phys.* **131**, 054106 (2009).
¹³ D. Cleland, G. H. Booth, and A. Alavi, *J. Chem. Phys.* **132**, 041103 (2010).
¹⁴ J. S. Spencer, N. S. Blunt, and W. M. Foulkes, *J. Chem. Phys.* **136**, 054110 (2012), arXiv:1110.5479.
¹⁵ W. M. C. Foulkes, L. Mitas, R. J. Needs, and G. Rajagopal, *Rev. Mod. Phys.* **73**, 33 (2001).
¹⁶ G. H. Booth, D. Cleland, A. J. W. Thom, and A. Alavi, *J. Chem. Phys.* **135**, 084104 (2011).
¹⁷ D. Cleland, G. H. Booth, C. Overy, and A. Alavi, *J. Chem. Theory Comput.* **8**, 4138 (2012).
¹⁸ C. Daday, S. Smart, G. H. Booth, A. Alavi, and C. Filippi, *J. Chem. Theory Comput.* **8**, 4441 (2012).
¹⁹ G. H. Booth, S. D. Smart, and A. Alavi, *Mol. Phys.* **112**, 1855 (2014).
²⁰ A. A. Holmes, H. J. Changlani, and C. J. Umrigar, *J. Chem. Theory Comput.* **12**, 1561 (2016).
²¹ S. Sharma, T. Yanai, G. H. Booth, C. J. Umrigar, and G. K.-L. Chan, *J. Chem. Phys.* **140**, 104112 (2014).
²² L. Veis, A. Antalík, Ö. Legeza, A. Alavi, and J. Pittner, arXiv [physics.chem-ph] (2018), arXiv:1801.01057.
²³ P. K. Samanta, N. S. Blunt, and G. H. Booth, *J. Chem. Theory Comput.* **14**, 3532 (2018).
²⁴ J. J. Shepherd, A. Grüneis, G. H. Booth, G. Kresse, and A. Alavi, *Phys. Rev. B* **86**, 035111 (2012), arXiv:1202.4990.
²⁵ J. J. Shepherd, G. Booth, A. Grüneis, and A. Alavi, *Phys. Rev. B* **85**, 081103 (2012), arXiv:1109.2635.

- ²⁶ J. J. Shepherd, G. H. Booth, and A. Alavi, *J. Chem. Phys.* **136**, 244101 (2012), arXiv:1201.4691.
- ²⁷ G. H. Booth, A. Grüneis, G. Kresse, and A. Alavi, *Nature* **493**, 365 (2013).
- ²⁸ L. R. Schwarz, G. H. Booth, and A. Alavi, *Phys. Rev. B* **91**, 045139 (2015).
- ²⁹ H. Luo and A. Alavi, *J. Chem. Theory Comput.* **14**, 1403 (2018).
- ³⁰ M. Ruggeri, P. L. Ríos, and A. Alavi, arXiv[cond-mat.str-el] (2018), arXiv:1804.04938.
- ³¹ G. H. Booth and G. K.-L. Chan, *J. Chem. Phys.* **137**, 191102 (2012).
- ³² S. Ten-no, *J. Chem. Phys.* **138**, 164126 (2013).
- ³³ A. Humeniuk and R. Mitrić, *J. Chem. Phys.* **141**, 194104 (2014).
- ³⁴ N. S. Blunt, S. D. Smart, G. H. Booth, and A. Alavi, *J. Chem. Phys.* **143**, 134117 (2015).
- ³⁵ N. S. Blunt, G. H. Booth, and A. Alavi, *J. Chem. Phys.* **146**, 244105 (2017).
- ³⁶ J. E. Deustua, J. Shen, and P. Piecuch, *Phys. Rev. Lett.* **119**, 223003 (2017).
- ³⁷ F. R. Petruzielo, A. A. Holmes, H. J. Changlani, M. P. Nightingale, and C. J. Umrigar, *Phys. Rev. Lett.* **109**, 230201 (2012).
- ³⁸ N. S. Blunt, S. D. Smart, J. A. F. Kersten, J. S. Spencer, G. H. Booth, and A. Alavi, *J. Chem. Phys.* **142**, 184107 (2015).
- ³⁹ J. A. F. Kersten, G. H. Booth, and A. Alavi, *J. Chem. Phys.* **145**, 054117 (2016).
- ⁴⁰ S. D. Smart, G. H. Booth, and A. Alavi, unpublished.
- ⁴¹ N. S. Blunt, *J. Chem. Phys.* **148**, 221101 (2018).
- ⁴² A. A. Holmes, N. M. Tubman, and C. J. Umrigar, *J. Chem. Theory Comput.* **12**, 3674 (2016), arXiv:1606.07453.
- ⁴³ S. Sharma, A. A. Holmes, G. Jeanmairet, A. Alavi, and C. J. Umrigar, *J. Chem. Theory Comput.* **13**, 1595 (2017).
- ⁴⁴ A. A. Holmes, C. J. Umrigar, and S. Sharma, *J. Chem. Phys.* **147**, 164111 (2017).
- ⁴⁵ J. D. Power and R. M. Pitzer, *Chem. Phys. Lett.* **24**, 478 (1974).
- ⁴⁶ T. Helgaker, P. Jørgensen, and J. Olsen, in *Mol. Electron. Theory* (John Wiley & Sons, Ltd, Chichester, UK, 2014) pp. 648–723.
- ⁴⁷ C. Overy, G. H. Booth, N. S. Blunt, J. J. Shepherd, D. Cleland, and A. Alavi, *J. Chem. Phys.* **141**, 244117 (2014).
- ⁴⁸ C. J. Umrigar, M. P. Nightingale, and K. J. Runge, *J. Chem. Phys.* **99**, 2865 (1993).
- ⁴⁹ W. A. Vigor, J. S. Spencer, M. J. Bearpark, and A. J. W. Thom, *J. Chem. Phys.* **142**, 104101 (2015), arXiv:1407.1753.
- ⁵⁰ H. Flyvbjerg and H. G. Petersen, *J. Chem. Phys.* **91**, 461 (1989).
- ⁵¹ For code, see <https://github.com/jsspencer/pyblock>.
- ⁵² J. S. Spencer, N. S. Blunt, W. A. Vigor, F. D. Malone, W. M. C. Foulkes, J. J. Shepherd, and A. J. W. Thom, *J. Open Res. Softw.* **3**, 1 (2015), arXiv:1407.5407.
- ⁵³ See <http://www.hande.org.uk/> and <https://github.com/hande-qmc/hande> for information and code.
- ⁵⁴ A. J. W. Thom and A. Alavi, *J. Chem. Phys.* **123**, 204106 (2005).
- ⁵⁵ A. J. W. Thom and A. Alavi, *Phys. Rev. Lett.* **99**, 143001 (2007).
- ⁵⁶ M. Kolodrubetz and B. K. Clark, *Phys. Rev. B* **86**, 075109 (2012).
- ⁵⁷ F. Pederiva, A. Roggero, and K. E. Schmidt, “Variational and Diffusion Monte Carlo Approaches to the Nuclear Few- and Many-Body Problem,” in *An Adv. Course Comput. Nucl. Phys. Bridg. Scales from Quarks to Neutron Stars*, edited by M. Hjorth-Jensen, M. P. Lombardo, and U. van Kolck (Springer International Publishing, Cham, 2017) pp. 401–476.
- ⁵⁸ Y. Ohtsuka and S. Nagase, *Chem. Phys. Lett.* **463**, 431 (2008).
- ⁵⁹ Idea by Alavi and co-workers, this was suggested to us as an alternative by Pablo López Ríos (personal communication).
- ⁶⁰ A. J. Walker, *Electron. Lett.* **10**, 127 (1974).
- ⁶¹ A. J. Walker, *ACM Trans. Math. Softw.* **3**, 253 (1977).
- ⁶² R. A. Kronmal and A. V. Peterson, *Am. Stat.* **33**, 214 (1979).
- ⁶³ It is not clear from Holmes et al.²⁰ what happens if $H_{ia} = H_{ija}$.
- ⁶⁴ Personal communication with Ali Alavi and Pablo López Ríos.
- ⁶⁵ J. C. Slater, *Phys. Rev.* **34**, 1293 (1929).
- ⁶⁶ E. U. Condon, *Phys. Rev.* **36**, 1121 (1930).
- ⁶⁷ J. L. Whitten, *J. Chem. Phys.* **58**, 4496 (1973).
- ⁶⁸ C. C. J. Roothaan, *Rev. Mod. Phys.* **23**, 69 (1951).
- ⁶⁹ The idea of selecting ij like the *heat bath* excitation generator was communicated by Pablo López Ríos (personal communication).
- ⁷⁰ T. H. Dunning, *J. Chem. Phys.* **90**, 1007 (1989).
- ⁷¹ W. A. Vigor, J. S. Spencer, M. J. Bearpark, and A. J. W. Thom, *J. Chem. Phys.* **144**, 094110 (2016), arXiv:1601.00865.
- ⁷² Feature implemented by Charles Scott.
- ⁷³ Personal communication with Ali Alavi and Pablo López Ríos. This is also implemented in NECI https://github.com/gbh24/NECI_STABLE.