

Stochastic activation in a genetic switch model

John Hertz*

*Nordita, Stockholm, Sweden; Niels Bohr Institute and Institute
for Neuroscience, University of Copenhagen, Denmark*

Joanna Tyrcha†

Matematiska institutionen, Stockholm University, Sweden

Alvaro Correales‡

Departamento de Matematicas, Ciudad Universitaria de Cantoblanco, s/n, 28049 Madrid, Spain

(Dated: August 16, 2018)

Abstract

We study a biological autoregulation process, involving a protein that enhances its own transcription, in a parameter region where bistability would be present in the absence of fluctuations. We calculate the rate of fluctuation-induced rare transitions between locally-stable states using a path integral formulation and Master and Chapman-Kolmogorov equations. As in simpler models for rare transitions, the rate has the form of the exponential of a quantity S_0 (a “barrier”) multiplied by a prefactor η . We calculate S_0 and η first in the bursting limit (where the ratio γ of the protein and mRNA lifetimes is very large). In this limit, the calculation can be done almost entirely analytically, and the results are in good agreement with simulations. For finite γ numerical calculations are generally required. However, S_0 can be calculated analytically to first order in $1/\gamma$, and the result agrees well with the full numerical calculation for all $\gamma > 1$. Employing a method used previously on other problems, we find we can account qualitatively for the way the prefactor η varies with γ , but its value is 15-20% higher than that inferred from simulations.

PACS numbers: 82.20Db, 31.15.xK, 02.50.Ga, 87.18.Cf

I. INTRODUCTION

A common feature in cellular biochemical networks is the presence of positive feedback loops, in which a protein maintains a high-concentration state because it enhances its own gene’s transcription. More specifically, the transcription rate is typically a sigmoidal function of the protein concentration, leading to bistability. The switch from the low- to the high-concentration state is generally flipped by some other molecule that also promotes transcription of the mRNA and thereby production of the protein. However, even when the concentration of the other molecule is too small to flip the switch, fluctuations may do so. In this paper we study a simple model in which such transitions can oc-

cur, with the aim of understanding how different features of the biochemical circuitry affect the rate at which these (rare) events occur.

Previous work has explored these features of genetic regulatory circuits, and much of it has become textbook material [1]. In particular, simple autoregulatory circuit mechanisms are well-understood, as is one-dimensional Kramers escape from metastable states, both for cases where the dynamics are effectively diffusive and a Fokker-Planck description is adequate [2], and for those in which molecule numbers must be treated as integers, where one must solve a master equation [3, 4].

Here we adopt a path-integral approach to the problem, taking into account both mRNA and protein concentrations. We are interested in the parameter regime in which the switching rate is very small and we can treat the problem by a saddle-point approximation. The problem of finding the optimal path then reduces to solv-

* john.hertz@nordita.org

† joanna@math.su.se

‡ alvaro.correales@estudiante.uam.es

ing the equations of motion for an appropriate Hamiltonian system that we will derive. In general, these equations have to be solved numerically. We will do this and compare the results with those of numerical simulations.

The limit in which both the protein lifetime is much longer than that of the mRNA and many proteins are translated from each mRNA copy is interesting and particularly relevant in bacteria. Viewed on the timescale of protein degradation, the molecules produced from a single mRNA look like a simultaneous burst, hence the name “translational bursting”. Since the mRNAs typically have exponentially-distributed lifetimes, the number of protein molecules in a burst is also exponentially distributed [5]. We study this “bursting limit” and the approach to it as the ratio of mRNA to protein lifetimes goes to zero. In the limit, the 2-dimensional mRNA-protein problem reduces to a 1-dimensional one. Several groups have solved the time-independent Chapman-Kolmogorov equations for this and related systems and found the stationary protein number distributions. Using both an extension of their methods and the 1-d limit of our path integral, we are able to calculate the switching rate analytically, and simulations confirm the theoretical predictions.

The paper is organized as follows: First, we introduce the model and derive the path integral. We then derive the Hamilton equations for the optimal switching path and describe how to solve them numerically and find the “activation barrier”, i.e., the dominant exponential factor in the switching rate. Then we take a closer look at the bursting limit, showing how the mRNA concentration can be eliminated from the Hamilton equations and how the activation barrier can be evaluated analytically. This result makes contact with the calculations mentioned above of the stationary distribution, and by extending the methods used by those authors we are able to evaluate the prefactor in the switching rate analytically. Again, these theoretical predictions are found to agree with numerical simulations of this simplified model.

We turn then to the general problem away from the bursting limit, where the two molec-

ular species (protein and mRNA) both have to be kept explicitly in the calculation, which has to be done numerically. We calculate first the barrier, for a range of values of the ratio γ of mRNA and protein degradation rates. It is possible to decompose the result in a natural way into protein and mRNA contributions, and we find that the former of these is quite insensitive to γ , while the latter falls off toward zero with increasing γ . We find we can calculate the mRNA contribution analytically to first order in $1/\gamma$, and the results agrees quite well with the full numerical barrier calculation, even for γ of order 1. Turning to the prefactor, we calculate it following a procedure due to Maier and Stein [6] and compare the results with numerical simulations. Finally, we discuss briefly some open questions in this and related systems which our work may help to answer.

To keep the logical flow of our presentation as simple as possible, some of our calculations that involve complicated algebra and/or are fairly straightforward extensions of treatments elsewhere in the literature are relegated to appendices.

II. MODEL

We employ a minimal stochastic model for a gene whose transcription receives positive feedback from its own protein product. Discretizing time, with $t_i = i\Delta t$, we describe the mRNA dynamics simply by a stochastic equation

$$x_{i+1} - x_i = w_i, \quad (1)$$

with the probability density of the jump w_i given by

$$\begin{aligned} \rho(w_i) &= \\ &= [1 - (g(y_i) + \gamma x_i)\Delta t]\delta(w_i) \\ &\quad + g(y_i)\Delta t\delta(w_i - 1) + \gamma x_i\Delta t\delta(w_i + 1) \end{aligned} \quad (2)$$

where γ is the mRNA degradation rate, $y(t)$ is the protein concentration, and we take the production rate $g(y)$ to be given by a Hill function

$$g(y) = a + g_0 \frac{y^h}{y^h + K^h}. \quad (3)$$

Such a form can be derived under the assumption that the protein binding and unbinding from the DNA is fast in comparison with the timescales of the present problem, see, e.g., [3]. In the deterministic limit, Eqns (1) and (2) lead to a rate equation

$$\dot{x} = g(y) - \gamma x. \quad (4)$$

For the protein dynamics, one can write an analogous stochastic kinetic equation, with the production rate proportional to the mRNA concentration:

$$y_{i+1} - y_i = v_i, \quad (5)$$

where the jump probability density is

$$\sigma(v_i) = cx_i \Delta t \delta(v_i - 1) + y_i \Delta t \delta(v_i + 1) + [1 - (cx_i + y_i) \Delta t] \delta(v_i). \quad (6)$$

We measure time in units of the protein lifetime, so the degradation rate is equal to 1. The rate equation is

$$\dot{y} = cx - y. \quad (7)$$

In steady state, eliminating x from the rate equations (4) and (7) gives

$$y = \frac{c}{\gamma} g(y) \equiv bg(y) \quad (8)$$

If the Hill exponent $h > 1$, and the parameter g_0 in (3) is big enough, it is possible to find bistability (see Fig. 1): two different protein concentrations give stable solutions. However, the fluctuations in the mRNA dynamics can cause transitions between these states. Our aim in this paper is to study these fluctuations and, in particular, to calculate the rate of these switchings in the limit where they are rare. This problem is thus similar to classical (two-dimensional) Kramers escape [2, 7], but the discrete molecule numbers and the higher dimensionality of the problem require new methods.

The parameter $b = c/\gamma$ appearing in (8) is the mean number of protein molecules produced per mRNA lifetime; quite commonly $b \gg 1$. When the mRNA lifetime γ^{-1} is very short compared to that of the protein, the protein molecules translated from a single mRNA are effectively produced simultaneously when viewed on the

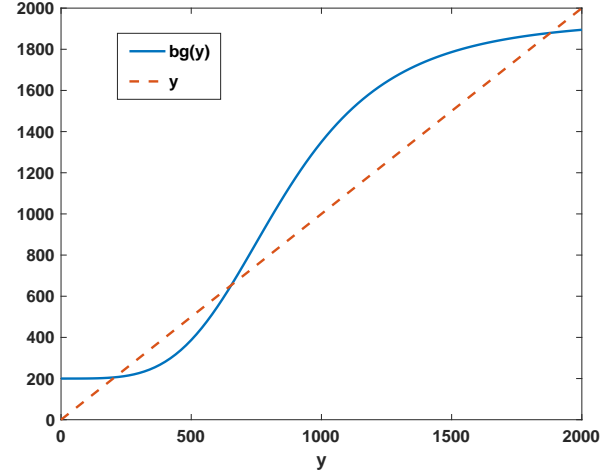


Figure 1. The steady-state protein production (blue solid line) and degradation (dashed red line) rates as functions of the protein concentration y . The crossing points are the metastable concentrations y_0, y_1, y_2

protein timescale. This kind of protein production is called “bursting”, and we will study this limit in some detail, both because of its biological relevance and to make contact with previous studies. We will use the term “bursting limit” to mean $\gamma \gg 1$, even when the burst size b is not large, because this is the condition that is necessary to reduce the problem to an effective one-species one. However, the large- b case is the one of biological interest.

Note also, however, that in our calculations of the rare-event rate of transitions between the phenotypes with protein concentrations near y_0 and y_2 , b is also the small parameter of the problem, in the sense that the activation barrier is proportional to $1/b$. More precisely, b has to be small compared to the differences $|y_1 - y_{0,2}|$ between the protein concentrations in the almost-stable states and that at the unstable transition state separating them. Thus, we require $1 \ll b \ll |y_1 - y_{0,2}|$.

Calculating the b -dependence of the transition rate is our main goal. To separate this dependence from that on other parameters of the model, we will always vary b in such a way that the steady states (8) do not change. This means

that when multiply b by some factor, the transcription rate parameters a and g_0 in (3) are divided by the same factor, i.e., we keep $bg(y)$ invariant.

A. Path integral formulation

Following [8], we can go quite easily from the time-discretized stochastic differential equation

$$P[x, y] = \int \prod_i dw_i dv_i \frac{dp_i}{2\pi} \frac{dq_i}{2\pi} \rho(w_i) \sigma(v_i) \exp \left\{ -i \sum_i [p_i(x_{i+1} - x_i - w_i) + q_i(y_{i+1} - y_i - v_i)] \right\}. \quad (9)$$

At each time step we get factors equal to the characteristic functions for w_i ,

$$\begin{aligned} \int dw_i \rho(w_i) \exp(iw_i p) &= \\ = g(y) \Delta t e^{ip} + \gamma x \Delta t e^{-ip} + 1 - (g(y) + \gamma x) \Delta t \end{aligned} \quad (10)$$

and v_i ,

$$\begin{aligned} \int dv_i \sigma(v_i) \exp(iv_i q) &= \\ = cx \Delta t e^{iq} + y \Delta t e^{-iq} + 1 - (cx + y) \Delta t. \end{aligned} \quad (11)$$

For small Δt we can write these as

$$\exp \left\{ -[g(y)(1 - e^{ip}) + \gamma x(1 - e^{-ip})] \Delta t \right\} \quad (12)$$

$$S[x, p, y, q] = \int_0^T [ip\dot{x} + g(y)(1 - e^{ip}) + \gamma x(1 - e^{-ip}) + iq\dot{y} + cx(1 - e^{iq}) + y(1 - e^{-iq})] dt. \quad (15)$$

Finally, we make the shift $ip \rightarrow p$, $iq \rightarrow q$, giving

$$S[x, p, y, q] = \int_0^T [p\dot{x} + g(y)(1 - e^p) + \gamma x(1 - e^{-p}) + q\dot{y} + cx(1 - e^q) + y(1 - e^{-q})] dt; \quad (16)$$

now the integrals in Dp and Dq in (14) run along the imaginary axis. We remark that if we expand the exponentials in (16) to first order, we recover delta-functions leading to the noise-free rate equations (4) and (7).

If we now integrate over all histories satisfying boundary conditions $x(0) = x_0$, $y(0) = y_0$,

(SDE) (1) to a path integral representation of the probability of a given history starting at $t = 0$ and ending at $t = T$. We start by inserting Dirac δ -functions to impose (1) and (7) in the integration over every w_i and using the Fourier representation of the δ -functions:

$$\exp \left\{ -[cx(1 - e^{iq}) + y(1 - e^{-iq})] \Delta t \right\}, \quad (13)$$

respectively. Then, taking the continuum limit $\Delta t \rightarrow 0$, we arrive at

$$P[x, y] = \int Dp Dq \exp(-S[x, p, y, q]), \quad (14)$$

where Dp and Dq are shorthand for the limit as $\Delta t \rightarrow 0$ of the multidimensional integrals over the p_i and q_i in (9) (including all the factors of $(2\pi)^{-1}$) and S , called the action, is

$x(T) = x_T$ and $y(T) = y_T$, we get the probability, given the initial condition, of reaching x_T and y_T at time T by any path:

$$\begin{aligned} P(x_T, y_T | x_0, y_0) &= \\ = \int Dx Dp Dy Dq \exp(-S[x, p, y, q]) \end{aligned} \quad (17)$$

(where $x(t)$ and $y(t)$ are subject to the boundary conditions). The functional integration symbols $DxDp$ are defined by

$$DxDp = \lim_{\Delta t \rightarrow 0} \prod_i \frac{dx_i dp_i}{2\pi}, \quad (18)$$

where $x_i = x(t_i)$, $p_i = p(t_i)$ and $t_{i+1} - t_i = \Delta t$, and correspondingly for Dy and Dq .

The quantity (16) is the action for a 2-dimensional classical mechanical problem with a Hamiltonian

$$\begin{aligned} H(x, p, y, q) = & \quad (19) \\ & = g(y)(e^p - 1) - \gamma x(1 - e^{-p}) \\ & \quad + cx(e^q - 1) - y(1 - e^{-q}) \end{aligned}$$

If the noise in the problem is weak enough (we will say more specifically what this means in the present problem later), the path integral will be

$$P[x, y] = \int \prod_i dw_i \frac{dp_i}{2\pi} \frac{dq_i}{2\pi} \rho(w_i) \exp \left\{ -i \sum_i [p_i(x_{i+1} - x_i - w_i) + q_i(y_{i+1} - y_i - (cx_i - y_i)\Delta t)] \right\}. \quad (24)$$

Performing the integrations over the w_i then leads to an action (after the $ip \rightarrow p$ shift)

$$S[x, p, y, q] = \int_0^T [p\dot{x} + g(y)(1 - e^p) + \gamma x(1 - e^{-p}) + q(\dot{y} - cx + y)] dt. \quad (25)$$

The Hamiltonian is

$$\begin{aligned} H(x, p, y, q) = & g(y)(e^p - 1) - \gamma x(1 - e^{-p}) \\ & + q(cx - y), \end{aligned} \quad (26)$$

with equations of motion

$$\dot{x} = \frac{\partial H}{\partial p} = g(y)e^p - \gamma xe^{-p} \quad (27)$$

$$\dot{p} = -\frac{\partial H}{\partial x} = \gamma(1 - e^{-p}) - cq, \quad (28)$$

$$\dot{y} = \frac{\partial H}{\partial q} = cx - y \quad (29)$$

$$\dot{q} = -\frac{\partial H}{\partial y} = -g'(y)(e^p - 1) + q. \quad (30)$$

It is simple to verify that both this Hamiltonian and its equations of motion can be obtained sim-

dominated by paths near the classical paths, i.e., the solutions of the Hamiltonian equations of motion

$$\dot{x} = \frac{\partial H}{\partial p} = g(y)e^p - \gamma xe^{-p} \quad (20)$$

$$\dot{p} = -\frac{\partial H}{\partial x} = \gamma(1 - e^{-p}) - c(e^q - 1), \quad (21)$$

$$\dot{y} = \frac{\partial H}{\partial q} = cxe^q - ye^{-q} \quad (22)$$

$$\dot{q} = -\frac{\partial H}{\partial y} = -g'(y)(e^p - 1) + 1 - e^{-q} \quad (23)$$

A problem like ours in a similar model system was studied by Assaf *et al* [9].

In this paper, following Friedman *et al* [10], we will frequently consider the case where the number of protein molecules y is sufficiently large that we can treat it as continuous, with deterministic dynamics given by the rate equation (7). Enforcing this by means of a delta-function in computing $P[x, y]$, we have

ply from the corresponding equations (19) and (20-23) for the discrete-protein-number problem by expanding to first order in q , as one would expect for a continuum approximation.

Our goal will be to calculate the rate of transition from the metastable low-protein-concentration state at y_0 through the unstable transition state at y_1 to the region around y_2 , in the parameter range where such events are rare. This rate has the form [2]

$$\Gamma = \eta \exp(-S_0). \quad (31)$$

The quantity S_0 in the exponent is the optimal or extremal value of the action S , obtained by setting $\delta S/\delta x = \delta S/\delta p = \delta S/\delta y = \delta S/\delta q = 0$. The prefactor η comes from fluctuations around

the optimal path. In what follows, we will do this first in the limit $\gamma \gg 1$ of fast mRNA degradation, returning afterwards to the more general problem.

III. BURSTING LIMIT

As noted above, in the limit $\gamma \gg 1$, all the proteins translated from a single mRNA are effectively produced in a simultaneous burst when looked at on the protein degradation timescale. Furthermore, since the mRNA lifetime is exponentially distributed, the burst size is also exponentially distributed[1, 5]. (Actually, since the protein numbers are integers, one would conventionally call the distribution geometric.) Here we are most interested in the case where the mean burst size $b \gg 1$, so the burst number can be taken as continuous and the density to be a continuous (one-sided) exponential. Such a distribution has been observed experimentally [11, 12].

In the following two subsections, we calculate the action S_0 of the optimal path and the prefactor η of (31) in this limit, for both the continuous-protein-number approximate model (26) and the exact one (19).

A. Action of the optimal path

1. continuous protein number

We start, for simplicity, in the continuous-protein-number approximation. If we divide both sides of the Hamilton equation (28) for p by γ , the left-hand side, which is proportional to $1/\gamma$, must go to zero for $\gamma \rightarrow \infty$. However, the individual terms on the right-hand side do not go to zero in this limit, so we obtain a condition on their sum:

$$1 - e^{-p} = \frac{cq}{\gamma} = bq. \quad (32)$$

An analogous argument can be made for Eqn. (27) for x (without the need to divide by γ) if we regard it as an equation for γx . This gives the condition

$$g(y)e^{2p} = \gamma x. \quad (33)$$

Solving for e^p and x as functions of the protein variables y and q , we find

$$e^p = \frac{1}{1 - bq} \quad (34)$$

$$x = \frac{g(y)}{\gamma(1 - bq)^2}, \quad (35)$$

and substituting into (26) yields the effective protein-only Hamiltonian

$$H_B = q \left(\frac{bg(y)}{1 - bq} - y \right). \quad (36)$$

The Hamilton equations of the reduced problem,

$$\dot{y} = \frac{\partial H_B}{\partial q} = \frac{bg(y)}{(1 - bq)^2} - y \quad (37)$$

$$\dot{q} = -\frac{\partial H_B}{\partial y} = q \left(1 - \frac{bg'(y)}{1 - bq} \right), \quad (38)$$

can also be derived by using (34) and (35) in (29) and (30).

For small bq , we can expand $1/(1 - bq)$ in (36) to first order, yielding a more familiar kind of problem, with a Hamiltonian

$$H = q[bg(y) - y] + b^2 g(y) q^2. \quad (39)$$

This is the Hamiltonian associated with the Fokker-Planck equation

$$\partial_t P(y, t) = -\partial_y [(bg(y) - y)P] + b^2 \partial_y^2 [g(y)P] \quad (40)$$

that we could derive from the Ito SDE

$$dy = [bg(y) - y] + b\sqrt{2g(y)}dW, \quad (41)$$

where W is a Wiener process. It describes positive drift under Gaussian multiplicative noise, with a noise power $2b^2 g(y)$. In this limit, the exponential distribution of the bursts plays no role.

It is an easy exercise to see that the Hamiltonian H_B (36) can be derived directly, analogously to what we did in the previous subsection, starting from the discretized SDE

$$y_{i+1} - y_i = -y_i \Delta t + w_i, \quad (42)$$

with the probability of the jump w_i given by

$$\begin{aligned} p(w_i) = [1 - g(y_i)\Delta t] \delta(w_i) \\ + \frac{g(y_i)\Delta t}{b} \exp(-w_i/b), \end{aligned} \quad (43)$$

expressing the fact that there is a rate of bursting equal to $g(y)$, and the burst size is exponentially distributed with mean b . In this derivation, one can see that the $1/(1-bq)$ factor in H_B (36) comes from the moment generating function of the exponential burst distribution.

In terms of H_B the action (16) is

$$S_0[y, q] = \int_0^T [q\dot{y} - H_B(y, q)] dt. \quad (44)$$

The Hamiltonian is a constant of the motion, i.e., its value along any path $y(t), q(t)$ that solves the equations of motion is fixed. For the path of interest to us here, that fixed value is zero, since the path starts and ends at $q = 0$. So, setting $H_B = 0$, we get either

$$q = 0 \quad (45)$$

or

$$\frac{bg(y)}{1-bq} - y = 0. \quad (46)$$

The first possibility describes the "downhill" path from the unstable fixed point at the middle root y_1 of (8) to the smaller one y_0 . It has action $S = 0$. The second possibility describes the nontrivial "uphill" path for which q goes from y_0 to y_1 . We can solve (46) to get an explicit expression for the path:

$$q = \frac{y - bg(y)}{by}. \quad (47)$$

From (44) and the fact that $H_B = 0$, we can evaluate the action for that path as follows

$$\begin{aligned} S_0 &= \int [q\dot{y} - H_B(y, q)] dt \\ &= \int q \frac{dy}{dt} dt = \int_{y_0}^{y_1} q(y) dy \\ &= \int_{y_0}^{y_1} \frac{y - bg(y)}{by} dy = W(y_1) - W(y_0), \end{aligned} \quad (48)$$

where

$$W(y) = \frac{y}{b} - a \ln y - \frac{g_0}{h} \ln(y^h + K^h). \quad (49)$$

acts as an effective potential for this model. It is plotted in Fig. (2). The minima at y_0 and y_2 and the maximum at y_1 are evident.

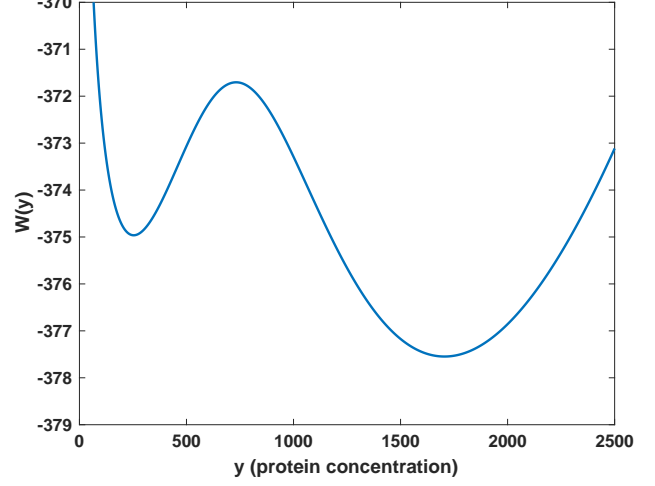


Figure 2. The effective potential $W(y)$ for the continuous-protein-number model.

The exponential of $-W$ is, up to normalization and a factor $1/y$, the stationary probability distribution of the process (42). With changes in notation, this agrees with the result of Friedman *et al* [10], who derived it from the Chapman-Kolmogorov equation. We also note that when we vary b , keeping the fixed points invariant as described above, $W(y)$ and, hence, the action are proportional to $1/b$. Thus, the bursting size plays a role like temperature in the Arrhenius rate $\propto e^{-S_0}$. The condition that a description of the process in terms of rare events is valid is $S_0 \gg 1$, consistent with our earlier condition $y_1 - y_0 \gg b$ since (49) is dominated by the first term for $y_{0,1} \gg 1$.

2. discrete protein number

Now let us consider the corresponding problem in the model (19) with discrete protein number. Proceeding as before, we use the fact that mRNA dynamics are fast to set $\dot{x} = 0$ and $\dot{p} = 0$ in (20) and (21):

$$g(y)e^{2p} = \gamma x \quad (50)$$

$$1 - e^{-p} = \frac{c}{\gamma}(e^q - 1) = b(e^q - 1). \quad (51)$$

Solving the second of these equations for e^p gives

$$e^p = \frac{1}{1 - b(e^q - 1)}, \quad (52)$$

from which we get, using (50),

$$cx = \frac{bg(y)}{(1 - b(e^q - 1))^2}, \quad (53)$$

and substituting into (19) gives the Hamiltonian

$$H_{Bd} = (e^q - 1) \left(\frac{bg(y)}{1 - b(e^q - 1)} - ye^{-q} \right). \quad (54)$$

In this case the equations of motion are

$$\dot{y} = \frac{\partial H_{Bd}}{\partial q} = \frac{bg(y)e^q}{(1 - b(e^q - 1))^2} - ye^{-q} \quad (55)$$

$$\dot{q} = -\frac{\partial H_{Bd}}{\partial y} = 1 - e^{-q} - \frac{bg'(y)(e^q - 1)}{1 - b(e^q - 1)}. \quad (56)$$

As we expect, in the small- q limit, this H and these equations of motion reduce to the corresponding equations (36)-(38) for the continuous-protein-number model. Also, in the limit of small b , (54) just describes a simple birth-death process with protein generation rate $bg(y)$ – there is no bursting. We will not consider this case further.

The Hamiltonian (54) can also be derived directly starting, as before, from a discretized SDE

$$y_{i+1} - y_i = w_i \quad (57)$$

with the probability of the jump given by

$$\begin{aligned} \rho(w_i) = & g(y_i)\Delta t(1 - r) \sum_{n=0}^{\infty} r^n \delta(w_i - n) \\ & + y_i \Delta t \delta(w_i + 1) \\ & + [1 - (y_i + g(y_i))\Delta t] \delta(w_i) \end{aligned} \quad (58)$$

where $r = b/(1 + b)$. We remark that the same quantity $b/(1 + b)$ occurs in the geometric burst distribution in the paper by Shahrezaei and Swain [5].

We can now find, analogously as we did for the continuous-protein-number, the optimal path $q(y)$ from the condition $H_{Bd} = 0$. From (54), in the case $q \neq 0$, we have

$$\frac{bg(y)}{1 - b(e^q - 1)} = ye^{-q}, \quad (59)$$

which can be solved for e^{-q} :

$$e^{-q} = \frac{b(g(y) + y)}{y(1 + b)}, \quad (60)$$

and then

$$q(y) = \ln \left(\frac{y(1 + b)}{b(g(y) + y)} \right). \quad (61)$$

The action for the path from y_0 to y_1 is

$$S_0 = \int_{y_0}^{y_1} q(y) dy \quad (62)$$

Unlike the corresponding expression (48) for the continuous-protein-number case, this integral does not seem to be calculable analytically. Nevertheless, it is possible to expand it in $1/b$. Writing

$$q(y) = \ln \left(1 + \frac{1}{b} \right) - \ln \left(1 + \frac{bg(y)}{by} \right), \quad (63)$$

we expand (remembering that we are taking $g(y) \propto 1/b$, so $bg(y)$ is independent of b) and integrate the two terms separately. The result is

$$\begin{aligned} S_0(b) = & \quad (64) \\ = & \sum_{n=1}^{\infty} \frac{(-1)^{n-1}}{n} \left(\int_{y_0}^{y_1} \frac{y^n - (bg(y))^n}{y^n} dy \right) b^{-n} \end{aligned}$$

The first term in the series is the expression for S found above in (48). For moderately large b , this series converges quite rapidly; for $b = 15$ two terms are sufficient for 1% accuracy. Accuracy can be important here, since the mean escape time is exponential in S .

B. Prefactors

Let us now consider the prefactor contributions to the escape rates for our two models. While these can be calculated by expanding the expression for the action to second order in the deviations from the optimal path, we find it much simpler to go back to the fundamental stochastic descriptions (the Chapman-Kolmogorov equation for continuous protein

number and the master equation for discrete protein number).

We begin with continuous bursting limit case. We start with Chapman-Kolmogorov equation for exponential bursting [10]:

$$\begin{aligned} \partial_t P(y, t) = & \quad (65) \\ = \partial_y(yP(y)) + \int_0^y w(y-y')g(y')P(y')dy' = 0, \end{aligned}$$

where, as before, we have set the protein degradation rate equal to 1, $g(y)$ is the Hill function (3), and $w(y-y') = b^{-1} \exp[-(y-y')/b] - \delta(y-y')$, with b the mean burst size. Thus, in steady state, (65) can be written as

$$\partial_y(yP(y)) + \frac{1}{b}e^{-y/b} \int_0^y e^{y'/b} g(y')P(y')dy' - g(y)P(y) = 0. \quad (66)$$

Now we calculate the derivative of (66):

$$\partial_y^2(yP(y)) - \frac{1}{b^2}e^{-y/b} \int_0^y e^{y'/b} g(y')P(y')dy' + \frac{1}{b}g(y)P(y) - \partial_y(g(y)P(y)) = 0. \quad (67)$$

Adding (66) and b times (67) gives

$$\partial_y[(y - bg(y))P(y)] + \partial_y^2(byP(y)) = 0, \quad (68)$$

which is a steady-state Fokker-Planck equation for drift $bg(y) - y$ and multiplicative noise, i.e., a diffusion “constant” $D(y)$ equal to $2by$. It is almost a standard Kramers problem to calculate the escape rate for this problem, but since easily-accessible treatments generally do not treat multiplicative noise, we present the calculation in

Appendix A 1. We find the following prefactor:

$$\eta = \frac{1}{2\pi} \sqrt{\frac{y_0}{y_1}} \sqrt{(1 - bg'(y_0))|1 - bg'(y_1)|}. \quad (69)$$

This differs from the additive-noise case only in the factor of $\sqrt{D(y_0)/D(y_1)} = \sqrt{y_0/y_1}$. Note that since, when we change b , we hold $bg(y)$ constant, A does not depend on b .

For discrete protein number, we use an analogous trick. We start with the Hamiltonian given by equation (54). Multiplying this equation by $1 - b(e^q - 1)$ gives

$$\begin{aligned} \hat{H} &= [1 - b(e^q - 1)]H = (e^q - 1)[bg(y) - (1 - b(e^q - 1))ye^{-q}] \\ &= (e^q - 1)[b(g(y) + y) - (b + 1)ye^{-q}]. \end{aligned} \quad (70)$$

This is a Hamiltonian for the simple birth-death process treated by Bressloff [13] with birth and death rates

$$\Omega_+(y) = b(g(y) + y), \quad (71)$$

$$\Omega_-(y) = (b + 1)y, \quad (72)$$

respectively, so we can simply carry over his result. As in the continuous case, for steady state $H = 0$, so we also have $\hat{H} = 0$. This implies equations (60) and (61). Bressloff’s result (eqn

(3.26) of [13]) contains the prefactor

$$\eta = \frac{\Omega_+(y_0)}{2\pi} \sqrt{|S''(y_1)|S''(y_0)}. \quad (73)$$

Now using $q(y) = S'(y)$ and differentiating (61), gives

$$S''(y) = \frac{1}{y} - \frac{1 + g'(y)}{y + g(y)}, \quad (74)$$

and because $bg(y_{0,1}) = y_{0,1}$ we have

$$S''(y_0) = \frac{1 - bg'(y_0)}{(1 + b)y_0} \quad (75)$$

and analogously for $S''(y_1)$. Using these results and (71) and (72), we get the prefactor

$$\begin{aligned} \eta &= \frac{(1 + b)y_0}{2\pi} \sqrt{\frac{(1 - bg'(y_0))|1 - bg'(y_1)|}{y_0 y_1 (1 + b)^2}} \\ &= \frac{1}{2\pi} \sqrt{\frac{y_0}{y_1}} \sqrt{(1 - bg'(y_0))|1 - bg'(y_1)|}, \end{aligned} \quad (76)$$

identical to the continuous-protein-number result (69). It is also possible to obtain this result using the Wentzel–Kramers–Brillouin (WKB) method. The proof, a generalization of that of Bressloff [13] for the simple birth-death process, is given in Appendix A 2.

C. Simulations

Using the Gillespie algorithm [14], we have simulated the bursting-limit models with both continuous (43) and discrete (58) burst-size distributions, measuring the mean time $\bar{\tau}$ to reach the unstable point y_1 . We take $1/(2\bar{\tau})$ as the empirical escape rate Γ_{sim} , where the factor of $1/2$ comes from the fact that a system at the unstable point has a probability of $1/2$ to leave it in either direction. We have done this for 13 values of b , from $b = 15$ to $b = 75$ in steps of $\Delta b = 5$, for both continuous and discrete protein number. For each value of b we have simulated 10,000 escape events. We find that the escape times are exponentially distributed for this range of b , giving an empirical error for the escape rate of 2% with a confidence of 95%.

Throughout all our simulations, we fix the values of the parameters on the Hill function as: $a = 13.33$, $g_0 = 116.6667$ and $h = 4$ and $K = 850$, for $b = 15$, thus preserving the fixed points $y_0 = 206.0185$ and $y_1 = 653.8648$. Whenever we vary the parameter b , we do it in such a way as to preserve $bg(y)$, that is, we define $a = 13.33 \cdot 15/b$ and $g_0 = 116.6667 \cdot 15/b$ for an arbitrary b .

The results (Figs. 3 and 4) confirm the expected form (31) with the exponent S_0 predicted by equations (48)-(49) and (61)-(64) for the continuous and discrete burst-size cases, respectively, and (almost) the common prefactor given by (69) and (76). The empirical escape rates are slightly smaller (by a few percent) than the theoretical values, but the difference shrinks as $b \rightarrow 0$. We attribute the discrepancy to the fact that our theory is only exact in the limit of infinitesimal escape rates. However, the simulation times necessary to confirm this quantitatively are prohibitively long.

It is worth mentioning that, applying the Gillespie algorithm in the continuous case, one has to take into account that degradation in protein concentration induce a time dependent rate for calculating the probability distribution

$$\begin{aligned} \text{Prob}(w(t) = 0, \forall T_1 < t < T_2) &= \\ &= \exp \left[- \int_{T_1}^{T_2} g(y(T_1)e^{T_1-s}) ds \right], \end{aligned} \quad (77)$$

where w is the noise term in equation (42).

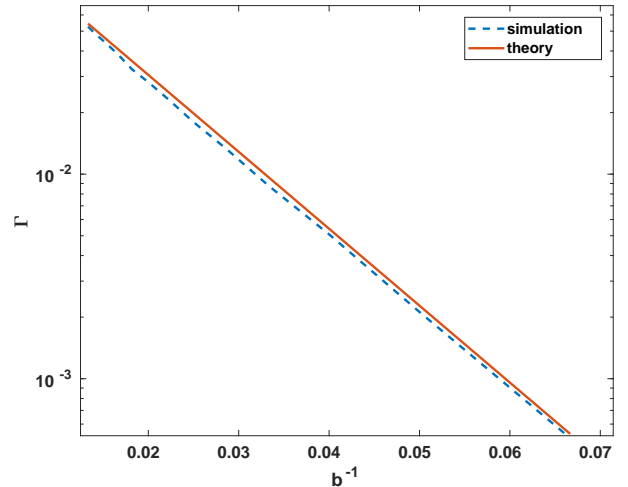


Figure 3. Rate of escape vs. b^{-1} for the continuous-protein-number model: theory (red solid line) and measured in simulations (blue dashed line).

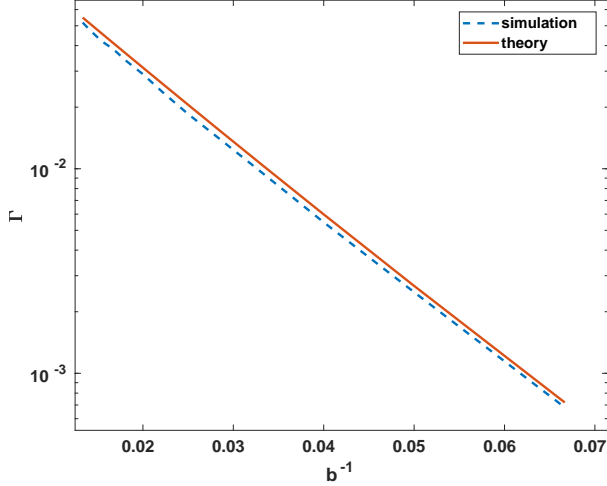


Figure 4. Rate of escape vs. b^{-1} for the discrete-protein-number model: theory (red solid line) and measured in simulations (blue dashed line).

IV. FULL PROBLEM: MRNA AND PROTEIN DYNAMICS

A. Computing the extremal action

In the full problem described in section II, we have the extremal action in the form

$$S_0 = \int_0^T [p_s(t)\dot{x}_s(t) + q_s(t)\dot{y}_s(t)]dt, \quad (78)$$

where x_s , p_s , y_s , and q_s solve the Hamilton equations (20)-(23) or (27)-(30), since $H = 0$ along the extremal path. However, the condition $H = 0$ is insufficient to determine the x - and y -dependence of p and q because it is only one condition on four variables. The only recourse is to integrate the Hamilton equations to find $x_s(t)$, $p_s(t)$, $y_s(t)$, and $q_s(t)$ and then use these in (78). Both steps have to be done numerically. We do this using the “relaxation” method described in Numerical Recipes [15]. Details of the present calculations are summarized in Appendix C.

Figs. 5 and 6 show results for the solutions $x_s(t)$, $p_s(t)$, $y_s(t)$, and $q_s(t)$. The calculations here are for $\gamma = 4$, but the qualitative shape of the curves is the same for all γ . The mRNA and protein concentrations $x_s(t)$ and $y_s(t)$ are sigmoidal and the conjugate momenta $p_s(t)$ and

$q_s(t)$ have single “bumps”, beginning and ending at 0 for $t \rightarrow \pm\infty$. The protein curves lag the mRNA ones, as can be expected.

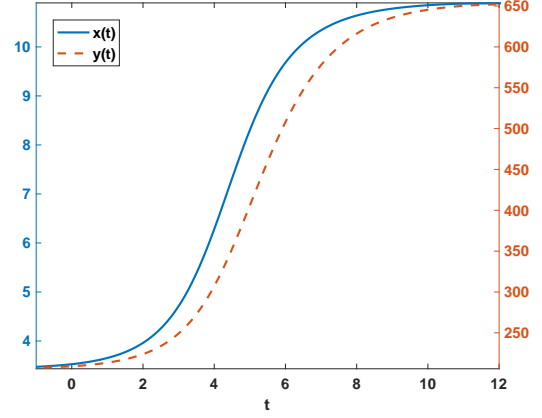


Figure 5. Typical concentration trajectories calculated using the relaxation method: mRNA concentration $x(t)$ (blue solid line) and protein concentration $y(t)$ (red dashed line).

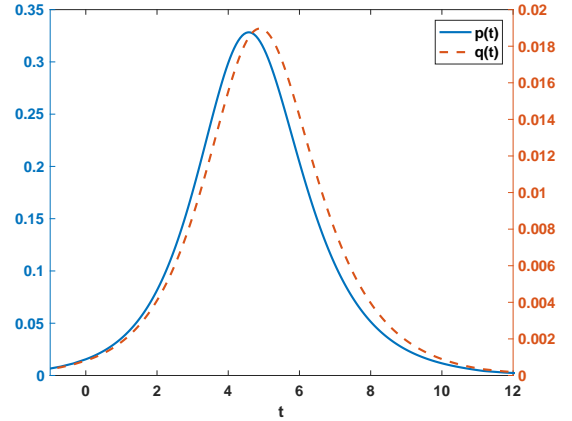


Figure 6. Typical momentum trajectories calculated using the relaxation method: mRNA momentum $p(t)$ (blue solid line) and protein momentum $q(t)$ (red dashed line).

We have calculated the extremal action S_0 for values of the mRNA degradation rate γ from 1 to 128, using a fixed burst-size parameter $b = 15$, so the translation rate $c = b\gamma$. The values of the parameters in the Hill function (3) were taken to be those used for $b = 15$ in the bursting-limit

calculations described in subsection III C. The calculations were done for both continuous- and discrete-protein-number models. As explained above, in the limit $\gamma \rightarrow \infty$ we recover the bursting model of the preceding section.

We examined the γ -dependence of the two terms in the extremal action (78), which we call the mRNA and protein actions, respectively. These are shown in Figs. 7 and 8. The qualitative features are quite simple: The protein action is relatively insensitive to γ , and its large- γ limit is consistent with the analytically calculated bursting-limit value. The mRNA action, on the other hand, decreases rapidly with increasing γ . At $\gamma = 1$ the two actions are about the same size, while at $\gamma = 128$ the mRNA term is two orders of magnitude smaller. The computed values are consistent with a $1/\gamma$ dependence over most of the range of γ for which the calculations were done.

The value of b that we use is fairly large, but the calculations show a measurable difference between continuous and discrete protein number models. For the protein action, the discrete-case values are about 6% smaller than the corresponding continuous-case ones (as found above in the bursting limit from eqns. (48)-(49) and (61)-(62)), while for the mRNA action the discrete-case values are about 10% smaller. While these differences are not large, they occur in the exponent of the expression (31) for the escape rate, so they can be important. In the present case, the rate can be reduced by 30% or so.

B. Expanding around the bursting limit

The above results show that the dependence of the extremal action (and thus, the escape rate from the metastable low-protein-number state) on the mRNA lifetime comes almost entirely from the mRNA term. Its γ -dependence can be studied analytically for large γ by expanding around the bursting limit.

The calculation is simple in principle. We start from the definition

$$S^m = \int_{x_0}^{x_1} p dx, \quad (79)$$

where $x_{0,1} = y_{0,1}/c$, and use the bursting-limit conditions $\dot{x} = 0$ and $\dot{p} = 0$ and the fact that $H = 0$ to write x and p in terms of y . We can then write

$$S^m = \int_{y_0}^{y_1} p(y) \frac{dx(y)}{dy} dy. \quad (80)$$

The integrals can be evaluated in terms of elementary functions for both continuous and discrete protein numbers if the Hill function (3) has index $h = 4$. In both cases, we find $S^m \propto 1/\gamma$. The calculations, which are straightforward but a bit messy, are relegated to Appendix B.

For the continuous case, S^m is simply proportional to $1/(b\gamma)$ (remembering we are always holding $bg(y)$ independent of b). Since we have also observed that the protein action is almost independent of γ for large γ and we know that in this limit it is proportional to $1/b$, this means that the total action has the form

$$S_0 = \frac{c_1 + c_2/\gamma}{b}, \quad (81)$$

where c_1 and c_2 are constants evaluated in appendix B.

For the discrete case, S^m turns out to have the form

$$S^m = \frac{1}{\gamma} \left[\frac{c_2}{b+1} + \frac{c_3}{(b+1)^2} \right], \quad (82)$$

with the constants evaluated in Appendix B. Again, S^m is proportional to $1/\gamma$, but with terms proportional to both $1/(b+1)$ and $1/(b+1)^2$. In the large- b limit, (82) reduces to the continuous-case result.

The straight solid lines in the log-log plots in Fig. 7 are based on these results; one sees that they agree quite well with the results of the relaxation calculations all the way down to $\gamma = O(1)$. This is rather remarkable: In our derivations, we have used the conditions $\dot{x} = 0$ and $\dot{p} = 0$, which are only true in the bursting limit, so our results can only be correct to lowest order in $1/\gamma$ (i.e., the coefficient of $1/\gamma$ is evaluated at $\gamma = \infty$). Nevertheless, as we see, this approximation is a good one over the entire range of γ studied here. Thus, the bursting limit is not just interesting in itself; it also allows us

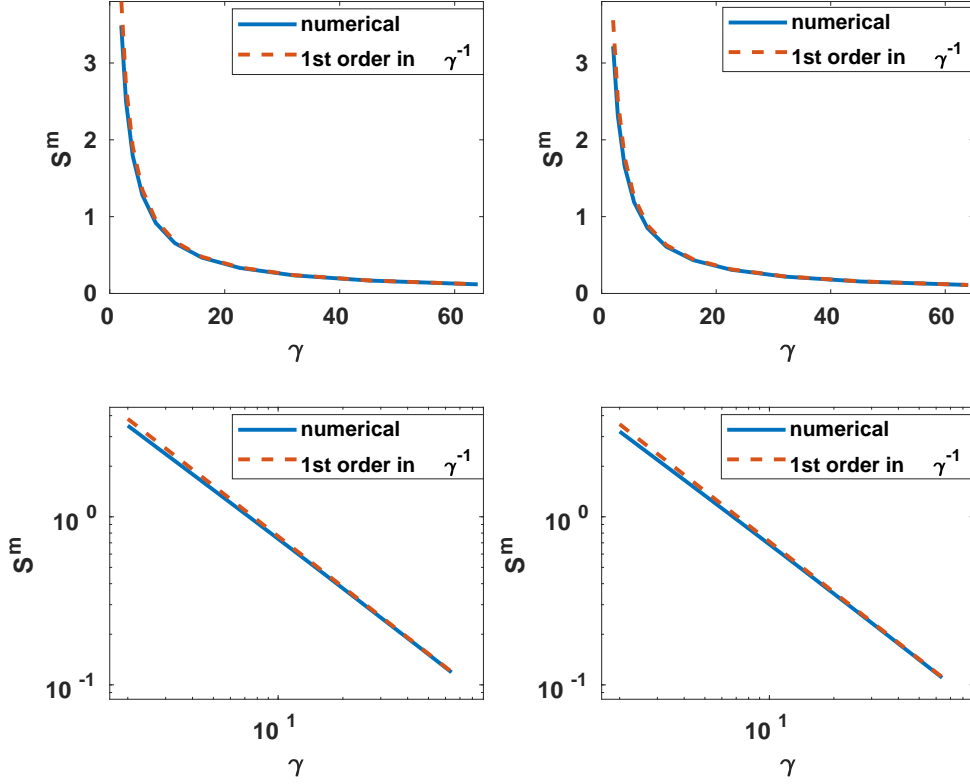


Figure 7. mRNA action as a function of γ for continuous (left) and discrete (right) protein numbers. The lower plots are log-log, to make the $1/\gamma$ power-law behavior evident. Results of the numerical relaxation calculation are shown as solid blue lines and the first-order expansion in $1/\gamma$ as dashed red lines.

to treat the most important quantity in the general finite- γ problem – the action or activation barrier – analytically.

C. Prefactors

Like that of the action, the calculation of the prefactor for the full models is nontrivial and must be done numerically. The classical calculation of Eyring [7] applies only when the local flow in the rate equations can be written as the derivative of a potential function and the stochasticity is simple diffusion, with a concentration-independent diffusion constant. A procedure for treating systems where the flow is not everywhere potential-derivable, based on a WKB scheme was set out by Maier and Stein [6]. (Their treatment was still restricted, how-

ever, to systems with concentration-independent diffusion.) Their scheme was extended to birth-death processes by Roma et al [16] for a model with mutual competition between two proteins and treated more generally by Bressloff [13]. The basic idea is to construct differential equations describing the evolution of the probability density over the course of the escape event, starting from the initial metastable distribution near (x_0, y_0) and ending with the steady-state flow across the saddle point (x_1, y_1) , assuming that it remains Gaussian and centered on the trajectory.

However, in a subsequent paper Maier and Stein [17] showed that their earlier scheme applied only to systems where the local flow near the saddle point (x_1, y_1) was derivable from a potential. They found that, except for those exceptional systems, the final ($t \rightarrow \infty$) density

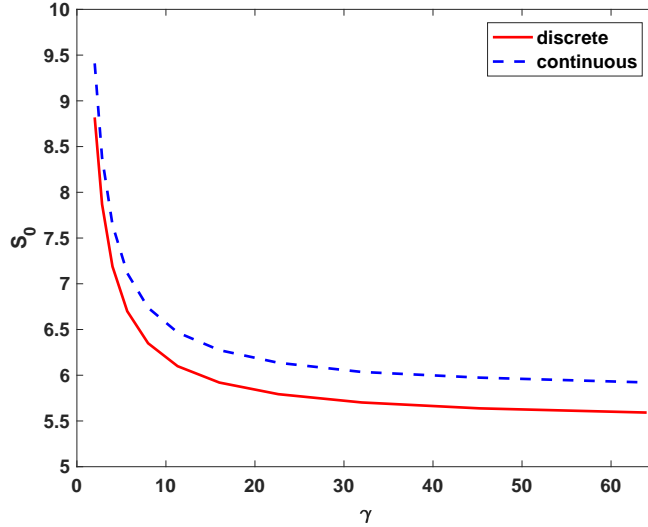


Figure 8. Total action as a function of γ for discrete (solid red line) and continuous (dashed blue line) protein-number models.

near (x_1, y_1) is not Gaussian because that point is not accessible from all directions in the local flow. Our model is not in this special class. (The model of Roma et al [16], on the other hand, is in the special class, so their calculation is valid.) Maier and Stein investigated the general case and showed, in an elaborate calculation, how one can find moments of the true exit distribution. However, they did not go so far as to give an explicit result for the value of the prefactor, and, as far as we know, no such calculation has been done to date.

The Maier-Stein analysis does not tell us how bad an error one makes if one uses their earlier approach. Therefore, here we perform the calculation this way and compare the result with simulations.

The derivation is analogous to that given in Appendix A.2 for the bursting model, though a bit more complicated because now there are two kinds of molecules (mRNA and protein). It gives the formula

$$\eta = \frac{\lambda_+}{2\pi} \sqrt{\frac{\det(Z_0)}{|\det(Z_1)|} \frac{K_1}{K_0}}, \quad (83)$$

differing from the classical Eyring formula [7] in

the presence of the last factor. Here,

$$\lambda_+ = \frac{-(1 + \gamma) + \sqrt{(1 + \gamma)^2 + 4\gamma(bg'(y_1) - 1)}}{2} \quad (84)$$

is the positive eigenvalue of the rate equation matrix at the unstable fixed point, $K_{0,1}$ are the limits as $t \rightarrow \pm\infty$ of the solutions of the differential equation

$$\frac{d \ln K(t)}{dt} = H_{xp} + H_{yq} + \frac{1}{2}(Z_{xx}H_{pp} + Z_{yy}H_{qq}), \quad (85)$$

and $Z_{0,1}$ are the corresponding limits of the symmetric 2×2 matrix function of t

$$Z = \begin{pmatrix} Z_{xx} & Z_{xy} \\ Z_{yz} & Z_{yy} \end{pmatrix} = \begin{pmatrix} \frac{\partial p}{\partial x} & \frac{\partial p}{\partial y} \\ \frac{\partial q}{\partial x} & \frac{\partial q}{\partial y} \end{pmatrix}, \quad (86)$$

which solves

$$-\dot{Z} = ZBZ + ZA + A^T T + C. \quad (87)$$

The elements of the matrices A , B , and C are second derivatives of H :

$$A = \begin{pmatrix} H_{px} & H_{py} \\ H_{qx} & H_{qy} \end{pmatrix}, \quad (88)$$

$$B = \begin{pmatrix} H_{pp} & H_{pq} \\ H_{qp} & H_{qq} \end{pmatrix}, \quad (89)$$

and

$$C = \begin{pmatrix} H_{xx} & H_{xy} \\ H_{yx} & H_{yy} \end{pmatrix}. \quad (90)$$

These matrices are functions of t through their dependence on the solutions x , y , p and q of the Hamilton equations of motion. For the discrete-protein-number model, they are, explicitly,

$$A = \begin{pmatrix} -\gamma e^{-p} & cg'(cy)e^p \\ e^{q/c} & -e^{-q/c} \end{pmatrix}, \quad (91)$$

$$B = \begin{pmatrix} g(cy)e^p + \gamma x e^{-p} & 0 \\ 0 & (x e^{q/c} + y e^{-q/c})/c \end{pmatrix}, \quad (92)$$

and

$$C = \begin{pmatrix} 0 & 0 \\ 0 & c^2 g''(cy)(e^p - 1) \end{pmatrix}. \quad (93)$$

For the continuous-protein model, they are different only in that $A_{21} = A_{22} = 1$ and $B_{22} = 0$. (Here, and in the calculation described below, we have rescaled the protein concentration y by a factor $1/c$, so that $y = x$ at the fixed points, and, correspondingly, rescaled q by a factor c .)

We have solved (87) numerically for Z for both discrete and continuous-protein cases, using the same relaxation method employed above in finding the optimal path $x(t), y(t), p(t), q(t)$. (As in previous calculations, we use a burst size $b = 15$.) Putting the elements $Z_{xx}(t)$ and $Z_{zz}(t)$ into (85) and integrating, we evaluate K_1/K_0 and thus the prefactor η from (83). The results are shown in Fig. 9. Evidently, the K 's for the two models differ slightly when γ is not too large, but the prefactors are nearly the same for all γ . Furthermore, the product $\sqrt{\det(Z_0)/|\det(Z_1)|} \cdot K_1/K_0$ is almost independent of γ ; the γ -dependence of η is accounted for entirely (within our numerical accuracy) by that of the rate equation eigenvalue λ_+ . We are tempted to conjecture that this is exact (within the assumptions of the present approach), but we have not been able to prove it.

We have simulated the discrete-protein-number model using the Gillespie algorithm, estimating the mean first passage time to reach the protein concentration y_1 by averaging over 10,000 trials, for $b = 15$ and $\gamma = 8, 16$ and 32 . We define an empirical prefactor by multiplying the transition rate measured in simulations by

$\exp(S_0)$, where S_0 is the barrier calculated in the preceding subsection. The empirical prefactors are marked with crosses in the right panel of Fig. 9. They show clearly that the naive theoretical calculation is wrong, as Maier and Stein would have anticipated. For $\gamma = 8$ and 16 , the theoretical prefactors are about 20% higher than those found in the simulations; for $\gamma = 32$ it is about 15% higher. We expect that as $\gamma \rightarrow \infty$ both the theoretical and the empirical values should approach the bursting-limit prefactor, so the discrepancy should disappear.

V. SUMMARY AND DISCUSSION

We have presented a nearly-complete analysis of rare fluctuation-induced transitions between phenotypes in a minimal model of an autoregulatory genetic circuit. At the most basic level of understanding – that of the activation barrier or “action”, much can be done analytically, using the bursting limit as a starting point in the path-integral formalism. In that limit, the action for the continuous-protein-number model can be evaluated quite simply (Eqns. (48) and (49)). For the full problem, we find (from numerical calculations) that the protein part of the action depends only weakly on the degradation rate ratio γ , so it can be approximated quite well by its bursting-limit value. Furthermore, the mRNA part, which we find numerically to be quite accurately proportional to $1/\gamma$, can be calculated analytically. Thus, to quite a good approximation, we can calculate everything about the action analytically for this model. And it is only a little harder for the discrete-protein-number model – the only thing that we cannot calculate analytically is the (protein) action in the bursting limit. However, it is simple to calculate it by expanding to a few orders in $1/b$, which should suffice for most interesting values of b .

In principle, the calculation of prefactors ought to be doable by expanding the exponent in the path integral to second order in the fluctuations and performing the resulting Gaussian functional integral. We have not been able to do the calculation that way and so have resorted in-

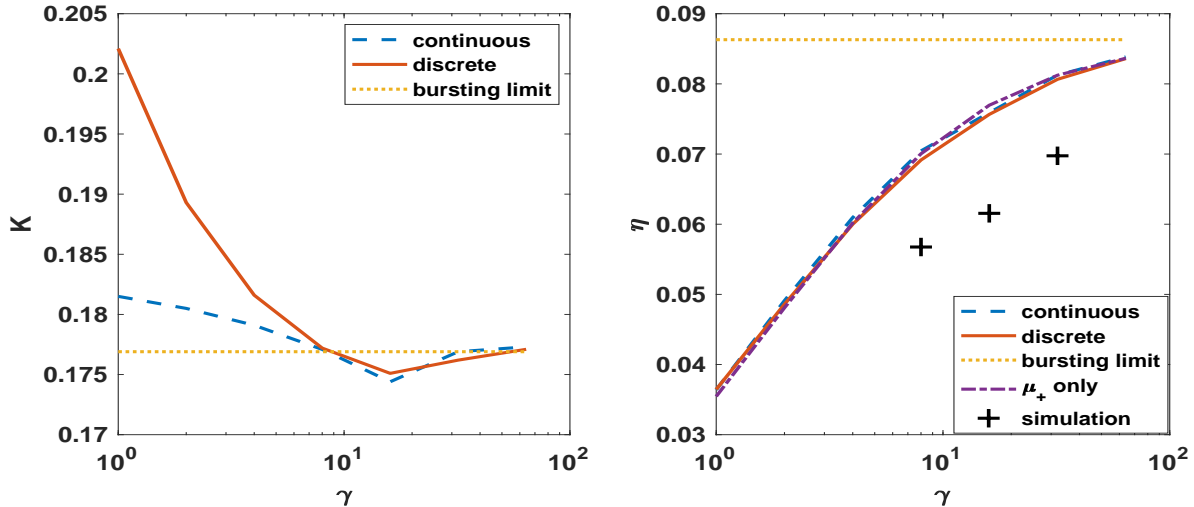


Figure 9. Left panel: The factor K_1/K_0 appearing in the prefactor formula (83) as a function of γ for continuous (dashed blue line) and discrete (solid red line) protein-number models with burst size $b = 15$. The bursting-limit value 0.1769 for this b is also indicated. Right panel: The prefactor η as a function of γ , calculated from Eqn. (83) for continuous- and discrete-protein-number models ($b = 15$). The purple dot-dashed line shows the result of assuming that η depends on γ only through the factor λ_+ , i.e., that $\sqrt{\det(Z_0)/|\det(Z_1)|} \cdot K_1/K_0$ is constant (and equal to its value at $\gamma = \infty$, which can be obtained by requiring consistency with the known value of η in the bursting-limit model). The crosses show the prefactor values inferred from simulations for $\gamma = 8, 16$ and 32 .

stead to solving Chapman-Kolmogorov (for the continuous-protein case) or solving Master equations using a WKB *Ansatz* (for discrete protein number). Nevertheless, these approaches have yielded exact analytic expressions for the prefactors in the bursting limit (and the result does not depend on whether the protein number is continuous or discrete).

For the full problem (finite γ), guided by the work of Maier and Stein [6] and others [13, 16], we performed a numerical WKB calculation of the prefactor. The results are nearly, though not exactly, the same for discrete and continuous protein number (at least for the admitted somewhat large value of the parameter b that we have used). However, although they are of the right order of magnitude and their dependence on γ seems qualitatively correct, their values are not in quantitative agreement with the simulation results – they are 15-20% too large. Such a result could be anticipated from the work of Maier

and Stein [17], but, to our knowledge, our result is the first measurement of the size of the error due to the faulty implicit assumptions of the naive theory. Because the Maier-Stein result is generic, we think it would be important both to carry out a correct calculation and to study how the error due to the naive theory varies across a variety of systems.

We have studied a very simple model here in order to make the mathematics as transparent as possible. Real gene regulation networks, such as the one involved in the *lac* operon in bacteria are more complicated (see, for example, Sect. 6.4 of [1]), but the same basic principles apply, and we expect that our theory and computational strategy can be extended to them and to other systems, making quantitative analysis of rare biological events practically feasible.

Appendix A: Prefactors

1. Fokker-Planck equation with x -dependent diffusion

We follow here the approach of Dhar [18]. Consider the Fokker-Planck equation

$$\begin{aligned}\partial_t P(x, t) &= -\partial_x[v(x)P(x)] + \frac{1}{2}\partial_x^2[D(x)P(x)] \\ &= -\partial_x J(x),\end{aligned}\quad (\text{A1})$$

obtained from the Ito interpretation of the stochastic differential equation

$$dx = v(x)dt + \sqrt{D(x)}dW. \quad (\text{A2})$$

We consider the case where the system is bistable, with a metastable state at x_0 , an unstable state at $x_1 > x_0$ and a much more probable locally stable state at $x_2 > x_1$. We will calculate the rate of escape from the neighbourhood of x_0 over the barrier around x_1 , assuming a negligible rate for the backward transition from x_2 to x_0 . In such a case, there is a small current J_0 , independent of x , and

$$J_0 = v(x)P(x) - \frac{1}{2}\partial_x(D(x)P(x)). \quad (\text{A3})$$

Consider the quantity $\partial_x(e^{W(x)}q(x))$, with $q(x) = D(x)P(x)$. Then $\partial_x(e^{W(x)}q(x)) = -2J_0e^{W(x)}$. Integrating this equation, we get

$$\begin{aligned}\int_{x_0}^{x_2} \partial_x(e^{W(x)}q(x))dx &= \\ &= q(x_2)e^{W(x_2)} - q(x_0)e^{W(x_0)} \\ &= -2J_0 \int_{x_0}^{x_2} e^{W(x)}dx.\end{aligned}\quad (\text{A4})$$

We are in a state where almost all of the probability is in the metastable region around x_0 , so the first term on the left-hand-side is negligible, so we have

$$q(x_0)e^{W(x_0)} = 2J_0 \int_{x_0}^{x_2} e^{W(x)}dx. \quad (\text{A5})$$

Furthermore, $J_0 = p_0\Gamma$, where p_0 is the probability to be in the metastable region and Γ is the escape rate. Thus, the escape rate is

$$\Gamma = \frac{q(x_0)e^{W(x_0)}}{2p_0 \int_{x_0}^{x_2} e^{W(x)}dx}. \quad (\text{A6})$$

Using Laplace's approximation on the integral in the denominator of equation (A6), we have

$$\Gamma = \frac{q(x_0)e^{W(x_0)}}{2p_0e^{W(x_1)}\sqrt{2\pi/|W''(x_1)|}}, \quad (\text{A7})$$

and evaluating $p_0 \approx (q(x_0)/D(x_0))\sqrt{2\pi/W''(x_1)}$ we finally get

$$\begin{aligned}\Gamma &= \\ &= \frac{1}{2\pi} \sqrt{\frac{D(x_0)}{D(x_1)}} \sqrt{|v'(x_0)|v'(x_1)} e^{W(x_0)-W(x_1)}.\end{aligned}\quad (\text{A8})$$

We remark that if we had been using the Stratonovich convention for interpreting the underlying stochastic differential equation instead of the Ito one, the Fokker-Planck equation would have the form

$$\begin{aligned}\partial_t P(x, t) &= -\partial_x[v(x)P(x)] \\ &+ \frac{1}{2}\partial_x[\sqrt{D(x)}\partial_x(\sqrt{D(x)}P(x))]\end{aligned}\quad (\text{A9})$$

instead of (A1). Carrying through the analogous calculations for this case, one finds that the prefactor is that same as if the noise were additive: the factor $\sqrt{D(x_0)/D(x_1)}$ in (A8) is missing.

2. WKB and matching asymptotics for discrete protein number

In this subsection we calculate the prefactor η in the escape rate (31) for the discrete-protein-number bursting limit model. This case requires different methods from those in the preceding section, as our stochastic variable is no longer continuous. The method we are using was developed in [19] and later used in [13].

From equation (42) with the probability of jumps given by (58) we can derive the master equation

$$\frac{\partial P(n, t)}{\partial t} = \sum_{k=-\infty}^{\infty} \{\omega_{n-k, k}P(k, t) - \omega_{k-n, n}P(n, t)\} \quad (\text{A10})$$

,where

$$\omega_{k,n} = \begin{cases} 0 & k \leq -2 \\ n & k = -1 \\ g(n)(1-r)r^k & k \geq 1 \end{cases} \quad (\text{A11})$$

are the transition rates.

We know, because of the shape of $g(n)$, that

the solution to this master equation will converge to a double-well shape stationary solution, with sharp maxima around the states that solve the equation $bg(n) = n$.

Actually, we know that y_0, y_1 , and y_2 solve $bg(y) = y$ and that, for the cases we study, they are of order 10^2 to 10^3 . Therefore, we introduce a large parameter N of that order and a reduced concentration variable $x = n/N$ of $O(1)$. Rewriting our equation (A10) in the new variable $x = n/N$, we have

$$\frac{\partial \Pi}{\partial t}(x, t) = \sum_{j=-\infty}^{\infty} N \left\{ \Omega_{-j} \left(x + \frac{j}{N} \right) \Pi \left(x + \frac{j}{N} \right) - \Omega_j(x) \Pi(x) \right\}, \quad (\text{A12})$$

with $\Pi(x, t) = P(xN, t)$ and

$$\Omega_k(x) = \begin{cases} 0 & k \leq -2 \\ x & k = -1 \\ N^{-1}g(xN)(1-r)r^k & k \geq 1. \end{cases} \quad (\text{A13})$$

We use a well known technique called asymptotic matching that works in the following way:

- First, we approximate the quasi stationary distribution near the unstable fixed point x_1 by solving the Fokker-Planck equation in this region, assuming a constant flux $J > 0$.
- Second, we use the WKB method between x_0 and x_1 in the region where the Fokker-Planck approximation is not valid.
- We then match these two solutions in the region where both are valid, enabling us to obtain a formula for the rate of escape.

The smallest eigenvalue of the master equation is zero, and the next-smallest is exponentially small with respect to N . This second eigenvalue is the sum of the rates of the rare transitions from x_0 to x_2 and back. Under our present assumptions, the backward rate is exponentially weaker than the forward one, so this sum of rates will be basically the rate of escape from x_0 .

We define the quasi-stationary probability distribution $\Pi(x)$ as the eigenfunction that corresponds to the second eigenvalue r_- , i.e. the rate of escape. The function $\Pi(x)e^{-r_-t}$ solves the Fokker-Planck approximation of (A10) around x_1 . We assume that the constant flux J through x_1 is re-injected into the metastable well around x_0 , so $\Pi(x)$ remains stationary. We then expand

$$0 = \sum_{j=-\infty}^{\infty} N \left\{ \Omega_{-j} \left(x + \frac{j}{N} \right) \Pi \left(x + \frac{j}{N} \right) - \Omega_j(x) \Pi(x) \right\} \quad (\text{A14})$$

$$= \sum_{j=-\infty}^{\infty} N \left\{ \Omega_j \left(x - \frac{j}{N} \right) \Pi \left(x - \frac{j}{N} \right) - \Omega_j(x) \Pi(x) \right\}, \quad (\text{A15})$$

to second order in $1/N$:

$$0 = \sum_{k=-\infty}^{+\infty} N \left\{ \left(\Omega_j(x) - \frac{j}{N} \Omega'_j(x) + \frac{j^2}{2N^2} \Omega''_j(x) \right) \left(\Pi(x) - \frac{j}{N} \Pi'(x) + \frac{j^2}{2N^2} \Pi''(x) \right) - \Pi(x) \Omega_j(x) \right\}. \quad (\text{A16})$$

We collect the terms proportional to powers of $1/N$:

$$0 = - \sum_{k=-\infty}^{\infty} j \left\{ \Omega'_j(x) \Pi(x) + \Omega_j(x) \Pi'(x) \right\} + \frac{1}{2N} \sum_{k=-\infty}^{\infty} j^2 \left\{ \Omega''_j(x) \Pi(x) + 2\Omega'_j(x) \Pi'(x) + \Omega_j(x) \Pi''(x) \right\}. \quad (\text{A17})$$

This has the form of a stationary Fokker-Planck equation

$$0 = \frac{\partial}{\partial x} \{A(x) \Pi(x)\} - \frac{1}{2N} \frac{\partial^2}{\partial x^2} \{B(x) \Pi(x)\} \quad (\text{A18})$$

with

$$A(x) = \sum_{j=-\infty}^{\infty} j \Omega_j = bN^{-1}g(Nx) - x \quad (\text{A19})$$

$$B(x) = \sum_{j=-\infty}^{\infty} j^2 \Omega_j = (1+2b)bN^{-1}g(Nx) + x. \quad (\text{A20})$$

The flux is

$$J = A(x) \Pi(x) - \frac{1}{2N} \frac{\partial}{\partial x} (B(x) \Pi(x)). \quad (\text{A21})$$

This can be solved for Π :

$$\begin{aligned} \Pi(x) &= \frac{2JN}{B(y)} e^{2N \int_{x_1}^x \frac{A(z)}{B(z)} dz} \int_x^{\infty} e^{-2N \int_{x_1}^z \frac{A(\theta)}{B(\theta)} d\theta} dz \\ &\simeq \frac{JN}{x_1(1+b)} e^{\frac{(x-x_1)^2}{2\sigma^2}} \int_x^{\infty} e^{-\frac{(z-x_1)^2}{2\sigma^2}} dz, \end{aligned} \quad (\text{A22})$$

with

$$\sigma^2 = \frac{x_1(1+b)}{N(bg'(Nx_1) - 1)}. \quad (\text{A23})$$

We can simplify Π in the regime $x \ll x_1 - \sigma$

$$\Pi(x) = \frac{JN\sigma\sqrt{2\pi}}{x_1(1+b)} e^{\frac{(x-x_1)^2}{2\sigma^2}}. \quad (\text{A24})$$

Now we use the WKB method to obtain a solution valid in the range $x_0 < x < x_1 - \sigma$ that we will match with (A24) in the region $x \ll x_1 - \sigma$, which will enable us to obtain J . The WKB *ansatz* is $\Pi = K(x)e^{-N\mathcal{W}(x)}$. With it we can expand:

$$\Pi\left(x \pm \frac{j}{N}\right) \simeq K\left(x \pm \frac{j}{N}\right) e^{-N\mathcal{W}(x \pm \frac{j}{N})} \simeq \left\{ K(x) \pm \frac{j}{N} K'(x) \right\} e^{-N\left[\mathcal{W}(x) \pm \frac{j}{N} \mathcal{W}'(x) + \frac{j^2}{2N^2} \mathcal{W}''(x)\right]}. \quad (\text{A25})$$

Now, expanding $e^{-N^{-1}\mathcal{W}''}$ in N^{-1} , we obtain, consistently to order $1/N$,

$$\Pi\left(x \pm \frac{j}{N}\right) \simeq \left\{ K(x) \pm \frac{j}{N} K'(x) \right\} e^{-N\mathcal{W}(x) \mp j\mathcal{W}'(x)} \left\{ 1 - \frac{j^2}{2N} \mathcal{W}''(x) \right\}. \quad (\text{A26})$$

Also expanding Ω and using equation (A14) we obtain

$$0 = \sum_{k=-\infty}^{\infty} \left\{ \left(\Omega_j - \frac{j}{N} \Omega'_j \right) \left(K - \frac{j}{N} K' \right) \left(1 - \frac{j^2}{2N} \mathcal{W}'' \right) e^{-N\mathcal{W} + j\mathcal{W}'} - \Omega_j K e^{-N\mathcal{W}} \right\}. \quad (\text{A27})$$

From the terms of $O(1)$ we have

$$0 = \sum_{j=-\infty}^{\infty} \Omega_j(x) \left(e^{j\mathcal{W}'(x)} - 1 \right), \quad (\text{A28})$$

which can be interpreted as a stationary Hamilton-Jacobi equation for the Hamiltonian

$$H(x, q) = \sum_{j=-\infty}^{\infty} \Omega_j(x) (e^{jq} - 1) = (e^q - 1) \left(\frac{bN^{-1}g(Nx)}{1 - b(e^q - 1)} - xe^{-q} \right), \quad (\text{A29})$$

which coincides with (54). The $O(N^{-1})$ terms yield

$$0 = \frac{K'(x)}{K(x)} \sum_{j=-\infty}^{\infty} \left\{ j\Omega_j e^{j\mathcal{W}'} \right\} + \sum_{j=-\infty}^{\infty} \left\{ j\Omega'_j e^{j\mathcal{W}'} \right\} + \sum_{j=-\infty}^{\infty} \frac{j^2}{2} \left\{ \Omega_j \mathcal{W}'' e^{j\mathcal{W}'} \right\}. \quad (\text{A30})$$

This differential equation for K can be written in terms of derivatives of the Hamiltonian as

$$\frac{K'(x)}{K(x)} H_q(x, q(x)) = -\frac{1}{2} q'(x) H_{qq}(x, q(x)) - H_{qx}(x, q(x)) \quad (\text{A31})$$

with $q(x) = \mathcal{W}'(x)$, which solves $H(x, q(x)) = 0$. Thus, our WKB solution has the form

$$\Pi(y) = K(x) e^{-N\mathcal{W}(x)}, \quad (\text{A32})$$

where the action \mathcal{W} is defined as $\mathcal{W} = \int_{x_0}^{x_1} q(x) dx$ and $K(x)$ solves (A31).

To obtain K we just have to use the fact that $H(x, q(x)) = 0$ and take derivatives:

$$H_q q' + H_x = 0 \quad (\text{A33})$$

and

$$H_{qq}(q')^2 + 2H_{qq}q' + H_q q'' + H_{xx} = 0, \quad (\text{A34})$$

from which

$$\begin{aligned} & -q'(x) H_{qq}(x, q(x)) - 2H_{qx}(x, q(x)) \\ & = H_q \left(-\frac{H_{xx}}{H_x} + \frac{q''}{q'} \right). \end{aligned} \quad (\text{A35})$$

Thus, the equation for the prefactor can be rewritten

$$2 \frac{K'(x)}{K(x)} = \left(-\frac{H_{xx}}{H_x} + \frac{q''}{q'} \right). \quad (\text{A36})$$

The solution of this equation is

$$K(x) = \frac{C}{\sqrt{x(N^2x + g(Nx))}}. \quad (\text{A37})$$

We also know that the flux is the escape rate times the population in the metastable well:

$$J = \Gamma \int_{-\infty}^{x_1} \Pi(x) dx. \quad (\text{A38})$$

Using equation (A38) and the WKB solution, we can employ the Laplace method to obtain

$$\Gamma = \frac{J}{K(x_0)} \sqrt{\frac{N\mathcal{W}''(x_0)}{2\pi}} e^{N\mathcal{W}(x_0)}. \quad (\text{A39})$$

Approximating $K(x) \exp[-N\mathcal{W}(x)]$ by a second order Taylor expansion around x_1 and matching with (A24), we obtain

$$\sigma^2 = \frac{1}{N |\mathcal{W}''(x_1)|} \quad (\text{A40})$$

$$J = \frac{K(x_1) x_1 (1+b) e^{-N\mathcal{W}(x_1)}}{\sigma \sqrt{2\pi}}. \quad (\text{A41})$$

Substituting this flux in equation (A39) yields the rate

$$\Gamma = \frac{K(x_1)}{2\pi K(x_0)} x_1(1+b) \sqrt{|\mathcal{W}'''(x_0)\mathcal{W}'''(x_1)|} e^{-N(\mathcal{W}(x_1)-\mathcal{W}(x_0))}. \quad (\text{A42})$$

From (A37), it can be seen that $K(x_1)/K(x_0) = x_0/x_1 = y_0/y_1$. Also, because $\mathcal{W}'' = q'$,

$$\mathcal{W}''(x_{0,1}) = \frac{1}{1+b} \frac{1 - bg'(Nx_{0,1})}{x_{0,1}}, \quad (\text{A43})$$

so we can rewrite (A42) as

$$\Gamma = \frac{1}{2\pi} \sqrt{\frac{y_0}{y_1}} \sqrt{(1 - bg'(y_0)) |1 - bg'(y_1)|} e^{-N\Delta\mathcal{W}}, \quad (\text{A44})$$

in agreement with (76) with $N\mathcal{W} = S$.

Appendix B: Expansion of the mRNA action in $1/\gamma$

Here we expand the mRNA action S^m around the bursting limit for both continuous and dis-

1. continuous protein number

We would like to evaluate the mRNA action

$$S^m = \int_{x_0}^{x_1} p dx, \quad (\text{B1})$$

where $x_{0,1} = y_{0,1}/c$ and $x(t)$ and $p(t)$ are respectively the optimal path and conjugate momentum variable for the model with continuous number of proteins, with Hamiltonian given by equation (25). Then we can use our results from equations (34), (35) and (46) to express p and x as functions of q and y , namely

$$p = \ln \frac{y}{bg(y)} \quad \text{and} \quad x = \frac{1}{b\gamma} \frac{y^2}{bg(y)}. \quad (\text{B2})$$

Substituting (B2) into (B1) leads to

$$S^m = \int_{y_0}^{y_1} p(y) \frac{dx(y)}{dy} dy = \frac{1}{b\gamma} \int_{y_0}^{y_1} \ln \left(\frac{y}{bg(y)} \right) \frac{\partial}{\partial y} \left(\frac{y^2}{bg(y)} \right) dy, \quad (\text{B3})$$

and integrating by parts we get

$$S^m = \left[\frac{1}{b\gamma} \ln \left(\frac{y}{bg(y)} \right) \frac{y^2}{bg(y)} \right]_{y_0}^{y_1} - \frac{1}{b\gamma} \int_{y_0}^{y_1} y \frac{\partial}{\partial y} \left(\frac{y}{bg(y)} \right) dy = -\frac{1}{b\gamma} \int_{y_0}^{y_1} y \frac{\partial}{\partial y} \left(\frac{y}{bg(y)} \right) dy. \quad (\text{B4})$$

The boundary term in the equation above vanishes because $y = bg(y)$ at the fixed points. Integrating by parts again yields

$$S^m = \left[-\frac{1}{b\gamma} \frac{y^2}{bg(y)} \right]_{y_0}^{y_1} + \frac{1}{b\gamma} \int_{y_0}^{y_1} \left(\frac{y}{bg(y)} \right) dy = -\frac{1}{b\gamma} (y_1 - y_0) + \frac{1}{b\gamma} \int_{y_0}^{y_1} \left(\frac{y}{bg(y)} \right) dy \quad (\text{B5})$$

The production rate $g(y)$ is a Hill function given by equation (3). If we put it into the above equation we get

$$S^m = -\frac{1}{b\gamma} (y_1 - y_0) + \frac{1}{2b\gamma\alpha} (y_1^2 - y_0^2) - \frac{1}{b\gamma} \left(\frac{\beta}{\alpha^2} \right) \int_{y_0}^{y_1} \frac{y^{h+1}}{K^h + (1 + \beta/\alpha)y^h} dy, \quad (\text{B6})$$

where $\alpha = ab$ and $\beta = bg_0$. For $h = 4$ we can evaluate analytically the integral in equation (B6) analytically, which leads to

$$S^m = -\frac{1}{b\gamma} \left\{ (y_1 - y_0) - \frac{1}{b} \left[\frac{1}{2(a + g_0)} (y_1^2 - y_0^2) \right. \right. \quad (\text{B7})$$

$$\left. + \frac{K^2 g_0}{2\sqrt{a}(a + g_0)^{3/2}} \left(\tan^{-1} \left(\frac{y_1^2}{K^2} \sqrt{1 + \frac{g_0}{a}} \right) - \tan^{-1} \left(\frac{y_0^2}{K^2} \sqrt{1 + \frac{g_0}{a}} \right) \right) \right] \right\} \quad (\text{B8})$$

2. discrete protein number

and

For the model with discrete protein number, with Hamiltonian given by equation (19), we start from equations (50), (52) and (61):

$$x(y) = \frac{1}{\gamma(1+b)^2} \frac{(y + g(y))^2}{g(y)}. \quad (\text{B10})$$

$$p(y) = \ln \left(\frac{y + g(y)}{(1+b)g(y)} \right) \quad (\text{B9})$$

Substituting (B9) and (B10) into (B1) and integrating by parts we get

$$\begin{aligned} S^m &= -\frac{1}{\gamma(1+b)^2} \int_{y_0}^{y_1} dy \frac{(y + g(y))^2}{g(y)} \cdot \frac{(1+b)g(y)}{y + g(y)} \cdot \frac{d}{dy} \left(\frac{y + g(y)}{(1+b)g(y)} \right) \\ &= -\frac{1}{\gamma(1+b)^2} \int_{y_0}^{y_1} dy (y + g(y)) \frac{d}{dy} \left(\frac{y + g(y)}{g(y)} \right). \end{aligned} \quad (\text{B11})$$

Now, writing $bg(y) = \beta(y)$ (remember β is independent of b), we have

$$S^m = -\frac{b}{\gamma(1+b)^2} \int_{y_0}^{y_1} dy \left(y + \frac{1}{b} \beta(y) \right) \frac{d}{dy} \left(\frac{y}{\beta(y)} \right). \quad (\text{B12})$$

Integrating by parts again yields the result

$$\begin{aligned} S^m &= -\frac{1}{\gamma(1+b)^2} \left[(1+b)(y_1 - y_0) - b \int_{y_0}^{y_1} dy \frac{y}{\beta(y)} - \int_{y_0}^{y_1} dy y \frac{\beta'(y)}{\beta(y)} \right] \\ &= \frac{1}{\gamma(1+b)^2} [(1+b)(y_0 - y_1) + bI_1 + I_2], \\ &= \frac{1}{\gamma} \left[\frac{y_0 - y_1 + I_1}{b+1} + \frac{I_2 - I_1}{(b+1)^2} \right], \end{aligned} \quad (\text{B13})$$

with

$$I_1 = \int_{y_0}^{y_1} dy \frac{y}{\beta(y)} \quad (\text{B14})$$

and

$$\begin{aligned} I_2 &= \int_{y_0}^{y_1} dy y \frac{\beta'(y)}{\beta(y)} = \int_{y_0}^{y_1} dy y \frac{d}{dy} \ln \beta(y) = y_1 \ln \beta(y_1) - y_0 \ln \beta(y_0) - \int_{y_0}^{y_1} dy \ln \beta(y) = \\ &= y_1 \ln y_1 - y_0 \ln y_0 - \int_{y_0}^{y_1} dy \ln \beta(y) \end{aligned} \quad (\text{B15})$$

I_1 and I_2 are independent of b ; thus, the dependence of S^m on γ and b is quite simple.

The integrals in I_1 and I_2 can be done analytically if we take $g(y)$ to be the Hill function (3) with $h = 4$. Explicitly, we have, for I_1 ,

$$I_1 = \int_{y_0}^{y_1} dy \frac{y}{ab + \frac{bg_0 y^4}{y^4 + K^4}} = \int_{y_0}^{y_1} \left(\frac{y^4 + K^4}{(a + g_0)by^4 + abK^4} \right) y dy, \quad (\text{B16})$$

and by making the change of variable $u = y^2$ we get

$$\begin{aligned} I_1 &= \frac{1}{2} \int_{y_0^2}^{y_1^2} du \left(\frac{u^2 + K^4}{(a + g_0)bu^2 + abK^4} \right) = \frac{1}{2ab} \int_{y_0^2}^{y_1^2} du \left(1 - \frac{bg_0 u^2}{(a + g_0)bu^2 + abK^4} \right) \\ &= \frac{y_1^2 - y_0^2}{2ab} - \frac{g_0}{2ab(a + g_0)} \int_{y_0^2}^{y_1^2} du \frac{u^2}{(u^2 + (a/(a + g_0))K^4)} \\ &= \frac{y_1^2 - y_0^2}{2ab} - \frac{g_0}{2ab(a + g_0)} \int_{y_0^2}^{y_1^2} du \left[1 - \left(\frac{aK^4}{a + g_0} \right) \frac{1}{u^2 + (a/(a + g_0))K^4} \right] \\ &= \frac{y_1^2 - y_0^2}{2(a + g_0)b} + \frac{g_0 K^4}{2(a + g_0)^2 b} \int_{y_0^2}^{y_1^2} \frac{du}{u^2 + (a/(a + g_0))K^4} \\ &= \frac{y_1^2 - y_0^2}{2(a + g_0)b} + \frac{g_0 K^2}{2a^{1/2}(a + g_0)^{3/2}b} \left[\tan^{-1} \left(\frac{y_1^2}{K^2} \sqrt{\frac{a + g_0}{a}} \right) - \tan^{-1} \left(\frac{y_0^2}{K^2} \sqrt{\frac{a + g_0}{a}} \right) \right]. \end{aligned} \quad (\text{B17})$$

For I_2 , the integral in the third term of (B15) is

$$\begin{aligned} \int_{y_0}^{y_1} dy \ln \beta(y) &= \int_{y_0}^{y_1} dy \ln \left(ab + \frac{bg_0 y^4}{y^4 + K^4} \right) = \int_{y_0}^{y_1} dy \ln \left(\frac{(a + g_0)by^4 + abK^4}{y^4 + K^4} \right) \\ &= (y_1 - y_0) \ln[(a + g_0)b] + \int_{y_0}^{y_1} dy \ln \left(\frac{y^4 + (a/(a + g_0))K^4}{y^4 + K^4} \right). \end{aligned} \quad (\text{B18})$$

In this expression we have the difference of two integrals of the form $\int_{y_0}^{y_1} dy \ln(y^4 + c)$ with $c = aK^4/(a + g_0)$ in the first integral, and $c = K^4$ in the second one. The indefinite integral is

$$\begin{aligned} \int dy \ln(y^4 + c) &= y[\ln(c + y^4) - 4] + \sqrt{2}c^{1/4} \left[\tanh^{-1} \left(\frac{\sqrt{2}c^{1/4}y}{\sqrt{c} + y^2} \right) \right. \\ &\quad \left. - \tan^{-1} \left(1 - \frac{\sqrt{2}y}{c^{1/4}} \right) + \tan^{-1} \left(1 + \frac{\sqrt{2}y}{c^{1/4}} \right) \right] \end{aligned} \quad (\text{B19})$$

We denote this expression $F(y, c)$, so we can write

$$\begin{aligned} I_2 &= y_1 \ln y_1 - y_0 \ln y_0 - (y_1 - y_0) \ln[(a + g_0)b] - F(y_1, aK^4/(a + g_0)) \\ &\quad + F(y_0, aK^4/(a + g_0)) + F(y_1, K^4) - F(y_0, K^4). \end{aligned} \quad (\text{B20})$$

Thus, all terms in formula (B13) can be expressed in terms of elementary functions.

Appendix C: Relaxation method for numerical integration of Hamilton equations

The method is essentially a high-dimensional version of the Newton-Raphson method: If we want to find a solution u_0 of $f(u) = 0$ starting from a guess u_1 , one expands $f(u)$ around u_1

$$f(u) = f(u_1) + (u - u_1)f'(u_1), \quad (\text{C1})$$

leading to a new guess, $u_2 = u_1 - f(u_1)/f'(u_1)$ for the root. One then iterates this, taking

$$u_{n+1} = u_n - (f'(u_n))^{-1}f(u_n) \quad (\text{C2})$$

until convergence is achieved. In our case, the u 's are the values of $x_s(t_i)$, $p_s(t_i)$, $y_s(t_i)$, and $q_s(t_i)$ on a set of N closely-spaced points t_i . Boundary conditions specify 4 of these (for example, $x_s(t_1)$, $y_s(t_1)$, $x_s(t_N)$ and $y_s(t_N)$), so our u is a $N-4$ -dimensional vector. (Typically, we take $N = 100$.) Our counterpart of the function f that should be equal to zero is a time-discretized version of the Hamilton equations for each time step from t_i to t_{i+1} (also $N-4$ -dimensional). Finally, the counterpart of the derivative $f'(u)$ is a $N-4 \times N-4$ matrix: the partial derivatives of the $N-4$ discretized Hamilton equations with respect to the $N-4$ free values of $x_s(t_i)$, $p_s(t_i)$, $y_s(t_i)$, and $q_s(t_i)$. The multiplication $(f'(u_n))^{-1}f(u_n)$ is then a matrix-times-vector operation.

A small detail: we have found it helpful to fix the initial and final boundary values of $p_s(t)$ and $q_s(t)$ as well as those of $x_s(t)$ and $y_s(t)$. Then the derivative matrix is no longer square: there are more conditions ($N-4$) than variables ($N-8$): The problem is overdetermined, and all we can do is to choose the solution that minimizes an error measure. Fortunately, the Matlab operation \backslash , does this automatically: If \vec{x} is an n -component vector and B is an $m \times n$ matrix with $m > n$, then $y = B \backslash x$ returns the n -component vector \vec{y} that minimizes the quadratic error $(\vec{y} - B\vec{x})^2$.

The functions $x_s(t)$, $p_s(t)$, $y_s(t)$, and $q_s(t)$ that we seek approach their fixed-point values $x_{0,1}$, 0 , $y_{0,1}$, 0 exponentially in the limits $t \rightarrow \infty$.

We can find the exponents characterizing this approach and the relative magnitudes of the four variables by linearizing the Hamilton equations near the fixed points. Consistency requires that we take the initial deviation from $(x_0, 0, y_0, 0)$ proportional to the unstable eigenvector for which all components have the same sign and the final approach to $(x_1, 0, y_1, 0)$ proportional to the stable eigenvector where the signs of the p and q components are the same and opposite to those of the x and y components. Our strategy then begins with assuming these exponential forms for $t < 0$ and $t > T$, where the deviations from the fixed points at 0 and T small enough that we can trust these exponential approximations and T is initially a guess about how long it takes the dynamics of the system to get from the neighborhood of one fixed point to the other. We then use the relaxation method described above to find the values of $x_s(t_i)$, $p_s(t_i)$, $y_s(t_i)$, and $q_s(t_i)$ that solve the discretized Hamilton equations on the t_i between 0 and T , with the boundary values given by the assumed values there from the exponential tail approximation. In this way, one can hope to have a good approximation for the variables from $t = -\infty$ to $+\infty$.

Of course, the value of T is initially just guessed. Therefore, the procedure is repeated until the best T is found. There are several possible criteria for defining “best”; we have considered three of them. The first is simply the minimum square error obtained in the overdetermined relaxation process. Another indicator is the square errors in the derivatives of x_s , p_s , y_s and q_s at the boundaries 0 and T where the numerical relaxation solution is patched to the analytic exponential forms for $t < 0$ and $t > T$. The third criterion is based on the fact that if we had an exact calculation, $H(t)$ would vanish at all t , and so would $\int H(t)dt$. In our approximate calculation, $H(t)$ is small but nonzero and so is its time integral. We therefore seek for the value of T for which $\int H(t)dt = 0$, i.e., the errors are unbiased. Remarkably, in our computations these three criteria lead to nearly the same choices of optimal T , and the differences in the estimated values of S_0 are very small.

-
- [1] P. C. Bressloff, *Stochastic Processes in Cell Biology* (Springer, 2014).
 - [2] C. W. Gardiner, *Stochastic Methods: a Handbook for the Natural and Social Sciences* (Springer, 2009).
 - [3] A. M. Walczak, A. Mugler and C. H. Wiggins, in *Computational Modeling of Signaling Networks*, edited by X. Liu and M. D. Betterton (Springer, 2012) pp. 273–322.
 - [4] P. C. Bressloff, J Phys A **50**, 133001 (2017).
 - [5] V. Shahrezaei and P. S. Swain, Proc Nat Acad Sci (USA) **105**, 17256 (2008).
 - [6] R. S. Maier and D. L. Stein, Phys Rev E **48**, 931 (1993).
 - [7] H. Eyring, J Chem Phys **3**, 107 (1935).
 - [8] C. C. Chow and M. A. Buice, J Math Neuro **5**, 8 (2015).
 - [9] A. M. Assaf, E. Roberts and Z. Luthey-Schulten, Phys Rev Lett **106**, 248102 (2011).
 - [10] N. Friedman, L. Cai and X. S. Xie, Phys Rev Lett **97**, 168302 (2006).
 - [11] L. Cai, N. Friedman and X. S. Xie, Nature(London) **440**, 358 (2006).
 - [12] J. Yu, J. Xiao, Jie, X. Ren, K. Lao and X. S. Xie, Science **311**, 1600 (2006).
 - [13] P. C. Bressloff, Phys Rev E **82**, 051903 (2010).
 - [14] D. T. Gillespie, J Phys Chem **81**, 2340 (1977).
 - [15] W. H. Press, S. A. Teukolsky, W. T. Vetterling and B. P. Flannery, *Numerical Recipes: The Art of Scientific Computing (3rd edition)* (Cambridge University Press, 2007).
 - [16] D. M. Roma, R. A. O’Flanagan, A. E. Ruckenstein, A. M. Sengupta and R. Mukhopadhyay, Phys Rev E **71**, 011902 (2005).
 - [17] R. S. Maier and D. L. Stein, SIAM J Appl Math **57**, 752 (1997).
 - [18] <https://home.icts.res.in/~abhi/notes/kram.pdf>.
 - [19] C. Escudero and A. Kamenev, Phys Rev E **79**, 041149 (2009).