

On numerical study of attractors of ODEs

Alexandr Danilin
 Immanuel Kant Baltic Federal University
 and
 Iryna Ryzhkova-Gerasymova
 V.N. Karazin Kharkiv National University

November 16, 2021

1 Introduction

Numerical study of long-time behaviour of solutions of differential equations (ordinary or with partial derivatives) may appear a challenging problem. For example, let's consider the following quasi-hamiltonian 2D system of ODE (Chueshov [1])

$$\begin{cases} \dot{q} = \frac{\partial H}{\partial p} - \mu H \frac{\partial H}{\partial q}, \\ \dot{p} = -\frac{\partial H}{\partial q} - \mu H \frac{\partial H}{\partial p}, \end{cases} \quad (1)$$

with $H(p, q) = \frac{1}{2}p^2 + q^4 - q^2$ and $\mu > 0$. It generates a dynamical system and its dynamics is shown on the picture below. It is easy to see, that trajectories of the system cannot cross the separatrix $\Gamma = \{(q, p) : H(p, q) = 0\}$.

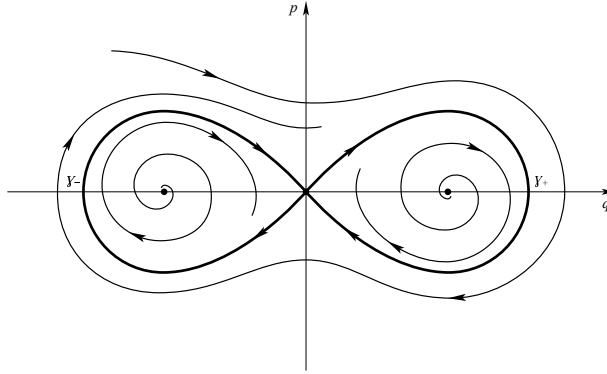


Figure 1:

However, if we simulate numerically an individual trajectory of the system, after some time it may cross the separatrix.

Thus, qualitative behaviour of the numerically simulated solution may be completely different from qualitative behaviour of the real trajectory. Therefore numerical simulations of individual trajectories may give us false idea of long-time behaviour of dynamical system.

In order to overcome this difficulty, the idea is to simulate a bundle of trajectories for a (relatively) short time, rather than individual trajectories for a long time. This idea was presented first by Denlitz etc., and was developed in family of so-called set-oriented methods for invariant objects. They include algorithms of building covering for stationary points, global attractors, unstable manifolds of stationary points, etc. We will not give details of these methods here. We give here some examples of covering global attractor of 2D and 3D dynamical systems. Unfortunately, this general method often gives rather rude results.

For example, we try to construct a cover of global attractor for the system

$$\begin{aligned} \dot{x} &= y, \\ \dot{y} &= \frac{3}{2}z + \frac{\Gamma - 1}{2}x - \frac{1}{2}x^3, \\ \dot{z} &= -y - \frac{11}{2}z - \frac{\Gamma - 1}{2}x + \frac{1}{2}x^3, \end{aligned} \tag{2}$$

with $\Gamma = 3$.

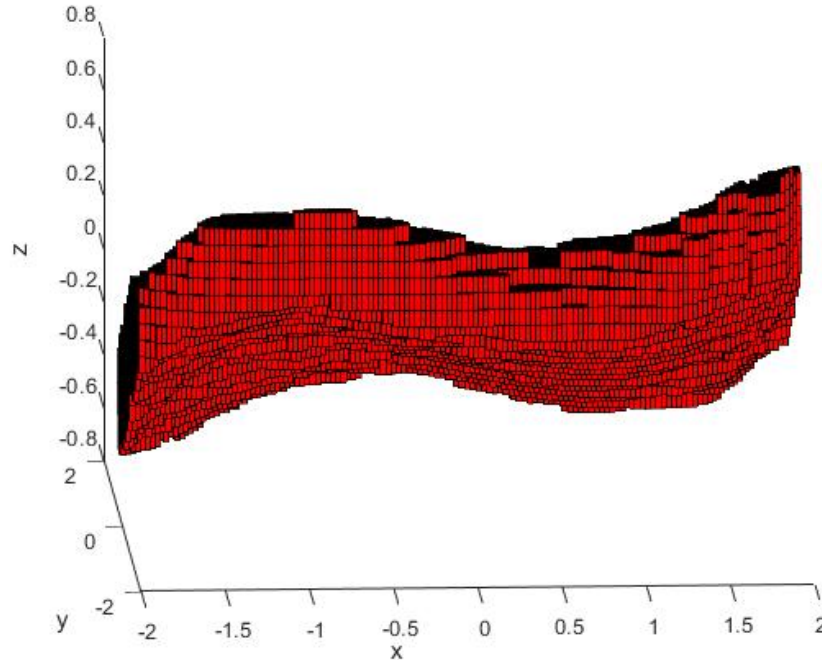


Figure 2:

In this case subdivision proses was performed 20 times. When we attempted to perform it 30 times, a calculation time and other resources requirements were beyond any acceptable limits.

If we have additional information on the dynamical system, sometimes we can use other more specific methods form this family to get better results. For example, system (2) is gradient and it's attractor consists of unstable manifolds, that emanate from stationary points of the system. We can use continuation method from GAIO family in this case an obtain much more accurate result in reasonable time.

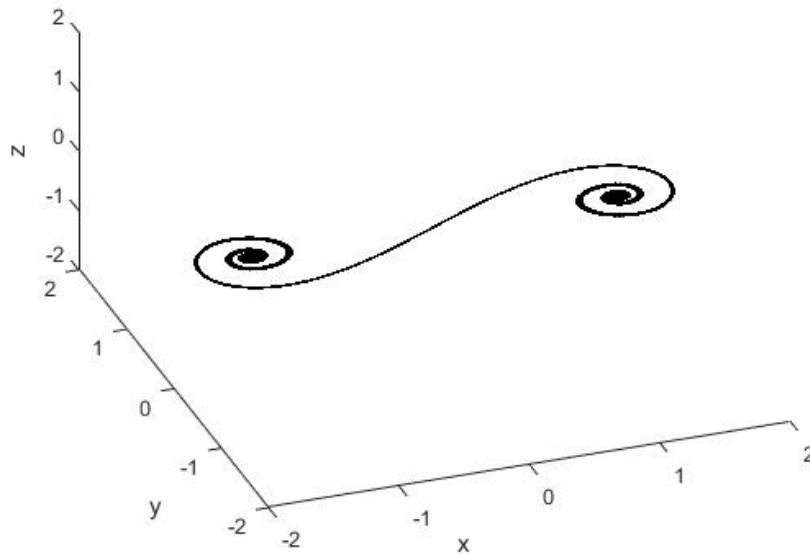


Figure 3:

In this work the authors give another general method of analysis of asymptotical behaviour of DS, which is based on simulation of bundle of trajectories too. The method is probabilistic in some sense and based on finding domains with high density of trajectories. It leads to approximation of so-called Milnor's attractor and demonstrates high performance. The method is heuristic by now, and we are working on rigorous mathematical justification of it.

The paper is organized as follows. In the

2 Definitions and notations

In this section we give basic definitions of the dynamical systems theory we will use later. More details can be found in [1, 2].

Definition 1 A family $\{S_t\}_{t \in \mathbb{T}_+}$ of continuous mappings of X into itself is said to be evolution operator (or evolution semigroup, or semiflow) if it satisfies the semigroup property:

$$S_0 = Id, \quad S_{t+\tau} = S_t \circ S_\tau \quad \text{for all } t, \tau \geq 0.$$

In the case when $\mathbb{T} = \mathbb{R}$ we assume in addition that the mapping $t \mapsto S_t x$ is continuous from \mathbb{R}_+ into X for every $x \in X$. The pair (X, S_t) is said to be a dynamical system with the phase (or state) space X and the evolution operator S_t .

If $\mathbb{T} = \mathbb{Z}$, then evolution operator (and dynamical system) is called discrete (or with discrete time). If $\mathbb{T} = \mathbb{R}$, then S_t (resp. (X, S_t)) is called an evolution operator (resp. dynamical system) with continuous time.

For any $D \subset X$ we denote by

$$\gamma_D^t \equiv \bigcup_{\tau \geq t} S_\tau D$$

the tail (from the moment t) of the trajectories emanating from D . It is clear that $\gamma_D^t = \gamma_{S_t D}^0 \equiv \gamma_{S_t D}^+$. If $D = \{v\}$ is a single point set, then $\gamma_v^+ \equiv \gamma_v^0$ is said to be a positive semitrajectory (or semiorbit) emanating from v . A curve $\gamma \equiv \{u(t) : t \in \mathbb{T}\}$ in X is said to be a full trajectory iff $S_t u(\tau) = u(t + \tau)$ for any $\tau \in \mathbb{T}$ and $t \geq 0$.

The set

$$\omega(D) \equiv \bigcap_{t > 0} \overline{\gamma_D^t} = \bigcap_{t > 0} \overline{\bigcup_{\tau \geq t} S_\tau D} \quad (3)$$

is called the ω -limit set of the trajectories emanating from D (the bar over a set means the closure).

Definition 2 (Global attractor) Let S_t be an evolution operator on a complete metric space X . A bounded closed set $\mathfrak{A} \subset X$ is said to be a global attractor for S_t if

(i) \mathfrak{A} is an invariant set; that is, $S_t \mathfrak{A} = \mathfrak{A}$ for $t \geq 0$.

(ii) \mathfrak{A} is uniformly attracting; that is, for all bounded set $D \subset X$

$$\lim_{t \rightarrow +\infty} d_X\{S_t D | \mathfrak{A}\} = 0 \quad \text{for every bounded set } D \subset X, \quad (4)$$

where $d_X\{A|B\} = \sup_{x \in A} \text{dist}_X(x, B)$ is the Hausdorff semidistance.

Definition 3 (Milnor's attractor) Let a Borel measure μ such that $\mu(X) < \infty$ be given on the phase space X of a dynamical system (X, S_t) . A bounded closed set $\mathfrak{A} \subset X$ is said to be a Milnor attractor (with respect to the measure μ) for (X, S_t) if is a minimal closed invariant set possessing the property

$$\lim_{t \rightarrow \infty} \text{dist}(S_t y, \mathfrak{A}) = 0$$

for almost all (with respect to measure μ) elements $y \in X$.

3 Algorithms

The construction of the cover of Milnor's the attractor is based on the following approach. Next, we will describe an algorithm for a two-dimensional domain, for a three-dimensional domain everything will be similar.

We consider a first order ODE on \mathbb{R}^2

$$\dot{x} = F(x), \quad t \in (0, T) \quad (5)$$

and suppose that it generates a dissipative dynamical system (\mathbb{R}^2, S_t) .

Suppose we have a rectangular region than contains absorbing set

$$\Omega = [x_{min}, x_{max}] \times [y_{min}, y_{max}].$$

Let's build on Ω uniform rectangular grid Ω_h :

$$\Omega_h = \{(x_i, y_j), x_i = x_{min} + ih_x, y_j = y_{min} + jh_y; i = 0, \dots, N; j = 0, \dots, M\},$$

here N, M - number of points in the grid along the axes OX, OY ; $h_x = \frac{x_{max} - x_{min}}{N}, h_y = \frac{y_{max} - y_{min}}{M}$

Computational algorithm

1. We solve equation (?) taking a center of each cell x_{ij} as initial state, for a time interval $(0, T)$ with a fixed time step Δt , using Runge-Kutta method. Thus, for each initial state we get a number of points $S_{k, \Delta t} x_{ij}$, which represent the corresponding trajectory of the dynamical system.
2. In each subdomain Ω_h , we calculate a number of trajectory representatives, that fall into this region
3. We filter the received data, and keep only those Ω_h , in which number of trajectory representatives is bigger then a certain threshold value.
4. We divide every Ω_h which we kept into 2^n (n is a dimension of the phase space) smaller boxes.
5. We proceed form the step 1.

Filtration.

At present, we use the mean value filter: $\varepsilon = \frac{1}{M*N} \sum_{i=1, j=1}^{N, M} I_{ij}$.

We discard all the regions in which a number of trajectories representatives is less then ε .

solution of ODE. For a numerical solution of attractors, the Runge-Kutta method of 4-order

$$\begin{aligned}
y_{i+1} &= y_i + \frac{\Delta t}{6}(k_1 + 2k_2 + 2k_3 + k_4) \\
k_1 &= f(x_i, y_i), \\
k_2 &= f(x_i + 0.5\Delta t, y_i + 0.5\Delta t k_1) \\
k_3 &= f(x_i + 0.5\Delta t, y_i + 0.5\Delta t k_2) \\
k_4 &= f(x_i + \Delta t, y_i + \Delta t k_3)
\end{aligned}$$

The Runge-Kutta methods have a number of important advantages: 1) possess a sufficiently high degree of accuracy (with the exception of the Euler method); 2) it is explicit, i.e. the value y_{k+1} is calculated from the previously found values; 3) allow the use of a variable step, which makes it possible to reduce it where the function changes rapidly, and increase otherwise.

4 Numerical experiments

Example 1. 2D dynamical system, generated by (1). We take $x_{min} = -1.5, x_{max} = 1.5, h_x = 0.1, y_{min} = -1.5, y_{max} = 1.5, h_y = 0.1, \Delta t = 0.01$ and time interval $(0, 20)$. The first and the fourth iterations are presented on figures 4 and 5.

Example 2. Holling-Tanner model for predator-prey interaction [4]. We take $\Omega = (0, 7) \times (0, 7), \Delta t = 0.01$ and time interval $(0, 40)$.

$$\begin{aligned}
\dot{x} &= x \left(1 - \frac{x}{7} \right) - \frac{6xy}{7 + 7x} \\
\dot{y} &= 0.2y \left(1 - \frac{Ny}{x} \right)
\end{aligned} \tag{6}$$

We model the case $N = 0.5$. The first, the third and the fifth iterations are presented on figures 6, 7 and 8.

Example 3. System (2) is a 1-mode approximation of one fluid-structure interaction model. This is 3D system of ODE. We take $\Omega = (-3, 3) \times (-1, 1) \times (-1, 1), \Delta t = 0.01$ and time interval $(0, 10)$.

Example 4. Hopf's system [1]. This is 3D system of ODE.

$$\begin{aligned}
\dot{x} + \mu x + y^2 + z^2 &= 0, \\
\dot{y} + \nu y - xy - \beta z &= 0, \\
\dot{z} + \nu z - xz + \beta y &= 0.
\end{aligned}$$

where $\mu > 0, \beta, \nu \in \mathbb{R}$. We perform numerical experiments for $\mu = 4, \beta = -1/4, \nu = 1$. We take $\Omega = (-2, 2) \times (-2, 2) \times (-2, 2), \Delta t = 0.01$ and time interval $(0, 10)$.

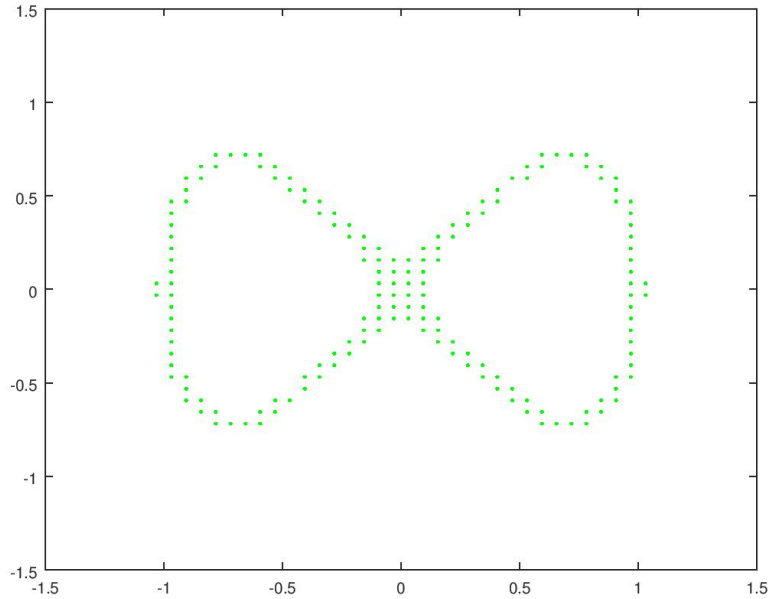


Figure 4: The first iteration of Algorithm 1 for the DS, generated by (1)

Acknowledgments

The authors were supported by the VolkswagenStiftung Project Modeling, Analysis, and Approximation Theory toward Applications in Tomography and Inverse Problems.

References

- [1] Chueshov I. *Introduction to the Theory of Infinite-Dimensional Dissipative Systems*, Acta, Kharkov, 1999, in Russian; English translation: Acta, Kharkov, 2002;
see also <http://www.emis.de/monographs/Chueshov/>
- [2] Chueshov I. *Dynamics of Quasi-Stable Dissipative Systems*, Universitext. Springer, Cham, 2015
- [3] Michael Dellnitz and Oliver Junge, Set Oriented Numerical Methods for Dynamical Systems. in: Handbook of Dynamical Systems. Editor(s): Bernd Fiedler. Elsevier Science, Volume 2,2002.

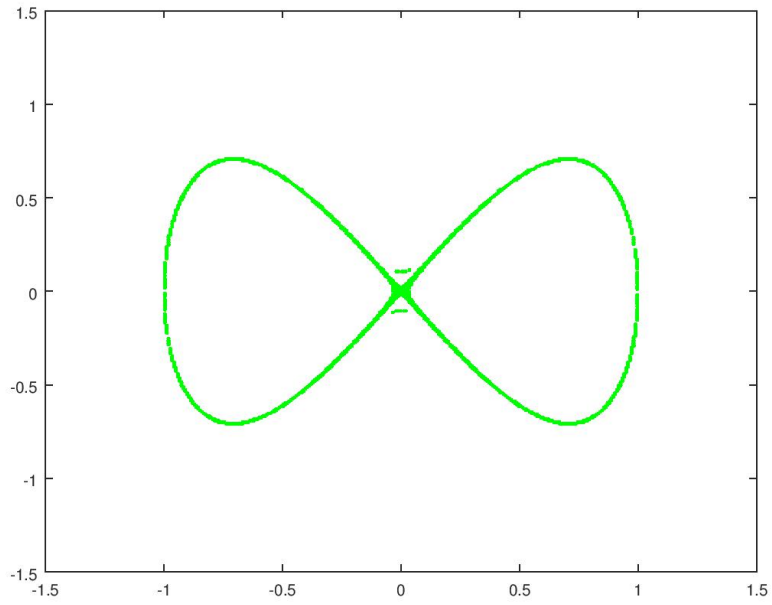


Figure 5: The forth iteration of Algorithm 1 for the DS, generated by (1)

- [4] Lynch S. Dynamical Systems with Applications using MATLAB. Springer, 2002.

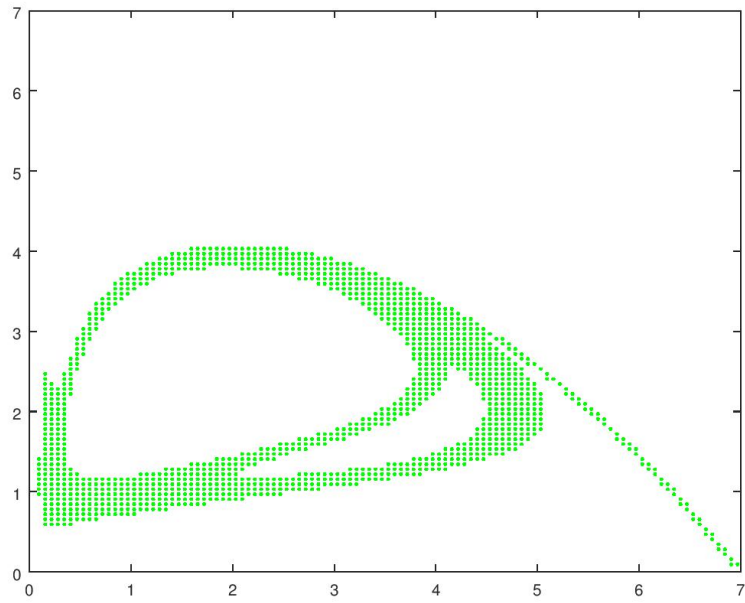


Figure 6: The first iteration of Algorithm 1 for the DS, generated by (6)

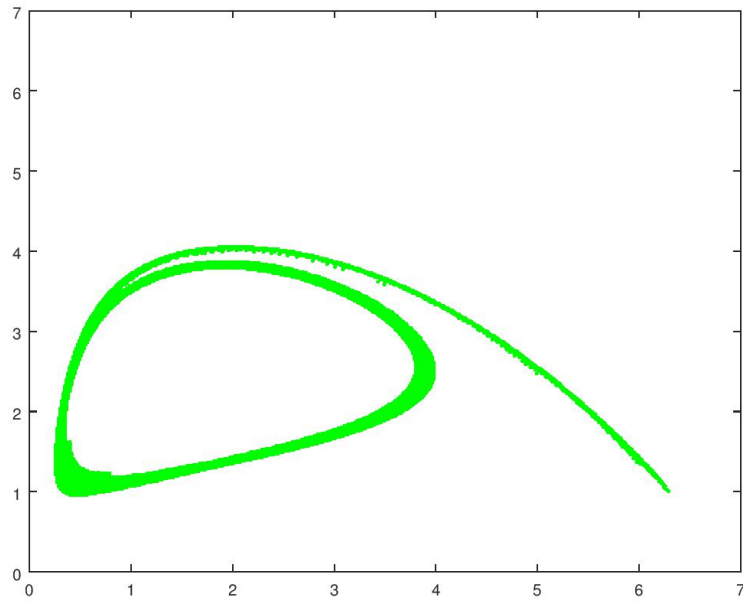


Figure 7: The third iteration of Algorithm 1 for the DS, generated by (6)

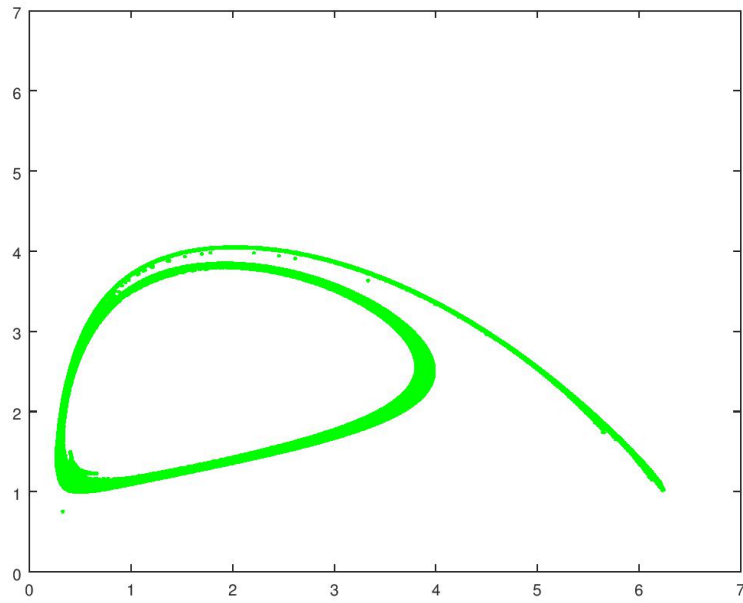


Figure 8: The fifth iteration of Algorithm 1 for the DS, generated by (6)

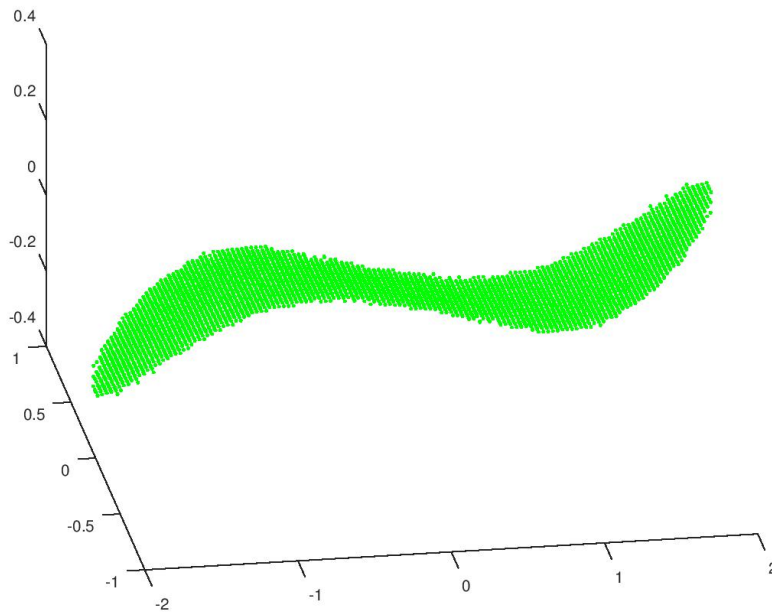


Figure 9: The second iteration of Algorithm 1 for the DS (2)

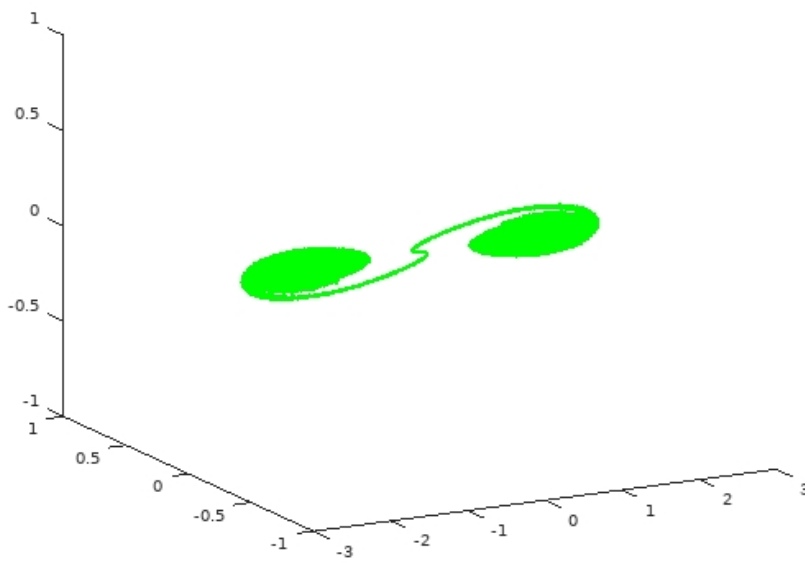


Figure 10: The ninth iteration of Algorithm 1 for the DS (2)

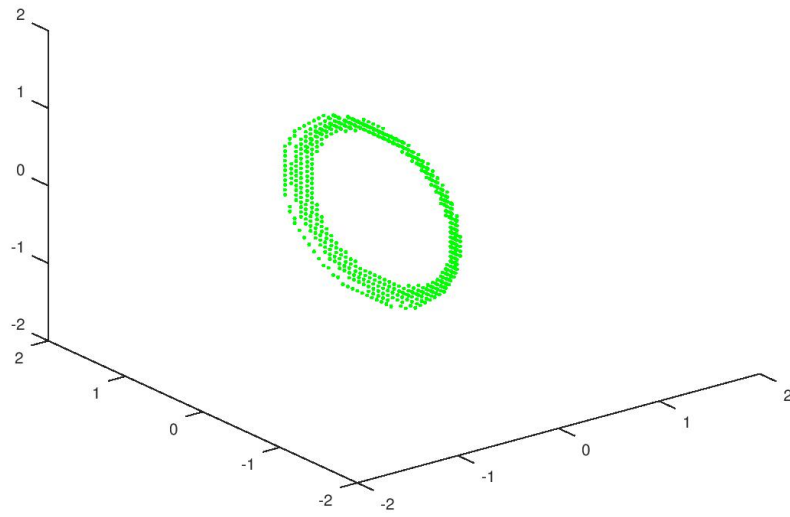


Figure 11: The first iteration of Algorithm 1 for the Hopf DS

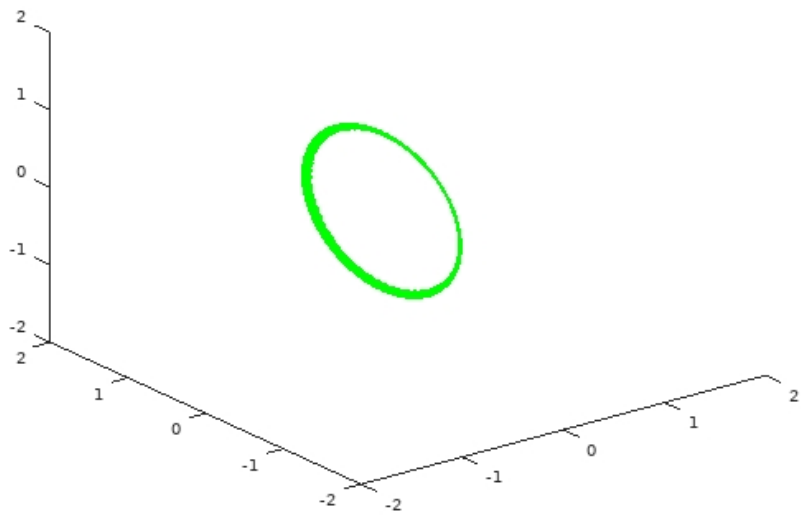


Figure 12: The fifth iteration of Algorithm 1 for the Hopf DS