

Direct Detection of Universal Expansion by Holonomy in the McVittie Spacetime

Tony Rothman,^{1,*} Mariam Campbell,^{2,†} Rituparno Goswami,^{3,‡} and George F.R. Ellis^{2,§}

¹*Department of Applied Physics, New York University*

²*Department of Mathematics and Applied Mathematics and ACGC,
University of Cape Town, Cape Town, Western Cape, South Africa.*

³*Astrophysics and Cosmology Research Unit, School of Mathematics,
Statistics and Computer Science, University of KwaZulu-Natal,
Private Bag X54001, Durban 4000, South Africa.*

Holonomy in general relativity results from the parallel transfer of a vector field around a closed curve in spacetime, or along two curves which together form a closed loop. We show that holonomy in the McVittie spacetime, which represents a gravitating object imbedded in an expanding universe, can in principle be used to measure the expansion of the universe, for example by measuring changes in the components of a gyroscopic spin axis. Although such changes are of course small, they are large enough ($\Delta S \sim 10^{-7}$) that they could conceivably be measured if the real universe behaved like the McVittie spacetime. The real problem is that virialization will lead to domains decoupled from the global expansion on a scale much larger than that of the solar system, making such an experiment infeasible probably even in principle. Nevertheless the effect is of interest in relation to ongoing discussions, dating back at least to Einstein and Straus, which concern the relationship between the expansion of the universe and local systems.

I. INTRODUCTION

Attempts to understand how the large-scale behavior of the universe might affect local physics have been ongoing at least since Einstein attempted to incorporate Mach's Principle into general relativity. Einstein himself continued this line of inquiry in his paper with Straus on modeling a Schwarzschild domain in an expanding universe[1], and this work was itself further generalized in various ways by other authors (see e.g.[2]). Recent papers on the same general theme have included Bochicchio and Faraoni[3], who examine how a Friedmann-Lemaître-Robertson-Walker (FLRW) cosmology affects the behavior of a Lemaître-Tolman-Bondi system; Faraoni and Jacques[4], who examine whether whether various systems embedded in a FLRW cosmology participate in the expansion; and Cooperstock, Faraoni and Vollick[5], who ask how the universal expansion of an FLRW universe affects the equations of motion in a local inertial frame.

* rothman@nyu.edu

† CMPMAR009@myuct.ac.za

‡ Goswami@ukzn.ac.za

§ George.Ellis@uct.ac.za

One of the earliest and most important investigations in this area was, of course, that of McVittie[6], who discovered a solution to the Einstein equations that represents a spherically symmetric object in an expanding universe. For the past two decades there has been some renewed interest in McVittie’s solution after it was realized that many misstatements about the metric have been made in the literature[7] and that a proper understanding of the spacetime was much more subtle than previously thought[8, 9].

The various controversies involving the horizon structure and nature of the central object in the McVittie solution do not concern us in the present investigation, which more closely resembles [3]-[5]. We merely intend to use the McVittie spacetime as a background to “design” a few simple thought experiments that could, in principle, directly detect the expansion of the universe through the holonomy produced by the metric. That is, parallel transport of a vector around a closed loop in a curved spacetime generally results in a measurable deficit angle between the initial and final directions of the vector. Rothman, Ellis and Murugan[10] calculated the deficit angle produced for a variety of trajectories in the Schwarzschild-Droste¹ static geometry. In this paper we carry out a similar analysis for the McVittie metric. Any cosmological expansion should affect the deficit angle of a vector under parallel transport, in principle allowing direct experimental detection of the universe’s expansion. Of course, one expects such effects to be extremely small, and they are, but they turn out to be surprisingly large compared to, for example, the dimensionless strain of 10^{-21} successfully measured by LIGO.

This paper is organised as follows: In the next section we discuss the basic geometry of McVittie spacetime and write down the parallel transport equations in an orthonormal tetrad basis. In Section 3, we discuss the holonomy for the vectors parallel transported along circular geodesics in equatorial plane. As explained in detail, this will require two measuring devices (gyroscopes) to be sent along different paths to meet at the same spatial location where their spin-axis directions can be compared, thus directly measuring holonomy. Two different versions are considered: an experiment with one

¹ Johannes Droste, a pupil of Lorentz, independently announced the Schwarzschild exterior solution within four months of Schwarzschild[11].

comoving and one orbiting apparatus (Section III C 1); and an experiment with two counter orbiting gyroscopes (Section III C 2). In Section 4 we consider the outcome, which depends on the scale at which static or quasi-static domains coalesce out of the expanding universe as structure formation takes place.

II. MCVITTIE METRIC

The line element for the McVittie spacetime in isotropic coordinates is given by Faraoni[12], Eq. (4.10):

$$ds^2 = -\frac{\left[1 - \frac{m_o}{2a(t)r}\right]^2}{\left[1 + \frac{m_o}{2a(t)r}\right]^2} dt^2 + a^2(t) \left[1 + \frac{m_o}{2a(t)r}\right]^4 (dr^2 + r^2 d\Omega), \quad (2.1)$$

where r here corresponds to \tilde{r} in Faraoni, $a(t)$ is the cosmological scale factor, and m_o the mass of the central object. Note that $a = 1$ gives the Schwarzschild solution and $m_o = 0$ gives the flat FLRW universe. Thus, the general interpretation that the metric represents a central object in an expanding universe.

We have chosen this form of the metric (as opposed to the more common “canonical nondiagonal form” in terms of an areal radius) [see Faraoni Eq. (4.16)] for the important reason that we wish to use a radial coordinate that is tied to the matter. If we send out, for example, a light beam along a closed loop, we want to measure the deficit angle in the components by the same material “apparatus”. In Eq. (2.1) r represents a comoving coordinate; that is, a given matter particle (galaxy) is attached to a given r because the normalised 4-velocity

$$u^a = \frac{\left[1 + \frac{m_o}{2a(t)r}\right]}{\left[1 - \frac{m_o}{2a(t)r}\right]} \delta_0^a \quad (2.2)$$

is a Ricci eigenvector, and hence an eigenvector of the matter stress tensor T_{ab} . This represents the average motion of matter at each spacetime event, and hence corresponds to the idea of a fundamental observer in cosmology. Thus, a light beam traveling along a circular orbit will return to the original apparatus if $r = \text{constant}$ but not if the proper distance $d(t) = ra(t) = \text{constant}$; in that case the universe has expanded during the transit time and the beam will return to a different

device. Hence in this paper, “circular” means circular in comoving coordinates (2.1)-(2.2).

We perform all our calculations in a orthonormal tetrad basis $\{e_a\}$, which correctly describes the local physics. The obvious choice for such a tetrad for metric (2.1), as represented by the dual basis 1-forms $\{\omega^a\}$, is

$$\omega^0 = \omega^t = \frac{\left[1 - \frac{m_o}{2a(t)r}\right]}{\left[1 + \frac{m_o}{2a(t)r}\right]} dt \quad (2.3)$$

$$\omega^1 = \omega^r = a(t) \left[1 + \frac{m_o}{2a(t)r}\right]^2 dr \quad (2.4)$$

$$\omega^2 = \omega^\theta = a(t) \left[1 + \frac{m_o}{2a(t)r}\right]^2 r d\theta \quad (2.5)$$

$$\omega^3 = \omega^\varphi = a(t) \left[1 + \frac{m_o}{2a(t)r}\right]^2 r \sin \theta d\varphi. \quad (2.6)$$

Working out the connection coefficients by the Cartan equation $d\omega^a = -\omega_b^a \wedge \omega^b$ gives

$$\omega^0_1 = \omega^1_0 = \frac{m_o}{r^2 a^2 \left(1 + \frac{m_o}{2ra}\right)^2 \left(1 - \frac{m_o^2}{4r^2 a^2}\right)} \omega^0 + \frac{\dot{a}}{a} \omega^1 \quad (2.7)$$

$$\omega^0_2 = \omega^2_0 = \frac{\dot{a}}{a} \omega^2 \quad (2.8)$$

$$\omega^0_3 = \omega^3_0 = \frac{\dot{a}}{a} \omega^3 \quad (2.9)$$

$$\omega^2_1 = -\omega^1_2 = \frac{\left(1 - \frac{m_o}{2ra}\right)}{ar \left(1 + \frac{m_o}{2ra}\right)^3} \omega^2 \quad (2.10)$$

$$\omega^3_1 = -\omega^1_3 = \frac{\left(1 - \frac{m_o}{2ra}\right)}{ar \left(1 + \frac{m_o}{2ra}\right)^3} \omega^3 \quad (2.11)$$

$$\omega^2_3 = -\omega^3_2 = \frac{\cot \theta}{\left(1 + \frac{m_o}{2ra}\right)^3} \omega^3 \quad (2.12)$$

The parallel transport equation is

$$dA^a + \omega_b^a A^b = 0, \quad (2.13)$$

which gives the change in a vector with tetrad components A^a along a curve $x^b(\lambda)$ with tangent vector $X^b(\lambda) = dx^b/d\lambda$ and curve parameter λ . For $\lambda = t$ and $H \equiv \dot{a}/a$, Eq. (2.13) yields the

following ordinary differential equations:

$$dA^t + \frac{m_o}{a^2 r^2 \left(1 + \frac{m_o}{2ra}\right)^4} A^r dt + Ha \left(1 + \frac{m_o}{2ra}\right)^2 A^r dr + Har \left(1 + \frac{m_o}{2ra}\right)^2 A^\theta d\theta + Har \left(1 + \frac{m_o}{2ra}\right)^2 \sin \theta A^\phi d\phi = 0 \quad (2.14)$$

$$dA^r + \frac{m_o}{a^2 r^2 \left(1 + \frac{m_o}{2ra}\right)^4} A^t dt + Ha \left(1 + \frac{m_o}{2ra}\right)^2 A^t dr - \frac{\left(1 - \frac{m_o}{2ra}\right)}{\left(1 + \frac{m_o}{2ra}\right)} A^\theta d\theta - \frac{\left(1 - \frac{m_o}{2ra}\right)}{\left(1 + \frac{m_o}{2ra}\right)} \sin \theta A^\phi d\phi = 0 \quad (2.15)$$

$$dA^\theta + Har \left(1 + \frac{m_o}{2ra}\right)^2 A^t d\theta + \frac{\left(1 - \frac{m_o}{2ra}\right)}{\left(1 + \frac{m_o}{2ra}\right)} A^r d\theta + \frac{\cos \theta (ar)}{\left(1 + \frac{m_o}{2ra}\right)} A^\phi d\phi = 0 \quad (2.16)$$

$$dA^\phi + Har \left(1 + \frac{m_o}{2ra}\right)^2 \sin \theta A^t d\phi + \frac{\left(1 - \frac{m_o}{2ra}\right)}{\left(1 + \frac{m_o}{2ra}\right)} \sin \theta A^r d\phi - \frac{\cos \theta (ra)}{\left(1 + \frac{m_o}{2ra}\right)} A^\theta d\phi = 0. \quad (2.17)$$

Note that t is not an affine parameter, but that does not matter for our purposes; see the next section. Indeed the curve with tangent vector X^b need not even be a geodesic.

We note that for parallel transport along any curve, magnitude is conserved:

$$A^a g_{ab} A^b = (A^a g_{ab} A^b)_o = \text{const}, \quad (2.18)$$

and so in the tetrad basis

$$-(A^t)^2 + (A^r)^2 + (A^\theta)^2 + (A^\phi)^2 = \text{const}. \quad (2.19)$$

We will make extensive use of this property in the following sections.

III. CIRCULAR HOLONOMY

A. Geodesic Orbits and Kepler's Law

We first consider the holonomy of vectors moving around a circular geodesic in the equatorial plane. Since geodesics are generated when the parallelly transported tangent vector remains parallel

to itself, the geodesic equation for an arbitrary curve parameter λ is given as

$$D_{\partial/\partial\lambda}X^a = fX^a \Rightarrow X^b\nabla_bX^a = fX^a. \quad (3.1)$$

In terms of an affine parameter of the geodesic, one will have $f = 0$. For the case when the proper time τ along the curve is the curve parameter, the function f is

$$f = \frac{d^2\lambda/d\tau^2}{(d\lambda/d\tau)^2} = 0; \quad (3.2)$$

as is well known, proper time is an affine parameter. However if we choose the coordinate time ' t ' to be the curve parameter, then for radius $r = \text{constant}$, t is related to the proper time τ by

$$d\tau = \frac{(1 - \frac{k}{2a})}{(1 + \frac{k}{2a})} dt, \quad (3.3)$$

where

$$k \equiv \frac{m_o}{r}. \quad (3.4)$$

Calculating f we find

$$f = -\frac{Hk/a}{(1 - \frac{k}{2a})(1 + \frac{k}{2a})}. \quad (3.5)$$

Since $H = \dot{a}/a$, this equation shows that $f = 0$ for $a = 1$ or for $k = 0$. The first situation corresponds to the Schwarzschild spacetime while the later corresponds to FLRW spacetime. Thus, for both the limiting cases of McVittie spacetime, the time coordinate t is an affine parameter. However, it is not an affine parameter for the general case when both k and H are non-zero. Nevertheless, we can still use the coordinate time t as the curve parameter along circular geodesics because the parallel transport equation of vector A^a moving in the equatorial plane will not change:

$$X^b\nabla_bA^a = 0. \quad (3.6)$$

Furthermore, taking t as the curve parameter will enable us to compute the limiting cases easily, without performing complicated coordinate transformations.

For circular orbits as we have defined them, the comoving radial coordinate $r = \text{constant}$ (not the proper distance $d = ra$), which implies that $dr = 0$. The radial component of the tangent vector

will be zero, so

$$\{r = r_0\} \Rightarrow \{X^r = 0\} \Rightarrow \{dX^r = 0\}. \quad (3.7)$$

Further, by symmetry we may take $\{\theta = \pi/2\}$ and so

$$\{d\theta = 0\} \Rightarrow \{X^\theta = 0\} \Rightarrow \{dX^\theta = 0\}. \quad (3.8)$$

Therefore, with t as the curve parameter, the components of the tangent vector in the tetrad frame are

$$X^\mu = \frac{1}{\alpha} \left[\frac{(1 - \frac{k}{2a})}{(1 + \frac{k}{2a})}, 0, 0, ar \left(1 + \frac{k}{2a}\right)^2 \Omega \right] \quad (3.9)$$

where the normalization factor α is found by setting $X_\mu X^\mu = -1$, and the angular velocity is

$$\Omega \equiv \frac{d\phi}{dt}. \quad (3.10)$$

When A^a is a tangent vector X^a , Eq. (2.15) directly gives an algebraic relationship between X^t and X^ϕ :

$$X^\phi = \frac{k}{ra^2} \left(1 - \frac{k}{2a}\right)^{-1} \left(1 + \frac{k}{2a}\right)^{-3} \Omega^{-1} X^t. \quad (3.11)$$

Then Eqs. (3.9) and (3.11) immediately yield

$$\Omega^2 = \frac{k}{a^3 r^2 \left(1 + \frac{k}{2a}\right)^6} \quad (3.12)$$

independent of normalization, which is Kepler's Third Law for the McVittie spacetime in these coordinates. This is the value of the angular velocity Ω required for a circular geodesic orbit at radius r to be possible, determined in terms of a , $k \equiv \frac{m_a}{r}$, and r .

We see that for $a = 1$ (Schwarzschild), the orbital frequency Ω differs from the “Newtonian” value $\Omega_N \equiv \sqrt{k}/r$ by $\sim k \sim 10^{-8}$ in the vicinity of Earth. In principle one could measure this deviation, assuming one could correct for other major perturbations. The additional effect due to the expansion of the universe would be even smaller. For example, for a deSitter universe with $a = e^{Ht}$, $Ht \ll 1$ and $k \ll 1$, one has from Eq. (3.12) to first order in small quantities

$$\frac{\Omega}{\Omega_N} = 1 - \frac{3k}{2} - \frac{3Ht}{2}. \quad (3.13)$$

The last two terms are of the same order near Earth when $t \gtrsim 100$ years.

B. Holonomy of a general vector along circular geodesic orbits

We now turn to the case of an arbitrary vector being parallelly transported along a circular geodesic orbit described by comoving radial coordinate $r = \text{const.}$ and $\theta = \pi/2$. Therefore we have $dr = d\theta = 0$ and the above set of parallel transport equations (2.14)-(2.17) reduce to the following:

$$dA^t + \frac{k}{a^2 r \left(1 + \frac{k}{2a}\right)^4} A^r dt + Har \left(1 + \frac{k}{2a}\right)^2 A^\phi d\phi = 0 \quad (3.14)$$

$$dA^r + \frac{k}{a^2 r \left(1 + \frac{k}{2a}\right)^4} A^t dt - \frac{\left(1 - \frac{k}{2a}\right)}{\left(1 + \frac{k}{2a}\right)} A^\phi d\phi = 0 \quad (3.15)$$

$$dA^\theta = 0 \quad (3.16)$$

$$dA^\phi + Har \left(1 + \frac{k}{2a}\right)^2 A^t d\phi + \frac{\left(1 - \frac{k}{2a}\right)}{\left(1 + \frac{k}{2a}\right)} A^r d\phi = 0. \quad (3.17)$$

From the above we can easily see that $-A^t dA^t + A^r dA^r + A^\theta dA^\theta + A^\phi dA^\phi = 0$, which implies that $-(A^t)^2 + (A^r)^2 + (A^\theta)^2 + (A^\phi)^2 = \text{constant}$, as pointed out in §II. This constraint reduces the number of non-trivial independent equations to two (as we can always integrate (3.16) trivially).

It will be worthwhile to calculate here, how the scalar product of the arbitrary vector and the tangent vector ($X^a A_a$) changes as the former is parallelly transported along a geodesic. We have

$$X^b \nabla_b (X^a A_a) = (X^b \nabla_b X^a) A_a + (X^b \nabla_b A_a) X^a. \quad (3.18)$$

By equations (3.1) and (3.6), the above equation becomes

$$X^b \nabla_b (X^a A_a) = (X^a A_a) f \quad (3.19)$$

Hence we see that for any arbitrary curve parameter, if these two vectors are perpendicular at a given spacetime point, they continue to be perpendicular at all points on the geodesic passing through that given point. This highlights the importance of the gyroscope, in which the spin vector is always held perpendicular to the four-velocity, as the most viable instrument to measure the holonomy of vectors.

C. Holonomy in gyroscope spin along circular geodesics

As a thought experiment to directly measure holonomy, one might place a gyroscope in orbit around the central mass in a McVittie universe. The expansion should influence the “geodetic” precession of the gyro compared to the Schwarzschild case[13]. This is not to be confused with the so-called Lense-Thirring effect, measured by LAGEOS and Gravity Probe B, which depends on the rotation rate of the central object; geodetic precession as discussed here occurs even when the central object is not rotating. As just mentioned, a gyroscope consists of a spin vector S^a , which is taken to be perpendicular to the tangent vector of the orbit X^a , such that $S_a X^a = 0$. Typically, one would find S^a by solving the gyroscope equation

$$\frac{ds^a}{d\tau} + \Gamma^a_{cd} S^c u^d = 0. \quad (3.20)$$

However, because of the constraints present in this problem and because the spin vector is parallel transported according to the previous equations, one can employ the following procedure, which is equivalent, but somewhat simpler.

For a circular orbit the tetrad components of the four velocity were given by Eq. (3.9), and because $X^a S_a = 0$ this provides a relation between S^t and S^ϕ :

$$S^t = \frac{\left(1 + \frac{k}{2a}\right)^3}{\left(1 - \frac{k}{2a}\right)} ar \Omega S^\phi. \quad (3.21)$$

With Kepler’s third law, Eq. (3.12) this becomes

$$S^t = \pm \frac{\sqrt{\frac{k}{a}}}{\left(1 - \frac{k}{2a}\right)} S^\phi \quad (3.22)$$

Since by definition, the vector S^a is spacelike (as it is perpendicular to the 4-velocity), we can always normalise it such that $S^a S_a = 1$. Due to the spherical symmetry of the problem we can also without loss of generality take $S^\theta = 0$. The constraint Eq. (2.19) then becomes

$$-(S^t)^2 + (S^r)^2 + (S^\phi)^2 = 1. \quad (3.23)$$

Note that these two constraints, (3.22) and (3.23), reduce the number of independent non-trivial

equations to one. The time evolution of S^r is then given by Eq. (3.15) as

$$\frac{dS^r}{dt} + \frac{k}{a^2 r \left(1 + \frac{k}{2a}\right)^4} S^t - \frac{\left(1 - \frac{k}{2a}\right)}{\left(1 + \frac{k}{2a}\right)} \Omega S^\phi = 0 \quad (3.24)$$

Inserting Eqs. (3.22) and (3.12) into this expression we find after simplification

$$\frac{dS^r}{dt} \mp \frac{\left(1 - \frac{2k}{a} + \frac{k^2}{4a^2}\right) \sqrt{\frac{k}{a}}}{ar \left(1 - \frac{k}{2a}\right) \left(1 + \frac{k}{2a}\right)^4} S^\phi = 0 \quad (3.25)$$

Now, substituting Eq. (3.22) into Eq. (3.23) gives

$$S^\phi = \pm \frac{\left(1 - \frac{k}{2a}\right)}{\sqrt{1 - \frac{2k}{a} + \frac{k^2}{4a^2}}} \sqrt{1 - (S^r)^2} . \quad (3.26)$$

Inserting this expression into Eq. (3.25) yields the required decoupled equation

$$\frac{dS^r}{dt} \mp \Psi(t) \sqrt{1 - (S^r)^2} = 0 , \quad (3.27)$$

where

$$\Psi(t) = \frac{\sqrt{\left(1 - \frac{2k}{a} + \frac{k^2}{4a^2}\right) \frac{k}{a}}}{ar \left(1 + \frac{k}{2a}\right)^4} . \quad (3.28)$$

The general solution of equation (3.27) is given by

$$S^r(t) = \mp \sin \left[c_1 + \int_{t_0}^t \Psi(t) dt \right] . \quad (3.29)$$

Then by Eqs. (3.22) and (3.26) the other components of the spin vector are

$$S^\phi(t) = \mp \frac{\left(1 - \frac{k}{2a}\right)}{\sqrt{1 - \frac{2k}{a} + \frac{k^2}{4a^2}}} \cos \left[c_1 + \int_{t_0}^t \Psi(t) dt \right] , \quad (3.30)$$

and

$$S^t(t) = \mp \frac{\sqrt{\frac{k}{a}}}{\sqrt{1 - \frac{2k}{a} + \frac{k^2}{4a^2}}} \cos \left[c_1 + \int_{t_0}^t \Psi(t) dt \right] . \quad (3.31)$$

Thus we have a complete general solution for S^a in the McVittie spacetime.

In the special case of Schwarzschild spacetime ($a = 1$),

$$\Psi \equiv \Psi_0 = \frac{\sqrt{k \left(1 - 2k + \frac{1}{4}k^2\right)}}{r \left(1 + \frac{1}{2}k\right)^4} = \text{const.} . \quad (3.32)$$

In this case the components of the spin vector become:

$$S^r(t) = \mp \sin [c_1 + \Psi_0(t - t_0)] , \quad (3.33)$$

$$S^\phi(t) = \mp \frac{(1 - \frac{1}{2}k)}{\sqrt{1 - 2k + \frac{1}{4}k^2}} \cos [c_1 + \Psi_0(t - t_0)] , \quad (3.34)$$

$$S^t(t) = \mp \frac{\sqrt{k}}{\sqrt{1 - 2k + \frac{1}{4}k^2}} \cos [c_1 + \Psi_0(t - t_0)] . \quad (3.35)$$

Thus, all the three spin components oscillate with constant frequency Ψ_0 . In the limit $k \ll 1$, we easily find that

$$\Psi_0 = \Omega_N (1 - 3k) . \quad (3.36)$$

This expression apparently differs from the one given, for example, by Hartle [13] in his Eq. (14.15); however when one transforms from isotropic to Schwarzschild coordinates one finds that the two frequencies are in fact identical. In the McVittie spacetime, by contrast, we see that $a \rightarrow \infty$ implies that $\Psi \rightarrow 0$, which means that the oscillations of the spin vector are damped; S^r and S^ϕ become constant and S^t goes to zero. Thus, by running placing a gyroscope in orbit around the Sun and measuring the behavior of the spin vector over cosmological times, one would certainly be able to detect the universal expansion by this method.

We now turn to two potentially more feasible experiments.

1. *Experiment with one comoving and one orbiting apparatus*

As an alternative to the experiment just described, we can imagine one involving two gyroscopes (see Figure 1), the first of which is transported from point A around a circular geodesic path Γ_1 of radius r_0 as before, while the second follows a timelike path Γ_2 at constant comoving radius r_0 and constant angular coordinates θ_0, ϕ_0 , which is not a geodesic. (A rocket engine, for example would be required to keep apparatus 2 in position.) These paths, coincident at time $t = t_0$, will meet again at a point B at time $t = t_0 + t_{2\pi}$. The total holonomy is found by comparing the vector components at the point B where the two paths intersect again.

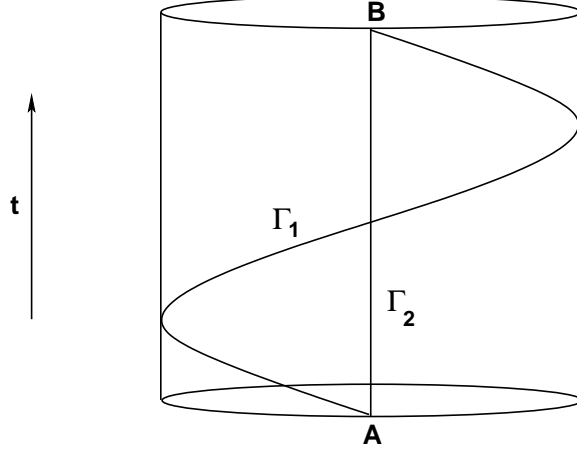


FIG. 1. Spacetime diagram for the experiment

For the spin vector S_2^a , because $dr = d\theta = d\phi = 0$, the parallel transport equations (2.14)-(2.17) along Γ_2 give

$$dS_2^t + \frac{k}{a^2 r \left(1 + \frac{k}{2a}\right)^4} S_2^r dt = 0, \quad (3.37)$$

$$dS_2^r + \frac{k}{a^2 r \left(1 + \frac{k}{2a}\right)^4} S_2^t dt = 0, \quad (3.38)$$

$$dS_2^\theta = 0, \quad (3.39)$$

$$dS_2^\phi = 0. \quad (3.40)$$

Furthermore, since $S_a X^a = 0$, and along the path Γ_2 we have $X^a = [X^t, 0, 0, 0]$, we must have therefore $S_2^t = 0$ along the path. Plugging this into Eq.(3.38) shows that $S_2^r = \text{const.}$ However, because $dS_2^t = 0$, Eq. (3.37) requires $S_2^r = 0$. Since without any loss of generality we can take $S^\theta = 0$, the normalised spin vector along the path Γ_2 is the constant vector

$$S_2^a(t) = [0, 0, 0, 1]. \quad (3.41)$$

Now let both the devices coincide at the same spacetime point at $t = t_0$, where we take the readings of their corresponding spin vectors. The first apparatus moving along Γ_1 will obey equations (3.29, 3.30, 3.31). At the initial time t_0 , set $a(t_0) = 1$. To get appropriate initial conditions we choose

$c_1 = \pi/2$. Then at $t = t_0$,

$$S_1^t(t_0) = \mp \frac{\sqrt{\frac{k}{a}}}{\sqrt{1 - \frac{2k}{a} + \frac{k^2}{4a^2}}} \cos \left[\frac{\pi}{2} + \int_{t_0}^{t_0} \Psi(t) dt \right] = 0. \quad (3.42)$$

$$S_1^r(t_0) = \mp \sin \left[\frac{\pi}{2} + \int_{t_0}^{t_0} \Psi(t) dt \right] = 1, \quad (3.43)$$

$$S_1^\phi(t_0) = \mp \frac{(1 - \frac{k}{2a})}{\sqrt{1 - \frac{2k}{a} + \frac{k^2}{4a^2}}} \cos \left[\frac{\pi}{2} + \int_{t_0}^{t_0} \Psi(t) dt \right] = 0, \quad (3.44)$$

Thus at the initial time we have

$$S_1^a(t_0) = [0, 1, 0, 0] \quad (3.45)$$

and at that time the difference in the spin of these two gyroscopes is $[0, 1, 0, -1]$. Clearly these spins are perpendicular to each other. Ideally one would like to have these vectors be parallel to each other. However, the parallel transport equations, and the constraint that the spin vector must always be perpendicular to the 4-velocity, force parallel initial spins to be $[0, 0, 1, 0]$. This means that instead of taking the constant $S^\theta = 0$, we set the value to unity, without loss of generality. Unfortunately, this initial spin vector is a fixed point for the transport equations of both the gyroscopes. Therefore if we pick the spins to be initially parallel they remain parallel and there will be no holonomy, which is why we chose the initial conditions as above.

With the given initial conditions we next perform a measurement at the final point B , when the first apparatus has completed a full rotation, and the both apparatus again coincide. The time interval between these two measurement is $t_{2\pi} - t_0$, where $t_{2\pi}$ is the solution of

$$2\pi = \frac{\sqrt{k}}{r} \int_{t_0}^{t_0+t_{2\pi}} \frac{dt}{a^{3/2} \left(1 + \frac{k}{2a}\right)^3}. \quad (3.46)$$

We can immediately see that at this point the spin vectors of the two gyroscopes are no longer perpendicular to each other. Therefore, the net holonomy of the vector S_1^a is given by

$$\Delta S_1^a = S_1^a(t_0 + t_{2\pi}) - S_1^a(t_0). \quad (3.47)$$

We now consider an experiment that runs for less than cosmological times. From Eq. (3.28), we have to order k

$$\Psi(t) = \frac{1}{a^{3/2}}(1 - \frac{3k}{a})\Omega_N. \quad (3.48)$$

For $a = ((t_o + \Delta t)/t_o)^n$ with $\Delta t \ll t_o$, Eqs. (3.29)-(3.31) then give to first order in k :

$$S^t = \mp k^{1/2}(1 + k - \frac{n\Delta t}{2t_o}) \cos \left[c_1 + (1 - 3k - \frac{3}{4}n\frac{\Delta t}{t_o})\Omega_N \Delta t \right] \quad (3.49)$$

$$S^r = \mp \sin \left[c_1 + (1 - 3k - \frac{3}{4}n\frac{\Delta t}{t_o})\Omega_N \Delta t \right] \quad (3.50)$$

$$S^\phi = \mp(1 + \frac{k}{2}) \cos \left[c_1 + (1 - 3k - \frac{3}{4}n\frac{\Delta t}{t_o})\Omega_N \Delta t \right]. \quad (3.51)$$

and for $a = e^{Ht}$, with $Ht \ll 1$:

$$S^t = \mp k^{1/2}(1 + k - \frac{Ht}{2}) \cos \left[c_1 + (1 - 3k - \frac{3}{4}Ht)\Omega_N t \right] \quad (3.52)$$

$$S^r = \mp \sin \left[c_1 + (1 - 3k - \frac{3}{4}Ht)\Omega_N t \right] \quad (3.53)$$

$$S^\phi = \mp(1 + \frac{k}{2}) \cos \left[c_1 + (1 - 3k - \frac{3}{4}Ht)\Omega_N t \right]. \quad (3.54)$$

Formally, the time $t_{2\pi}$ is given by equation (3.46). However, to the required accuracy, we may take $t_{2\pi}$ to be the Newtonian value $t_{2\pi} = 2\pi r k^{-1/2}$, in which case $\Omega_N t$ in the above expressions becomes merely 2π . The holonomy for the spin components is then $\Delta S^a = S^a(t_{2\pi}) - S^a(0)$. If one assumes the initial conditions are such that $c_1 = \pi/2$, then with the standard formulas for $\sin(A+B)$ $\cos(A+B)$ we find that holonomy in the spin components for the deSitter case is

$$\Delta S^r = 6\pi k + \frac{3\pi^2 H r}{k^{1/2}}, \quad (3.55)$$

with a similar expression for the power law universe. For an orbit of 1 AU, the first term is $\sim 10^{-7}$ and the second term is $\sim 10^{-8}$. (However at, say, Jupiter's orbit, the second term dominates.) The holonomy in other components vanish to this order, as can be seen in Figure 2.

Complete numerical integration shows that, in the scale of earth's orbit around the sun, there is virtual no difference between the power law expansion and deSitter expansion of the universe. The total holonomy in one complete rotation is found to be:

$$\Delta S_1^a \sim [10^{-15}, 10^{-7}, 0, 10^{-11}] \quad (3.56)$$

Although this is in principle detectable, with advanced enough technology, the problem of keeping the ‘stationary’ observer at the same comoving radius probably makes this proposal unviable even in principle. Is there a simpler proposal? We turn to one possibility now.

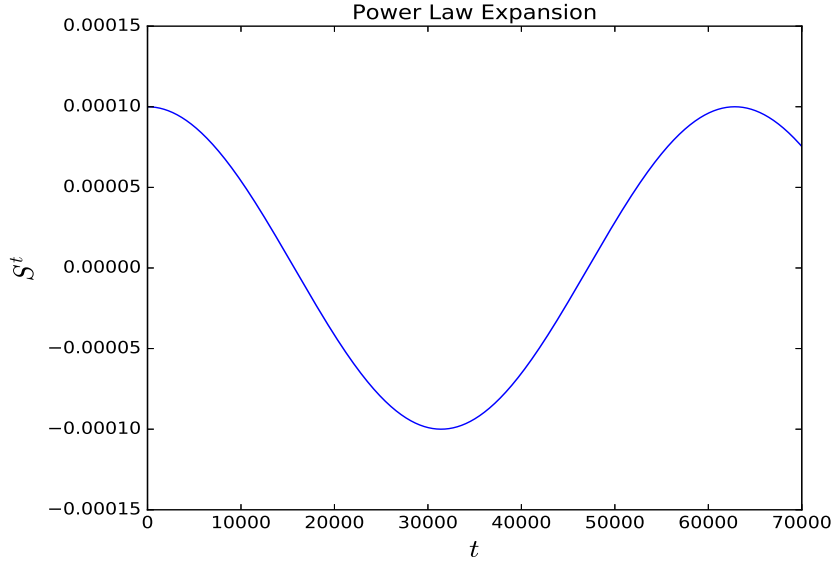


FIG. 2. Spin vector solution S^t for power law expansion, $a(t) = (t/t_0)^{2/3}$. Numerically, the net holonomy in this component is calculated to be of the order 10^{-16} .

2. Experiment with two counter orbiting gyroscopes

We reiterate that to compute holonomy one must compare the components of the tangent vector after the particle or measuring apparatus has traversed a closed path. With only a single apparatus the comparison cannot be made because the apparatus is no longer in its original spacetime position. We can, however, imagine two devices with their spin vectors aligned at time $t = 0$, which are then sent out on circular geodesic orbits as above in opposite directions through an angle 2π , to meet at the same comoving observation point. Since the two devices have an Ω of the same magnitude but opposite sign at every point, the changes in the vector components will add, and so the total holonomy of each will be half of their sum.

Geometrically, the picture of this holonomy is as follows: At the initial time, $S^a(t_0) = [S^t(t_0), S^r(t_0), 0, S^\phi(t_0)]$, while at $t = t_{2\pi}$, the vector becomes $S^a(t_{2\pi}) = [S^t(t_{2\pi}), S^r(t_{2\pi}), 0, S^\phi(t_{2\pi})]$. This represents boosts

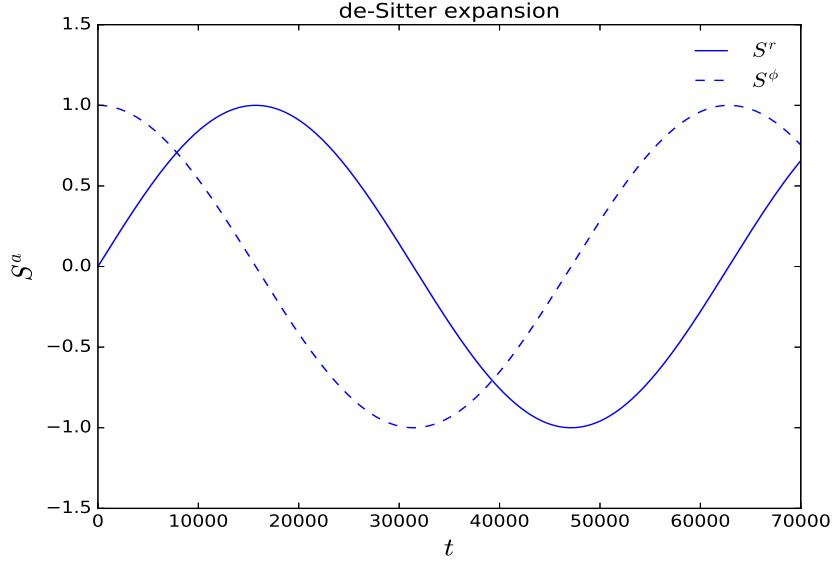


FIG. 3. *Spin vector solutions for deSitter expansion, $a(t) = e^{Ht}$, where $H = \text{const.}$ These solutions are identical to the power law expansion, using the same initial conditions as in that case.*

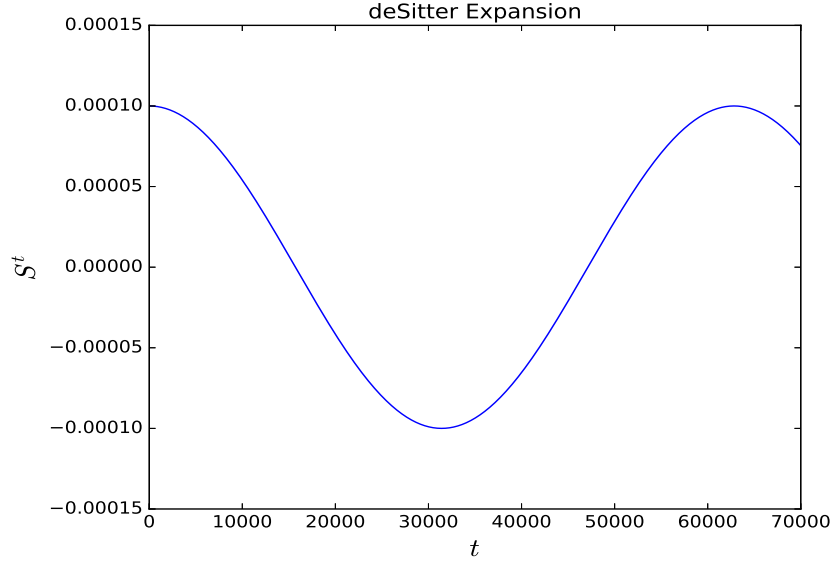


FIG. 4. *S^t solution for deSitter expansion, $a(t) = e^{Ht}$.*

in two different directions relative to the tetrad frame, which by (2.18), because the magnitude of the vector remains unchanged, is a Lorentz transformation. The sum of the boosts in different directions represents a rotation. Since $S^\theta = 0$, the net change of the spatial part of the vector S^a

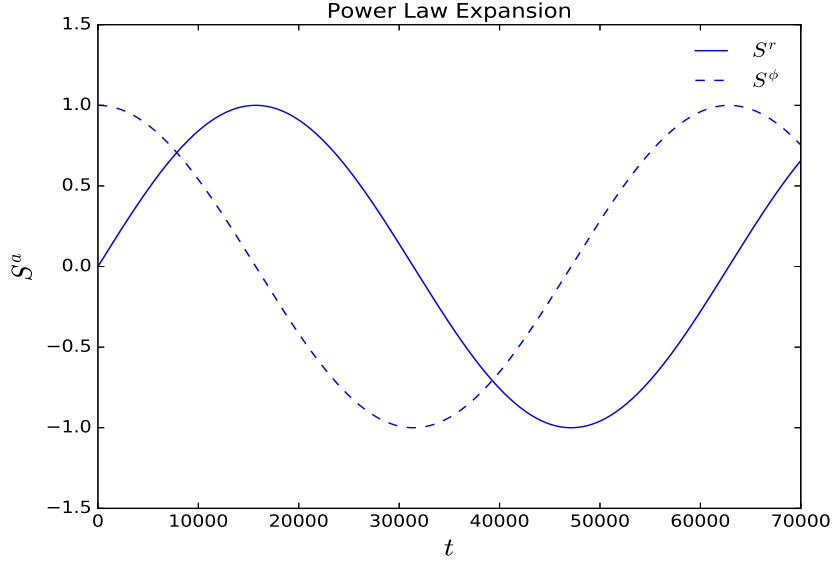


FIG. 5. *Spin vector solutions, S^r and S^ϕ , with $k = 10^{-8}$ and $H = 10^{-15}$ as the initial conditions for power law expansion, $a(t) = (t/t_0)^{2/3}$, where t is the numerical integration time. Eq. (3.28) is used as the expression for $\Psi(t)$, and we find the net holonomy in the spin components to be the same as predicted when taking the expression for $\Psi(t)$ to first order in k , Eq. (3.48).*

lies in the (r, ϕ) plane, in other words, the θ direction.

This can be seen more formally by examining the Lorentz Group commutation relations

$$[J_i, J_j] = i\varepsilon_{ijk}J_k, \quad [J_i, M_j] = i\varepsilon_{ijk}M_k, \quad [M_i, M_j] = -i\varepsilon_{ijk}J_k. \quad (3.57)$$

Here, J_i is the generator of rotations M_i is the generator of boosts. The last commutator shows the spatial holonomy will be in the θ direction, as stated.

The change in the vectors are the same as in the experiment in the previous section, but in this case the net holonomy change will be $2\Delta S^a$. Hence, as before, on the scale of the solar system there will be no difference between the power law expansion and deSitter expansion of the universe, and the order of the net holonomy remains $\Delta S^a \sim [10^{-15}, 10^{-7}, 0, 10^{-11}]$.

IV. DISCUSSION

The outcome of the experiments we have discussed depends on the scale at which static or quasi-static domains coalesce out of the expanding universe as structure formation takes place. This is essentially the issue of virialization of emerging gravitational structures[15]. Given that virialization takes place on the scale of galactic clusters, this is in principle the scale on which one would have to carry out realistic experiments. Nevertheless, in the tradition of Einstein and Strauss[1] and Noerdlinger and Petrosian[2], it is interesting to consider idealized experiments that show effects on solar-system scales, assuming that the solar system is directly embedded in an expanding universe. The McVittie metric has enabled us to calculate the holonomy produced in gyroscopic on such scales. One might perform similar calculations for other spacetimes too, for example the Tolman models. However none of those models have the limiting cases of pure Schwarzschild geometry on the one side and pure FLRW geometry on the other, which the McVittie spacetime has. Hence the results in those cases would be more unrealistic.

The key difference between a pure Schwarzschild geometry and the McVittie spacetime that emerges from our calculation is the variation in both amplitude and frequency in the oscillations of a gyroscope's spin vector in the McVittie case. The table below summarizes the numerical results of the experiments we have discussed, including the fractional change of components of the spin vector between the two spacetimes.

	Schwarzschild	McVittie	Fractional change
S^t	-1.185×10^{-15}	-4.324×10^{-15}	2.647
S^r	1.184×10^{-7}	1.182×10^{-7}	-1.689×10^{-3}
S^ϕ	-1.185×10^{-11}	-1.183×10^{-11}	-1.687×10^{-3}

Clearly, the only substantive fractional change in holonomy takes place in the time component of the spin vector. As the order of magnitude of that holonomy is only $\sim 10^{-15}$, however, to distinguish the two geometries does not appear feasible on solar system scales because, as just mentioned, the virialization scale is so much larger. Nevertheless the proposal is conceptually interesting within the context of that other papers we have mentioned, and indeed in the more context of any consideration

of how the universe at large influences local physics.

V. ACKNOWLEDGEMENTS

RG, GE and MC thank the South African National Research Foundation (NRF) for support, and GE thanks the University of Cape Town Research Committee (URC) for financial support.

-
- [1] A. Einstein and E. G. Straus *Reviews of Modern Physics*, **17**, 120-124. (1945).
 - [2] D. Noerdlinger and V. Petrosian *The Astrophysical Journal* **168**, 1-9 (1971).
 - [3] I. Bochicchio and V. Faraoni *Gen. Rel. and Grav.* **44**, 1479-1487 (2012).
 - [4] V. Faraoni and A. Jacques *Phys. Rev. D* **76** 063510 (2007).
 - [5] F. I. Cooperstock, V. Faraoni and D. N. Vollick, *Ap. J.*, **503**, 61-66 (1998).
 - [6] G. C. McVittie *MNRAS* **93**, 325-339 (1933).
 - [7] B. Nolan *Phys. Rev. D* **58** 064006 (1998); B. Nolan *Class. Quant. Grav.* **16** 1227- (1999); B. Nolan *Class. Quant. Grav.* **16** 3183- (1999);
 - [8] N. Kaloper, M. Kleban and D. Martin, *Phys. Rev. D* **81** 104044 (2010).
 - [9] K. Lake and M. Abdelqader *Phys. Rev. D* **84** 044045 (2011).
 - [10] T. Rothman, G. Ellis and J. Murugan *Class. Quant. Grav.* **18** 1217-1234 (2001).
 - [11] J Droste "The field of a single centre in Einstein's theory of gravitation, and the motion of a particle in that field," *Koninklijke Nederlandsche Akademie van Wetenschappen, Proceedings* **19**, 197 (1917).
 - [12] V. Faraoni, *Cosmological and Black Hole Apparent Horizons*, (New York: Springer, 2015), chap. 4.
 - [13] J. Hartle, *Gravity, An Introduction to Einstein's General Relativity* (San Francisco: Addison Wesley, 2003), chap. 14.
 - [14] M. Abramowitz and I. Stegun, eds. *Handbook of Mathematical Functions* (New York: Dover, 1965), secs. 9.2.1, 9.2.2.
 - [15] P J E Peebles *The large-scale structure of the universe*. Princeton University Press, 1980.