

Tidal Deformabilities and Neutron Star Mergers

Tianqi Zhao* and James M. Lattimer†

Department of Physics & Astronomy, Stony Brook University, Stony Brook, NY 11794-3800

(Dated: October 24, 2018)

Finite size effects in a neutron star merger are manifested, at leading order, through the tidal deformabilities of the stars. If strong first-order phase transitions do not exist within neutron stars, both neutron stars are described by the same equation of state, and their tidal deformabilities are highly correlated through their masses even if the equation of state is unknown. If, however, a strong phase transition exists between the central densities of the two stars, so that the more massive star has a phase transition and the least massive star does not, this correlation will be weakened. In all cases, a minimum deformability for each neutron star mass is imposed by causality, and a less conservative limit is imposed by the unitary gas constraint, both of which we compute. In order to make the best use of gravitational wave data from mergers, it is important to include the correlations relating the deformabilities and the masses as well as lower limits to the deformabilities as a function of mass. Focusing on the case without strong phase transitions, and for mergers where the chirp mass $\mathcal{M} \leq 1.4M_\odot$, which is the case for all observed double neutron star systems where a total mass has been accurately measured, we show that the ratio of the dimensionless tidal deformabilities satisfy $\Lambda_1/\Lambda_2 \sim q^6$, where $q = M_2/M_1$ is the binary mass ratio; Λ and M are the dimensionless deformability and mass of each star, respectively. Moreover, they are bounded by $q^{n_-} \geq \Lambda_1/\Lambda_2 \geq q^{n_0+qn_1+}$, where $n_- < n_0+qn_1+$; the parameters depend only on \mathcal{M} , which is accurately determined from the gravitational-wave signal. We also provide analytic expressions for the wider bounds that exist in the case of a strong phase transition. We argue that bounded ranges for Λ_1/Λ_2 , tuned to \mathcal{M} , together with lower bounds to $\Lambda(M)$, will be more useful in gravitational waveform modeling than other suggested approaches.

PACS numbers: 95.85.Sz, 26.60.Kp, 97.80.-d

I. INTRODUCTION

Finite size effects in a binary neutron star merger are manifested, to lowest order, through the tidal deformabilities of the individual stars. The tidal effects are imprinted in the gravitational-wave signal through the binary tidal deformability [1, 2]

$$\tilde{\Lambda} = \frac{16(12q+1)\Lambda_1 + (12+q)q^4\Lambda_2}{13(1+q)^5}, \quad (1)$$

where $q = M_2/M_1 \leq 1$ is the binary mass ratio. The dimensionless deformability of each star is

$$\Lambda_{[1,2]} = \frac{2}{3}k_{2,[1,2]} \left(\frac{R_{[1,2]}c^2}{GM_{[1,2]}} \right)^5, \quad (2)$$

where k_2 is the tidal Love number [1–3], which is the proportionality constant between an external tidal field and the quadrupole deformation of a star. $R_{[1,2]}$ and $M_{[1,2]}$ are the radii and masses of the binary components, respectively. k_2 can be readily determined from a first-order differential equation simultaneously integrated with the two usual TOV structural equations [4, 5] and has values ranging from about 0.05 to 0.15 for neutron stars. For black holes, $k_2 = 0$. The tidal deformations

of the neutron stars result in excess dissipation of orbital energy and speed up the final stages of the inspiral. Tidal deformations act oppositely to spin effects, which tend to be more important during earlier stages of the observed gravitational wave signal.

The gravitational waves from the recently observed merger of two neutron stars, GW170817, were analyzed by the LIGO/VIRGO collaboration [6] (hereafter LVC), and subsequently reanalyzed by De et al. [7] (hereafter DFLB³) and also the LIGO/VIRGO collaboration [8] (Hereafter LVC2). In the LVC analysis, the gravitational-wave signal was fitted to the Taylor F2 post-Newtonian aligned-spin model [9–14] which has 13 parameters. 7 of those parameters are extrinsic, including the sky location, the source’s distance, polarization angle and inclination, and the coalescence phase and time. The remaining 6 parameters are intrinsic, including the masses M_1 and M_2 , dimensionless tidal deformabilities $\Lambda_{[1,2]}$, and the component’s aligned spins $\chi_{[1,2]} = cJ_{[1,2]}/GM_{[1,2]}^2$, where J is the angular momentum. The reanalysis of DFLB³ differed from that of LVC chiefly in that electromagnetic observations were used to fix the source location and distance and in the adoption of the relation $\Lambda_1/\Lambda_2 = q^6$, expressing the assumption that the two stars have a common equation of state (EOS). They justified this assumption using parameterized hadronic EOSs modeled using a fixed neutron star crust and three high-density polytropic segments whose parameters were restricted by causality and a minimum value of an assumed neutron star maximum mass. DFLB³ also employed the causal lower limit to $\Lambda(M)$ in their analysis. In contrast, the analysis of

* tianqi.zhao@stonybrook.edu

† james.lattimer@stonybrook.edu

LVC assumed uncorrelated priors for Λ_1 and Λ_2 , thereby assuming that the two stars did not have the same equation of state, and did not consider causality-violating values of Λ_1 or Λ_2 . DFLB³ showed that models including correlations were favored by odds ratio $\gtrsim 100$ over models using uncorrelated deformabilities, and, furthermore, that including deformability correlations reduced the 90% confidence upper limit to the binary deformability by about 20%. The latter result was confirmed by LVC2, who reanalyzed the GW170817 signal including deformability correlations using two different prescriptions.

It is reasonable to assume that future investigations of neutron star mergers will treat Λ_1 and Λ_2 as correlated parameters, irrespective of which waveform model is used. The purposes of this paper are 1) to replace the approximate result $\Lambda_1/\Lambda_2 = q^6$ with analytic bounds suitable for use in existing methods of fitting gravitational-wave signals of neutron star mergers, 2) to establish realistic lower limits to $\Lambda(M)$, 3) to compare our method with one proposed by Yagi and Yunes [15], and 4) to determine modifications to deformability correlations due to the possible existence of a strong first order phase transitions in the density range between the central densities of the two stars. In this case, the more massive star will be considered to be a *hybrid* star, in contrast to the lower mass star which we refer to as a *hadronic* star. This oversimplified notation harks back to the possibility of a hybrid hadronic-quark matter star in which the quark matter-hadronic matter interface has a surface tension too large to permit a smooth Gibbs phase transition. In the event of a strong first order phase transition, the more massive star can have a radius and tidal deformability much smaller than the lower mass star, even though their masses are nearly equal. This weakens the correlations otherwise evident between the tidal deformabilities and masses.

In addition to bounds on the deformability ratio Λ_1/Λ_2 , future analyses will benefit from the incorporation of absolute lower bounds to $\Lambda(M)$ available from consideration of the *maximally compact* EOS [16, 17], which are limited by causality and the observed minimum value of the neutron star maximum mass. This EOS assumes that the matter pressure is essentially zero below a fiducial density n_o that is a few times the nuclear saturation density, and that above this density the sound speed is equal to the speed of light. However, we also determine a more realistic and less extreme lower bound in which the pressure in the vicinity of the nuclear saturation density is instead limited from below by the unitary gas constraint thought to be applicable for neutron star matter [18]. Upper bounds to $\Lambda(M)$ are available from nuclear theory and experiment, but are unfortunately model-dependent, and astrophysical observations also cannot yet provide accurate upper bounds. We will, however, explore the sensitivity of both lower and upper deformability bounds to assumptions concerning the minimum pressure of neutron star matter and also the

minimum and maximum values assumed for the neutron star maximum mass.

This paper is organized as follows: §II describes the most likely masses and spins for merging neutron star systems, and §III reviews how tidal deformabilities are defined and calculated. §IV outlines the parameterized equations of state used in this paper and the resulting tidal deformabilities and their bounds, while §V outlines results for the binary tidal deformabilities and their bounds. §VI establishes the correlations of tidal deformabilities with masses and compares our approach with other work. The lower bounds on deformabilities from causality are summarized in §VII, and those from the unitary gas and neutron matter constraints are discussed in §VIII. Deformability constraints for hybrid stars are established in §IX. We summarize our conclusions in §X.

II. LIKELY MASS AND SPIN RANGES FOR OBSERVABLE MERGING NEUTRON STAR SYSTEMS

It seems likely that future observations of merging neutron stars, like GW170817, will have component masses and spins similar to those of known double neutron star systems (DNS). Known systems contain at least one pulsar and their masses and spins have been determined by pulsar timing. There are 9 systems in which both masses are accurately determined, and 7 others for which only the total mass $M_T = M_1 + M_2$ is known with precision [19]. Determination of q and \mathcal{M} for the former systems is straightforward. However, even in the latter cases, some information about \mathcal{M} and q can be established, using the theoretical paradigm that the minimum neutron star mass is $\gtrsim 1.1M_\odot$ (for further discussion, see Ref. [17]). Note that we can write

$$\begin{aligned} \mathcal{M} &= \frac{M_1^{3/5} M_2^{3/5}}{M_T^{1/5}} = M_T^{2/5} \left(1 - \frac{M_2}{M_T}\right)^{3/5} M_2^{3/5}, \\ q &= \frac{M_2}{M_1} = \frac{M_2}{M_T - M_2} \end{aligned} \quad (3)$$

so the restriction $1.1M_\odot \leq M_2 < M_T/2$ determines $\mathcal{M}(q)$. Values for \mathcal{M} and q for known DNS are shown in Fig. 1. Two systems have $q < 0.9$, but also have gravitational decay times τ_{GW} longer than the age of the universe and so may not be representative of observed merging systems.

In the same way, the spin parameters $\chi = 2\pi I c / (GM^2 P)$ of the pulsars in these systems, where P is the spin period and I the moment of inertia, can be estimated. One system, PSR 3039-0737 [21], contains two pulsars, so there are 10 pulsars with known masses and spins in these systems. Using the piecewise polytrope ansatz (see below) in the slow-rotation limit, it has been determined [20] that

$$\frac{I}{MR^2} \simeq 0.01 + 1.2\beta^{1/2} - 0.1839\beta - 3.735\beta^{3/2} + 5.278\beta^2, \quad (4)$$

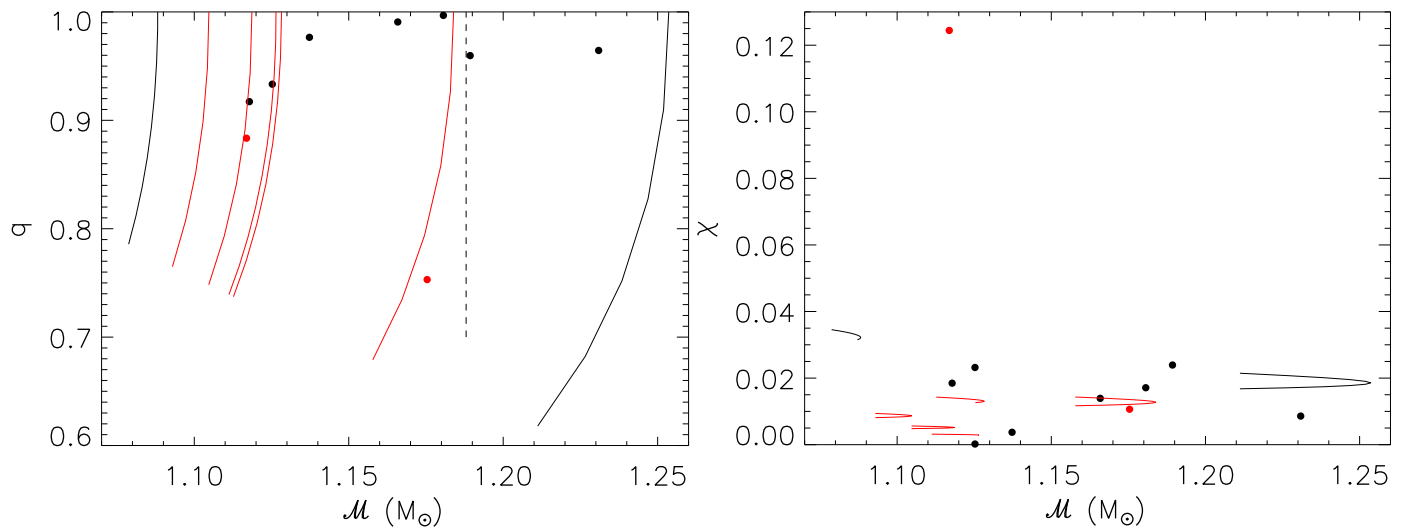


FIG. 1. Left: Binary mass ratio q as a function of chirp mass \mathcal{M} for known double neutron star (DNS) systems [19]. \mathcal{M} for GW170817 is indicated by the vertical dashed line. Right: Spin parameters for pulsars in known DNS systems. For both figures, curves represent possible values for systems in which the total mass, but not q , is accurately known; the minimum value of q is determined by $M_2 > 1.1M_\odot$. Red curves and points indicate systems for which the merger timescale τ_{GW} is longer than the age of the Universe.

where $\beta = GM/Rc^2$ is the compactness parameter and R is the circumferential stellar radius, assuming that the minimum neutron star maximum mass is $1.97M_\odot$. Using $R \simeq 12$ km, estimates for χ are also displayed in Fig. 1. These estimates do not reflect the fact that the spins at merger in almost all systems will be much smaller than their current values. For example, PSR 1913+16A, with $\mathcal{M} = 1.23M_\odot$, has $\tau_{GW}\dot{P} \simeq 1.3P$ [22]. Note that one star (J1807–2500B, which might not even be a DNS system [23]) has $\chi \simeq 0.12$, much larger than the other 15 cases, but exists in a system with τ_{GW} longer than the Universe’s age and so may not be typical of an observed merging system.

It therefore seems reasonable to assume that potential future mergers, like GW170817, will have $1M_\odot \leq \mathcal{M} \leq 1.3M_\odot$, $0.9 \leq q \leq 1$ and component spin parameters $\chi \lesssim 0.02$. Calculation of the tidal deformabilities and moments of inertia in the slow-rotation limit seems justified.

III. CALCULATION OF TIDAL DEFORMABILITIES

The dimensionless tidal deformability parameter Λ can be calculated in the small quadrupole deformation limit from [4]

$$\Lambda = \frac{16g}{15} [4\beta^2(3 - 9\beta + 4\beta^2 + 6\beta^3) + 3g \ln(1 - 2\beta) - 2\beta z_R(1 - \beta)(1 - 2\beta)(3 - 6\beta - 2\beta^2)]^{-1} \quad (5)$$

where

$$g = [2\beta(1 + z_R) - z_R](1 - \beta)^2. \quad (6)$$

$z_R = z(R)$ is the surface value of the variable $z(r)$ determined by the first-order equation [5]

$$\frac{dz}{dr} = \frac{f_1 - f_2 + f_3}{r(r - 2Gm/c^2)} \quad (7)$$

with the boundary condition at the origin $z(r = 0) = 0$, and

$$\begin{aligned} f_1 &= zr \left[\left(1 - \frac{2Gm}{rc^2} \right) (4 + z) + 1 \right] - \frac{8Gm}{c^2}, \\ f_2 &= \frac{4G^2}{c^4} \frac{(m + 4\pi p r^3/c^2)^2}{r - 2Gm/c^2}, \\ f_3 &= \frac{4\pi G r^3}{c^4} \left[(2 + z)(p - \varepsilon) + 5\varepsilon + 9p + \frac{\varepsilon + p}{c_s^2/c^2} \right]. \end{aligned} \quad (8)$$

m , p and ε are the enclosed mass, pressure and mass-energy density at the radius r , respectively, related by the usual general relativistic structure equations. Note the appearance of the sound speed $c_s = c\sqrt{\partial p/\partial \varepsilon}$ in Eq. (8). In the case of a first-order phase transition in which a discontinuity $\Delta\varepsilon_t$ occurs at the radius r_t where the pressure and enclosed mass are p_t and m_t , respectively, and $c_s = 0$ within the transition, a correction term $\Delta z = -4\pi\Delta\varepsilon_t r_t^3/m_t c^2$ [5] must be added to z at the radius r_t . In the case of small $\beta \lesssim 0.1$, there are severe cancellations in Eq. (5), and a Taylor expansion in β [5] is utilized for accuracy. However, we only consider neutron stars with $M \geq 1.1M_\odot$ for which $\beta \gtrsim 0.11$.

IV. PARAMETERIZED EQUATIONS OF STATE AND THE TIDAL DEFORMABILITY

The intrinsic parameters describing neutron stars in gravitational waveform modeling include the component

masses, spins and tidal deformabilities. Spins are described by the dimensionless spin parameters χ_1 and χ_2 , while the deformabilities are described by the parameters Λ_1 and Λ_2 for nonspinning stars. For nonspinning stars, Λ is determined only by M for a given EOS. Even though the EOS is *a priori* unknown, it is nevertheless bounded by general considerations such as thermodynamic stability, causality, the necessity to produce stars with a minimum value of M_{max} , and nuclear physics considerations. Therefore, values of Λ_2 and Λ_1 , for specified values of m_1 and m_2 , must also be bounded. These bounds appear as correlations among $\Lambda_1, \Lambda_2, M_1$ and M_2 .

In their analysis of GW170817, LVC did not take any correlations among $\Lambda_1, \Lambda_2, M_1$ and M_2 into account. DFLB³, for reasons summarized below, adopted the correlation $\Lambda_1/\Lambda_2 = q^6$ and were able to show that models with this deformability correlation were favored relative to models without it by odds ratio greater than 100. Furthermore, they showed that including deformability correlations generally reduced the 90% confidence upper limit to the binary deformability by about 20% (a result confirmed by LVC2). However, since the EOS is uncertain, the ratio Λ_1/Λ_2 has a finite range around the value q^6 . LVC2 used the methodology of Ref. [15, 24] to estimate this range statistically from fits to realistic EOSs. Instead we will determine bounds to Λ_1/Λ_2 in an EOS-insensitive fashion, using causality and the observed minimum value for the neutron star maximum mass. We will compare this approach with that adopted by LVC2 in §VI.

We will bound Λ_1/Λ_2 as a function of q using thousands of equations of state computed using the piecewise-polytrope methodology [20, 25–27]. We find that these bounds can be expressed in terms of particularly simple analytic forms. Although Ref. [28] argues that piecewise polytropes are less accurate than other methods, such as spectral decomposition, accuracy is not a consideration. Rather, we are only interested in the allowed range of deformabilities. In fact, since the spectral decomposition technique smooths equations of state near segment boundaries, it actually misses some possibilities compared to piecewise polytropes and may understate the true bounds. The same is true for the QCD-motivated scheme of Ref. [29] which requires all EOSs to asymptotically approach $c_s = c/\sqrt{3}$ at high densities.

Read et al. [25] found that high-density cold equations of state could be relatively faithfully modeled with three polytropic segments coupled to a crust equation of state. The crust equation of state applies for densities below $n_0 \sim n_s/2$, where $n_s = 0.16 \text{ fm}^{-3}$ is the nuclear saturation density; this region is dominated by nuclei in a Coulomb lattice together with a neutron liquid in chemical potential and pressure equilibrium. The details of the crust equation of state are not important as differences among existing models produce very small effects for the structure of stars more massive than a solar mass. Each segment is described by the polytropic equation of state $p = K_i n^{\gamma_i}$ for the region $n_{i-1} < n < n_i$ for $i = 1 - 3$

where p is the pressure. Knowledge of n_0 and p_0 , and continuity of p and the energy density ε at the boundaries, determines K_i and leaves 6 free parameters, n_i and γ_i for $i = 1 - 3$, or, equivalently, n_i and p_i . Within the polytropic segment i , the energy density is given by

$$\varepsilon = \varepsilon_{i-1} \frac{n}{n_{i-1}} + \frac{p - p_{i-1}(n/n_{i-1})}{\gamma_i - 1}, \quad n_{i-1} \leq n \leq n_i. \quad (9)$$

The polytropic indices and the energy densities at the boundaries are given by

$$\begin{aligned} \varepsilon_i &= \frac{p_i}{\gamma_i - 1} + \left(\varepsilon_{i-1} - \frac{p_{i-1}}{\gamma_i - 1} \right) \frac{n_i}{n_{i-1}}, \\ \gamma_i &= \frac{\ln(p_i/p_{i-1})}{\ln(n_i/n_{i-1})} \quad i = 1, 2, 3. \end{aligned} \quad (10)$$

Ref. [25] made the additional observation that a wide variety of equations of state could be accurately described with a single set of boundary densities: $n_3 \simeq 2n_2 \simeq 4n_1 \simeq 7.4n_s$. Assuming these values leaves three free parameters p_i for $i = 1 - 3$. We stress that a specific equation of state could be more accurately modeled with a larger number of segments, but we are chiefly concerned with achieving an exhaustive coverage of pressure-energy density (or mass-radius) space. We have shown that adding more segments does not expand this coverage significantly for hadronic stars. In §IX, we add additional parameters to ensure a complete coverage of the possibility of hybrid configurations.

Some results for neutron star structure with the piecewise polytrope methodology have been previously reported [20, 27]. We summarize here our specific assumptions:

- Neutron stars have hadronic crusts which terminate at the fixed density $n_0 = n_s/2.7$, where $p_0 = 0.2177 \text{ MeV fm}^{-3}$, $\varepsilon_0 = 56.24 \text{ MeV fm}^{-3}$ and $e_0 = \varepsilon_0/n_0 - mc^2 = 9.484 \text{ MeV}$, values obtained by interpolating the SLy4 EOS [30]. Here, $e(n, x)$ is the internal energy per baryon and $mc^2 = 939.566 \text{ MeV}$.
- The first polytropic segment between n_0 and $n_1 = 1.85n_s$ is constrained by neutron matter calculations [31] such that $8.4 \text{ MeV fm}^{-3} \lesssim p_1 \lesssim 20 \text{ MeV fm}^{-3}$ used in our previous studies. However, we deliberately choose here a 50% larger upper bound, 30 MeV fm^{-3} , in order to obtain values of $\tilde{\Lambda}$ that are well above the 90% confidence limit inferred from the LVC analysis of GW170817. We also consider a smaller lower limit to p_1 , 3.74 MeV fm^{-3} , arising from the unitary gas constraint [18], separately in §VIII. We note the value of p_1 effectively determines the nuclear symmetry energy S_v and its slope parameter L at the nuclear saturation density. Assuming that higher-than-quadratic terms in the Taylor expansion of the nuclear energy per particle $e(n, x)$ in powers of the neutron excess $1 - 2x$ are negligible near $n = n_s$, and also that the proton

fraction $x \sim 0$, one has

$$\begin{aligned} S_V &= e(n_s, 0) - e(n_s, 1/2) \\ &= e_0 + B + \frac{p_0}{n_0(\gamma_1 - 1)} \left[\left(\frac{n_s}{n_0} \right)^{\gamma_1 - 1} - 1 \right], \\ L &= \frac{3p(n_s, 0)}{n_s} = 3 \frac{p_0}{n_0} \left(\frac{n_s}{n_0} \right)^{\gamma_1 - 1}, \end{aligned} \quad (11)$$

where $B = -e(n, 1/2) \simeq 16$ MeV is the bulk binding energy of symmetric matter. We find using Eqs. (10) and (11) that $2.27 \leq \gamma_1 \leq 3.06$, 33.4 MeV $< S_V < 37.5$ MeV and 38.9 MeV $< L < 85.3$ MeV, approximately the ranges predicted by nuclear experiments and neutron matter theoretical calculations [32], except for S_V which is about 2 MeV larger due to the polytropic approximation.

- The parameter p_2 is limited from above by enforcing causality ($c_s^2/c^2 = \partial p/\partial \varepsilon \leq 1$) at n_2 , which results in the implicit equation for the upper bound to γ_2 ,

$$\gamma_{2,max}(\gamma_{2,max} - 2) = \left[(\gamma_{2,max} - 1) \frac{\varepsilon_1}{p_1} - 1 \right] \left(\frac{n_1}{n_2} \right)^{\gamma_{2,max} - 1}. \quad (12)$$

- The parameter p_3 is limited from above by the condition $\gamma_{3,max} = 1 + \varepsilon_2/p_2$. This value guarantees that causality is violated for the maximum mass configuration for any p_1 and p_2 , but only configurations with $\gamma_3 < \gamma_{3,max}$ (and thus $p_3 < p_{3,max}$) that don't violate causality are ultimately accepted.
- The parameters p_2 and p_3 are limited from below either by $p_3 \geq p_2 \geq p_1$, which guarantees thermodynamic stability, or the requirement that the maximum mass exceeds a fiducial value.

The parameters p_1, p_2 and $\ln p_3$ are uniformly sampled within their respective ranges. The neutron star mass, radius and tidal deformability are found from integration of the normal TOV differential equations together with Eq. (7), in which it is only necessary to specify $p(n)$ and $dp/d\varepsilon$ as functions of $\varepsilon(n)$. For each parameter set, we compute a series of 50 configurations assuming central pressures in the range $(3 \cdot 10^{-5} - 2 \cdot 10^{-3})$ km $^{-2}$. Note that 1 Mev fm $^{-3}$ corresponding to $1.32375 \cdot 10^{-6}$ km $^{-2}$. The lowest central pressure results in stars with $M \sim 0.5M_\odot$. The largest central pressure is always beyond the value which obtains in the lowest assumed maximum mass configuration, $1.90M_\odot$. (The central pressure of the maximum mass star decreases with increasing maximum mass values [33]). The differential equations are solved using $\ln p$ as the independent variable with a variable step-size 4th-5th order Runge-Kutta scheme. In every case, the surface pressure is set to 3×10^{-13} km $^{-2}$. The total mass, moment of inertia and tidal deformability are insensitive to the surface pressure, but the radius is not,

so we employ an analytic correction to compensate for non-zero surface pressures (these are at most 0.1 km in the lowest mass stars).

The value of the neutron star maximum mass plays an important role in the allowed ranges of neutron star masses and radii, as well as in the allowed values of p_2 and p_3 which constrain the equation of state. The left panel of Fig. 2 displays allowed masses and radii as a function of the assumed lower limit to the neutron star maximum mass. Clearly, larger minimum values of the neutron star maximum mass prohibit smaller neutron star radii for every mass and more severely constrain allowed trajectories of the $M - R$ relation. Nevertheless, the minimum value of $p_1, p_{1,min}$ is an important factor determining the minimum neutron star radius. We found that if $p_{1,min}$ is reduced to the unitary gas minimum, 3.74 MeV fm $^{-3}$, radii of $1.4M_\odot$ stars as low as 10.4 km may be achieved for $M_{max} = 1.90M_\odot$. The maximum neutron star radius is determined by the maximum value of $p_1, p_{1,max}$ but not by the maximum mass, as the radius is insensitive to the high-density equation of state. These results straightforwardly follow from the fact that the pressure in the density range $1 - 2n_s$, i.e., p_1 , and $R_{1.4}$, the radii of $1.4M_\odot$ stars, are known to be highly correlated [34].

The right panel of Fig. 2 shows allowed regions of p as a function of ε , which show greater restrictions as the minimum value of the neutron star maximum mass is increased. At lower densities, $\varepsilon \lesssim 300$ MeV fm $^{-3}$ (which corresponds to $p \leq p_1$), the effect of the maximum mass is small until $M_{max} \gtrsim 2.3M_\odot$. Recall that the saturation density $n_s \simeq 0.16$ fm $^{-3}$ corresponds to $\varepsilon \simeq 150$ MeV fm $^{-3}$. But for higher densities, the maximum mass constraint becomes important for smaller values of M_{max} .

The dimensionless deformability as a function of M and R for causally-constrained piecewise polytropes are shown in Fig. 3. In this figure, individual configurations are color-coded according to their radii. Clearly, there are well-defined upper and lower bounds for $\Lambda(M)$, with the upper (lower) bound defined by the stars with the largest (smallest) radii. Thus, as found for radius bounds, the upper bound is determined by $p_{1,max}$ and is not sensitive to the assumed value of M_{max} or $p_{1,min}$, while the lower bound is determined by both $p_{1,min}$ and M_{max} . The lower bound for $\Lambda(M)$ is an important constraint that should be taken into account in gravitational waveform modeling of BNS mergers, and is further explored in §VIII.

The fact that Λ decreases rapidly with M and increases rapidly with R is not surprising given the formula $\Lambda = (2k_2/3)\beta^{-5}$. However, we find for moderate masses that $\Lambda \propto \beta^{-6}$ provides a better description. This follows because the behavior $k_2 \propto \beta^{-1}$ is observed [4, 5] for a wide variety of equations of state in the mass range $1.1M_\odot \lesssim M \lesssim 1.6M_\odot$ (corresponding to, roughly, $0.11 \lesssim \beta \lesssim 0.20$). This mass range is precisely the range expected if observed double neutron star binaries are typical merger candidates, and is the range of neutron star masses inferred for GW170817 [6, 7]. Ref. [34] found that

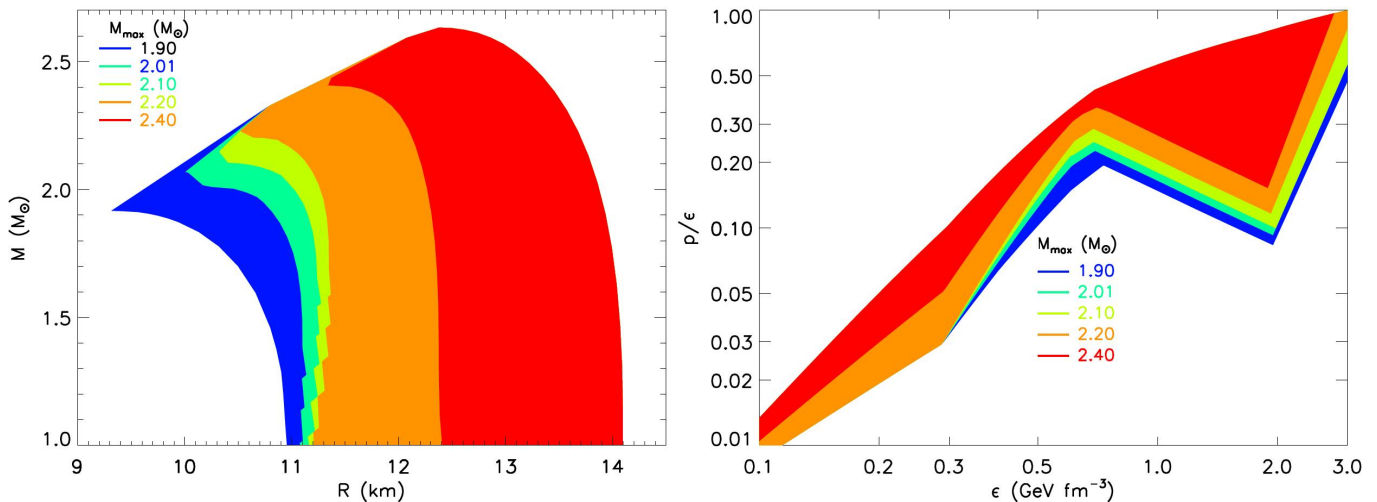


FIG. 2. Left panel: Permitted values of masses and radii for different assumptions about the minimum neutron star maximum mass M_{max} . A minimum value of $p_1 = 8.4 \text{ MeV fm}^{-3}$ was assumed. Right panel: Permitted values of pressure and energy density for different assumptions about M_{max} .

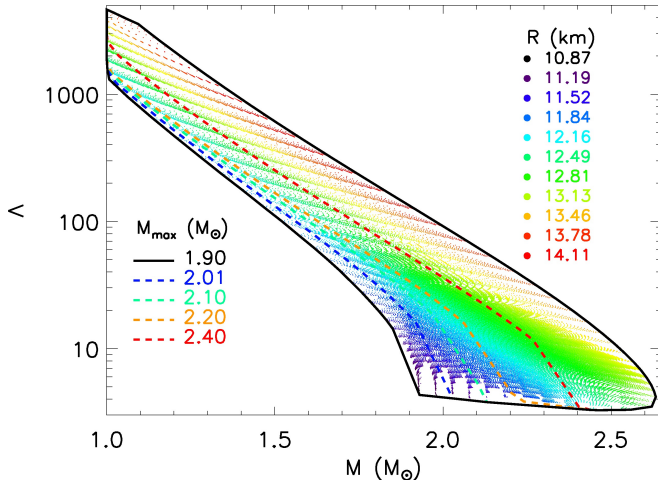


FIG. 3. The dimensionless tidal deformability for individual stars as a function of mass for various equations of state are marked by dots, which are color-coded by their radii. Those configurations lying between the lower solid or colored dashed lines and the upper-most solid line originate from equations of state which satisfy the indicated M_{max} constraint. $p_{1,min} = 8.4 \text{ MeV fm}^{-3}$ and $p_{1,max} = 30 \text{ MeV fm}^{-3}$ were assumed.

$R_{1.4} \propto p^{1/4}$ in the density range $n_s - 2n_s$. Given that $\Lambda \propto R^6$ for a given mass, and $n_s < n_1 < 2n_s$, it follows that $\Lambda_{1.4,max} \propto p_{1,max}^{5/4-3/2}$, which we find to approximately be the case.

These results are illustrated in Fig. 4, which shows $\Lambda\beta^6$ as a function of M . We infer the important result that, in our relevant mass range,

$$\Lambda = a\beta^{-6}, \quad (13)$$

where $a = 0.0085 \pm 0.0010$ bounds the results as long as $M_{max} \gtrsim 2M_\odot$ and $p_{1,min} = 8.4 \text{ MeV fm}^{-3}$. Because Λ

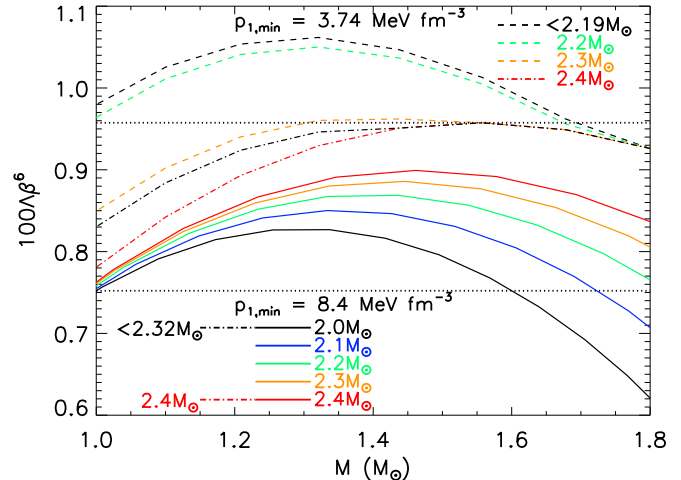


FIG. 4. Bounds of $\Lambda\beta^6$ as a function of mass for piecewise polytropes as constrained by M_{max} and $p_{1,min}$. $p_{1,max} = 30 \text{ MeV fm}^{-3}$ is assumed. Solid curves are lower bounds for the indicated M_{max} . Upper bounds for $p_{1,min} = 3.74$ (8.4) MeV fm^{-3} are shown by dashed (dot-dashed) curves. Note that for $1.1M_\odot < M < 1.6M_\odot$ and $M_{max} > 2M_\odot$ that $\Lambda\beta^6$ is constant to about $\pm 12\%$ (dotted lines).

is largely proportional to R^6 , we find that, in contrast to the situation for Λ , the upper limit of $\Lambda\beta^6$ is insensitive to the value of $p_{1,max}$, and the lower limit is insensitive to $p_{1,min}$. Nevertheless, the upper limit acquires a sensitivity to $p_{1,min}$ because $\Lambda \propto R^6$ is only approximate. It is also noted that for $p_{1,min} = 8.4 \text{ MeV fm}^{-3}$ and $M_{max} \gtrsim 2.32M_\odot$, or $p_{1,min} = 3.74 \text{ MeV fm}^{-3}$ and $M_{max} \gtrsim 2.19M_\odot$, the upper boundary also depends on M_{max} .

We find that the upper bounds for both Λ and $\Lambda\beta^6$ can be further reduced if one can impose an upper limit to

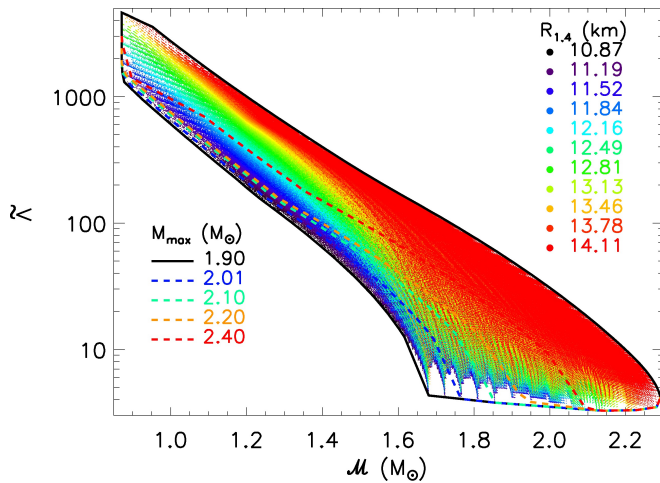


FIG. 5. Similar to Fig. 3, except that the dimensionless binary tidal deformability as a function of chirp mass is displayed, with stellar pairs indicated with dots colored according to the value of $R_{1.4}$ for each assumed equation of state. M_{max} only affects the lower bound. $p_{1,min} = 8.4 \text{ MeV fm}^{-3}$ is assumed.

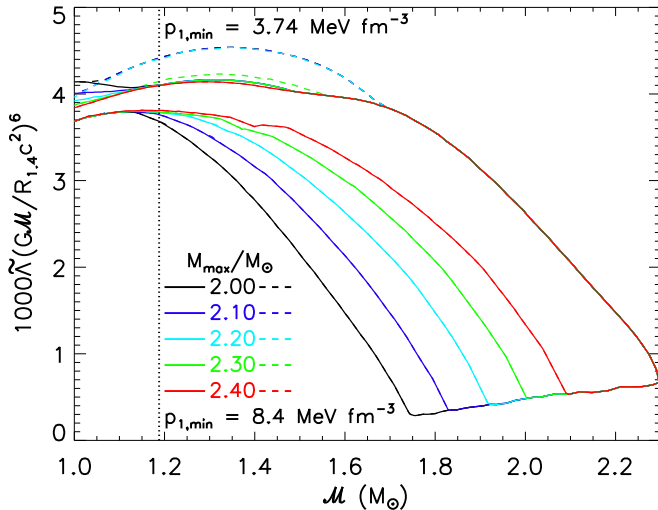


FIG. 6. Similar to Fig. 4, except that bounds of the quantity $\tilde{\Lambda}[GM/(R_{1.4}c^2)]^6$ are displayed. Solid (dashed) lines show bounds for $p_{1,min} = 8.4$ (3.74) MeV fm^{-3} . The chirp mass of GW170817 is shown by the vertical dotted line.

the neutron star maximum mass, as perhaps can be inferred for GW170817 [35, 36]. However, these reductions are realized only for $M/M_{max} > 0.75$, generally outside the interesting range for observed double neutron star binaries. The reductions increase as M/M_{max} increases. For $M_{max} \leq 2.2M_\odot$ and $M = M_{max}$, Λ can be reduced by a factor of 2 and $\Lambda\beta^6$ can be reduced by about 0.001. There is no change to the lower bound of either quantity.

V. THE BINARY DEFORMABILITY

The β -dependence of Λ has interesting consequences for the binary deformability $\tilde{\Lambda}$, Eq. (1). For each equation of state in the piecewise polytrope scheme, one can compute $\tilde{\Lambda}$ for all stellar pairs along the corresponding $M - R$ curve. The results are displayed in Fig. 5, where equations of state are identified by their corresponding value of $R_{1.4}$, the radius of a $1.4M_\odot$ star. This figure bears a striking resemblance to Fig. 3, and suggests that $\tilde{\Lambda} \propto (M/R_{1.4})^{-6}$, at least for values of $\mathcal{M} \lesssim 1.4M_\odot$, a result confirmed in Fig. 6.

As is the case for $\Lambda(M)$, the upper bound of $\tilde{\Lambda}$ depends on $p_{1,max}$ and is insensitive to a lower limit for M_{max} for $\mathcal{M} \gtrsim 1.1M_\odot$ (Fig. 6). The upper bound for $\mathcal{M} \lesssim 1.6M_\odot$ is sensitive to $p_{1,min}$. Similarly, the lower bound to $\tilde{\Lambda}(\mathcal{M})$ depends both on $p_{1,min}$ and M_{max} .

An inferred upper limit to the maximum mass can result in a smaller upper bounds to $\tilde{\Lambda}$ and $\tilde{\Lambda}(GM/R_{1.4}c^2)^6$, but only for $1.55M_\odot < \mathcal{M} < M_{max}/2^{1/5}$ [?]. The maximum reduction to $\tilde{\Lambda}$ is a factor 2 when $M = M_{max}$. If $M_{max} = 2.5$ (≤ 2.4) M_\odot the maximum reduction to $\tilde{\Lambda}(GM/R_{1.4}c^2)^6$ is 0.0002 (0.0005).

It is interesting to note that Eq. (13) allows one to express the binary deformability as

$$\tilde{\Lambda} \simeq \frac{16a}{13} \left(\frac{R_{1.4}c^2}{GM} \right)^6 \frac{q^{18/5}}{(1+q)^{31/5}} \left[r_1^6(1+12q) + r_2^6 \frac{12+q}{q^2} \right], \quad (14)$$

where $r_i = R_i/R_{1.4}$ and i refers to star M_1 or M_2 . For the piecewise polytropes we consider, and in the mass range $1.1M_\odot \leq M \leq 1.6M_\odot$, the radius range is $\Delta R = |R_{M=1.6M_\odot} - R_{M=1.1M_\odot}| \leq 0.47 \text{ km}$ for all viable equations of state. Moreover, the average spread is only $< \Delta R > \simeq 0.1 \text{ km}$, or less than about 1%. Assuming $r_1 \simeq r_2 \simeq 1$ leads to

$$\tilde{\Lambda} \simeq \frac{16a}{13} \left(\frac{R_{1.4}c^2}{GM} \right)^6 \frac{q^{8/5}}{(1+q)^{26/5}} (12 - 11q + 12q^2). \quad (15)$$

This equation is remarkably insensitive to q . In fact, one finds

$$\left(\frac{\partial \tilde{\Lambda}}{\partial q} \right)_{\mathcal{M}} \simeq \tilde{\Lambda} \frac{(1-q)}{5q(1+q)} \left(\frac{96 - 263q + 96q^2}{12 - 11q + 12q^2} \right), \quad (16)$$

showing the derivative vanishes when $q = 1$ and $q = 0.434$. Thus, $\tilde{\Lambda}$ is very insensitive to q for the relevant range $q \gtrsim 1/2$ which follows from $M_{2,min} \simeq 1M_\odot$ and $M_{max} \sim 2M_\odot$. In the case of GW170817, $q \gtrsim 0.7$ to 90% confidence [6]. For a given \mathcal{M} , and assuming $r_i = 1$, one finds that $\tilde{\Lambda}(q = 0.7)/\tilde{\Lambda}(q = 1) = 1.029$. Even for $q = 0.5$, the ratio $\tilde{\Lambda}(q)/\tilde{\Lambda}(1) = 1.11$. (Indeed, one can show that $\tilde{\Lambda}(q = 0.274) = \tilde{\Lambda}(q = 1)$.) Although $\tilde{\Lambda}$ is formally a function of \mathcal{M} , R_1 , R_2 and q , the effective functional dependence of $\tilde{\Lambda}(\mathcal{M}/R_{1.4})^6$ on q is thus very

$p_{1,min}$	3.74		8.4 MeV fm ⁻³	
$\mathcal{M}(M_\odot)$	n_-	n_-	n_{0+}	n_{1+}
1.00	5.1717	5.3242	6.4658	-0.24890
1.05	5.2720	5.4167	6.7470	-0.32672
1.10	5.3786	5.5169	7.0984	-0.44315
1.15	5.4924	5.6252	7.5546	-0.62431
1.188	5.5839	5.7133	8.0322	-0.86884
1.20	5.6138	5.7423	8.1702	-0.91294
1.25	5.7449	5.8693	8.9715	-1.3177
1.30	5.8960	6.0070	9.9713	-1.8091
1.35	6.0785	6.1574	11.234	-2.3970
1.40	6.3047	6.3223	12.833	-3.0232

TABLE I. Hadronic Λ_1/Λ_2 exponents in Eq. (20).

similar to that of $\Lambda\beta^6$ on M , i.e.,

$$\tilde{\Lambda} = a' \left(\frac{R_{1.4} c^2}{GM} \right)^6, \quad (17)$$

where $a' = 0.0035 \pm 0.0007$ bounds the results for $1.0M_\odot \leq \mathcal{M} \leq 1.4M_\odot$. However, for GW170817's value $\mathcal{M} = 1.188M_\odot$, one finds $a' = 0.0039 \pm 0.0002$ with just a $\pm 5\%$ variation (Fig. 6). Roughly, a' is determined by setting $q = 1$ in Eq. (15), or $a' \simeq 2^{-6/5}a$. The larger relative range of a' compared to a is because binaries with $\mathcal{M} \gtrsim 1.2M_\odot$ and small q can contain a massive neutron star $M \gtrsim 1.6M_\odot$.

It is useful to invert Eq. (17) to arrive at an estimate for $R_{1.4}$ that is largely insensitive to the EOS:

$$R_{1.4} \simeq (11.5 \pm 0.3) \frac{\mathcal{M}}{M_\odot} \left(\frac{\tilde{\Lambda}}{800} \right)^{1/6} \text{ km}. \quad (18)$$

For GW170817, the accurately known \mathcal{M} and its inferred a' imply $R_{1.4} \simeq (13.4 \pm 0.1)(\tilde{\Lambda}/800)^{1/6}$ km.

VI. DEFORMABILITY-MASS CORRELATIONS FOR HADRONIC STARS

An immediate result motivated by the observations with piecewise polytropes that $\Lambda \simeq a\beta^{-6}$ and $r_1 \simeq r_2$ is

$$\Lambda_1 \simeq q^6 \Lambda_2. \quad (19)$$

DFLB³ used this correlation in the analysis of the gravitational wave signal from GW170817, allowing a reduction in the number of fitting parameters by one. Use of this correlation resulted in a better model of the event: the odds ratio comparing the results including this correlation to not including it was $\gtrsim 100$ [7]. However, this correlation is not perfect, first because there is a bounding range to a and second, because $dR/dM \neq 0$ in the relevant mass range. We now quantify this uncertainty.

To begin, for piecewise polytropes, we show upper and lower bounds on $\Lambda_2 q^6/\Lambda_1$ in Fig. 7 that would apply

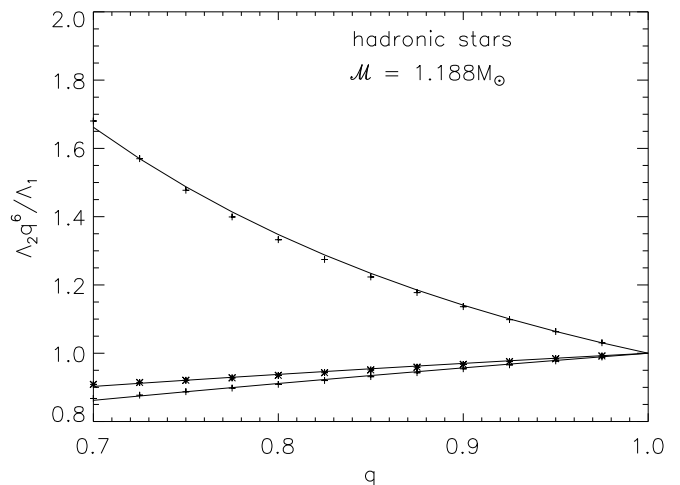


FIG. 7. Symbols show the upper and lower bounds on $\Lambda_2 q^6/\Lambda_1$ as a function of q for hadronic stars as determined from piecewise polytropes assuming $\mathcal{M} = 1.188M_\odot$ for GW170817. The two lower bounds correspond to lower limits $p_{1,min} = 3.74$ MeV fm⁻³ (crosses) and 8.4 MeV fm⁻³ (asterisks). The approximate bounds given by Eq. (20) are shown as black curves.

for GW170817 for which $\mathcal{M} = 1.188M_\odot$ is assumed. One observes a spread around the value of unity predicted by Eq. (19) which expands as q decreases. The lower bound is determined by the assumed lower limit to p_1 , $p_{1,min}$, because those $M - R$ curves can have the largest values of $(c^2/G)dR/dM$ and hence the smallest ratios of Λ_2/Λ_1 for a given q . We show bounds for the cases $p_{1,min} = 3.74$ MeV fm⁻³, the conservative lower limit from the unitary gas constraint, and for 8.4 MeV fm⁻³ from neutron matter theoretical calculations. On the other hand, the upper limit is determined by the $M - R$ curves with the minimum possible value of p_2 , which increases with the assumed minimum value of the maximum mass $M_{max} \geq 2M_\odot$ [27], because those $M - R$ curves can have the smallest (i.e., most negative) values of $(c^2/G)dR/dM$. Importantly, we found that the upper bound to Λ_2/Λ_1 , being a ratio, is not sensitive to $p_{1,max}$ despite the fact that the upper bound to $\Lambda(M)$ is determined by $p_{1,max}$. We have determined that these bounds may be approximated as

$$q^{n_-} \geq \Lambda_1/\Lambda_2 \geq q^{n_{0+} + q^{n_{1+}}}, \quad (20)$$

valid for $q \gtrsim 0.65$, where values for the exponent n_- , for the cases that $p_{1,min} = [3.74, 8.4]$ MeV fm⁻³, and the exponents n_{0+} and n_{1+} are given in Table I.

In future BNS merger events, the chirp masses will likely always be measured to better than $0.01M_\odot$ precision. It is therefore useful to generalize results to different chirp masses by modifying the exponents. We show results for \mathcal{M} in the range $1.0M_\odot \leq \mathcal{M} \leq 1.4M_\odot$ likely to span future mergers in Fig. 8 and summarize the exponents in Table I. Bounds for intermediate values can be interpolated. As before, the lower limits to $\Lambda_2 q^6/\Lambda_1$ are determined by $p_{1,min}$, so the cases $p_{1,min} = 3.74$ MeV

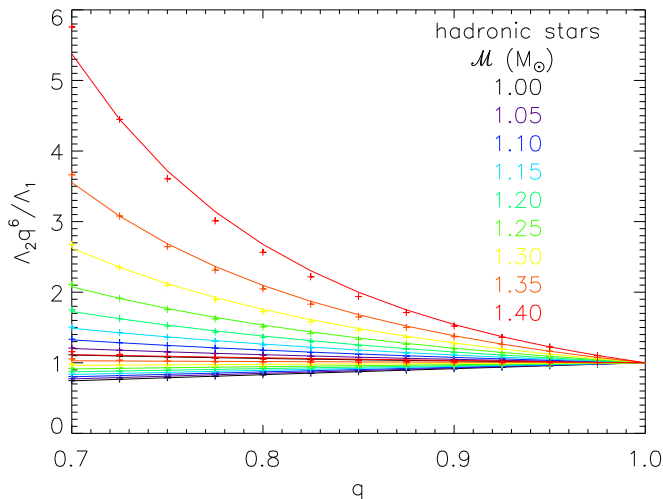


FIG. 8. The same as Fig. 7 but for general chirp mass ranges (color) for hadronic stars. For clarity, lower bounds using $p_{1,min} = 3.74 \text{ MeV fm}^{-3}$ are not shown.

fm^{-3} and 8.4 MeV fm^{-3} are shown separately in Table I. However, they are so similar they cannot be distinguished on the scale of Fig. 8. The upper limit is determined by M_{max} , which is chosen to be $\geq 2M_{\odot}$; as before, it is not sensitive to the value of $p_{1,max}$.

We found that imposing an upper limit to M_{max} does not affect the upper bounds but may slightly increase the lower bounds if $M_{max} < 2.2M_{\odot}$ and $p_{1,min} = 3.74 \text{ MeV fm}^{-3}$.

Another approach was considered by LVC2, who adopted the methodology of Ref. [15], who fitted 11 realistic equations of state to determine the optimum value of Λ_2 as a function of Λ_1, M_1 and M_2 . They expressed their results in terms of the symmetric and antisymmetric combinations of Λ_1 and Λ_2 : $\Lambda_s = (\Lambda_1 + \Lambda_2)/2$ and $\Lambda_a = (\Lambda_2 - \Lambda_1)/2$. Specifically, they determined an analytical expression for the optimum fit of $\Lambda_a(\Lambda_s, q)$ which is valid for physically reasonable values of \mathcal{M} . Ref. [24] furthermore determined the associated standard deviations σ_{Λ_a} for this fit. For their waveform modeling, the LVC2 strategy is to sample prior distributions of Λ_s and q values and to then compute associated ranges of Λ_a values, assumed to have a Gaussian distribution with the aforementioned standard deviations associated with specific choices of Λ_s and q . \mathcal{M} does not appear as a specific parameter. However, this procedure has two disadvantages: it does not allow sampling of the entire physically-allowed $\Lambda_a - \Lambda_s$ space, and, in the case of small values of Λ_s and q , values of $\Lambda_a > \Lambda_s$ can be selected, leading to negative values of Λ_1 and an essentially unlimited range of Λ_2 values.

We compare the 1σ predicted width for $\Lambda_2 q^6 / \Lambda_1$ of this procedure with ours for $\mathcal{M} = 1.188M_{\odot}$ appropriate for modeling GW170817 in Fig. 9. We note that at every q , this procedure leads to a much larger uncertainty range than the bounds we have established, even without including the 1σ uncertainty estimated by

Ref. [24]. As mentioned, assuming a Normal distribution with these uncertainties can lead to the unphysical result that $\Lambda_2 < \Lambda_1$ which has to be excluded. One reason for the broader uncertainties with this procedure is that it is not chirp mass-specific; our results also predict a larger uncertainty range for larger chirp masses than for the case of GW170817. This comparison shows the importance of utilizing information concerning \mathcal{M} , which will be very well determined in a BNS merger, in modeling deformability-mass correlations.

VII. MINIMUM DEFORMABILITIES FROM CAUSALITY

It is of interest to determine the correlations among the deformabilities and masses involved in the merger of self-bound stars. These objects have large finite surface density ε_o where the pressure vanishes. The idealized case is a model containing two parameters, ε_o and a constant sound speed $c_s^2/c^2 \equiv s$ for $\varepsilon \geq \varepsilon_o$. Therefore, the equation of state is simply

$$p = s(\varepsilon - \varepsilon_o); \quad \varepsilon \geq \varepsilon_o \quad (21)$$

and $p = 0$ otherwise. Koranda, Stergioulas and Friedman [16] have conjectured that the most compact stellar configurations, for a given mass M , are achieved for the case with $s = 1$. Although not proven, it has been empirically demonstrated that no causal equation of state can produce more compact configurations (see, e.g., Ref. [38]). This is known as the 'maximally compact' case. Although there is abundant evidence that observed neutron stars have extensive crusts, largely stemming from observations of pulsar glitches [39, 40] and neutron star cooling following transient accretion events [41, 42] and also on longer timescales [43, 44], there is no proof that self-bound stars do not, in fact, exist.

A famous example is the conjecture [45–47] that strange quark matter is the ultimate ground state at zero pressure. If true, the compression of neutron star cores to sufficiently high density could trigger a phase transition in which most of the hadronic matter is converted to strange quark matter which would be more stable. Although the detailed equation of state of self-bound strange quark matter is unknown, the essential aspects of their structure can be determined by In the case of the MIT bag model of strange quark matter, the bag constant B is equivalent to $\varepsilon_o/4$ and $s = 1/3$. The equation of state is $\varepsilon = 4B + p/s$, and in order that the strange quark matter have a lower energy per baryon than iron at zero pressure, $E_0 < 930.4 \text{ MeV}$, and therefore be more stable than baryonic matter, one requires $B < 37.22 \text{ MeV fm}^{-3}$.

For a given value of s , Eq. (21) has but a single parameter, ε_o and so the TOV equations scale with respect to this parameter. ε , m and r can be replaced by dimen-

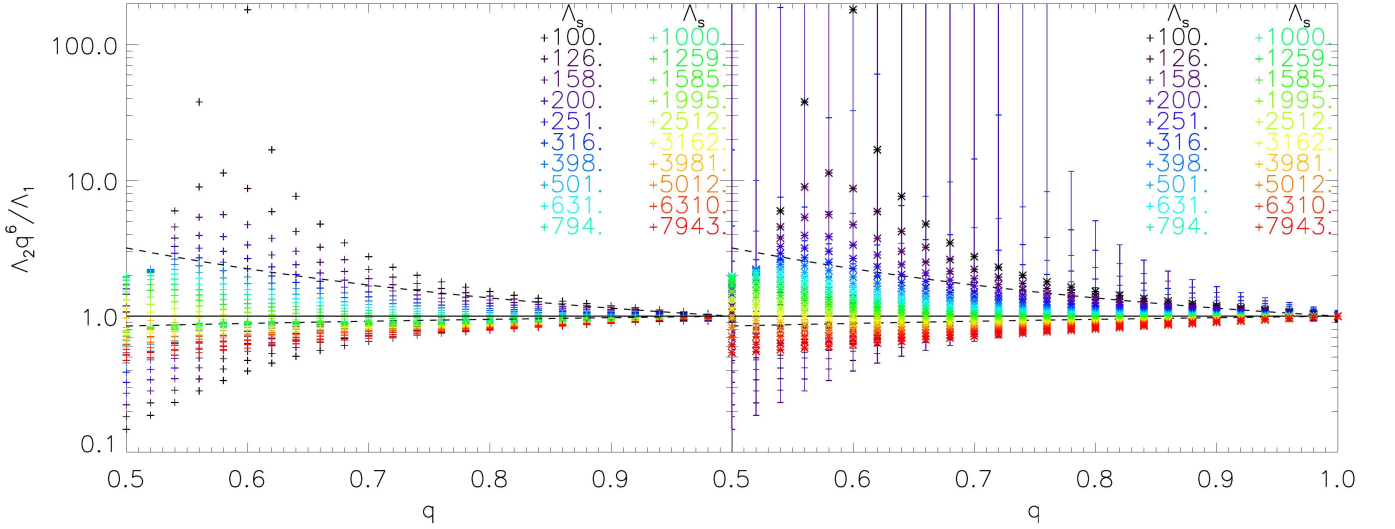


FIG. 9. The same as Fig. 7 but showing the deformability-mass correlation predicted by Ref. [15, 24] over all chirp masses. The upper and lower bounds from Eq. (20) for the GW170817 chirp mass of $1.188M_\odot$ are indicated as dashed lines. The left panel shows the mean value of the quantity $\Lambda_2 q^6 / \Lambda_1$ as a function of q and $\Lambda_s = \Lambda_1 + \Lambda_2$ (indicated by color). The right panel show mean values as asterisks and their estimated $\pm 1\sigma$ uncertainty ranges.

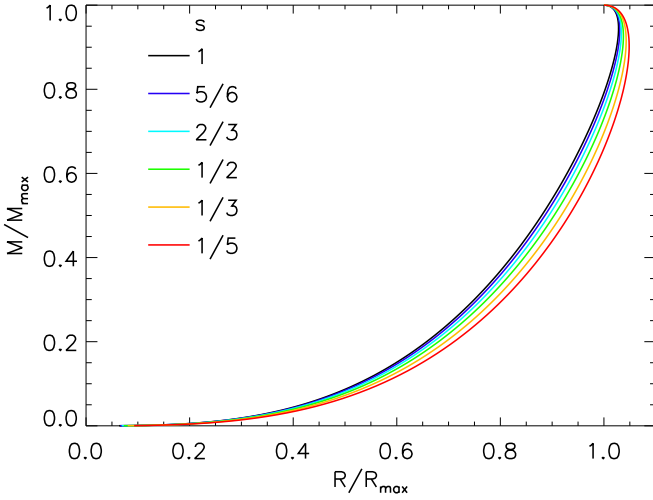


FIG. 10. The mass-radius curves for self-bound configurations parameterized by the sound speed squared, s . Quantities are normalized relative to their values for the maximum mass solution.

sionless variables, i.e.,

$$w = \varepsilon/\varepsilon_o, \quad x = r\sqrt{G\varepsilon_o}/c^2, \quad y = m\sqrt{G^3\varepsilon_o}/c^4. \quad (22)$$

The resulting dimensionless TOV equation can be solved for a family of solutions determined by the central density, or $w_0 = w(x=0) > 1$, each having surface values of radius $x_s(w_0)$ and mass $y_s(w_0)$ that vary with w_0 ; the surface is where the pressure vanishes, or $w(x_s) = 1$. Stable solutions exist for $1 < w_0 < w_{max}$, where w_{max} is the dimensionless central density of the maximum mass configuration, i.e., $y_s(w_0) \leq y_s(w_{max})$.

The solution for which $w_0 = w_{max}$ in the case $s = 1$

is termed the maximally compact solution, for which $w_{max} = 3.029$, $x_{s,max} = x(w_{max}) = 0.2405$ and $y_{s,max} = y(w_{max}) = 0.08513$ [33]. The resulting $M - R$ relation, parametrically expressed as $y(w_0) - x(w_0)$ for $1 < w_0 < w_{max}$, has the smallest radius for a given mass for any causal equation of state in general relativity. The largest value of $\beta = GM/(Rc^2) = y_s/x_s$ is $\beta_{max} = y_{s,max}/x_{s,max} = 0.3542 = 1/2.824$, but less compact configurations are also excluded for masses smaller than the maximum mass. By employing the mass of the most massive accurately-measured pulsar, $M_{max} = 2.01 \pm 0.04M_\odot$ [37], one can then determine the most compact $M - R$ boundary from the parametric equations

$$M = M_{max} \frac{y_s(w_0)}{y_{s,max}}, \quad R = R_{max} \frac{x_s(w_0)}{x_{s,max}} = \frac{GM_{max}}{c^2} \frac{x_s(w_0)}{y_{s,max}}. \quad (23)$$

R_{max} is the radius of the maximum mass solution. As M_{max} is increased, the minimum causal radius is increased for every $M < M_{max}$. Fig. 10 shows the maximally-compact solution in the dimensionless variables $M/M_{max} = y_s(w_0)/y_{s,max}$ and $R/R_{max} = x_s(w_0)/x_{s,max}$. Since M_{max} is currently $\simeq 2M_\odot$, this figure is easy to interpret in terms of solar masses and km (for $s = 1$, $M_{max} = 2M_\odot$ corresponds to $R_{max} = 8.34$ km). Similar mass-radius curves and maximum compactnesses β_{max} for other values of s are displayed in Fig. 10 and Table II, respectively.

One may now solve Eq. (7) determining the tidal deformability. The variable z is already dimensionless and does not need to be rescaled, but since a density discontinuity exists at the surface, the correction described in

s	1	5/6	2/3	1/2	1/3	1/5
w_{max}	3.029	3.2404	3.544	4.008	4.816	6.095
$x_{s,max}$	0.2405	0.2331	0.2235	0.2104	0.1909	0.1652
$y_{s,max}$	0.08513	0.07992	0.07328	0.06439	0.05169	0.03648
β_{max}	0.3542	0.3429	0.3279	0.3060	0.2708	0.2209
a_0	13.42	13.61	13.91	14.31	15.04	16.15
a_1	-23.04	-22.82	-22.71	-22.39	-22.11	-21.54
a_2	20.56	20.32	20.27	19.92	19.71	19.10
a_3	-9.615	-9.461	-9.398	-9.174	-9.005	-8.639

TABLE II. Maximally-compact EOS maximum mass solutions and fitting coefficients for Eq. (24).

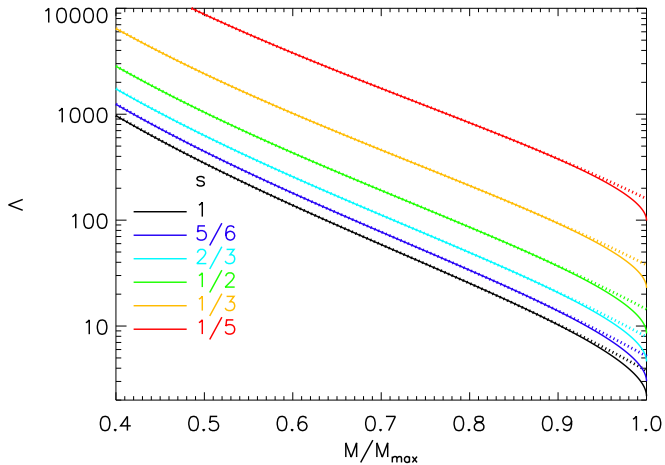


FIG. 11. The dimensionless deformability as a function of $M/M_{max} = y(w_0)/y_{s,max}$ for self-bound stars parameterized by a constant sound speed $c_s^2/c^2 = s$. Dotted curves show cubic polynomial fits using Eq. (24).

Sec. III must be applied. Fig. 11 shows the dimensionless deformability Λ as a function of M/M_{max} for the maximally compact solution $s = 1$. For the specific case that $M = 1.4M_\odot$ and $M_{max} = 2M_\odot$, one can see that $\Lambda(1.4M_\odot) \simeq 59$. By conjecture, this currently is the causal minimum value of the deformability for a $1.4M_\odot$ star, but its value will increase by a factor $\simeq (M_{max}/2.0M_\odot)^{5.5}$ if M_{max} is increased. Similar deformability-mass curves may be computed for other values of s (Fig. 11). For $0.3 \lesssim M/M_{max} \lesssim 0.95$, these results may be approximated with cubic polynomials whose coefficients are given in Table II:

$$\ln \Lambda = \sum_{i=0}^3 a_i \left(\frac{M}{M_{max}} \right)^i \quad (24)$$

Because we can give $\Lambda(M)$ explicitly for self-bound stars, computing Λ_1/Λ_2 as a function of q and \mathcal{M} is trivial. It is also straightforward to determine the binary deformability $\tilde{\Lambda}$ of self-bound stars. The results again scale with the assumed value of M_{max} and are shown in Fig. 12 for $s = 1$. By conjecture, these are the minimum causally-allowed binary deformabilities for any bi-

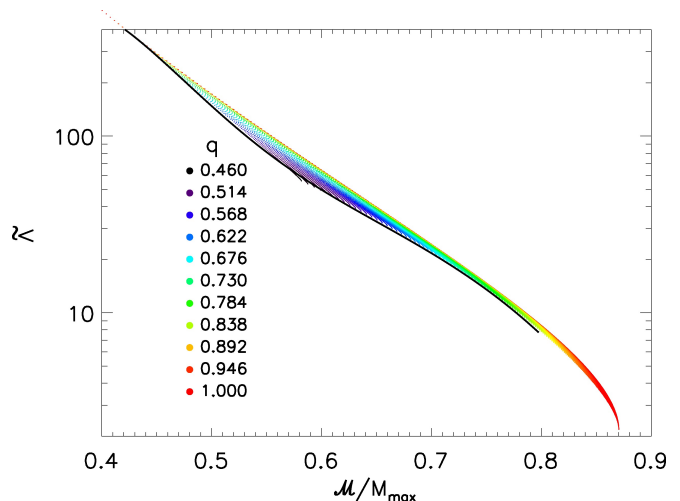


FIG. 12. The binary deformability as a function of \mathcal{M}/M_{max} for the maximally compact self-bound stars with $s = 1$. Binary pairs are shown by points color coded according to their mass ratio q . The solid curve is a quintic polynomial approximation for the lower boundary using Eq. (25).

nary. The lower boundary can be fit with

$$\tilde{\Lambda}_{min} \simeq -244.86z^{-6} + 2058z^{-5} - 6723.2z^{-4} + 10760z^{-3} - 8428.3z^{-2} + 2582.5z^{-1}, \quad (25)$$

where $z = \mathcal{M}/M_{max}$, for $0.45 < z < 0.8$. This is therefore the causal minimum for $\tilde{\Lambda}(\mathcal{M}/M_{max})$. For the case of GW170817, $\mathcal{M} = 1.188M_\odot$, so if $M_{max} \geq 2M_\odot$, one sees that $\tilde{\Lambda}_{min} \geq 51$. Note that using Eq. (18) one then obtains $R_{1.4} \geq 8.43$ km whereas the exact causal minimum with $M_{max} = 2M_\odot$ is 8.34 km, demonstrating the validity of this equation even beyond the ranges expected for hadronic stars.

VIII. MINIMUM DEFORMABILITIES FROM THE UNITARY GAS AND NEUTRON MATTER CONSTRAINTS

Tews et al. [18] argue that a robust lower limit to the energy of neutron matter, and therefore effectively that of neutron star matter above the nuclei-gas phase transition around $n_s/2$, is the energy of an idealized unitary gas, which is

$$E_{UG} = \xi_0 E_{FG} = \frac{3\xi_0}{5} \frac{\hbar^2}{2m} (3\pi^2 n_s u)^{2/3}, \quad (26)$$

where E_{FG} is the energy of a non-interacting Fermi gas, $u = n/n_s$, and $\xi_0 \simeq 0.37$ is the experimentally-measured Bertsch constant. If true, this automatically sets a lower limit to the neutron pressure p_N :

$$p_N \geq n_s u^2 \frac{\partial E_{UG}}{\partial u} = \xi_0 n_s \frac{\hbar^2}{5m} (3\pi^2 n_s)^{2/3} u^{5/3}. \quad (27)$$

$p_{1,min}$	M_{max}	2.0	2.1	2.2	2.3	2.4
3.74 MeV fm^{-3}	b_0	17.329	17.345	16.176	15.047	14.572
	b_1	-17.947	-17.354	-14.497	-11.902	-10.776
	b_2	9.8648	9.0022	6.7804	4.8887	4.0766
	b_3	-2.3640	-2.0178	-1.4319	-0.96710	-0.76617
8.4 MeV fm^{-3}	b_0	18.819	17.700	16.572	15.534	15.131
	b_1	-19.862	-17.191	-14.358	-12.011	-11.708
	b_2	10.881	8.6973	6.5452	4.8485	4.1825
	b_3	-2.5713	-1.9458	-1.3822	-0.96191	-0.79197

TABLE III. Coefficients for Λ_{min} fits from Eq. (28) for hadronic stars for both the unitary gas limit and the realistic neutron matter cases.

Assuming that the neutron star matter pressure is approximately equal to the neutron pressure, at the density $n_1 = 1.85n_s$ we find $p_1 \geq 3.74 \text{ MeV fm}^{-3}$. On the other hand, theoretical calculations of the properties of neutron matter [31] give appreciably larger values at this density, $p_1 \gtrsim 8.4 \text{ MeV fm}^{-3}$ as we utilized in §VI.

In the unitary gas limiting case where $p_{1,min} = 3.74 \text{ MeV fm}^{-3}$, the energy Eq. (26) cannot be used to arbitrarily large densities because the $2M_\odot$ maximum mass constraint would be impossible to satisfy. However, for hadronic stars, one could use this energy up to the density n_1 and then, subject to causality, arbitrarily increase the energy at higher densities to ensure compliance with M_{max} . This situation can be approximated by setting $p_{1,min} = 3.74 \text{ MeV fm}^{-3}$ and employing the piecewise polytrope scheme as before. The lower bound to radii will once again be determined by the assumed value of M_{max} , but will be smaller than shown in Fig. 2. As previously mentioned, if $M_{max} = 1.90M_\odot$, $R_{1.4}$ can be as small as 10.5 km. Similarly, the lower bound to $\Lambda(M)$ will also decrease with $p_{1,min}$ for each value of M_{max} . While $\Lambda_{min}(1.4M_\odot) \simeq 197$ in the realistic neutron matter limiting case that $p_{1,min} = 8.4 \text{ MeV fm}^{-3}$ and $M_{max} = 2M_\odot$ (Fig. 3), for $p_{1,min} = 3.74 \text{ MeV fm}^{-3}$ (the unitary gas limiting case) and the same M_{max} it is about 156. We have fit the lower bounds $\Lambda_{min}(M)$ for both values of $p_{1,min}$, for various values of M_{max} , using

$$\ln \Lambda_{min} = \sum_{i=0}^3 b_i (M/M_\odot)^i, \quad (28)$$

where the coefficients b_i are provided in Table III. These fits are valid for $1M_\odot < M < 0.95M_{max}$.

IX. DEFORMABILITY-MASS CORRELATIONS OF HYBRID STARS

We so far have largely ignored the possibility of strong first-order phase transitions in neutron stars. An important issue is how much the correlation between the deformabilities is broadened by the possible appearance of a different phase of matter, such as deconfined quark

$p_{1,min}$	3.74 8.4 MeV fm^{-3}					
$\mathcal{M}(M_\odot)$	n_-	n_-	n_{0+}	n_{1+}	n_{2+}	n_{3+}
1.00	4.1555	4.1788	-0.74665	3.3267	-4.4057	1.9998
1.05	4.1932	4.2162	-0.95564	4.0789	-5.3424	2.4010
1.10	4.2307	4.2524	-1.1902	4.9075	-6.3577	2.8293
1.15	4.2707	4.2889	-1.3230	5.3650	-6.9267	3.0792
1.188	4.2995	4.3187	-1.4475	5.7829	-7.4254	3.2872
1.20	4.3112	4.3281	-1.4160	5.6484	-7.2500	3.2147
1.25	4.3502	4.3673	-1.6317	6.3747	-8.1036	3.5580
1.30	4.3932	4.4089	-1.8586	7.1188	-8.0499	3.8838
1.35	4.4362	4.4517	-1.9485	7.3619	-9.1952	3.9703
1.40	4.4808	4.4954	-2.1439	7.9539	-9.8241	4.1954

TABLE IV. Hybrid star Λ_1/Λ_2 parameters in Eq. (29).

matter, in the relevant density range between the central densities $n_{c,[1,2]}$ of the two stars. This could substantially reduce the value of R_1 and thereby break the condition $R_1 \simeq R_2$ even for stars of almost the same mass. Configurations with such a phase transition are often called hybrid stars (as opposed to purely hadronic stars), and it is of interest to determine if gravitational-wave signals could provide support for or against their existence. Should the more massive star be a hybrid star, and the lower mass star be a hadronic star, the bounds on Λ_1/Λ_2 will be much larger than if both are hadronic or hybrid stars. In this paper, we establish analytic absolute bounds for values of Λ_1/Λ_2 for hybrid stars subject to similar constraints as assumed for purely hadronic stars. The piecewise polytrope methodology adopted does allow a first order phase transition at the pressure $p_2 = p_3$ spanning the interval $n_2 \leq n \leq n_3$; however, this is a serious restriction to what might be possible. We here consider a more general method of introducing phase transitions that does not require these restrictions. We will demonstrate that useful bounds on this correlation can still be analytically expressed as functions of q and \mathcal{M} .

To construct families of hybrid stars, we follow the methodology of Ref. [48] who model phase transitions with three parameters: the pressure p_t where they occur, the fractional energy density change across the transition $\Delta\varepsilon_t/\varepsilon_t$, and the sound speed of matter $s = c_s^2/c^2$ for the new phase, which is assumed to be constant, for $p > p_t$. [48] shows that the phase space allowed for strong phase transitions increases with s , and for $s \leq 1/3$ there is almost no phase space allowed for hybrid configurations once the $M_{max} = 2M_\odot$ constraint is considered. As a result, to consider the maximum bounds for Λ_2/Λ_1 we focus on the extreme, and possibly unrealistic, case $s = 1$. We employ the three-segment piecewise polytropic equation of state for hadronic matter with $p \leq p_t$, but we allow for phase transitions with $p_t \geq p_s$ and $\Delta\varepsilon_t/\varepsilon_t > 0$ limited from above by the maximum mass constraint.

We first examine the bounds for the case applicable to GW170817, namely $\mathcal{M} = 1.188M_\odot$. Fig. 13 displays the upper and lower bounds for $\Lambda_2 q^6/\Lambda_1$, assuming $M_{max} \geq 2.0M_\odot$ and $3.74 \text{ MeV fm}^{-3} \leq p_1 \leq 30$

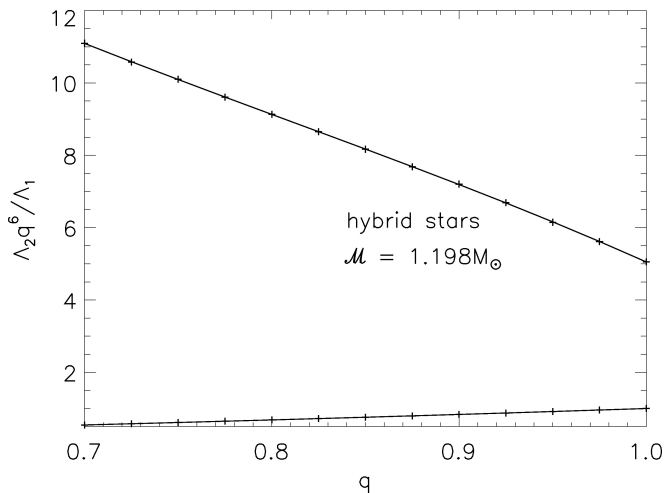


FIG. 13. Symbols show the upper and lower bounds on $\Lambda_2 q^6 / \Lambda_1$ as a function of q for hybrid stars as determined from piecewise polytropes assuming $\mathcal{M} = 1.188 M_\odot$, appropriate to GW170817. The lower bound corresponds to $p_{1,min} = 8.4 \text{ MeV fm}^{-3}$. The upper bound corresponds to $M_{max} \geq 2 M_\odot$ and $p_{1,max} = 30 \text{ MeV fm}^{-3}$. The approximate bounds given by Eq. (29) are shown as black curves.

MeV fm^{-3} . The lower bound depends weakly on $p_{1,min}$ (Table IV), and can be approximately described as q^{n_-} as in the hadronic case (the alternate lower bound from $p_{1,min} = 3.74 \text{ MeV fm}^{-3}$ cannot be distinguished in this figure). We found that imposing an upper limit to M_{max} below about $2.4 M_\odot$ can increase the lower bound, but we do not consider that further here. In contrast to the purely hadronic case, the upper bound depends strongly on $p_{1,max}$, because R_2 depends strongly on this but R_1 (now a hybrid star) does not. The upper bound weakly depends on the minimum value of M_{max} . Even for $q \simeq 1$, one finds if a strong phase transition occurs at the central density of a star with mass $M_2 \simeq M_1$, one has $R_1 < R_2$ and $\Lambda_1 < \Lambda_2$ since $\Lambda \propto (R/M)^6$. For hybrid stars, the upper boundary can be approximated with a cubic polynomial q -dependence:

$$q^{n_-} \geq \Lambda_1 / \Lambda_2 \geq \sum_{i=0}^3 n_{i+} q^i, \quad (29)$$

where parameter values are given in Table IV.

Results for general chirp masses are displayed in Fig. 14; in all cases, as for hadronic stars, the two lower bounds for different values of $p_{1,min}$ cannot be distinguished on the scale of the figure. The lower bounds are also insensitive to \mathcal{M} because the corresponding configurations are close to the maximally compact ones. Upper bounds depend, as for the hadronic stars, on $p_{1,max}$, which is chosen to be 30 MeV fm^{-3} for this figure. Coefficients n_- for the lower bound and n_{i+} for the upper bound, using Eq. (29), are listed in Table IV.

Imposing an upper limit to M_{max} does not change the upper bounds to Λ_2 / Λ_1 in the hybrid case, but if $M_{max} \lesssim$

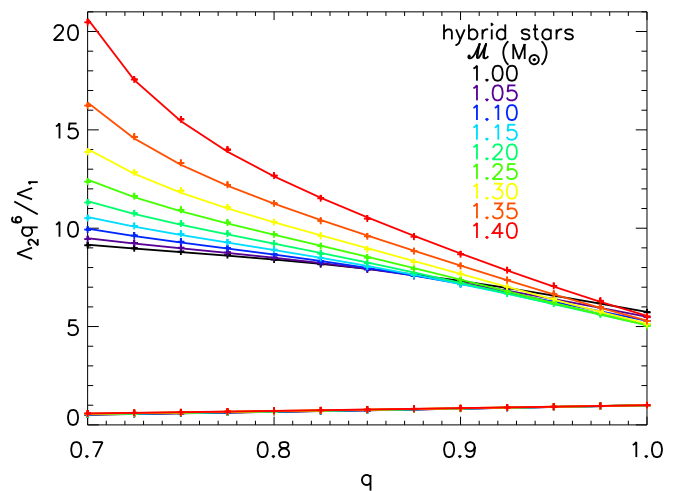


FIG. 14. The same as Fig. 13 but for general chirp mass ranges (color) for binaries with one hybrid star. For clarity, lower bounds using $p_{1,min} = 3.74 \text{ MeV fm}^{-3}$ are not shown.

$2.6 M_\odot$, the lower bounds are increased at $q = 0.7$ by up to 10% (50%) for $\mathcal{M} = 1(1.4) M_\odot$, the effect increasing with decreasing M_{max} .

Minimum values for $R(M)$ and $\Lambda(M)$ in the case of hybrid stars will be achieved when a phase transition occurs at the smallest possible density that still satisfies the assumed value of M_{max} . We assume that the transition density is no smaller than n_s , for which the transition pressure $p_t = p_s$ will depend on $p_{1,min}$ through $p_t = p_0 (n_s / n_0)^{\gamma_1}$ where $\gamma_1 = \ln(p_{1,min} / p_0) / \ln(n_1 / n_0)$ takes the values 1.77 and 2.27 for the cases $p_{1,min} = 3.74 \text{ MeV fm}^{-3}$ and 8.4 MeV fm^{-3} , respectively. We find $p_t = p_s = 1.18 \text{ MeV fm}^{-3}$ and 1.90 MeV fm^{-3} , respectively. These pressures are so small compared to the central pressures that the effective values of $\Lambda_{min}(M)$ for hybrid stars are the same as $\Lambda(M)$ for the maximally compact EOS for the case $s = 1$.

X. DISCUSSION AND CONCLUSIONS

In this paper, we have established upper and lower bounds for Λ_2 / Λ_1 as functions of q and \mathcal{M} , and minimum values of $\Lambda(M)$, that can be used to restrict the priors of deformabilities in analyses of gravitational-wave data from neutron star mergers. DFLB³ has shown that taking these correlations and bounds into account significantly improves fits in the case of GW170817. Imposing correlations reduced the uncertainty range for $\tilde{\Lambda}$, lowering the 90% credible upper limit by approximately 20%.

The bounds we established for hadronic stars were based on a piecewise polytropic scheme with three segments and fixed boundary densities. We find our results with three segments to be relatively insensitive to reasonable variations of the boundary densities (Fig. 15) n_1 and n_2 . Varying the boundary densities produce variations of order $\pm 5\%$ in the upper boundary and $\pm 10\%$

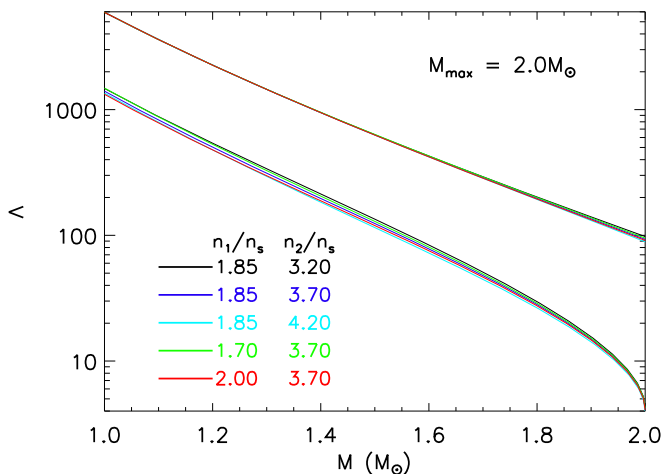


FIG. 15. The variation of the upper and lower bounds to $\Lambda(M)$ for hadronic stars as the boundary densities n_1 and n_2 are changed. $M_{max} = 2.0M_\odot$ is assumed.

in the lower boundary although, for a $1.4M_\odot$ star, the maximum value of Λ is about 6 times the lowest value for $M_{max} = 2M_\odot$.

However, the variations produced by altering the number of polytropic segments can be more extreme. Adding polytropic segments allows for the possibility of one or more strong first-order phase transitions and so the upper and lower bounds to $\Lambda(M)$ can approach the results for the hybrid configurations in these cases. However, restricted to parameter ranges that approximate purely hadronic equations of state, varying the number of polytropic segments produce changes to $\Lambda(M)$ bounds similar

to the changes induced by altering the boundary densities in the three-polytrope scheme shown in Fig. 15.

Modifying the piecewise polytrope scheme to smooth its behavior near the segment boundaries, as in the spectral decomposition method [28], also has been shown to increase the accuracy in reproducing specific equations of state. Other high-density approximation methods have also been suggested, e.g., Ref. [29]. However, such schemes inevitably reduce the allowed ranges of sampled pressure-density relations and therefore result in artificially smaller bounding ranges. It is important to emphasize that determining $\Lambda(M)$ bounds is dissociated from the question of a parameterized scheme's accuracy in reproducing $\Lambda(M)$ from a specific equation of state. Nevertheless, if one attempts to directly deduce the EOS itself from gravitational waveform modeling, as LVC2 has attempted, the accuracy of the high-density approximation scheme becomes an important consideration.

ACKNOWLEDGEMENTS

This work was stimulated by the KITP Rapid Response Workshop: Astrophysics from a Neutron Star Merger, and by the INT Program INT-18-72R: First Multi-Messenger Observations of a Neutron Star Merger and its Implications for Nuclear Physics. JML thanks the hospitality of the KITP and the INT. We acknowledge fruitful discussions with F. Douglas Swesty, Soumi De, Duncan Brown, B. Sathyaprakash, Samaya Nisanke, Tanja Hinderer and Sophia Han. This work was supported in part by US DOE Grant DE-AC02-87ER40317 and NASA Grant 80NSSC17K0554.

-
- [1] E. E. Flanagan and T. Hinderer, *Phys. Rev. D* **77**, 021502 (2008).
 - [2] T. Hinderer, *Astrophys. J.* **677**, 1216 (2008).
 - [3] T. Damour and A. Nagar, *Phys. Rev. D* **80**, 084035 (2009).
 - [4] T. Hinderer, B. D. Lackey, R. N. Lang and J. S. Read, *Phys. Rev. D* **81**, 123016 (2010).
 - [5] S. Postnikov, M. Prakash and J. M. Lattimer, *Phys. Rev. D* **82**, 023016 (2010).
 - [6] B. P. Abbott et al., *Phys. Rev. Lett.* **119**, 161101 (2017).
 - [7] S. De, D. Finstad, J. M. Lattimer, D. A. Brown, E. Berger and C. M. Biwer, *ArXiv:1804.08583* (2018).
 - [8] B. P. Abbott et al., *arXiv:1805.11581* (2018).
 - [9] B. S. Sathyaprakash and S. V. Dhurandhar, *Phys. Rev. D* **44**, 3819 (1991).
 - [10] B. Mikoczi, M. Vasuth and L. A. Gergely, *Phys. Rev. D* **71**, 124043 (2005).
 - [11] K. G. Arun et al., *Phys. Rev. D* **79**, 104023 (2009).
 - [12] A. Buonanno et al., *Phys. Rev. D* **80**, 084043 (2009).
 - [13] J. Vines, E. E. Flanagan and T. Hinderer, *Phys. Rev. D* **83**, 084051 (2011).
 - [14] A. Bohe, S. Marsat and L. Blanchet, *Class. Quant. Grav.* **30**, 135009 (2013).
 - [15] K. Yagi and N. Yunes, *Class. Quant. Grav.* **34**, 015006 (2017).
 - [16] S. Koranda, N. Stergioulas and J. L. Friedman, *Astrophys. J.* **488**, 799 (1997).
 - [17] J. M. Lattimer, *Annu. Rev. Part. Nuc. Phys.* **62**, 485 (2012).
 - [18] I. Tews, J. M. Lattimer, A. Ohnishi and E. E. Kolomeitsev, *Astrophys. J.* **848**, 105 (2017).
 - [19] T. M. Tauris et al., *Astrophys. J.* **846**, 170 (2017).
 - [20] A. W. Steiner, J. M. Lattimer and E. F. Brown, *Eur. Phys. J. A* **52**, 18 (2016).
 - [21] R. D. Ferdman, I. H. Stairs, M. Kramer, et al., *Astrophys. J.* **767**, 85 (2013).
 - [22] J. M. Weisberg, D. J. Nice and J. H. Taylor, *Astrophys. J.* **722**, 1030 (2010).
 - [23] R. S. Lynch, P. C. C. Freire, S. M. Ransom and B. A. Jacoby, *Astrophys. J.* **805**, 109 (2012).
 - [24] K. Chatziioannou, C.-J. Haster and A. Zimmerman, *Phys. Rev. D* **97**, 104036 (2018).
 - [25] J. S. Read, B. D. Lackey, B. J. Owen and J. L. Friedman, *Phys. Rev. D* **79**, 124032 (2009).
 - [26] F. Özel and D. Psaltis, *Phys. Rev. D* **80**, 103003 (2009).

- [27] J. M. Lattimer and M. Prakash, *Phys. Rep.* **621**, 127 (2016).
- [28] L. Lindblom, *Phys. Rev. D* **97**, 123019 (2018).
- [29] A. Kurkela, E. S. Fraga, J. Schaffner-Bielich, and A. Vuorinen, *Astrophys. J.* **789**, 127 (2014).
- [30] E. Chabanat, P. Bonche, P. Haensel, J. Meyer, and R. Schaeffer, *Nucl. Phys. A* **635**, 231 (1998).
- [31] C. Drischler, A. Carbone, K. Hebeler and A. Schwenk, *Phys. Rev. C* **94**, 054307 (2016).
- [32] J. M. Lattimer and Y. Lim, *Astrophys. J.* **771**, 51 (2013).
- [33] J. M. Lattimer and M. Prakash, in *From Nuclei to Stars*, ed. S. Lee (Singapore:WorldScientific), p. 275 (2011).
- [34] J. M. Lattimer and M. Prakash, *Astrophys. J.* **550**, 426 (2001).
- [35] B. Margalit and B. D. Metzger, *Astrophys. J. Lett.* **850**, L19 (2017).
- [36] M. Shibata, S. Fujibayashi, K. Hotokezaka, K. Kiuchi, K. Kyutoku, Y. Sekiguchi, and M. Tanaka, *Phys. Rev. D* **96**, 123012 (2017).
- [37] J. Antoniadis et al., *Science* **340**, 6131 (2013).
- [38] N. K. Glendenning, *Phys. Rev. Lett.* **85**, 1150 (2000).
- [39] B. Link, R. I. Epstein and J. M. Lattimer, *Phys. Rev. Lett.* **83**, 3362 (199).
- [40] M. S. Mongioli, F. G. Russo and M. Sciacca, *MNRAS* **469**, 2141 (2018).
- [41] E. A. Chaikin, A. D. Kaminker and D. G. Yakovlev, arXiv:1807.06855 (2018).
- [42] L. S. Ootes, R. Wijnands, D. Page and N. Degenaar, *MNRAS* **477**, 2900 (2018).
- [43] D. Page, J. M. Lattimer, M. Prakash and A. W. Steiner, *Astrophys. J. Suppl.* **155**, 623 (2004).
- [44] M. V. Beznogov, M. Fortin, P. Haensel, D. G. Yakovlev and J. L. Zdunik, *MNRAS* **463**, 1307 (2016).
- [45] D. D. Ivanenko and D. F. Kurdelaidze, *Astrophys. J.* **1**, 251 (1965).
- [46] E. Farhi and R. L. Jaffe, *Phys. Rev. D* **30**, 2379 (1984).
- [47] E. Witten, *Phys. Rev. D* **30**, 272 (1984).
- [48] M. G. Alford, S. Han and M. Prakash, *Phys. Rev. D* **88**, 083013 (2013).