

# Power Allocation Strategies for Secure Spatial Modulation

Guiyang Xia, Linqiong Jia, Yuwen Qian, Feng Shu, Zhihong Zhuang, Jiangzhou Wang, *Fellow, IEEE*

**Abstract**—In secure spatial modulation (SM) networks, power allocation (PA) strategies are investigated in this paper under the total power constraint. Considering that there is no closed-form expression for secrecy rate (SR), an approximate closed-form expression of SR is presented, which is used as an efficient metric to optimize PA factor and can greatly reduce the computation complexity. Based on this expression, a convex optimization (CO) method of maximizing SR (Max-SR) is proposed accordingly. Furthermore, a method of maximizing the product of signal-to-leakage and noise ratio (SLNR) and artificial noise-to-leakage and noise ratio (ANLNR) (Max-P-SAN) is proposed to provide an analytic solution to PA with extremely low-complexity. Simulation results demonstrate that the SR performance of the proposed CO method is close to that of the optimal PA strategy of Max-SR with exhaustive search and better than that of Max-P-SAN in the high signal-to-noise ratio (SNR) region. However, in the low and medium SNR regions, the SR performance of the proposed Max-P-SAN slightly exceeds that of the proposed CO.

**Index Terms**—Spatial modulation, power allocation, secure transmission, finite-alphabet inputs.

## I. INTRODUCTION

AS a promising and green technology in multiple-input-multiple-out (MIMO) systems, spatial modulation (SM) [1] exploits both the index of activated antenna and amplitude phase modulation (APM) symbol to transmit messages. Due to the broadcasting characteristic of wireless transmission [2]–[4], physical layer security becomes an urgent and important problem in wireless communication [5]–[7].

How to make SM have a capability to achieve a secure transmission become an important issue for SM networks. In [8], without the knowledge of Eve’s location, the confidential messages are securely transmitted from the SM transmitter to the desired receiver by projecting artificial noise (AN) onto the null-space of the desired channel. In [9], the authors proposed a full-duplex desired receiver, where the confidential messages is received and meanwhile AN is emitted to corrupt the illegal receiver (Eve). This scheme can provide a high capability to combat eavesdropping. The authors in [10] proposed two new schemes of transmit antenna selection for secure SM networks: maximizing secrecy rate (SR) and leakage, where the proposed leakage-based antenna selection scheme achieve an excellent SR performance with a very low-complexity.

Guiyang Xia, Linqiong Jia, Yuwen Qian, Feng Shu and Zhihong Zhuang are with the School of Electronic and Optical Engineering, Nanjing University of Science and Technology, 210094, CHINA. Feng Shu is also with the School of Computer and information at Fujian Agriculture and Forestry University, Fuzhou, 350002, China.

Jiangzhou Wang is with the School of Engineering and Digital Arts, University of Kent, Canterbury CT2 7NT, U.K.

As an efficient way to improve the security of SM networks, power allocation (PA) has an important impact on SR performance. However, there are only little research of making an investigation on PA strategies for SM. In [11], the optimal PA factor was given for precoding SM by maximizing the SR performance with exhaustive search (ES). Thus, no closed-form SR expression can be developed for PA, which will result in a high computational complexity to complete ES. This motivates us to find some closed-form solutions or low-complexity iterative methods for different PA strategies. In this paper, we will focus on the investigation of PA strategies in secure SM (SSM) networks. The main contributions are summarized as follows:

- 1) Due to the fact that SR lacks a closed-form expression in SSM systems, its effective approximate simple expression is defined as a metric, which can dramatically reduce the evaluation complexity of SR values to optimize PA factor. Following this definition, a convex optimization (CO) method is proposed to address the optimization problem of maximizing SR (Max-SR). The simulation results show that the SR difference between the proposed CO and the Max-SR with ES can be negligible for almost all SNR regions.
- 2) To reduce the computational complexity of the above CO method and at the same time provide a closed-form PA strategy, a PA strategy of maximizing the product of signal-to-leakage plus noise ratio (SLNR) and AN-to-leakage plus noise ratio (ANLNR) (Max-P-SAN) is proposed, which can strike a good balance between maximizing SLNR and maximizing ANLNR. Its analytic expression of PA factor is also given. Simulation results show that the SR performance of Max-P-SAN method, with extremely low complexity, tends to that of Max-SR with ES method and is slightly better than that of CO in the low and medium SNR regions.

The reminder is organized as follows. In Section II, a SSM system with the aid of AN is described. In Section III, first, the approximate simple formula of average SR is given, and two PA strategies, CO and Max-P-SAN, are proposed to maximize approximate SR and the product of SLNR and ANLNR, respectively. Subsequently, numerical simulations and analysis are presented in Section IV. Finally, we make our conclusions in Section V.

## II. SYSTEM MODEL

Fig. 1 sketches a SSM system with  $N_t$  transmit antennas (TAs) at Alice,  $N_r$  receive antennas (RAs) at Bob, and  $N_e$

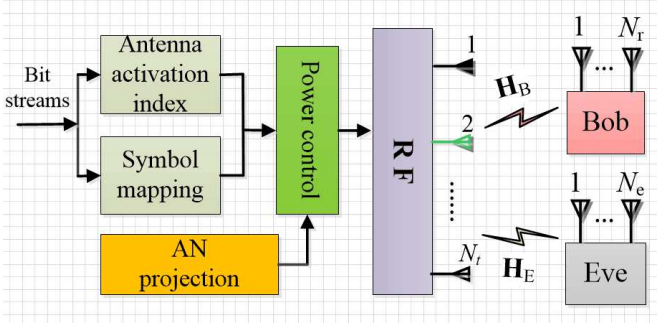


Fig. 1. A secure SM system model.

RAs at Eve, respectively. Here, Eve intends to intercept the confidential messages. Additionally, we denote the size of signal constellation  $\mathcal{M}$  by  $M$ . As a result,  $\log_2 N_t M$  bits per channel use can be transmitted, where  $\log_2 N_t$  bits are used to select one active antenna, and the remaining  $\log_2 M$  bits are used to form a constellation symbol.

Referring to the SSM model in [10], the transmit signal with the aid of AN is represented by

$$\mathbf{s} = \sqrt{\beta P} \mathbf{e}_i b_j + \sqrt{(1-\beta)P} \mathbf{T} \mathbf{n} \quad (1)$$

where  $\beta \in [0, 1]$  is the PA factor,  $P$  denotes the total transmit power.  $\mathbf{e}_i$  is the  $i$ th column of identity matrix  $\mathbf{I}_{N_t}$ , which means the  $i$ th antenna is chosen for transmitting symbol  $b_j$ , which is the input symbol equiprobably drawn from a  $M$ -ary constellation.  $\mathbf{T}$  is the projection matrix of the AN vector  $\mathbf{n} \in \mathbb{C}^{N_t \times 1}$  with  $\text{tr}(\mathbf{T}\mathbf{T}^H) = 1$ , where  $\text{tr}(\cdot)$  denotes the matrix trace. The receive vector of symbols at the desired and eavesdropping receivers are

$$\mathbf{y}_B = \sqrt{\beta P} \mathbf{H}_B \mathbf{e}_i b_j + \sqrt{(1-\beta)P} \mathbf{H}_B \mathbf{T} \mathbf{n} + \mathbf{n}_B \quad (2)$$

$$\mathbf{y}_E = \sqrt{\beta P} \mathbf{H}_E \mathbf{e}_i b_j + \sqrt{(1-\beta)P} \mathbf{H}_E \mathbf{T} \mathbf{n} + \mathbf{n}_E \quad (3)$$

where  $\mathbf{H}_B \in \mathbb{C}^{N_r \times N_t}$  and  $\mathbf{H}_E \in \mathbb{C}^{N_e \times N_t}$  are the complex channel gain matrices from Alice to Bob and from Alice to Eve, with each elements of  $\mathbf{H}_B$  and  $\mathbf{H}_E$  obeying the Gaussian distributions with zero mean and unit variance, i.e.,  $\mathcal{CN}(0, 1)$ . Additionally,  $\mathbf{n}_B \in \mathbb{C}^{N_r \times 1}$ , and  $\mathbf{n}_E \in \mathbb{C}^{N_e \times 1}$  are complex Gaussian noise at desired and eavesdropping receivers with  $\mathbf{n}_B \sim \mathcal{CN}(0, \sigma_B^2 \mathbf{I}_{N_r})$  and  $\mathbf{n}_E \sim \mathcal{CN}(0, \sigma_E^2 \mathbf{I}_{N_e})$ , respectively. Given a specific channel realization, the mutual information between Alice and Bob, and between Alice and Eve are

$$I_B(\mathbf{s}; \mathbf{y}_B | \mathbf{H}_B) = \log_2 N_t M - \frac{1}{N_t M} \sum_{i=1}^{N_t M} \mathbb{E}_{\mathbf{n}'_B} \left\{ \log_2 \sum_{j=1}^{N_t M} \exp(-f_{b,i,j} + \|\mathbf{n}'_B\|^2) \right\} \quad (4)$$

$$I_E(\mathbf{s}; \mathbf{y}_E | \mathbf{H}_E) = \log_2 N_t M - \frac{1}{N_t M} \sum_{m=1}^{N_t M} \mathbb{E}_{\mathbf{n}'_E} \left\{ \log_2 \sum_{k=1}^{N_t M} \exp(-f_{e,m,k} + \|\mathbf{n}'_E\|^2) \right\} \quad (5)$$

where  $f_{b,i,j} = \|\sqrt{\beta P} \mathbf{W}_B^{-1/2} \mathbf{H}_B \mathbf{d}_{ij} + \mathbf{n}'_B\|^2$ ,  $f_{e,m,k} = \|\sqrt{\beta P} \mathbf{W}_E^{-1/2} \mathbf{H}_E \mathbf{d}_{mk} + \mathbf{n}'_E\|^2$ ,  $\mathbf{d}_{ij} = \mathbf{x}_i - \mathbf{x}_j$ , and  $\mathbf{d}_{mk} = \mathbf{x}_m - \mathbf{x}_k$ . Here,  $\mathbf{x}_i$ ,  $\mathbf{x}_j$ ,  $\mathbf{x}_m$ , or  $\mathbf{x}_k$  is one possible transmit vectors in the set of combining antenna and all possible

symbol vectors.  $\mathbf{W}_B$  is the covariance matrix of the last two terms of  $\mathbf{y}_B$  in (2), i.e. AN plus noise, and  $\mathbf{W}_B = (1-\beta)P\mathbf{C}_B + \sigma_B^2 \mathbf{I}_{N_r}$ , where  $\mathbf{C}_B = \mathbf{H}_B \mathbf{T} \mathbf{T}^H \mathbf{H}_B^H$ . Similarly,  $\mathbf{W}_E = (1-\beta)P\mathbf{C}_E + \sigma_E^2 \mathbf{I}_{N_e}$  where  $\mathbf{C}_E = \mathbf{H}_E \mathbf{T} \mathbf{T}^H \mathbf{H}_E^H$ . From [8], it is known that pre-multiplying  $\mathbf{y}_B$  in (2) by  $\mathbf{W}_B^{-1/2}$  from left is to whiten the AN plus noise into a white Gaussian noise. The linear transformation does not change the mutual information, thus  $I(\mathbf{x}; \mathbf{y}_B) = I(\mathbf{x}; \mathbf{y}'_B)$ , where  $\mathbf{y}'_B = \mathbf{W}_B^{-1/2} \mathbf{y}_B$ , and  $\mathbf{n}'_B = \mathbf{W}_B^{-1/2} (\sqrt{(1-\beta)P} \mathbf{H}_B \mathbf{T} \mathbf{n} + \mathbf{n}_B)$ . Similarly,  $I(\mathbf{x}; \mathbf{y}_E) = I(\mathbf{x}; \mathbf{y}'_E)$ . The average SR is defined as

$$\bar{R}_s = \mathbb{E}_{\mathbf{H}_B, \mathbf{H}_E} [I(\mathbf{x}; \mathbf{y}_B) - I(\mathbf{x}; \mathbf{y}_E), 0]^+ \quad (6)$$

where  $[a]^+ = \max(a, 0)$  and  $R_s(\beta) = I(\mathbf{x}; \mathbf{y}_B) - I(\mathbf{x}; \mathbf{y}_E)$  is the instantaneous SR for a specific channel realization. Here, we assume that the ideal channel knowledge of  $\mathbf{H}_B$  and  $\mathbf{H}_E$  per channel use are available at transmitter [7]. In accordance with the above equations, the optimization problem of maximizing SR over PA factor can be casted as

$$\max_{\beta} R_s(\beta) \quad \text{s.t.} \quad 0 \leq \beta \leq 1. \quad (7)$$

### III. POWER ALLOCATION STRATEGY FOR SECRECY RATE MAXIMIZATION

In this section, two new PA methods, called CO and Max-P-SAN, are proposed. The former forms an iterative solution, and the latter produces a closed-form PA expression.

#### A. Proposed CO method

Due to the absence of closed-form expression of SR, it is hard for us to design an efficient method to optimize PA factor directly. Although the ES method in [11] is employed to find out the optimal PA factor for a given SNR, but its high complexity limits its applications to practical SM systems. In view of this, the cut-off rate [4] with closed-form for traditional MIMO systems can be easily extended to the secure SM systems, and may be adopted as an efficient metric to optimize the PA factor as follows

$$R_s^a(\beta) = I_0^B - I_0^E, \quad (8)$$

where  $I_0^B$  is the cut-off rate for the desired receiver given by

$$I_0^B = \zeta - \log_2 \sum_{i=1}^{N_t M} \sum_{j=1}^{N_t M} \exp\left(\frac{-\beta P}{4} \mathbf{d}_{ij}^H \mathbf{H}_B^H \boldsymbol{\omega}_B \mathbf{H}_B \mathbf{d}_{ij}\right) \quad (9)$$

where  $\zeta = 2\log_2 N_t M$ ,  $\boldsymbol{\omega}_B(\beta) = \mathbf{W}_B^{-1}$ . Similarly, the cut-off rate  $I_0^E$  for the eavesdropper is

$$I_0^E = \zeta - \log_2 \sum_{m=1}^{N_t M} \sum_{k=1}^{N_t M} \exp\left(\frac{-\beta P}{4} \mathbf{d}_{mk}^H \mathbf{H}_E^H \boldsymbol{\omega}_E \mathbf{H}_E \mathbf{d}_{mk}\right) \quad (10)$$

where  $\boldsymbol{\omega}_E(\beta) = \mathbf{W}_E^{-1}$ . The detailed process of (8) refers to Appendix A in [4]. Replacing the objective function in (7) by (8) yields

$$\max_{\beta} R_s^a(\beta) \quad \text{s.t.} \quad 0 \leq \beta \leq 1. \quad (11)$$

However, the objective function of problem (11) is non-concave. Note that  $\omega_E(\beta) \approx \frac{1}{(1-\beta)^P} \mathbf{C}_E^{-1}$  in the high SNR region (i.e,  $\sigma_B^2 \rightarrow 0$ ) when  $\mathbf{C}_E$  is nonsingular, thus we have

$$\begin{aligned} \tilde{\kappa}_E(\beta) &\approx \log_2 \kappa_E \\ &= \log_2 \sum_{m=1}^{N_t M} \sum_{k=1}^{N_t M} \exp \left( \frac{-\beta \mathbf{d}_{mk}^H \mathbf{H}_E^H \mathbf{C}_E^{-1} \mathbf{H}_E \mathbf{d}_{mk}}{4(1-\beta)} \right). \end{aligned} \quad (12)$$

It can be seen that  $\tilde{\kappa}_E(\beta)$  is convex with respect to  $\beta$  and then the objective function becomes a difference between two convex functions. To convert this difference to a concave function, we have the linear under-estimator of  $\tilde{\kappa}_E(\beta)$  at the feasible point  $\beta_{k-1}$  as follows

$$\tilde{\kappa}_E \geq \tilde{\kappa}_E(\beta_{k-1}) + \tilde{\kappa}'_E(\beta_{k-1})(\beta_k - \beta_{k-1}) = g_E(\beta_k) \quad (13)$$

where  $\tilde{\kappa}'_E(\beta_{k-1})$  is the first derivative value of function  $\tilde{\kappa}_E$  at  $\beta_{k-1}$ , and

$$\tilde{\kappa}'_E = \frac{1}{\ln 2 \cdot \kappa_E} \sum_{m=1}^{N_t M} \sum_{k=1}^{N_t M} \frac{-P Q_{mk}}{4(1-\beta)^2} \exp \left( \frac{-\beta P Q_{mk}}{4(1-\beta)} \right) \quad (14)$$

where  $Q_{mk} = \mathbf{d}_{mk}^H \mathbf{H}_E^H \mathbf{C}_E^{-1} \mathbf{H}_E \mathbf{d}_{mk}$ . For a given feasible solution  $\beta_0$ , the problem (11) can be solved by the following approximate iterative sequence of convex problems

$$\max_{\beta} G(\beta_k) = g_E(\beta_k) - \tilde{\kappa}_B(\beta_k) \quad \text{s.t.} \quad 0 < \beta_k < 1. \quad (15)$$

It is clear that the objective function in (15) is concave. Starting with an feasible point  $\beta_0$ , the optimization problem (15) is iteratively solved with different  $\beta_k$ , where  $\{\beta_k\}$  is the generated sequence of solutions corresponding to the  $k$ th iteration. This iterative process terminates until  $|G(\beta_k) - G(\beta_{k-1})| \leq \varepsilon$ , where  $\varepsilon$  is a prechosen threshold.

### B. Proposed Max-P-SAN method

Utilizing the leakage idea [12], [13], the SLNR, mainly denoting the desired signal leakage to the eavesdropping direction, is given by

$$\text{SLNR}_B = \text{tr}(\mathbf{H}_B^H \mathbf{H}_B) \left( \text{tr}(\mathbf{H}_E^H \mathbf{H}_E) + \sigma_B^2 N_t N_r / \beta P \right)^{-1} \quad (16)$$

In the same manner, the AN is viewed as the useful signal of the eavesdropper, the ANLNR from the wiretap channel to the desired channels is as follows

$$\text{ANLNR}_E = \text{tr}(\mathbf{C}_E) \left( \text{tr}(\mathbf{C}_B) + \sigma_E^2 N_e / (1-\beta) P \right)^{-1} \quad (17)$$

It is hard to jointly optimize the two objective functions  $\text{SLNR}_B$  and  $\text{ANLNR}_E$ . To simplify the joint optimization problem, we multiply the two functions to form a new product of  $\text{SLNR}_B$  and  $\text{ANLNR}_E$ , which is used as a single objective function. This will significantly simplify our optimization manipulation. Maximizing their product means maximizing at least one of them, or both them. From simulations, we find that the proposed product method performs very well, and make a good balance between performance and complexity. Then, the associated optimization problem can be written as

$$\begin{aligned} \max_{\beta} F(\beta) &= \frac{\kappa_B \cdot \beta}{\kappa_E \cdot \beta + \sigma_B^2 N_t N_r} \cdot \frac{(1-\beta) \cdot \omega_E}{(1-\beta) \cdot \omega_B + \sigma_E^2 N_e} \\ \text{s.t.} \quad &0 \leq \beta \leq 1. \end{aligned} \quad (18)$$

where  $\kappa_B = \frac{P}{N_t} \text{tr}(\mathbf{H}_B^H \mathbf{H}_B)$ ,  $\kappa_E = \frac{P}{N_t} \text{tr}(\mathbf{H}_E^H \mathbf{H}_E)$ ,  $\omega_B = P \text{tr}(\mathbf{C}_B)$ , and  $\omega_E = P \text{tr}(\mathbf{C}_E)$ . Therefore, the promising optimal values of  $\beta$  in (18) should satisfy the following equation

$$F'(\beta) = \frac{\varphi_a (\varphi_o \beta^2 - 2\varphi_d \beta + \varphi_d)}{(-\varphi_b \beta^2 + \varphi_c \beta + \varphi_d)^2} = 0 \quad (19)$$

where  $\varphi_a = \kappa_B \omega_E$ ,  $\varphi_b = \kappa_E \omega_B$ ,  $\varphi_c = \kappa_E \omega_B + \sigma_B^2 \kappa_E N_e$ ,  $\varphi_d = \sigma_B^2 \omega_B N_r + \sigma_B^2 \sigma_E^2 N_r N_e$ , and  $\varphi_o = \varphi_b - \varphi_c$ . Based on (19), it is seen that the denominator of the derivative and  $\varphi_a$  in (19) are both greater than 0, we only need to solve the roots of equation  $\varphi_o \beta^2 - 2\varphi_d \beta + \varphi_d = 0$ . Due to  $\varphi_o < 0$  and  $\Delta = \varphi_d^2 - \varphi_o \varphi_d > 0$ , this equation has two real-valued roots. In summary, the set of feasible solutions to (18) is

$$S = \left\{ \beta_1 = \frac{\varphi_d + \sqrt{\Delta}}{\varphi_o}, \beta_2 = \frac{\varphi_d - \sqrt{\Delta}}{\varphi_o}, \beta_3 = 0, \beta_4 = 1 \right\},$$

where  $\beta_1$ , and  $\beta_2$  are two solutions to the quadratic equation in (19) while  $\beta_3 = 0$ , and  $\beta_4 = 1$  are two end-points of the feasible search interval  $[0, 1]$ . Obviously,  $\beta_3 = 0$  means that there is no confidential messages to be sent. In other words, SR=0. Thus, this point can be directly removed from the solution set.  $\beta_1 < 0$  falls outside the feasible set  $[0, 1]$ , and can be deleted directly. Considering the function  $F(\beta)$  is a continuous and differentiable function over the interval  $[0, 1]$ , its first derivative is negative as  $\beta$  goes to one from the left. Thus,  $F(1)$  is the local minimum point, which rules out it from the the feasible solution set referring to the set of maximizing  $F(\beta)$ . Finally, we have the unique solution

$$\beta_2 = (\varphi_d - \sqrt{\Delta}) / \varphi_o \quad (20)$$

due to the fact that  $F'(\beta_2) = 0$  and  $\beta_2 \in [0, 1]$ .

### C. Complexity Analysis and Comparison

Below, we present a complexity comparison among the three methods: CO, Max-P-SAN, and ES. Firstly, the complexity of the ES method in [11] is about  $\mathcal{C}_{\text{ES}} = 2N_t^2 M^2 l N_{\text{samp}} [2(N_r + N_e) N_t^2 + N_r + N_e]$  floating-point operations (FLOPs), where  $l$  denotes the number of searches depending on the required accuracy, and  $N_{\text{samp}} (\geq 500)$  is the number of realizations of noise sample points for accurately estimating expectation operators. For the proposed CO, its computational complexity is approximated as  $\mathcal{C}_{\text{CO}} = 3N_t^2 M^2 D_{\text{ite}} (2N_t^2 + 2N_t)$  FLOPs, where  $D_{\text{ite}}$  is the number of iterations. Finally, it is obvious that the proposed Max-P-SAN scheme has the lowest complexity among the three methods, and its complexity is  $\mathcal{C}_{\text{Max-P-SAN}} = 2N_t^2 (2N_r + 3N_e) + 2N_r^2 N_t + 2N_e^2 N_t + N_t + N_r + N_e$  FLOPs. From the three complexity expressions, the dominant term in  $\mathcal{C}_{\text{Max-P-SAN}}$  is only quadratic. In general,  $N_{\text{samp}} \gg N_t > N_r (N_e)$ , their complexities have an increasing order as follows: Max-P-SAN, CO, and ES.

## IV. SIMULATION RESULTS

In what follows, numerical simulations are presented to evaluate the SR performance for two proposed PA strategies, with ES method as a performance benchmark. Specially, the



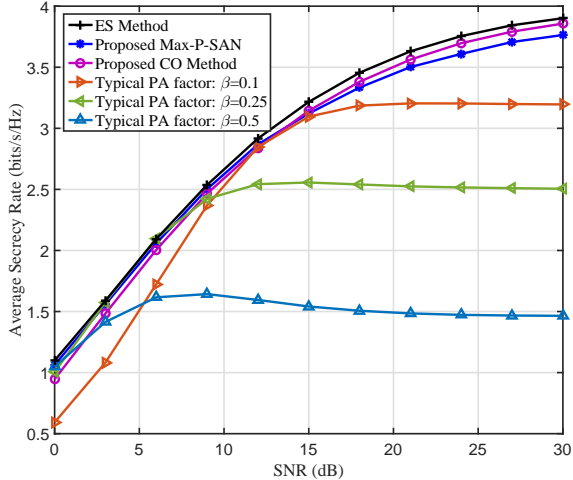


Fig. 2. Comparison of average SR for various PA methods with  $N_t = 4$ ,  $N_r = 2$  and  $N_e = 2$ .

noise variances are assumed to be identical, i.e.,  $\sigma_B^2 = \sigma_E^2$ . Modulation type is quadrature phase shift keying (QPSK).

Fig. 2 plots the curves of SR versus SNR with  $N_t = 4$ ,  $N_r = 2$ , and  $N_e = 2$ . Here, three typical PA strategies,  $\beta = 0.1, 0.25$ , and  $0.5$ , are used as performance references. From Fig. 2, it is seen that the proposed CO method can achieve the optimal SR performance being close to that of the ES method for almost all SNR regions, and the proposed Max-P-SAN approaches the ES performance in the low and medium SNR regions, but slightly worse than the ES in the high SNR region in terms of SR. Because Max-P-SAN has a closed-form expression, it strikes a good balance between performance and complexity. Also, the two proposed methods perform much better than three typical fixed PA schemes. This means that they can harvest appreciable SR performance gains.

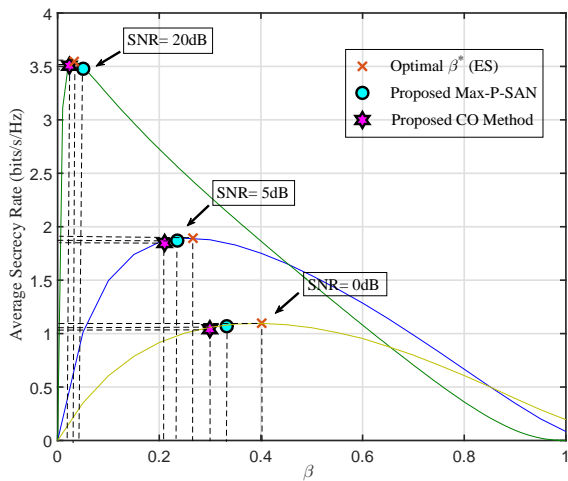


Fig. 3. Comparison of the achievable SR for SNR=0, 5, 20dB with same configuration as Fig. 2.

Fig. 3 plots the curves of maximum achievable SR versus

$\beta$  for three given SNRs: 0dB, 5dB, and 20dB, with ES as a performance benchmark. From this figure, it is obvious that all optimal values of  $\beta$  reduce as SNR increases from 0dB to 20dB. This can be readily explained as follows: a high SNR means a good channel quality. This implies that less power is required to transmit confidential messages, and more power is utilized to emit AN to corrupt eavesdroppers. Additionally, as SNR increases, the optimal values of  $\beta$  corresponding to the two proposed PA are closer to that of  $\beta$  for ES.

## V. CONCLUSION

In this paper, we have made an investigation of PA strategies for SSM system. An efficient approximated expression of SR was given to simplify the computational complexity for optimizing PA factor. Then, two PA strategies were proposed to implement PA between confidential messages and AN. The first one is CO and the second one is Max-P-SAN. The former is iterative while the latter is closed-form. In accordance with simulations, we find: the proposed CO provides a SR performance being close to the ES method for almost all SNR regions, and the proposed Max-P-SAN can achieve the optimal SR performance in the low and medium regions with an extremely low-complexity. These strategies can be applied to the future SSM-based networks such as unmanned aerial vehicle, future mobile networks, and intelligent transportation.

## REFERENCES

- [1] R. Y. Mesleh, H. Haas, S. Sinanovic, C. W. Ahn, and S. Yun, "Spatial modulation," *IEEE Trans. Veh. Technol.*, vol. 57, no. 4, pp. 2228–2241, Jul. 2008.
- [2] H. M. Wang, Q. Yin, and X. G. Xia, "Distributed beamforming for physical-layer security of two-way relay networks," *IEEE Trans. Signal Process.*, vol. 60, no. 7, pp. 3532–3545, Jul. 2012.
- [3] Q. Wu, G. Y. Li, W. Chen, D. W. K. Ng, and R. Schober, "An overview of sustainable green 5G networks," *IEEE Wireless Commun.*, vol. 24, no. 4, pp. 72–80, Aug. 2017.
- [4] S. R. Aghdam and T. M. Duman, "Joint precoder and artificial noise design for MIMO wiretap channels with finite-alphabet inputs based on the cut-off rate," *IEEE Trans. Wireless Commun.*, vol. 16, no. 6, pp. 3913–3923, Jun. 2017.
- [5] X. Chen, X. Chen, and T. Liu, "A unified performance optimization for secrecy wireless information and power transfer over interference channels," *IEEE Access*, vol. 5, pp. 12 726–12 736, 2017.
- [6] S. Yan, X. Zhou, N. Yang, B. He, and T. D. Abhayapala, "Artificial-noise-aided secure transmission in wiretap channels with transmitter-side correlation," *IEEE Trans. on Wireless Commun.*, vol. 15, no. 12, pp. 8286–8297, Dec. 2016.
- [7] Y. Wu, J. B. Wang, J. Wang, R. Schober, and C. Xiao, "Secure transmission with large numbers of antennas and finite alphabet inputs," *IEEE Trans. Commun.*, vol. 65, no. 8, pp. 3614–3628, Aug. 2017.
- [8] L. Wang, S. Bashar, Y. Wei, and R. Li, "Secrecy enhancement analysis against unknown eavesdropping in spatial modulation," *IEEE Commun. Lett.*, vol. 19, no. 8, pp. 1351–1354, Aug. 2015.
- [9] C. Liu, L. L. Yang, and W. Wang, "Secure spatial modulation with a full-duplex receiver," *IEEE Wireless Commun. Lett.*, vol. 6, no. 6, pp. 838–841, Dec. 2017.
- [10] F. Shu, Z. Wang, R. Chen, Y. Wu, and J. Wang, "Two high-performance schemes of transmit antenna selection for secure spatial modulation," *IEEE Trans. Veh. Technol.*, pp. 1–1, 2018.
- [11] F. Wu, L. L. Yang, W. Wang, and Z. Kong, "Secret precoding-aided spatial modulation," *IEEE Commun. Lett.*, vol. 19, no. 9, pp. 1544–1547, Sep. 2015.
- [12] M. Sadek, A. Tarighat, and A. H. Sayed, "A leakage-based precoding scheme for downlink multi-user mimo channels," *IEEE Transactions on Wireless Communications*, vol. 6, no. 5, pp. 1711–1721, May 2007.

- [13] S. Feng, M. M. Wang, W. Yaxi, F. Haiqiang, and L. Jinhui, "An efficient power allocation scheme for leakage-based precoding in multi-cell multiuser MIMO downlink," *IEEE Commun. Lett.*, vol. 15, no. 10, pp. 1053–1055, Oct. 2011.