

Global consensus Monte Carlo

Lewis J. Rendell¹ Adam M. Johansen^{1,3} Anthony Lee^{2,3}
 Nick Whiteley²

¹University of Warwick, ²University of Bristol, ³Alan Turing Institute.

December 14, 2024

Abstract

For Bayesian inference with large data sets, it is often convenient or necessary to distribute the data across multiple machines. We consider a likelihood function expressed as a product of terms, each associated with a subset of the data. Inspired by global variable consensus optimisation, we introduce an instrumental hierarchical model associating auxiliary statistical parameters with each term; these are conditionally independent given the top-level parameters, one of which controls their unconditional strength of association. This model leads to a distributed MCMC algorithm on an extended state space yielding approximations of posterior expectations. A trade-off between computational tractability and fidelity to the original model can be controlled by changing the association strength in the instrumental model. We propose the use of a SMC sampler with a sequence of association strengths, allowing both the automatic determination of appropriate strengths and for a bias correction technique to be applied. In contrast to similar distributed Monte Carlo algorithms, this approach requires few distributional assumptions. The performance of the algorithms is illustrated with a number of simulated examples.

1 Introduction

Large data sets arising in modern statistical applications present serious challenges for standard computational techniques for Bayesian inference, such as Markov chain Monte Carlo (MCMC) and other approaches requiring repeated evaluations of the likelihood function. We consider here the situation where the data are distributed across multiple computing nodes. This could be because the likelihood function cannot be computed on a single computing node in a reasonable amount of time, e.g. the data might not fit into main memory.

We assume that the likelihood function can be expressed as a product of terms so that the posterior density for the statistical parameter Z satisfies

$$\pi(z) \propto \mu(z) \prod_{j=1}^b f_j(z), \quad (1)$$

where Z takes values $z \in \mathbf{E} \subseteq \mathbb{R}^d$, and μ is a prior density. We assume that f_j is computable on computing node j and involves consideration of \mathbf{y}_j , the j th subset or ‘block’ of the full data set, which comprises b such blocks.

Many authors have considered embarrassingly parallel MCMC algorithms approximating expectations with respect to (1), following the consensus Monte Carlo approach of (Scott et al., 2016). Such algorithms require communication between the nodes only at the very beginning and end of the procedure, falling into the MapReduce framework (Dean and Ghemawat, 2008); their use is therefore more advantageous when inter-node communication is relatively costly, for example due to high latency. We later review some of these approaches, and some issues surrounding their use, in Section 2.4.

The approach we propose is motivated by global variable consensus optimisation (see, e.g., Boyd et al., 2011, Section 7). Instead of aiming to avoid entirely communication between nodes, our

proposed algorithm is intended to be robust to significant differences between the likelihood contributions f_j , and therefore between the blocks of data. We introduce an instrumental hierarchical model, associating an auxiliary parameter with each likelihood contribution (and therefore with each computing node). These are conditionally independent given Z and an additional top-level parameter, which controls their unconditional strength of association. This allows the construction of an MCMC algorithm on an extended state space, yielding estimates of expectations with respect to π . By tuning the association strength through the top-level parameter, a trade-off between computational tractability and fidelity to the original model can be controlled.

The same framework has recently and independently been proposed in a serial context by [Vono et al. \(2018\)](#), who construct a Gibbs sampler via a ‘variable splitting’ approach. Rather than distributing the computation, the authors focus on the setting where $b = 1$ in order to obtain a relaxation of the original simulation problem (the case in which $b > 1$ is described in an appendix). Our contemporaneous work focuses on distributed settings, providing a sequential Monte Carlo implementation of the framework that may be used to generate bias-corrected estimates. The aforementioned authors’ application of the idea to linear Gaussian inverse problems provides a useful further demonstration of the framework; their proposed use of data augmentation could equally be applied in distributed contexts.

We introduce our proposed framework and the resulting algorithmic structure in Section 2, including some discussion of issues in its implementation, and comparisons with related approaches in the literature. A case study for Gaussian densities is provided in Section 3, giving some insight into the asymptotic behaviour of the algorithm; for this simple case we analyse the resulting bias–variance trade-off, and show how to minimise the asymptotic mean squared error. We then introduce our proposed sequential Monte Carlo implementation of the framework in Section 4. Various simulation examples are presented in Section 5, before conclusions are provided in Section 6.

2 The instrumental model and MCMC

For simplicity, we shall occasionally abuse notation by using the same symbol for a probability measure on \mathbf{E} , and for its density with respect to some dominating measure. For the numerical examples presented herein, $\mathbf{E} \subseteq \mathbb{R}^d$ and all densities are defined with respect to a suitable version of the Lebesgue measure. We use the notation $x_{m:n} := (x_m, \dots, x_n)$ for arbitrary x_m, \dots, x_n . For a probability density function ν and function φ we denote by $\nu(\varphi)$ the expectation of $\varphi(X)$ when $X \sim \nu$, i.e.

$$\nu(\varphi) := \int \varphi(x)\nu(x) dx.$$

The goal of the present paper is to approximate $\pi(\varphi)$ for suitable $\varphi : \mathbf{E} \rightarrow \mathbb{R}$.

2.1 The instrumental model

We take an approach that has also been developed in contemporaneous work by [Vono et al. \(2018\)](#), although their objectives were somewhat different. Alongside the variable of interest Z , we introduce a collection of b instrumental variables each also defined on \mathbf{E} , denoted by $X_{1:b}$. On the extended state space $\mathbf{E} \times \mathbf{E}^b$, we define the probability density function $\tilde{\pi}_\lambda$ by

$$\tilde{\pi}_\lambda(z, x_{1:b}) \propto \mu(z) \prod_{j=1}^b K_j^{(\lambda)}(z, x_j) f_j(x_j), \quad (2)$$

where $\{K_j^{(\lambda)} : \lambda \in \mathbb{R}_+\}$ is a family of Markov transition densities for each $j \in \{1, \dots, b\}$. Defining

$$f_j^{(\lambda)}(z) := \int_{\mathbf{E}} K_j^{(\lambda)}(z, x) f_j(x) dx,$$

the density of the Z -marginal of $\tilde{\pi}_\lambda$ may be written as

$$\pi_\lambda(z) := \int_{\mathbf{E}^b} \tilde{\pi}_\lambda(z, x_{1:b}) dx_{1:b} \propto \mu(z) \prod_{j=1}^b f_j^{(\lambda)}(z). \quad (3)$$

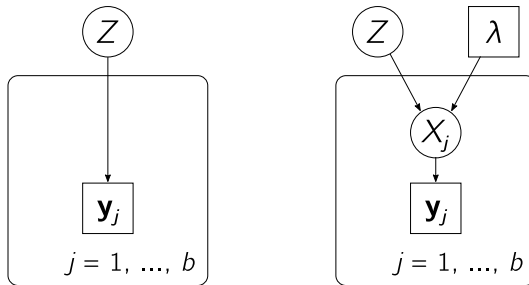


Figure 1: Directed acyclic graphs, representing the original statistical model (left) and the instrumental model we construct (right).

The role of λ is to control the fidelity of $f_j^{(\lambda)}$ to f_j , and so we assume the following in the sequel.

Assumption 1 For each $j \in \{1, \dots, b\}$, $f_j^{(\lambda)}$ is bounded for all $\lambda > 0$ and $f_j^{(\lambda)} \rightarrow f_j$ pointwise as $\lambda \rightarrow 0$.

For example, Assumption 1 implies that π_λ converges in total variation to π by Scheffé’s lemma (Scheffé, 1947), and therefore $\pi_\lambda(\varphi) \rightarrow \pi(\varphi)$ for bounded φ . A sufficient condition for this is that for each $j \in \{1, \dots, b\}$ and for μ -almost all $z \in \mathbf{E}$, the probability measure associated with $K_j^{(\lambda)}(z, \cdot)$ converges weakly to the Dirac measure concentrated at z . On a first reading one may wish to assume that the $K_j^{(\lambda)}$ are chosen to be independent of j ; for example, with $\mathbf{E} = \mathbb{R}$ one could take $K_j^{(\lambda)}(z, x) = \mathcal{N}(x; z, \lambda)$. In Section 2.3.3 we consider settings in which choosing these to differ with j may be beneficial.

The instrumental hierarchical model is presented diagrammatically in Figure 1. The variables $X_{1:b}$ may be seen as ‘proxies’ for Z associated with each of the data subsets, which are conditionally independent given Z and the newly-introduced parameter λ . Loosely speaking, λ represents the extent to which we allow the local variables $X_{1:b}$ to differ from the global variable Z .

We observe that $K_j^{(\lambda)}(z, x_j)$ simultaneously provides a pseudo-prior for X_j and a pseudo-likelihood for Z . The prior density μ provides a form of regularisation at the ‘global’ level. This approach avoids the need to define, e.g., fractionated prior densities to assign prior information to each block of data, as is typical in embarrassingly parallel approaches. In terms of computation, it is this separation of Z from the subsets of the data $\mathbf{y}_{1:b}$, given $X_{1:b}$ introduced by the instrumental model, that can be exploited by distributed algorithms.

There are connections between this setup and various concepts in the distributed optimisation literature; this motivation is also explored in the contemporaneous work of Vono et al. (2018). The global consensus problem is the problem of minimising a sum of functions on a common domain, under the constraint that their arguments are all equal to some global common value. If for each $j \in \{1, \dots, b\}$ one uses the Gaussian kernel density $K_j^{(\lambda)}(z, x) = \mathcal{N}(x; z, \lambda)$, then taking the negative logarithm of (2) gives

$$-\log \tilde{\pi}_\lambda(z, x_{1:b}) = C - \log \mu(z) - \sum_{j=1}^b \log f_j(x_j) + \frac{1}{2\lambda} \sum_{j=1}^b (z - x_j)^2. \quad (4)$$

Maximising $\pi(z)$ is equivalent to minimising this function under the constraint that $z = x_j$ for $j \in \{1, \dots, b\}$, which may be achieved using the alternating direction method of multipliers (Bertsekas and Tsitsiklis, 1989). Specifically, (4) corresponds to the use of $1/\lambda$ as the penalty parameter in this procedure.

There are some similarities between this framework and Approximate Bayesian Computation (see Marin et al., 2012, for a review of such methods) – in both cases one introduces a kernel that can be viewed as acting to smooth the likelihood. In the case of (2) the role of λ is to control the scale of smoothing that occurs in the parameter space; the tolerance parameter used in ABC, in contrast, controls the extent of a comparable form of smoothing in the observation (or summary statistic) space.

2.2 Distributed Metropolis-within-Gibbs

The instrumental model described forms the basis of our proposed global consensus framework; ‘global consensus Monte Carlo’ is correspondingly the application of any Monte Carlo method to form an approximation of $\pi_\lambda(\varphi)$. We focus here on the construction of a Metropolis-within-Gibbs Markov kernel that leaves $\tilde{\pi}_\lambda$ invariant. If λ is chosen to be sufficiently small, then the Z -marginal π_λ provides an approximation of π and so given a chain with values denoted $(Z^t, X_{1:b}^t)$ for $t \in \{1, \dots, T\}$, an approximation of $\pi(\varphi)$ for some function φ is given by

$$\pi_\lambda^T(\varphi) := \frac{1}{T} \sum_{t=1}^T \varphi(Z^t). \quad (5)$$

The Metropolis-within-Gibbs kernel we consider utilises the full conditional densities

$$\tilde{\pi}_\lambda(x_j | z) \propto K_j^{(\lambda)}(z, x_j) f_j(x_j) \quad (6)$$

for $j \in \{1, \dots, b\}$, and

$$\tilde{\pi}_\lambda(z | x_{1:b}) \propto \mu(z) \prod_{j=1}^b K_j^{(\lambda)}(z, x_j), \quad (7)$$

where (6) follows from the mutual conditional independence of $X_{1:b}$ given Z .

We define $M_1^{(\lambda)}$ to be a $\tilde{\pi}_\lambda$ -invariant Markov kernel that fixes the first component z . Denoting by δ_z the Dirac measure at z , we have

$$M_1^{(\lambda)}((z, x_{1:b}); d(z', x'_{1:b})) = \delta_z(dz') \prod_{j=1}^b P_{j,z}^{(\lambda)}(x_j, dx'_j),$$

where for each j , $P_{j,z}^{(\lambda)}(x_j, \cdot)$ is a Markov kernel leaving (6) invariant. A simple choice is

$$P_{j,z}^{(\lambda)}(x_j, dx'_j) = \tilde{\pi}_\lambda(x'_j | z) dx'_j, \quad j \in \{1, \dots, b\}, \quad (8)$$

which corresponds to sampling $X'_{1:b}$ from their respective full conditional distributions. We similarly define $M_2^{(\lambda)}$ to be a $\tilde{\pi}_\lambda$ -invariant Markov kernel that fixes $x_{1:b}$,

$$M_2^{(\lambda)}((z, x_{1:b}); d(z', x'_{1:b})) = \left[\prod_{j=1}^b \delta_{x_j}(dx'_j) \right] P_{x_{1:b}}^{(\lambda)}(z, dz'),$$

where $P_{x_{1:b}}^{(\lambda)}(z, \cdot)$ is a Markov kernel leaving (7) invariant. Again, a simple choice is

$$P_{x_{1:b}}^{(\lambda)}(z, dz') = \tilde{\pi}_\lambda(z' | x_{1:b}) dz'. \quad (9)$$

The interest from a distributed perspective is that $M_1^{(\lambda)}$ can be implemented by having each node j sample a new X'_j from $P_{j,z}^{(\lambda)}(X_j, \cdot)$; these $X'_{1:b}$ may then be communicated to a central node that implements $M_2^{(\lambda)}$. The resulting algorithm is presented as Algorithm 1.

The simple cases here correspond to a two-variable Gibbs sampler, in which the two variables are Z and $X_{1:b}$. This is particularly amenable to analysis, and we pursue this in Section 3. The same Gibbs sampler construction has recently been proposed independently by [Vono et al. \(2018\)](#); their main objective was to improve algorithmic performance and they do not consider distributed computation.

2.3 Implementation considerations

2.3.1 Repeated MCMC kernel iterations

A typical straightforward MCMC approach to drawing samples according to (1) would require computation of the full likelihood function in each iteration. While the computation of the partial

Algorithm 1 Global consensus Monte Carlo: MCMC algorithm

Fix $\lambda > 0$. Set initial state $(Z^0, X_{1:b}^0)$; choose chain length T .

For $t = 1, \dots, T$:

- For $j \in \{1, \dots, b\}$, sample $X_j^t \sim P_{j, Z^{t-1}}^{(\lambda)}(X_j^{t-1}, \cdot)$.
- Sample $Z^t \sim P_{X_{1:b}^t}^{(\lambda)}(Z^{t-1}, \cdot)$.

Return $(Z^t, X_{1:b}^t)_{t=1}^T$.

likelihood functions $f_{1:b}$ on each node can be carried out in parallel, this requires communication from the master node to and from the worker nodes for each computation of the full likelihood, and therefore for each accept/reject step.

In contrast, while each iteration of Algorithm 1 requires similar communication between nodes, computations of the conditional densities (6)–(7) may occur on a single node. As such, our approach will be most advantageous when implementation of the Gibbs kernel (8) is not possible, with the Markov kernels $P_{j,z}^{(\lambda)}$ instead comprising multiple iterations of an MCMC kernel leaving (6) invariant. In this case, multiple computations of each f_j (and therefore multiple accept/reject steps) may be conducted on each worker node. Our analysis of the Gibbs sampler setting in Section 3 may also be informative about this more general Metropolis-within-Gibbs setting, in cases where each $P_{j,z}^{(\lambda)}$ comprises enough MCMC iterations to exhibit good mixing.

Vono et al. (2018) demonstrate an example based on linear inverse Gaussian problems in which the Gibbs sampler form of Algorithm 1 results in more efficient simulation than direct sampling from π . This serial setting constitutes a ‘divide-and-conquer’ approach, in which the resulting Gibbs kernels are more computationally tractable than sampling from the full posterior.

2.3.2 Choosing the regularisation parameter

The regularisation parameter λ takes the role of a tuning parameter, and we can view its effect on the mean squared error of approximations of $\pi(\varphi)$ using the bias–variance decomposition,

$$\mathbb{E}\left[\left(\pi_\lambda^T(\varphi) - \pi(\varphi)\right)^2\right] = [\pi_\lambda(\varphi) - \pi(\varphi)]^2 + \text{var}[\pi_\lambda^T(\varphi)], \quad (10)$$

which is true when $\mathbb{E}[\pi_\lambda^T(\varphi)] = \pi_\lambda(\varphi)$. In many practical cases this decomposition will provide a very accurate approximation for large T , as the squared bias of $\pi_\lambda^T(\varphi)$ is typically asymptotically negligible in comparison to its variance.

The decomposition (10) separates the contributions to the error from the bias introduced by the instrumental model and the variance associated with the MCMC approximation. If λ is too large, the squared bias term in (10) can dominate while if λ is too small, the Markov chain may exhibit poor mixing due to strong conditional dependencies between $X_{1:b}$ and Z , and so the variance term in (10) can dominate. For example, if $K_j^{(\lambda)}(z, \cdot)$ converges weakly to the Dirac measure at z as $\lambda \rightarrow 0$, it is straightforward to show that for any $z \in \mathbf{E}$ with $f_j(z) > 0$, the conditional distribution of X_j given $Z = z$ will converge weakly to the Dirac measure at z .

It follows that λ should ideally be chosen in order to balance these two considerations; the effect of λ is investigated theoretically in the analysis in Section 3 and empirically in the examples of Section 5. An alternative that we explore in Section 4 is to use Markov kernels formed via Algorithm 1 within a Sequential Monte Carlo sampler. In this manner a decreasing sequence of λ values may be considered, which may result in lower-variance estimates for small λ values; we also describe a possible bias correction technique.

2.3.3 Choosing the Markov transition densities

Depending on μ and $f_{1:b}$, appropriate choices of $K_j^{(\lambda)}$ may enable sampling from some of the conditional distributions in (6)–(7). For example, $K_j^{(\lambda)}(\cdot, x_j)$ is a pseudo-likelihood for $Z \sim \mu$, so

if μ is conjugate to $K_j^{(\lambda)}(\cdot, x_j)$ for each $j \in \{1, \dots, b\}$, then the conditional distribution of Z given $X_{1:b}$ will be from the same family as μ . Similarly, one might choose for each $K_j^{(\lambda)}(z, \cdot)$ a conjugate prior for the partial likelihood terms f_j , so that the conditional distribution of each X_j given \mathbf{y}_j and Z is from the same family as $K_j^{(\lambda)}(z, \cdot)$.

It may also be appropriate to choose the Markov transition densities to have relative scales comparable to those of the corresponding partial likelihood terms. To motivate this consider a univariate setting in which the partial likelihood terms are Gaussian, so that we may write $f_j(z) = \mathcal{N}(\mu_j; z, \sigma_j^2)$ for each $j \in \{1, \dots, b\}$. Suppose one uses Gaussian transition densities $K_j^{(\lambda)}(z, x) = \mathcal{N}(x; z, c_j \lambda)$, where c_1, \dots, c_b are positive values controlling the relative strengths of association between Z and the local variables $X_{1:b}$. As seen in (3), in the approximating density π_λ the partial likelihood terms f_j are replaced by smoothed terms, in this case given by

$$f_j^{(\lambda)}(z) \propto \mathcal{N}(\mu_j; z, \sigma_j^2 + c_j \lambda). \quad (11)$$

The resulting smoothed posterior density is presented as (12) in Section 3, where this setting is further explored.

In this case, the role of λ may be seen as ‘diluting’ or downweighting the contribution of each partial likelihood to the posterior distribution π_λ . A natural choice is to take $c_j \propto \sigma_j^2$, so that the dilution of each f_j is in proportion to the strength of its contribution to π . In this case (11) becomes

$$f_j^{(\lambda)}(z) \propto \mathcal{N}(\mu_j; z, (1 + c\lambda)\sigma_j^2)$$

for some constant c . The relative strengths of contribution of the $f_{1:b}$ are thereby preserved in the posterior density π_λ . If one has prior beliefs or approximations of the relative scales of the partial likelihood terms, then scaling the regularisation parameters in this way may therefore be beneficial. An additional advantage is that if one uses an improper uniform prior $\mu(z) \propto 1$, then π_λ will have the same mean as π for all $\lambda > 0$, allowing low-bias estimates of the posterior mean $\int z \pi(z) dz$ to be formed.

A particular case of interest is that in which the blocks of data \mathbf{y}_j differ in size. If each observation y_i has a likelihood contribution of the form $\mathcal{N}(y_i; z, \sigma^2)$, then the j th partial likelihood may be expressed as $f_j(z) \propto \mathcal{N}(\bar{y}_j; z, \sigma^2/n_j)$, where n_j is the number of data in the j th block and \bar{y}_j is their mean. Taking $c_j \propto 1/n_j$, the smoothed partial likelihood (11) becomes

$$f_j^{(\lambda)}(z) \propto \mathcal{N}(\bar{y}_j; z, (\sigma^2 + c\lambda)/n_j)$$

for some c , so that the information from each observation is diluted in a consistent way. Motivated by Bayesian asymptotic arguments, we suggest that this scaling of the regularisation parameter in inverse proportion to the relative block sizes may be beneficial in more general settings.

The effect of such choices on the MCMC algorithm is most readily seen by considering the improper uniform prior $\mu(z) \propto 1$ (a Gaussian prior is considered in Section 3). Taking $K_j^{(\lambda)}(z, x) = \mathcal{N}(x; z, c_j \lambda)$, the conditional density of Z given $X_{1:b}$ is

$$\tilde{\pi}_\lambda(z | x_{1:b}) = \mathcal{N}\left(z; \frac{\sum_{j=1}^b x_j/c_j}{\sum_{j=1}^b 1/c_j}, \frac{\lambda}{\sum_{j=1}^b 1/c_j}\right).$$

Therefore, when updating Z given the local variables’ current values $x_{1:b}$, the choice of $c_{1:b}$ dictates the relative influence of each such value. For example, we might expect the local variables corresponding to larger blocks to be more informative about the distribution of Z , which further justifies choosing $c_{1:b}$ to be inversely proportional to the block sizes.

In a multidimensional setting, one could control the covariance structure of each X_j given Z by using transition densities of the form $\mathcal{N}(x; z, \lambda \Psi_j)$, where $\Psi_{1:b}$ are positive semi-definite matrices. By a similar Gaussian analysis, one could preserve the relative strengths of contribution of the partial likelihood terms by choosing for each Ψ_j an approximation of the covariance matrix of f_j .

2.4 Comparisons with related approaches

Our algorithm has similar objectives to embarrassingly parallel techniques proposed by many authors; these require communication between nodes only at the beginning and end of the algorithm,

thereby reducing the costs of communication latency to a near-minimum. Consensus Monte Carlo (Scott et al., 2016) involves simulating different MCMC chains on each node, each invariant with respect to a ‘subposterior’ distribution with density proportional to $\mu(z)^{1/b} f_j(z)$, and combining the chains to produce approximations of posterior expectations using a final post-processing step. The post-processing step amounts to forming a ‘consensus chain’ by weighted averaging of the separate chains. In the case that each subposterior density is Gaussian, this approach can be used to produce samples asymptotically distributed according to π , by weighting each chain using the precision matrices of the subposterior distributions, or sample approximations thereof.

Motivated by Bayesian asymptotics, the authors suggest using this approach more generally; indeed, in cases where the subposterior distributions exhibit near-Gaussianity this performs well, with the final ‘consensus chain’ providing a good approximation of posterior expectations. However, the application of this approach in non-Gaussian settings comes with no theoretical guarantees. Other weighting schemes are possible; the authors use unweighted averages in one example, though note that this choice may produce poor results when the subposterior distributions differ considerably.

In cases where at least some of the likelihood contributions f_j are highly non-Gaussian, consensus Monte Carlo sometimes performs poorly (as in examples of Wang et al., 2015; Srivastava et al., 2015). Various authors have therefore proposed more generally-applicable techniques for utilising the values from each of these chains in order to approximate posterior expectations. Scott (2017) suggests a strategy based on finite mixture models, following an earlier proposal by Neiswanger et al. (2014) employing kernel density estimates, though notes that both methods may be infeasible or impractical in high-dimensional settings. The same author proposes a model-agnostic method employing sequential importance sampling, which is also observed to perform poorly in high dimensions.

While the averaging technique used in the consensus Monte Carlo procedure of Scott et al. (2016) is simple, it can exhibit other shortfalls. As we shall later exemplify, one case of interest is that in which the data in different blocks are not exchangeable, perhaps due to each block of data originating from a different source, or describing a different subpopulation. There may then be significant differences between the functions f_j , and so the final combination procedure can result in inaccurate representations of the true target density. While permuting and re-partitioning the data may result in greater homogeneity across the data blocks, this may not always be feasible.

Various other techniques have been proposed for combining the outputs of the individual chains in embarrassingly parallel approaches. Rabinovich et al. (2015) suggest that instead of combining the chains’ values by averaging, one could use variational optimisation to choose a function with which to aggregate the chains. Wang and Dunson (2013) build on the idea of using kernel density estimates by using approximations based on Weierstrass transforms; Wang et al. (2015) suggest a method employing random partition trees. Another direction is taken by Minsker et al. (2014) and Srivastava et al. (2015), who consider forming empirical measures approximating each subposterior distribution and taking a suitably-defined mean or median.

Another possible issue with embarrassingly parallel approaches is that of the prior density μ . Typically, each subposterior receives an equal share of the prior information encoded by μ , in the form of the fractionated prior density $\mu(z)^{1/b}$. It is not clear, however, when this approach is justified. For example, suppose the prior distribution belongs to an exponential family; any property that is not invariant to multiplying the canonical parameters by a constant will not be preserved when fractionating the density. For several common distributions (including gamma and Wishart), this is true of the first moment. As such if $\mu(z)^{1/b}$ is proportional to a valid probability density function, then the distribution to which this corresponds may be qualitatively very different to the full prior. Although Scott et al. (2016) note that fractionated priors perform poorly on one example (for which a tailored solution is provided), no other obvious way of assigning prior information to each block naturally presents itself. In contrast, as described in Section 2.1 our approach avoids this problem entirely, with μ providing prior information for Z at the ‘global’ level.

An alternative approach to the problem has been proposed by Jordan et al. (2018), who construct a surrogate approximation to the global likelihood based on gradient information from each block. In another proposal, Xu et al. (2014) consider approximating each f_j by an unnormalised density belonging to an exponential family; separate MCMC chains are run in parallel on each node, targeting densities in which those likelihood contributions f_j that cannot be computed on

that node are replaced by these approximating densities. Regular moment-sharing between the nodes allows the parameters of these densities to be iteratively updated via expectation propagation, in order that each chain’s target density forms a close approximation of the true target π . Again, however, the effectiveness of this method relies on approximations that may not always be appropriate.

Finally, we believe this work is complementary to approaches that try to reduce the amount of computation associated with each likelihood calculation on a single node, e.g. by using only a subsample or batch of the data (Korattikara et al., 2014; Bardenet et al., 2014; Huggins et al., 2016), the use of bounds on the likelihood contribution of each datum (Maclaurin and Adams, 2014), and the application of various stochastic optimisation procedures (Welling and Teh, 2011; Hoffman et al., 2013).

3 Theoretical analysis for a simple model

3.1 Inferring the mean of a normal distribution

We consider a simple model where the goal is to infer the mean of a normal distribution, as the resulting Markov chain is particularly amenable to theoretical analysis. The results may also be indicative of performance for regular models with abundant data due to the Bernstein–von Mises theorem (see, e.g., van der Vaart, 2000, Chapter 10).

Let $\mu(z) = \mathcal{N}(z; \mu_0, \sigma_0^2)$, and for each $j \in \{1, \dots, b\}$ let $f_j(z) = \mathcal{N}(\mu_j; z, \sigma_j^2)$ and $K_j^{(\lambda)}(z, x) = \mathcal{N}(x; z, c_j\lambda)$, following Section 2.3.3. We obtain

$$\pi_\lambda(z) = \mathcal{N}\left(z; \delta_\lambda^2 \left[\frac{\mu_0}{\sigma_0^2} + \sum_{j=1}^b \frac{\mu_j}{\sigma_j^2 + c_j\lambda} \right], \delta_\lambda^2\right), \quad \delta_\lambda^2 = \left(\frac{1}{\sigma_0^2} + \sum_{j=1}^b \frac{1}{\sigma_j^2 + c_j\lambda} \right)^{-1}, \quad (12)$$

and $\pi(z)$ can be recovered by taking $\lambda = 0$ in (12). The corresponding full conditional densities for (12) are

$$\tilde{\pi}_\lambda(x_j | z) = \mathcal{N}\left(x_j; \frac{\sigma_j^2 z + c_j \lambda \mu_j}{\sigma_j^2 + c_j \lambda}, \frac{c_j \lambda \sigma_j^2}{\sigma_j^2 + c_j \lambda}\right)$$

and

$$\tilde{\pi}_\lambda(z | x_{1:b}) = \mathcal{N}\left(z; \tilde{\delta}_\lambda^2 \left[\frac{\mu_0}{\sigma_0^2} + \sum_{j=1}^b \frac{x_j}{c_j \lambda} \right], \tilde{\delta}_\lambda^2\right), \quad \tilde{\delta}_\lambda^2 = \left(\frac{1}{\sigma_0^2} + \sum_{j=1}^b \frac{1}{c_j \lambda} \right)^{-1},$$

and we consider the case where $M_1^{(\lambda)}$ and $M_2^{(\lambda)}$ are Gibbs kernels as in (8)–(9).

For a two-variable Gibbs Markov chain, each of the two ‘marginal’ chains (the sequences of states for each of the two variables) is also a Markov chain. In this setting we may therefore consider the Z -chain with transition kernel

$$M_{12}^{(\lambda)}(z, dz') = \int_{\mathbb{E}^b} \left[\prod_{j=1}^b \tilde{\pi}_\lambda(x_j | z) \right] \tilde{\pi}_\lambda(z' | x_{1:b}) dx_{1:b} dz'. \quad (13)$$

Observing that $\tilde{\pi}_\lambda(z' | x_{1:b})$ depends on $x_{1:b}$ only through the sum $\sum_{j=1}^b x_j/c_j$, one can thereby show that the Z -chain defined by (13) is an AR(1) process. Specifically, we have

$$Z_k = C + \alpha Z_{k-1} + \epsilon_k, \quad k > 0,$$

where

$$\alpha := \tilde{\delta}_\lambda^2 \sum_{j=1}^b \frac{\sigma_j^2}{c_j \lambda (\sigma_j^2 + c_j \lambda)}, \quad C := \tilde{\delta}_\lambda^2 \left(\frac{\mu_0}{\sigma_0^2} + \sum_{j=1}^b \frac{\mu_j}{\sigma_j^2 + c_j \lambda} \right),$$

and the ϵ_k are i.i.d. zero-mean normal random variables, with variance

$$\tilde{\delta}_\lambda^2 \left(1 + \tilde{\delta}_\lambda^2 \sum_{j=1}^b \frac{\sigma_j^2}{c_j \lambda (\sigma_j^2 + c_j \lambda)} \right).$$

It follows that the autocorrelation of lag k is given by α^k for $k \geq 0$, and that $\alpha \rightarrow 1$ as $\lambda \rightarrow 0$.

3.2 Asymptotic bias and variance with n observations

We now consider the setting of Section 3.1, making the number of observations n explicit. In particular, for some $z^* \in \mathbb{R}$ consider realisations $y_{1:n}$ of i.i.d. $\mathcal{N}(z^*, \sigma^2)$ random variables, grouped into b blocks. For simplicity, assume that b divides n , that each block contains n/b observations, and that the observations are allocated to the blocks sequentially, so that the j th block comprises those y_i where $i \in B_j := \{(j-1)n/b + 1, \dots, jn/b\}$. Then

$$f_j(z) = \prod_{i \in B_j} \mathcal{N}(y_i; z, \sigma^2) \propto \mathcal{N}\left(\frac{b}{n} \sum_{i \in B_j} y_i; z, \frac{b}{n} \sigma^2\right).$$

Since the blocks are of equal size in this case, so that each partial likelihood is of the same scale, we consider using $K_j^{(\lambda)}(z, x) = \mathcal{N}(x; z, \lambda)$ for each j . From (12), we obtain

$$\pi_\lambda(z) = \mathcal{N}\left(z; \delta_\lambda^2 \left[\frac{\mu_0}{\sigma_0^2} + \frac{n\bar{y}}{\sigma^2 + n\lambda/b} \right], \delta_\lambda^2\right), \quad \delta_\lambda^2 = \left(\frac{1}{\sigma_0^2} + \frac{n}{\sigma^2 + n\lambda/b} \right)^{-1}. \quad (14)$$

Denoting the identity function on \mathbb{R} by Id , we consider the estimator $\pi_\lambda(\text{Id})$ of the posterior first moment $\pi(\text{Id})$; we analyse its mean squared error using the bias–variance decomposition (10). The bias is

$$\pi_\lambda(\text{Id}) - \pi(\text{Id}) = \frac{n^2 (\lambda/b) \sigma_0^2 (\mu_0 - \bar{y})}{(\sigma^2 + n\sigma_0^2) (\sigma^2 + n\sigma_0^2 + n\lambda/b)}. \quad (15)$$

To assess the variance of $\pi_\lambda(\text{Id})$, we consider the asymptotic variance associated with the ergodic average (5),

$$\lim_{T \rightarrow \infty} T \text{var}(\pi_\lambda^T(\varphi)) = \text{var}(\varphi(Z_0)) \left[1 + 2 \sum_{k=1}^{\infty} \text{corr}(\varphi(Z_0), \varphi(Z_k)) \right], \quad Z_0 \sim \pi_\lambda, \quad (16)$$

for φ square-integrable w.r.t. π_λ . As discussed earlier the Z -chain is an AR(1) process, and the autocorrelations are entirely determined by the autoregressive parameter

$$\alpha = \frac{n\sigma^2\sigma_0^2}{(\sigma^2 + n\lambda/b)(n\sigma_0^2 + n\lambda/b)},$$

from which one can find that the asymptotic variance for $\varphi = \text{Id}$ is

$$\frac{\sigma_0^2 (\sigma^2 + n\lambda/b) \left[(n\lambda/b)^2 + (\sigma^2 + n\sigma_0^2) (n\lambda/b) + 2n\sigma^2\sigma_0^2 \right]}{(n\lambda/b) (\sigma^2 + n\sigma_0^2 + n\lambda/b)^2}. \quad (17)$$

Following the definition (16) of this asymptotic variance, dividing this expression by T gives an approximation of the variance term in (10) for large T .

As a caveat to this and the following analysis, estimation of the mean in Gaussian settings may not accurately reflect what happens in more complex settings. For example, if one uses an improper uniform prior then $\pi_\lambda(\text{Id})$ is an unbiased estimator of $\pi(\text{Id})$ for any λ , as seen in (15) with $\sigma_0^2 \rightarrow \infty$; this will not be true in general.

One may also note that in this Gaussian setting, the variance of π_λ will always exceed the variance of the true target π , since the variance expression in (14) is an increasing function of λ . The effect is that estimation of the posterior variance in Gaussian settings is likely to result in positive bias, and confidence intervals for $\pi(\text{Id})$ may be conservative. This, of course, simply reflects the fact that marginally the instrumental model can be viewed as replacing the original likelihood with a smoothed version as shown in (3).

3.3 Asymptotic optimisation of λ for large T

For fixed n , we consider the problem of choosing λ as a function of chain length T so as to minimise the mean squared error of the posterior mean estimator. This involves considering the contributions of the bias and variance to the mean squared error (10) in light of (15) and (17). Intuitively, with larger values of T , smaller values of λ can be used to reduce the bias while keeping the variance small. Defining $B(\lambda)$ to be the bias as given in (15), we see that as $\lambda \rightarrow 0$,

$$\frac{B(\lambda)}{\lambda} \rightarrow \frac{n^2 \sigma_0^2 (\mu_0 - \bar{y})}{b(\sigma^2 + n\sigma_0^2)^2} =: B_\star.$$

Similarly, denoting by $V(\lambda)$ the asymptotic variance (17), we see that

$$\lambda V(\lambda) \rightarrow \frac{2b\sigma^4 \sigma_0^4}{(\sigma^2 + n\sigma_0^2)^2} =: V_\star.$$

For small λ , the mean squared error of the estimate is given approximately by

$$\mathbb{E}\left[\left(\pi_\lambda^T(\text{Id}) - \pi(\text{Id})\right)^2\right] \approx (\lambda B_\star)^2 + \frac{1}{T} \frac{V_\star}{\lambda},$$

which may be shown to be minimised when

$$\lambda^3 = \frac{V_\star}{2B_\star^2 T} = \frac{b^3 \sigma^4 (\sigma^2 + n\sigma_0^2)^2}{n^4 T (\mu_0 - \bar{y})^2}.$$

We see that, for a fixed number of data n , we should scale λ with the number of samples T as $\mathcal{O}(T^{-1/3})$; the corresponding minimal mean squared error may be shown to behave as $\mathcal{O}(T^{-2/3})$.

3.4 Posterior consistency and coverage of credible intervals as $n \rightarrow \infty$

We now consider the behaviour of the algorithm as the number of data n tends to infinity. For this example, in the smoothed likelihood (14) all dependence on λ and b is through their ratio λ/b . The result is that splitting the data into more blocks has the same effect as reducing λ , which may not be representative of these variables' behaviour for other models.

Recalling that we assume the true parameter value to be $z^* \in \mathbb{R}$, we may consider the consistency of the posterior distribution (14) by treating the data $Y_{1:n}$ as random. We denote their mean by \bar{Y}_n , which is normally distributed with mean z^* and variance σ^2/n . We shall also consider allowing λ and b to vary with n ; making this explicit in the notation, (14) becomes

$$\pi_{\lambda_n}(z) = \mathcal{N}\left(z; \mu_{(n)}, \delta_{(n)}^2\right) = \mathcal{N}\left(z; \delta_{(n)}^2 \xi_{(n)}, \delta_{(n)}^2\right),$$

where $\mu_{(n)} = \delta_{(n)}^2 \xi_{(n)}$, and

$$\xi_{(n)} = \frac{\mu_0}{\sigma_0^2} + \frac{n\bar{Y}_n}{\sigma^2 + n\lambda_n/b_n}, \quad \delta_{(n)}^2 = \left(\frac{1}{\sigma_0^2} + \frac{n}{\sigma^2 + n\lambda_n/b_n}\right)^{-1}.$$

We consider $\lambda_n/b_n = cn^{-\gamma}$ and using the fact that $\bar{Y}_n \xrightarrow{\text{a.s.}} z^*$, we obtain the following convergence results for different values of γ :

$\gamma < 0$	$\delta_{(n)}^2 \rightarrow \sigma_0^2$	$\xi_{(n)} \xrightarrow{\text{a.s.}} \frac{\mu_0}{\sigma_0^2}$	$\mu_{(n)} \xrightarrow{\text{a.s.}} \mu_0$
$\gamma = 0$	$\delta_{(n)}^2 \rightarrow \left(\frac{1}{\sigma_0^2} + \frac{1}{c}\right)^{-1}$	$\xi_{(n)} \xrightarrow{\text{a.s.}} \frac{\mu_0}{\sigma_0^2} + \frac{z^*}{c}$	$\mu_{(n)} \xrightarrow{\text{a.s.}} \left(\frac{1}{\sigma_0^2} + \frac{1}{c}\right)^{-1} \left(\frac{\mu_0}{\sigma_0^2} + \frac{z^*}{c}\right)$
$\gamma \in (0, 1)$	$n^\gamma \delta_{(n)}^2 \rightarrow c$	$n^{-\gamma} \xi_{(n)} \xrightarrow{\text{a.s.}} \frac{z^*}{c}$	$\mu_{(n)} \xrightarrow{\text{a.s.}} z^*$
$\gamma = 1$	$n\delta_{(n)}^2 \rightarrow \sigma^2 + c$	$n^{-1} \xi_{(n)} \xrightarrow{\text{a.s.}} \frac{z^*}{\sigma^2 + c}$	$\mu_{(n)} \xrightarrow{\text{a.s.}} z^*$
$\gamma > 1$	$n\delta_{(n)}^2 \rightarrow \sigma^2$	$n^{-1} \xi_{(n)} \xrightarrow{\text{a.s.}} \frac{z^*}{\sigma^2}$	$\mu_{(n)} \xrightarrow{\text{a.s.}} z^*$

Hence, it can be seen that the posterior is consistent (see, e.g., Ghosh and Ramamoorthi, 2003, Chapter 1) if $\gamma > 0$. Moreover, if $\gamma > 1$ then $1 - \alpha$ credible intervals will have asymptotically a coverage probability of exactly $1 - \alpha$ due to the convergence $n\delta_{(n)}^2 \rightarrow \sigma^2$.

If $\gamma \in (0, 1)$ then the rate of approximate posterior contraction is too conservative, while if $\gamma = 1$ the corresponding credible intervals will be too wide by a constant factor depending on c . From a practical perspective, one can consider the case where n/b corresponds to the maximum number of data points that can be processed on an individual computing node. In such a setting, letting $b_n \propto n$ is reasonable and we require in addition that λ_n is decreasing to obtain credible intervals with asymptotically exact coverage.

4 Sequential Monte Carlo approach

We consider here particle approximations of a sequence of distributions with densities $\tilde{\pi}_{\lambda_0}, \tilde{\pi}_{\lambda_1}, \dots$ using Sequential Monte Carlo (SMC) methodology, where $\lambda_0, \dots, \lambda_n$ is a decreasing sequence. The procedure is specified in Algorithm 2. SMC methodology employs sequential importance sampling and resampling; recent surveys include Doucet and Johansen (2011) and Doucet and Lee (2018). The specific method employed here is an SMC sampler within the framework of Del Moral et al. (2006), and was proposed by Gilks and Berzuini (2001) and Chopin (2002), building upon ideas in Crooks (1998), Neal (2001).

Algorithm 2 Global consensus Monte Carlo: SMC algorithm

Fix a decreasing sequence $(\lambda_0, \lambda_1, \dots, \lambda_n)$. Set number of particles N .

Initialise:

- For $i \in \{1, \dots, N\}$, sample $\zeta_0^i = (Z_0^i, X_{0,1:b}^i) \sim \tilde{\pi}_{\lambda_0}$ and set $W_0^i \leftarrow 1$.

For $p = 1, \dots, n$:

1. For $i \in \{1, \dots, N\}$, set $\tilde{W}_p^i \leftarrow W_{p-1}^i w_p(\zeta_{p-1}^i)$, where

$$w_p(z, x_{1:b}) = \frac{\tilde{\pi}_{\lambda_p}(z, x_{1:b})}{\tilde{\pi}_{\lambda_{p-1}}(z, x_{1:b})} = \prod_{j=1}^b \frac{K_j^{(\lambda_p)}(z, x_j)}{K_j^{(\lambda_{p-1})}(z, x_j)}. \quad (18)$$

2. Optionally, carry out a resampling step: for $i \in \{1, \dots, N\}$,

- Sample $A_{p-1}^i \sim \text{Categorical}(\tilde{W}_p^1, \dots, \tilde{W}_p^N)$ independently.
- Set $W_p^i \leftarrow 1$.

Otherwise: for $i \in \{1, \dots, N\}$ set $A_{p-1}^i \leftarrow i$, $W_p^i \leftarrow \tilde{W}_p^i$.

3. For $i \in \{1, \dots, N\}$, sample $\zeta_p^i = (Z_p^i, X_{p,1:b}^i) \sim M_p(\zeta_{p-1}^{A_{p-1}^i}, \cdot)$, where M_p is a $\tilde{\pi}_{\lambda_p}$ -invariant MCMC kernel constructed in the manner of Algorithm 1.

4. Optionally, store the particle approximation of $\tilde{\pi}_{\lambda_p}$,

$$\tilde{\pi}_{\lambda_p}^N := \frac{1}{N} \sum_{i=1}^N W_p^i \delta_{\zeta_p^i}. \quad (19)$$

The algorithm presented involves simulating particles using $\tilde{\pi}_{\lambda}$ -invariant Markov kernels, and has a genealogical structure imposed by the ancestor indices A_p^i for $p \in \{0, \dots, n-1\}$ and $i \in \{1, \dots, N\}$. The specific scheme for simulating the ancestor indices here is known as multinomial resampling; other schemes can certainly be used (see Douc et al., 2005; Gerber et al., 2017, for a summary of some schemes and their properties). We use this simple scheme here as it validates

the use of the variance estimators used in Section 4.1. This optional resampling step is used to prevent the degeneracy of the particle set; a common approach is to carry out this step whenever the particles' effective sample size (Liu and Chen, 1995) falls below a pre-determined threshold.

Under weak conditions $\tilde{\pi}_{\lambda_p}^N(\varphi) \rightarrow \tilde{\pi}_{\lambda_p}(\varphi)$ as $N \rightarrow \infty$. One can also define the particle approximations of π_{λ_p} via

$$\pi_{\lambda_p}^N := \frac{1}{N} \sum_{i=1}^N W_p^i \delta_{Z_p^i}, \quad (20)$$

where Z_p^i is the first component of the particle ζ_p^i . With regard to initialisation, if it is not possible to sample from $\tilde{\pi}_{\lambda_0}$, one could instead use samples obtained by importance sampling or, at the expense of the introduction of an additional approximation, running a thinned $\tilde{\pi}_{\lambda_0}$ -invariant Markov chain. One could also initialise the SMC algorithm from a tractable distribution and use tempering or similar techniques to reach $\tilde{\pi}_{\lambda_0}$.

Although the algorithm is specified for simplicity in terms of a fixed sequence $\lambda_0, \dots, \lambda_n$, a primary motivation for the SMC approach is that the sequence used can be determined while running the algorithm, as explored in Section 4.2. Other reasons in favour of this approach are that many of the particle approximations (19) can be used to form a final estimate of $\pi(\varphi)$ as explored in Section 4.1, and that SMC methods can be more robust to multimodality of π than simple Markov chain schemes. We finally note that in such an SMC sampler, a careful implementation of the MCMC kernels used may allow the inter-node communication described in Section 2.3.1 to be interleaved with likelihood computations associated with the particles, thereby reducing the costs associated with communication latency.

4.1 Bias correction using local linear regression

We present an approach to use many of the particle approximations produced by Algorithm 2. A natural idea is to regress the values of $\pi_{\lambda}^N(\varphi)$ on λ , extrapolating to $\lambda = 0$ to obtain an estimate of $\pi(\varphi)$. A similar idea has been used for bias correction in the context of Approximate Bayesian Computation, albeit not in an SMC setting, regressing on the discrepancy between the observed data and simulated pseudo-observations (Beaumont et al., 2002; Blum and François, 2010).

Under very mild assumptions on the transition densities $K_j^{(\lambda)}$, $\pi_{\lambda}(\varphi)$ is continuous as a function of λ , and so a simple approach is to model its dependence on λ as being approximately linear for λ sufficiently close to 0. The Gaussian setting described in Section 3.2 illustrates this approach; in that case, define by $\psi(\lambda)$ the first moment of π_{λ} , which has density (14). A Taylor expansion about $\lambda = 0$ gives

$$\psi(\lambda) = \psi(0) - \frac{n(\mu_0 - \bar{y})}{n + \sigma^2/\sigma_0^2} \sum_{k=1}^{\infty} \left(-\frac{\lambda}{b(\sigma^2/n + \sigma_0^2)} \right)^k, \quad (21)$$

in which the linear term in the sum dominates for sufficiently small λ . A similar argument may be applied to the second and higher moments of π_{λ} .

Having determined a subset of the values of λ used for which a linear approximation is appropriate, e.g. using the automatic approach in Section 4.2, one can use linear least squares to carry out the regression. To account for the SMC estimates $\pi_{\lambda_p}^N(\varphi)$ having different variances, we propose the use of weighted least squares, with the 'observations' $\pi_{\lambda_p}^N(\varphi)$ assigned weights inversely proportional to their variances.

To make this explicit, first consider the case in which $\pi(\varphi) \in \mathbb{R}$, so that all estimates $\pi_{\lambda}^N(\varphi)$ are one-dimensional. For each value λ_p denote the corresponding SMC estimate by $\eta_p := \pi_{\lambda_p}^N(\varphi)$, and let v_p denote the variance of this estimate. Then for some $m \in \{0, \dots, n\}$, chosen such that the relationship between $\eta_{m:n}$ and $\lambda_{m:n}$ is approximately linear, a bias-corrected estimate for $\pi(\varphi)$ may be computed as

$$\tilde{\eta}_{(m:n)} - \tilde{\lambda}_{(m:n)} \frac{\sum_{p=m}^n (\lambda_p - \tilde{\lambda}_{(m:n)}) (\eta_p - \tilde{\eta}_{(m:n)}) / v_p}{\sum_{p=m}^n (\lambda_p - \tilde{\lambda}_{(m:n)})^2 / v_p}, \quad (22)$$

where $\tilde{\lambda}_{(m:n)}$ and $\tilde{\eta}_{(m:n)}$ denote weighted means given by

$$\tilde{\lambda}_{(m:n)} := \frac{\sum_{p=m}^n \lambda_p / v_p}{\sum_{p=m}^n 1/v_p}, \quad \tilde{\eta}_{(m:n)} := \frac{\sum_{p=m}^n \eta_p / v_p}{\sum_{p=m}^n 1/v_p}.$$

This corresponds to the estimated intercept term in weighted least squares, and therefore the extrapolated value of the estimate at $\lambda = 0$. In the more general case where $\pi(\varphi)$ is multidimensional we simply propose evaluating (22) for each component of this quantity separately, which corresponds to fitting an independent weighted least squares regression to each component, though in principle one could use multivariate weighted least squares.

We propose the weighted form of least squares here since, as the values of λ used in the SMC procedure approach zero, the estimators generated may increase in variance – partly due to poorer mixing of the MCMC kernels as previously described, but also due to the gradual degeneracy of the particle set. In order to estimate the variances of estimates generated using SMC, several recent approaches have been proposed that allow this estimation to be carried out online by considering the genealogy of the particles. The first such procedure was proposed by [Chan and Lai \(2013\)](#), which was generalised by [Lee and Whiteley \(2018\)](#). More recent work by [Olsson and Douc \(2018\)](#) has focused on improving the numerical stability of such estimators when they are used in online settings over very long time horizons. Using any such procedure, one may estimate the variance of $\pi_{\lambda}^N(\varphi)$ for each λ value considered by Algorithm 2, with these values used for each v_p in (22). As will be shown empirically in Section 5, this approach can result in more stable bias-corrected estimates as the particle set degenerates.

Note that the formal justification of (22) assumes that the observations are uncorrelated, which does not hold here. We demonstrate in Section 5 examples on which this simple approach is effective, but in principle one could use generalised least squares combined with some approximation of the full covariance matrix of the SMC estimates.

4.2 An automated procedure

The SMC sampler described requires a sequence of distributions $\tilde{\pi}_{\lambda}$ to be chosen, via the specification of a decreasing sequence of values for λ . While such a sequence can be specified in advance, a number of adaptive procedures have been proposed in the literature in the context of tempering. Specifically, given a particle approximation of $\tilde{\pi}_{\lambda_{p-1}}$, the incremental weights (18) used in the next time step may be considered as a function of λ_p ; one may therefore select λ_p (and therefore $\tilde{\pi}_{\lambda_p}$) in order to control some property of the resulting particle weights. For example, [Jasra et al. \(2011\)](#) propose a procedure that controls the decay of the particles’ effective sample size, while a more recent proposal of [Zhou et al. \(2016\)](#) aims to control directly the dissimilarity between successive distributions. Either approach could be used in this case, given an initial value of λ at which to start the sequence.

If the local linear regression approach is used, then the practitioner must determine a value of λ below which the dependence of $\pi_{\lambda}(\varphi)$ on λ is approximately linear. When using least squares with more than 2 observations, one may construct an approximate confidence interval for the intercept parameter estimate (22) under the assumption that the errors are independent and Gaussian. The errors in this case are asymptotically normal under weak assumptions; while they are correlated in general, we propose using the resulting confidence intervals in a simple heuristic method in order to determine the subset of observations that should contribute to the regression (that is, those corresponding to sufficiently small λ values). As previously mentioned, one could in principle use generalised least squares to account for correlated errors.

The heuristic procedure is as follows. After each step of the SMC algorithm, one adds the most recently ‘observation’ $\pi_{\lambda_p}^N(\varphi)$ to the subset to be used for regression, and then carries out weighted least squares, computing a confidence interval for the intercept parameter estimate. One then repeats the regression, without the observation in the subset corresponding to the largest λ value. If this results in a narrower confidence interval, this observation should henceforth be excluded from the least squares regression. One continues repeating the regression, each time without the observation corresponding to the highest remaining value of λ , until doing so no longer results in the confidence interval becoming narrower. At this point, one proceeds to the next step of the SMC sampler.

	$\varphi(z) = z$	$\varphi(z) = z^5$	$\varphi(z) = \log(z)$
True value of $\pi(\varphi)$	1.141	2.644	0.1164
GCMC	$\lambda = 10^1$	1.329 ± 0.001	120.574 ± 5.488
	$\lambda = 10^0$	1.159 ± 0.001	3.895 ± 0.009
	$\lambda = 10^{-1}$	1.143 ± 0.001	2.744 ± 0.014
	$\lambda = 10^{-2}$	1.141 ± 0.003	2.656 ± 0.032
	$\lambda = 10^{-3}$	1.140 ± 0.008	2.649 ± 0.122
	$\lambda = 10^{-4}$	1.138 ± 0.022	2.684 ± 0.291
	$\lambda = 10^{-5}$	1.176 ± 0.076	3.114 ± 1.290
CMC	1.073 ± 0.003	16.473 ± 4.261	0.0132 ± 0.0036

Table 1: True values and estimates of $\pi(\varphi)$, for various test functions φ , for the first log-normal toy model. Estimates obtained using global consensus Monte Carlo with various values of λ , and consensus Monte Carlo; in each case, the mean estimate \pm Monte Carlo standard error is presented, as computed over 10 replicates. In each column, the figures printed in bold correspond to the setting with lowest mean squared error.

To determine when to terminate the SMC sampler, one can set a lower bound on the values of λ to be considered, or an upper bound on the length of the sequence of λ values to be used. By computing the bias-corrected estimate (22) after each step of the algorithm (with the subsets of points included chosen online, in the manner described above), a suitable stopping rule could be constructed; investigation into a robust procedure for this purpose remains ongoing.

5 Examples

In the following simulation studies, we compare the global consensus Monte Carlo (GCMC) algorithm described in Section 2.2 with consensus Monte Carlo (CMC), as proposed by Scott et al. (2016).

5.1 Log-normal toy example

Let $\mathcal{LN}(x; \mu, \sigma^2)$ denote the density of a log-normal distribution with parameters (μ, σ^2) ; that is,

$$\mathcal{LN}(x; \mu, \sigma^2) = \frac{1}{x\sqrt{2\pi\sigma^2}} \exp\left(-\frac{(\log(x) - \mu)^2}{2\sigma^2}\right).$$

One may consider a toy model with prior density $\mu(z) = \mathcal{LN}(z; \mu_0, \sigma_0^2)$, and likelihood contributions $f_j(z) = \mathcal{LN}(y_j; \log(z), \sigma_j^2)$ for $j = 1, \dots, b$. Note that this is identical to the Gaussian setting introduced in Section 3, except for a reparametrisation. For the implementation of the global consensus algorithm, we choose Markov transition kernels given by $K_j^{(\lambda)}(z, x) = \mathcal{LN}(x; \log(z), \lambda)$ for each $j \in \{1, \dots, b\}$, which satisfy Assumption 1. This toy example is convenient as it allows for the target distribution π to be expressed analytically (it is also a log-normal distribution). It also allows for exact sampling from all of the full conditional distributions in the GCMC setting, and from all of the subposteriors in the CMC case.

As an initial example, we use $\mu(z) = \mathcal{LN}(z; 0, 25)$. We take $b = 32$ blocks, with $f_j(z) = \mathcal{LN}(y_j; \log(z), 1)$ where the y_j (representing the ‘data’) are generated as independent samples from a standard log-normal distribution. We ran global consensus Monte Carlo in its Gibbs sampler form, for values of λ ranging from 10^{-5} to 10; we also applied the consensus Monte Carlo algorithm. In each case we ran the algorithm 10 times, for $T = 1.5 \times 10^6$ iterations, discarding the first third of these as burn-in.

Table 1 presents the means and standard deviations of estimates generated via this method. In estimating the first moment of π , GCMC generates a low-bias estimator when λ is chosen to be sufficiently small; however, as expected, the variance of such estimators does increase when very

		$\varphi(z) = z$	$\varphi(z) = \log(z)$
True value of $\pi(\varphi)$		1.01139	0.01132
GCMC	$\lambda = 10^1$	1.18004 \pm 0.000768	0.01114 \pm 0.000630
	$\lambda = 10^0$	1.02726 \pm 0.000225	0.01127 \pm 0.000205
	$\lambda = 10^{-1}$	1.01296 \pm 0.000036	0.01130 \pm 0.000036
	$\lambda = 10^{-2}$	1.01155 \pm 0.000011	0.01132 \pm 0.000011
	$\lambda = 10^{-3}$	1.01140 \pm 0.000007	0.01132 \pm 0.000007
	$\lambda = 10^{-4}$	1.01139 \pm 0.000003	0.01132 \pm 0.000003
	$\lambda = 10^{-5}$	1.01139 \pm 0.000008	0.01132 \pm 0.000008
CMC	data not permuted	0.99828 \pm 0.000027	-0.00172 \pm 0.000027
	data permuted	1.01141 \pm 0.000003	0.01135 \pm 0.000003

Table 2: True values and estimates of $\pi(\varphi)$, for various test functions φ , for the second log-normal toy model. For each setting, the mean estimate \pm Monte Carlo standard error is presented, as computed over 10 replicates, with the figures printed in bold corresponding to the lowest mean squared error.

small values of λ are chosen. While consensus Monte Carlo produces estimators of reasonably low variance, these suffer from significant bias, due to the non-Gaussian nature of the subposterior distributions. This bias is even more pronounced when estimating higher moments of the posterior distribution, as exemplified by the estimates of the fifth moment. Note however that high biases are also be introduced by using global consensus Monte Carlo with large values of λ (as seen here with $\lambda = 10$), due to the poor approximation of π provided by π_λ .

Also of note are estimates of $\int \log(z)\pi(z) dz$, corresponding to the mean of the Gaussian model of which this a reparametrisation. While global consensus Monte Carlo performs well across a range of λ values, consensus Monte Carlo produces an estimate that is incorrect by an order of magnitude. While this could be solved by a simple reparametrisation of the problem in this case, no such straightforward solution may exist in more general settings; indeed, it is disadvantageous that the effectiveness of this method should depend on the parametrisation of the problem.

As an additional example, we generated a data set comprising $b = 32$ blocks, each containing 10^4 data. Within the j th block, the data were generated as i.i.d. observations of a log-normal random variable with parameters $(\mu_j, 1)$; the parameters μ_j were drawn independently from a normal distribution with mean 0 and variance 10^{-2} . We took $f_j(z) = \mathcal{LN}(y_j; \log(z), 10^{-4})$, with each y_j being the geometric mean of the observations in the j th block; we used the same prior $\mu(z) = \mathcal{LN}(z; 0, 25)$ as previously. While this represents a misspecified model, it is useful in exemplifying the behaviour of global consensus Monte Carlo in cases where there are differences between the blocks of data.

Table 2 shows the estimates of $\int z\pi(z) dz$ and $\int \log(z)\pi(z) dz$, from 10 runs in each algorithmic setting. Global consensus Monte Carlo produces low-bias estimates for a range of λ values, while consensus Monte Carlo results in erroneous estimates, particularly for the expected value of the logarithm. By permuting and re-partitioning the data, these issues with CMC are no longer present¹; however, for large distributed data sets, this may not be a computationally feasible solution.

5.2 Gaussian SMC example

To demonstrate the SMC sampler approach described in Section 4, we first consider a univariate Gaussian model of the form described in Section 3, with the aim of estimating the posterior first moment $\pi(\text{Id})$. We consider a case with $b = 32$, taking $f_j(z) = \mathcal{N}(\mu_j; z, 1)$ for $j = 1, \dots, b$, with the values μ_j drawn independently from a normal distribution with mean 4 and variance

¹In contrast, permuting the data has no effect on the performance of global consensus Monte Carlo for this toy model, since the Z -chain resulting from a Gibbs sampler depends only on the geometric mean of the entire data set. To demonstrate this, one may use similar arguments to those in Section 3, in which the Z -chain in a Gaussian setting is shown to behave as an AR(1) process.

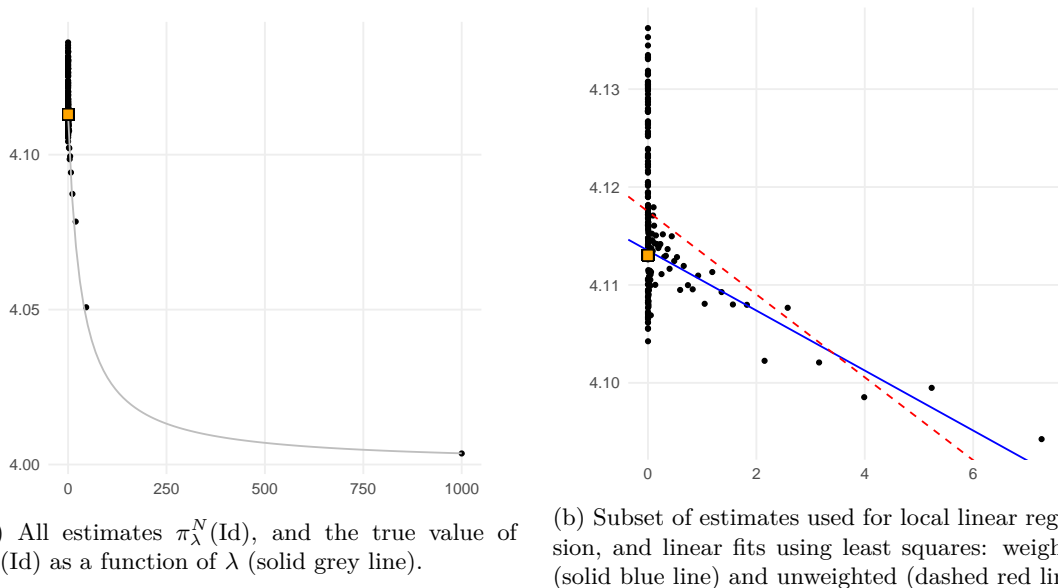


Figure 2: Estimates $\pi_\lambda^N(\text{Id})$ plotted against λ , as obtained at each step of a single run of the SMC sampler for the Gaussian toy example. The orange square indicates the true value of $\pi(\text{Id}) \approx 4.113$.

1. For the Markov transition kernels required in GCMC we use $K_j^{(\lambda)}(z, x) = \mathcal{N}(x; z, \lambda)$. For the purposes of illustrating the local linear regression approach to bias correction we consider the (quite concentrated) prior density $\mu(z) = \mathcal{N}(z; 4, 1)$. In this case, we see that the dependence of $\pi_\lambda(\text{Id})$ on λ is highly non-linear on the range $0 < \lambda < 1000$ (see Figure 2a).

We constructed an SMC sampler for a sequence of λ values beginning with 1000, and with 200 subsequent values determined adaptively, according to the procedure proposed by Zhou et al. (2016) (for which we used parameter $\text{CESS}^* = 0.9$). We used $N = 10000$ particles. To construct Markov kernels invariant with respect to each distribution $\tilde{\pi}_\lambda$, we used Gibbs kernels constructed in the manner of Algorithm 1, with $T = 10$ Gibbs iterations in each case. That is to say that at each step of the SMC sampler (i.e. for each value of λ) and for each particle, each of $X_{1:b}$ was updated according to Markov kernels of the form (8), after which Z was updated according to (9), with this repeated for each particle for a total of 10 times.

Figure 2a shows the SMC estimate $\pi_\lambda^N(\text{Id})$ obtained for each λ , in a single run of this algorithm. To determine a subset of these estimates to be used for local linear regression, we used the confidence interval approach described in Section 4.2; this subset is displayed in Figure 2b. In this case, we see that for the smallest values of λ considered, the estimates exhibit increased variance, due to the poorer mixing of the Markov kernels, and the degeneracy of the particle set.

To conduct the weighted least squares regression as described in Section 4.1, we used variance estimators of Lee and Whiteley (2018). Specifically, after each step of the SMC sampler we use their procedure for consistently estimating the *asymptotic* variance of each estimate $\pi_\lambda^N(\text{Id})$. While this is not equivalent to computing the true variance of each estimate, for large numbers of particles the relative sizes of these asymptotic variance estimates should provide a useful indicator of the relative variances of each estimate $\pi_\lambda^N(\text{Id})$.

As previously described, we weight each estimate in inverse proportion to its estimated (asymptotic) variance; these relative weights are presented in Figure 3. The resulting weighted least squares fit is presented in Figure 2b, together with the corresponding *unweighted* (ordinary) least squares fit. We see that for these results, the weighted least squares fit better reflects the local linear dependence on λ , being less influenced by the high-variance estimates near 0.

A straightforward approach to estimating $\pi(\text{Id})$ would be to use the SMC estimate $\pi_{\lambda_n}^N(\text{Id})$ corresponding to λ_n , the final (smallest) λ value considered. We ran the SMC sampler 10 times; the value of λ_n varied between runs due to the adaptive specification of the sequence of distributions, but each time was of order 10^{-7} . For each run of the SMC sampler we also computed a bias-corrected estimate (22) of $\pi(\text{Id})$ using weighted least squares as described above – that is, the

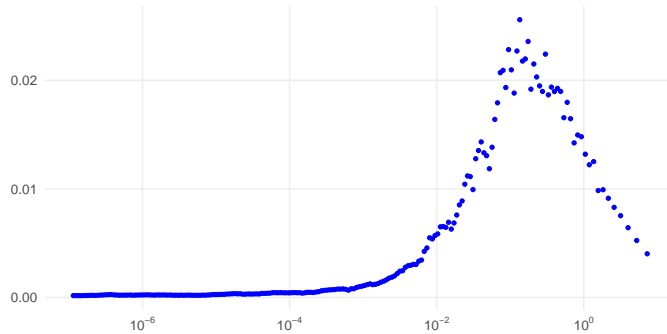


Figure 3: For the estimates $\pi_\lambda^N(\text{Id})$ plotted in Figure 2b, the estimates’ relative weights as used in the weighted least squares bias correction technique, plotted against λ on a log-scale.

	Mean squared error	
Final SMC estimate	5.11×10^{-4}	
Bias-corrected SMC estimate	WLS	1.08×10^{-6}
	OLS	8.74×10^{-5}

Table 3: For the Gaussian SMC example, the mean squared error of three estimators of $\pi(\text{Id})$, computed over 10 replicates: the SMC estimate $\pi_{\lambda_n}^N(\text{Id})$, corresponding to the final (smallest) λ value λ_n ; the bias-corrected estimate (22) computed using weighted least squares (WLS); and the analogous bias-corrected estimate resulting from using unweighted ordinary least squares (OLS). The smallest figure is printed in bold.

intercept of the local least squares linear fit. The mean squared error of each such estimate is presented in Table 3. The weighted least squares approach was observed to result in a rather lower MSE than the simpler approach of considering solely the final λ value. For the purposes of comparison we also computed the bias-corrected estimate using unweighted least squares, which resulted in an MSE between these two values.

5.3 Logistic regression

Binary logistic regression models are commonly used in settings related to marketing. In web design for example, A/B testing may be used to determine which content choices lead to maximised user interaction, such as the user clicking on a product for sale.

We assume that we have a data set of size n formed of responses $\eta_i \in \{-1, 1\}$, and vectors $\xi_i \in \{0, 1\}^d$ of binary covariates, where $i \in \{1, \dots, n\}$. Following Gelman et al. (2008), we apply a pre-processing step to the covariates, centring those that are not constant in value (i.e. those that do not correspond to an intercept term). Denoting the transformed covariates by $\tilde{\xi}_i \in \mathbb{R}^d$, the likelihood contribution of each block of data takes the form $f_j(z) = \prod_i S(\eta_i z^\top \tilde{\xi}_i)$, $z \in \mathbb{R}^d$. Here, the product is taken over those indices i included in the j th block of data; S denotes the logistic function, $S(x) = (1 + e^{-x})^{-1}$.

For the prior μ , we use the Gaussian prior trialled by Chopin and Ridgway (2017). This is a product of independent zero-mean Gaussians, with standard deviation 20 for the parameter corresponding to the intercept term, and 5 for all other parameters. For the Markov transition densities in GCMC, we use multivariate Gaussian densities: $K_j^{(\lambda)}(z, x) = \mathcal{N}(x; z, \lambda I)$ for each $j \in \{1, \dots, b\}$.

We investigated several such simulated data sets, with the aim of estimating the posterior first moment $\pi(\text{Id})$. As would be expected due to the Bernstein–von Mises theorem, in many cases the likelihood terms f_j exhibited near-Gaussianity. In such cases, while our global consensus approach was successful in forming estimators with low mean squared error, the application of consensus Monte Carlo resulted in marginal improvements in this regard. We here present an example in which the use of global consensus Monte Carlo was observed to clearly outperform the consensus

	z^*	True (MCMC)	GCMC, $\lambda = 10^{-2}$	CMC
z_1	-2	-1.978 ± 0.048	-1.978 ± 0.060	-1.956 ± 0.049
z_2	0	-0.027 ± 0.139	-0.024 ± 0.148	-0.039 ± 0.142
z_3	0.01	-0.057 ± 0.176	-0.061 ± 0.182	-0.045 ± 0.183
z_4	-0.1	-0.063 ± 0.216	-0.067 ± 0.222	0.145 ± 0.234
z_5	0.1	0.214 ± 0.288	0.215 ± 0.291	0.229 ± 0.321
z_6	-1	-1.119 ± 0.796	-1.109 ± 0.770	-0.555 ± 0.953

Table 4: For the logistic regression example, the ‘true’ data-generating value of $z^* \in \mathbb{R}^6$, and the marginal means and standard deviations of the posterior distribution π (ground truth obtained via MCMC). Also, the marginal means and standard deviations (averaged over 10 runs) of the approximate posteriors obtained via GCMC with 10^{-2} , and CMC. Note that these are *not the Monte Carlo standard errors* of the mean estimates, as in similar tables in Section 5.1.

Monte Carlo approach.

We used a simulated data set with $d = 6$ covariates, the first of which corresponds to the intercept term. The data comprise $n = 4096$ values, split into $b = 8$ equally-sized blocks. Each vector of covariates was generated independently, comprising draws from independent Bernoulli distributions. The probability of each covariate being active (i.e. the covariate taking the value 1) was the same for every datum in a given block, but differed between blocks, so that some covariates were more prevalent in some blocks than others. For each vector of covariates, the response was generated from the correct model, for some fixed underlying parameter vector z^* displayed in Table 4.

5.3.1 Metropolis-within-Gibbs

We applied GCMC for values of λ between 10^{-4} and 1, with 10 runs in each case and $T = 10^6$ iterations, retaining the final 500000 of these after burn-in. We used a Metropolis-within-Gibbs formulation of Algorithm 1, sampling directly from the Gaussian conditional distribution of Z given $X_{1:b}$. To sample approximately from the conditional distributions of each X_j given Z we used random walk Metropolis, proposing and accepting/rejecting a new value for each component in turn while keeping the others fixed. The same random walk Metropolis approach was also used to sample from each subposterior distribution for CMC, and to provide a ‘ground truth’ against which to compare the results, by running a random walk Metropolis chain of length $T = 3 \times 10^6$ targeting the true posterior distribution (and again discarding the first 500000 as burn-in).

Table 4 shows the marginal means and standard deviations of the ‘ground truth’ posterior distribution, alongside the corresponding values obtained using GCMC for $\lambda = 10^{-2}$, and using CMC. While the marginal posteriors obtained by CMC are broadly of the correct scales, its point estimates of the first moment are not consistently accurate: the central CMC estimate for the posterior mean of Z_4 has the wrong sign, and the estimate for Z_6 is less than half the true value. In contrast, the mean estimates obtained by GCMC are all closer to their true values.

Figure 4 shows the biases of estimates of the posterior mean for two components. For component Z_6 , the effect on the value of λ in GCMC is clearly seen – for a value too large significant bias is introduced, but for a value too small there is increased variance. While the CMC estimate exhibits relatively low Monte Carlo variance, as previously mentioned its bias is high. In contrast, estimation of the posterior mean for Z_3 is less problematic for both algorithms; if λ is sufficiently small in the GCMC case then the two algorithms perform comparably.

Inspection of the data showed that the covariates corresponding to these two components were rarely ‘active’ (i.e. equal to 1) in some blocks of data; for most observations they were inactive. As such, some blocks were relatively uninformative about the corresponding parameters. In particular for component Z_6 , there were several blocks in which all those observations with the corresponding covariate being active had the same response. Investigation into the resulting subposteriors used in CMC showed that they had high variance and a large skew, and so the Gaussian assumptions on which it relies do not hold.

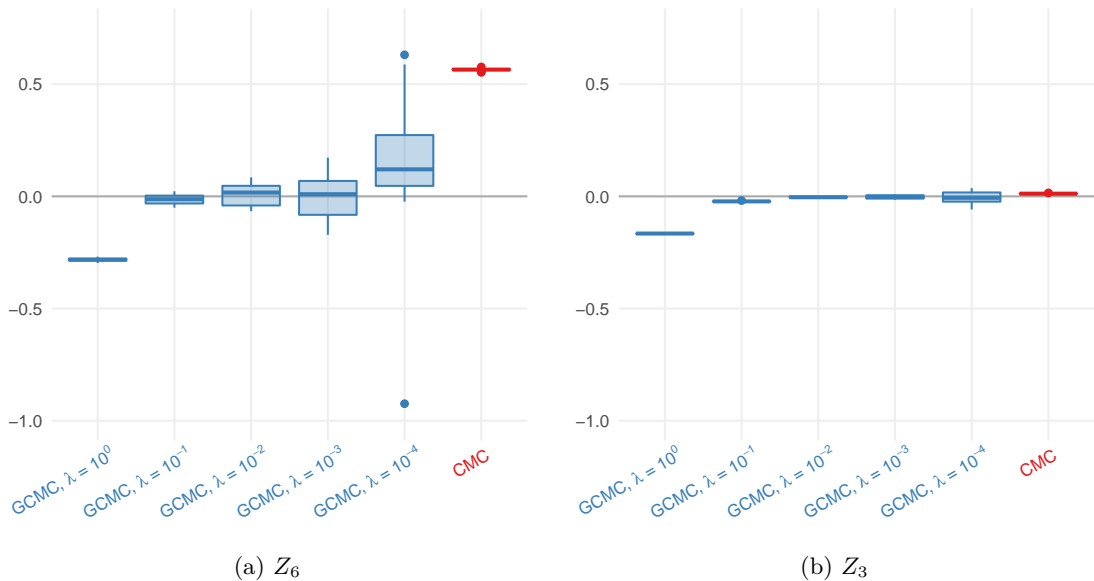


Figure 4: For the logistic regression example, box plots of the biases of estimates of the posterior mean values of Z_6 and Z_3 .

Note that in this example, permuting and repartitioning the data would not necessarily solve this problem. If a particular covariate is rarely observed in its active state in the full unpartitioned data set (as here), then the same is likely to be true in several blocks in a random partition of the data, with the corresponding likelihood contributions f_j possibly being poorly approximated by Gaussians.

5.3.2 Sequential Monte Carlo

We also applied the SMC procedure to this logistic regression model. Using $N = 1000$ particles, we again used the procedure of Zhou et al. (2016) to generate a sequence of λ values adaptively, beginning with $\lambda_0 = 1$ and with 100 subsequent values. For the Markov kernels we used the same Metropolis-within-Gibbs kernels considered previously, with $T = 5$ Gibbs iterations in each case (i.e. for each λ value and for each particle, each X_j was updated given Z , then Z was updated given $X_{1:b}$, with this repeated a further 4 times). To initialise the particle set, we used a thinned random walk Metropolis chain targeting $\tilde{\pi}_{\lambda_0}$, taking every 500th value. This resulted in an algorithm with approximately the same computational cost as that considered in Section 5.3, where an MCMC chain of length $T = 10^6$ was used (including burn-in, for a single λ value).

Again, we consider the problem of estimating $\pi(\text{Id}) \in \mathbb{R}^6$; we aim to minimise the sum of the squared errors of the posterior mean estimate of each component. The values resulting from various estimators are presented in Table 5. In this case, the smallest such value was obtained using the Metropolis-within-Gibbs procedure described in the previous subsection, with λ chosen appropriately. However, the bias-corrected estimate (22) obtained via weighted least squares resulted in a mean sum of squared errors that is comparable with the smallest such values obtained in the previous MCMC setting, while avoiding the need to specify a single value for λ . Again, use of the bias-corrected estimate also marked an improvement on simply using the SMC estimate corresponding to the final λ value considered (which in each run was approximately 5×10^{-4}).

6 Conclusion

We have presented a new framework for sampling in distributed settings, demonstrating its application on some illustrative examples in comparison to a simple embarrassingly parallel approach. The primary motivation behind both consensus Monte Carlo and most embarrassingly parallel algorithms is the minimisation of the cost of communication between computing nodes. In contrast,

		Mean sum of squared errors
Final SMC estimate		1.82×10^{-2}
Bias-corrected SMC estimate	WLS	6.67×10^{-3}
	OLS	7.03×10^{-3}
MCMC estimate	$\lambda = 10^0$	1.96×10^{-1}
	$\lambda = 10^{-1}$	3.19×10^{-3}
	$\lambda = 10^{-2}$	2.99×10^{-3}
	$\lambda = 10^{-3}$	1.19×10^{-2}
	$\lambda = 10^{-4}$	1.86×10^{-1}

Table 5: For the logistic regression example, the mean sum of squared errors of three SMC estimators of $\pi(\lambda)$, computed over 10 replicates: the SMC estimate $\pi_{\lambda_n}^N(\text{Id})$, corresponding to the final (smallest) λ value λ_n ; the bias-corrected estimate (22) computed using weighted least squares (WLS); and the analogous bias-corrected estimate resulting from using unweighted ordinary least squares (OLS). Also presented are the mean sums of squared errors obtained in the previous MCMC experiments. The smallest figure is printed in bold.

the MCMC algorithm we present here requires more frequent communication; as such, we expect that our algorithm will be most effective compared to embarrassingly parallel approaches when the likelihood terms are expensive to evaluate and each MCMC kernel is a cycle of many Metropolis–Hastings kernels. In such cases, the costs associated with communication can be relatively small in comparison to the cost of each MCMC kernel application, while still precluding the use of a more straightforward MapReduce approach to likelihood evaluations.

This framework may be of use in serial settings. As discussed in Section 2.3.1, the contemporaneous work of Vono et al. (2018) presents an example in which the use of an analogous framework (with $b = 1$) results in more efficient simulation than approaches that directly target the true posterior. Our proposed SMC sampler implementation and the associated bias correction technique may equally be applied to such settings, reducing the need to specify a single value of the regularisation parameter λ .

There is potential for further improvements to be made to the procedures we present here. In the SMC case, while our proposed use of weighted least squares as a bias correction technique is simple, non-linear procedures (such those proposed in an ABC context by Blum and François, 2010) may provide a more robust alternative, with some theoretical guarantees. In conjunction with this, the automation of this algorithm may be improved by the use of a robust tailored stopping rule, terminating the SMC sampler when some criterion on the bias-corrected estimate is satisfied; investigation into such a rule remains ongoing. Finally, we stress that the MCMC and SMC procedures presented here constitute only two possible approaches to inference within the instrumental hierarchical model that we propose, and there is considerable scope for alternative sampling algorithms to be employed within this global consensus framework.

Acknowledgements

This work was supported by The Alan Turing Institute under the EPSRC grant EP/N510129/1 and the Lloyd’s Register Foundation–Alan Turing Institute Programme on Data-Centric Engineering; LJR is supported under the EPSRC grant EP/M508184/1.

References

Bardenet, R., Doucet, A., and Holmes, C. (2014). Towards scaling up Markov chain Monte Carlo: an adaptive subsampling approach. In *Proceedings of the 31st International Conference on Machine Learning (ICML-14)*, pages 405–413.

- Beaumont, M. A., Zhang, W., and Balding, D. J. (2002). Approximate Bayesian computation in population genetics. *Genetics*, 162(4):2025–2035.
- Bertsekas, D. P. and Tsitsiklis, J. N. (1989). *Parallel and Distributed Computation: Numerical Methods*, volume 23. Prentice-Hall.
- Blum, M. G. and François, O. (2010). Non-linear regression models for approximate Bayesian computation. *Statistics and Computing*, 20(1):63–73.
- Boyd, S., Parikh, N., Chu, E., Peleato, B., and Eckstein, J. (2011). Distributed optimization and statistical learning via the alternating direction method of multipliers. *Foundations and Trends® in Machine Learning*, 3(1):1–122.
- Chan, H. P. and Lai, T. L. (2013). A general theory of particle filters in hidden Markov models and some applications. *The Annals of Statistics*, 41(6):2877–2904.
- Chopin, N. (2002). A sequential particle filter method for static models. *Biometrika*, 89(3):539–552.
- Chopin, N. and Ridgway, J. (2017). Leave Pima Indians alone: binary regression as a benchmark for Bayesian computation. *Statistical Science*, 32(1):64–87.
- Crooks, G. E. (1998). Nonequilibrium measurements of free energy differences for microscopically reversible Markovian systems. *Journal of Statistical Physics*, 90(5-6):1481–1487.
- Dean, J. and Ghemawat, S. (2008). MapReduce: simplified data processing on large clusters. *Communications of the ACM*, 51(1):107–113.
- Del Moral, P., Doucet, A., and Jasra, A. (2006). Sequential Monte Carlo samplers. *Journal of the Royal Statistical Society: Series B (Statistical Methodology)*, 68(3):411–436.
- Douc, R., Cappé, O., and Moulines, E. (2005). Comparison of resampling schemes for particle filtering. In *Proceedings of the 4th International Symposium on Image and Signal Processing and Analysis*, pages 64–69. IEEE.
- Doucet, A. and Johansen, A. M. (2011). A tutorial on particle filtering and smoothing: Fifteen years later. In Crisan, D. and Rozovskii, B., editors, *Handbook of Nonlinear Filtering*, pages 656–704. Oxford University Press.
- Doucet, A. and Lee, A. (2018). Sequential Monte Carlo methods. In Maathuis, M., Drton, M., Lauritzen, S. L., and Wainwright, M., editors, *Handbook of Graphical Models*. CRC Press.
- Gelman, A., Jakulin, A., Pittau, M. G., and Su, Y.-S. (2008). A weakly informative default prior distribution for logistic and other regression models. *The Annals of Applied Statistics*, 2(4):1360–1383.
- Gerber, M., Chopin, N., and Whiteley, N. (2017). Negative association, ordering and convergence of resampling methods. *Annals of Statistics*. To appear.
- Ghosh, J. and Ramamoorthi, R. (2003). *Bayesian Nonparametrics*. Springer Science & Business Media.
- Gilks, W. R. and Berzuini, C. (2001). Following a moving target – Monte Carlo inference for dynamic Bayesian models. *Journal of the Royal Statistical Society: Series B (Statistical Methodology)*, 63(1):127–146.
- Hoffman, M. D., Blei, D. M., Wang, C., and Paisley, J. (2013). Stochastic variational inference. *The Journal of Machine Learning Research*, 14(1):1303–1347.
- Huggins, J., Campbell, T., and Broderick, T. (2016). Coresets for scalable Bayesian logistic regression. In *Advances in Neural Information Processing Systems*, pages 4080–4088.

- Jasra, A., Stephens, D. A., Doucet, A., and Tsagaris, T. (2011). Inference for Lévy-driven stochastic volatility models via adaptive sequential Monte Carlo. *Scandinavian Journal of Statistics*, 38(1):1–22.
- Jordan, M. I., Lee, J. D., and Yang, Y. (2018). Communication-efficient distributed statistical inference. *Journal of the American Statistical Association*. To appear.
- Korattikara, A., Chen, Y., and Welling, M. (2014). Austerity in MCMC land: Cutting the Metropolis-Hastings budget. In *Proceedings of the 31st International Conference on Machine Learning (ICML-14)*.
- Lee, A. and Whiteley, N. (2018). Variance estimation in the particle filter. *Biometrika*. To appear.
- Liu, J. S. and Chen, R. (1995). Blind deconvolution via sequential imputations. *Journal of the American Statistical Association*, 90(430):567–576.
- Maclaurin, D. and Adams, R. P. (2014). Firefly Monte Carlo: Exact MCMC with subsets of data. In *Proceedings of the 30th International Conference on Uncertainty in Artificial Intelligence (UAI-14)*, pages 543–552.
- Marin, J. M., Pudlo, P., Robert, C. P., and Ryder, R. J. (2012). Approximate Bayesian computational methods. *Statistics and Computing*, 22(6):1167–1180.
- Minsker, S., Srivastava, S., Lin, L., and Dunson, D. (2014). Scalable and robust Bayesian inference via the median posterior. In *Proceedings of the 31st International Conference on Machine Learning (ICML-14)*, pages 1656–1664.
- Neal, R. M. (2001). Annealed importance sampling. *Statistics and Computing*, 11(2):125–139.
- Neiswanger, W., Wang, C., and Xing, E. (2014). Asymptotically exact, embarrassingly parallel MCMC. In *Proceedings of the 30th International Conference on Uncertainty in Artificial Intelligence (UAI-14)*, pages 623–632.
- Olsson, J. and Douc, R. (2018). Numerically stable online estimation of variance in particle filters. *Bernoulli*. To appear.
- Rabinovich, M., Angelino, E., and Jordan, M. I. (2015). Variational consensus Monte Carlo. In *Advances in Neural Information Processing Systems*, pages 1207–1215.
- Scheffé, H. (1947). A useful convergence theorem for probability distributions. *The Annals of Mathematical Statistics*, 18(3):434–438.
- Scott, S. L. (2017). Comparing consensus Monte Carlo strategies for distributed Bayesian computation. *Brazilian Journal of Probability and Statistics*, 31(4):668–685.
- Scott, S. L., Blocker, A. W., Bonassi, F. V., Chipman, H. A., George, E. I., and McCulloch, R. E. (2016). Bayes and big data: The consensus Monte Carlo algorithm. *International Journal of Management Science and Engineering Management*, 11(2):78–88.
- Srivastava, S., Cevher, V., Dinh, Q., and Dunson, D. (2015). WASP: Scalable Bayes via barycenters of subset posteriors. In *Artificial Intelligence and Statistics*, pages 912–920.
- van der Vaart, A. W. (2000). *Asymptotic Statistics*, volume 3 of *Cambridge Series in Statistical and Probabilistic Mathematics*. Cambridge University Press.
- Vono, M., Dobigeon, N., and Chainais, P. (2018). Split-and-augmented Gibbs sampler – application to large-scale inference problems. *arXiv preprint arXiv:1804.05809*.
- Wang, X. and Dunson, D. B. (2013). Parallelizing MCMC via Weierstrass sampler. *arXiv preprint arXiv:1312.4605*.
- Wang, X., Guo, F., Heller, K. A., and Dunson, D. B. (2015). Parallelizing MCMC with random partition trees. In *Advances in Neural Information Processing Systems*, pages 451–459.

- Welling, M. and Teh, Y. W. (2011). Bayesian learning via stochastic gradient Langevin dynamics. In *Proceedings of the 28th International Conference on Machine Learning (ICML-11)*, pages 681–688.
- Xu, M., Lakshminarayanan, B., Teh, Y. W., Zhu, J., and Zhang, B. (2014). Distributed Bayesian posterior sampling via moment sharing. In *Advances in Neural Information Processing Systems*, pages 3356–3364.
- Zhou, Y., Johansen, A. M., and Aston, J. A. (2016). Towards automatic model comparison: an adaptive sequential Monte Carlo approach. *Journal of Computational and Graphical Statistics*, 25(3):701–726.