

Mapping class groupoids and Thompson's groups

Mustafa Topkara* A. Muhammed Uludağ† Özge Ülkem†‡
Ayberk Zeytin†

May 30, 2024

Abstract

We introduce a groupoid **IMG**, called the fundamental modular groupoid, which is a variant of Penner's mapping class groupoid. We study how it relates to the surface mapping class groups and Thompson's group T . We also introduce larger groupoid **ΩMG**, which is related to outer automorphisms of free groups and Thompson's group V in a similar manner.

Keywords Mapping class group, mapping class groupoid, outer automorphism of a free group, Thompson's groups, flip, modular graph, modular group, near automorphism group, partial automorphism group, spheromorphism group.

Contents

1	Introduction	2
2	Two versions of Mapping Class Groupoids	5
2.1	Dual picture: spines	7
2.2	Flips	8

*Department of Mathematics, Mimar Sinan Fine Arts University. Cumhuriyet Mah. Silahşör Cad. No:71, Şişli, İstanbul, Turkey

†Department of Mathematics, Galatasaray University. Çırağan Cad. No. 36, 34349 Beşiktaş, İstanbul, Turkey

‡Institute of Mathematics, Academia Sinica. Astronomy-Mathematics Building, Taipei 10617, Taiwan

3	Fundamental modular groupoid of a surface	11
3.1	Combinatorial graphs as non-Hausdorff spaces	11
3.2	A variation of Penner’s mapping class groupoid	13
3.3	Fundamental groupoids of modular graphs	15
3.4	Introduction to the fundamental modular groupoid	18
3.5	Punctures	23
4	Full fundamental modular groupoid	24
5	Farey tree and Thompson’s group	25
5.1	Farey tree and modular graphs	26
5.2	The fundamental modular groupoid of the Farey tree	29
5.2.1	The group of partial automorphisms	30
5.2.2	Thompson’s group and $\text{PMG}(\mathcal{F})$	32
6	Bushes	33
6.1	Çarks	34
6.2	Connected components of bushes in IIMG	35
6.3	Near isomorphism groupoids and $\text{PMG}(\mathcal{G})$ of a bush \mathcal{G}	39
7	Outer Modular Groupoids	40
8	IIMG-representation on punctures	46

1 Introduction

Let $S = S_n^g$ be an oriented surface of genus g and with $n \geq 1$ punctures. We assume that S is of finite type ($g, n < \infty$) but this hypothesis will be relaxed later.

Our aim in this paper is to introduce the (disconnected) groupoid IIMG , called the *fundamental modular groupoid* and study its connections to

- Penner’s mapping class groupoid and $\text{Mod}(S)$ (mapping class group of S)
- T (Thompson’s group under its guise as the group of partial automorphisms of the infinite binary planar tree).

Roughly speaking, the object set of IIMG is the set MGR_ℓ of certain ribbon graphs \mathcal{G} with an enumeration of their edges (called a labeling). Morphisms of IIMG consists of flip-induced isomorphisms between the fundamental groupoids of these ribbon graphs.

Isotropy groups of **IMG** yield a new class of “mapping class-Thompson hybrid groups”. One has the diagram

$$\begin{array}{ccc}
 \text{PMG} & \longleftrightarrow & \text{IMG} \\
 \downarrow & & \downarrow \\
 \text{Mod}(S) & \longleftrightarrow & \text{MCG}_\ell(S)
 \end{array} \tag{1}$$

where $\text{MCG}_\ell(S)$ is a variation Penner’s mapping class groupoid of S ; and **PMG** is the isotropy group of an appropriate connected component of **IMG**.

In Section 2, we review two versions of mapping class groupoids (due to Penner, [21]) MCG_1 and MCG_2 whose objects are triangulations with a distinguished oriented edge (d.o.e) and spines with a d.o.e, respectively. These two groupoids are canonically isomorphic via duality.

In Section 3, we introduce a third version of the mapping class groupoid $\text{MCG}_\ell(S)$ (which is not isomorphic to the previous two versions). This is a variation of another version (again due to Penner, [23]) of the mapping class groupoid in the sense that the objects are graphs that are labeled via enumerations of their half-edges, and not just edges as in Penner’s version. We then introduce the groupoid $\text{IMG}(S)$, whose morphisms are same as $\text{MCG}_\ell(S)$ and whose isomorphisms are fundamental groups of labeled trivalent ribbon graphs (called *modular graphs* in the paper). This latter groupoid can be defined for arbitrary labeled modular graphs (i.e. not only for those graphs which are embedded as spines in a surface of finite type).

Section 4 is devoted to the study of this larger groupoid **IMG**. In Section 5 we show that the isotropy group (denoted $\text{PMG}(\mathcal{F})$) of the connected component of **IMG** containing the Farey tree \mathcal{F} , is isomorphic to the near automorphism group of \mathcal{F} , with the canonical surjection to the partial automorphism group $\text{Aut}^\infty(\mathcal{F})$. This latter group is known to be isomorphic to Thompson’s group \mathbb{T} and is a subgroup of Neretin’s spheromorphism group; denoted $\text{Aut}^\infty(\mathcal{F}^c)$ here. ([6], [12])

In Section 6, we initiate the study of the connected components of **IMG** containing the bush-like modular graphs, and we finish by stating a conjecture about their isotropy groups.

Our construction of **IMG** allows us to enrich the groupoid with some extra morphisms, called shuffles, and construct the extension **OMG** of **IMG**. Denoting its isotropy group of the connected component of \mathcal{F} by $\text{OMG}(\mathcal{F})$, we show that $\text{OMG}(\mathcal{F})$ canonically surjects onto Thompson’s group \mathbb{V} . When \mathcal{G} is finite, $\text{OMG}(\mathcal{G})$ is a finite extension of the group $\text{Out}(F)$ of outer automorphisms of the free group $F \simeq \pi_1(\mathcal{G})$ of finite rank. There is a considerable literature dedicated to the groups $\text{Out}(F)$, see [27]. In our setting, Thompson’s group \mathbb{V} appears as an analogue of $\text{Out}(F)$, where F is a free group. Moreover, the groups $\text{OMG}(\mathcal{G})$

with infinite \mathcal{G} provide generalizations of $\text{Out}(\mathbf{F})$. Is there a cell complex, akin to Culler-Vogtmann's outer space, on which $\text{OMG}(\mathcal{G})$ acts? In any case, it is of interest to find presentations of $\text{OMG}(\mathcal{G})$ (for finite and infinite \mathcal{G}).

Notation. We use sans serif fonts $\mathbf{Z}, \mathbf{T} \dots$ to denote groups, bold letters $\mathbf{X}, \mathbf{S} \dots$ to denote groupoids, script fonts $\mathcal{C}, \mathcal{D} \dots$ to denote general categories and finally calligraphic letters $\mathcal{F}, \mathcal{G} \dots$ to denote graphs.

We define and use the following notations in the sequel:

Symbol	Name	Page
$S = S_n^g$	Surface of genus g with $n > 0$ punctures	5
$\text{Mod}(S)$	Mapping class group of S	6
$\text{TRN}(S)$	Set of isotopy classes of ideal triangulations of S	6
$\overrightarrow{\text{TRN}}(S)$	Set of isotopy classes of ideal triangulations of S with a distinguished oriented edge	6
$\text{Isot}(X, x)$	The isotropy group of object x in groupoid X .	6
$\text{MCG}_1(S)$	Mapping class groupoid of S , triangulation version	6
$ \overrightarrow{\text{TRN}}(S) $	Set of combinatorial types of elements of $\overrightarrow{\text{TRN}}(S)$	7
$\text{SPN}(S)$	Set of isotopy classes of spines of S	7
$\overrightarrow{\text{SPN}}(S)$	Set of isotopy classes of spines of S with a distinguished oriented edge	7
$ \overrightarrow{\text{SPN}}(S) $	Set of combinatorial types of spines of $\overrightarrow{\text{SPN}}(S)$	8
$\text{MCG}_2(S)$	Mapping class groupoid of S , spine version	8
$\text{SPN}^*(S)$	Set of isotopy classes of pairs $[(\mathcal{G}, f) \hookrightarrow S]$	9
\mathcal{G}^*	Non-Hausdorff model of the topological graph \mathcal{G}	12
$\text{MGR}(S)$	Set of modular graphs obtained from spines	13
$\overrightarrow{\text{MGR}}(S)$	Set of modular graphs with a distinguished non-oriented edge	13
$\text{SPN}_\ell(S)$	Set labeled modular graph spines of S	13
$\text{MCG}_\ell(S)$	Mapping class groupoid of S , labeled spine version	14
$\Pi_1^{\mathcal{G}^*}$	Fundamental groupoid of \mathcal{G}^*	16
$\tilde{\Pi}_1^{\mathcal{G}^*}$	Graph fundamental groupoid of \mathcal{G}^*	17
$\mathbf{IMG}(S)$	Fundamental modular groupoid of S	19
\mathbf{IMG}	Fundamental modular groupoid	24
$\text{PMG}(\mathcal{G})$	Isotropy group of \mathcal{G} in \mathbf{IMG}	40
$\text{T} \simeq \text{PPL}_2(\mathbb{Z}), \text{F}, \text{V}$	Thompson's groups	32
$\text{PPSL}_2(\mathbb{Z}) \simeq \text{T}$	Group of pw- $\text{PSL}_2(\mathbb{Z})$ homeomorphisms of S^1 with Q-brake points	32
\mathcal{F}	Farey tree	26
$\text{Aut}^\infty(\mathcal{F}) \simeq \text{T}$	Group of partial \mathcal{F} -automorphisms	31
$\text{Aut}^\infty(\mathcal{F}^c)$	Neretin's spheromorphism group	31
NMGR_ℓ	The groupoid of near isomorphisms of modular graphs	40
PMGR_ℓ	The groupoid of partial isomorphisms of modular graphs	40
\mathbf{OMG}	Outer modular groupoid	41
$\text{OMG}(\mathcal{G})$	Isotropy group of \mathcal{G} in \mathbf{OMG}	41
PUN	The groupoid of bijections of puncture sets of modular graphs	46
PUR	The puncture preserving subgroupoid of \mathbf{IMG}	46

2 Two versions of Mapping Class Groupoids

Here we recall the definitions of the mapping class groupoids introduced by Penner [21] as exposed by Mosher [17]. Let $S = S_n^g$ be an orientable surface of genus g and with $n \geq 1$ punctures. Denote by $\text{Mod}(S)$ the mapping class group of S which

is defined to be the group of orientation-preserving homeomorphisms of S modulo isotopies (where homeomorphisms are allowed to exchange punctures).

In this section, we assume that S is of finite type, i.e. $g, n < \infty$. Our aim is to eventually relax this assumption. Moreover, we assume that S has negative Euler characteristic, i.e. $\chi(S) = 2 - 2g - n < 0$.

Definition 2.1. An *ideal arc* of S is an embedded arc connecting punctures in S , which is not homotopic to a point relative to punctures. An *ideal cell decomposition* of S is a collection of ideal arcs so that each region complementary to arcs is a polygon with vertices among the punctures. A maximal ideal cell decomposition is called an *ideal triangulation*.

Denote the set of ideal triangulations of S modulo isotopy as

$$\text{TRN}(S) := \{\text{ideal triangulations of } S\}/\text{isotopies}$$

and those with a distinguished oriented edge (d.o.e.) modulo isotopy as

$$\overrightarrow{\text{TRN}}(S) := \{\text{ideal triangulations of } S \text{ with a d.o.e.}\}/\text{isotopies}.$$

Note that $\text{TRN}(S)$ and $\overrightarrow{\text{TRN}}(S)$ are countably infinite discrete sets.

From now on, ‘triangulation’ means ‘ideal triangulation’. Due to the existence of triangulations with automorphisms, the obvious $\text{Mod}(S)$ -action on $\text{TRN}(S)$ is not free. On the other hand, the $\text{Mod}(S)$ -action on $\overrightarrow{\text{TRN}}(S)$ is free [17].

Suppose that J is a set admitting a free action of a group \mathbf{H} from the left. We can associate a groupoid $\llbracket \mathbf{H} \backslash J \rrbracket$ to this action, whose objects are \mathbf{H} -orbits of J and morphisms are \mathbf{H} -orbits of $J \times J$, i.e.

$$\begin{aligned} \text{Obj}(\llbracket \mathbf{H} \backslash J \rrbracket) &:= \mathbf{H} \backslash J = \{\mathbf{H}x : x \in J\}, \\ \text{Mor}_{\llbracket \mathbf{H} \backslash J \rrbracket}(\mathbf{H}x, \mathbf{H}y) &:= \{\mathbf{H}(x', y') \mid \mathbf{H}x' = \mathbf{H}x, \mathbf{H}y' = \mathbf{H}y\}. \end{aligned} \quad (2)$$

The composition $\mathbf{H}(x, y) \circ \mathbf{H}(y, z)$ is defined as $\mathbf{H}(x, z)$. By construction, the isotropy groups of this groupoid are isomorphic to \mathbf{H} . (Recall that, for any groupoid \mathbf{X} , and an object x of \mathbf{X} , the set of morphisms from x to x constitute a group, which is called the *isotropy group of \mathbf{X} at x* and denoted $\text{Isot}(\mathbf{X}, x) = \text{Mor}_{\mathbf{X}}(x, x)$).

Definition 2.2. The *mapping class groupoid (first version)* $\mathbf{MCG}_1(S)$ is the groupoid associated to the free $\text{Mod}(S)$ -action on $\overrightarrow{\text{TRN}}(S)$, i.e.

$$\mathbf{MCG}_1(S) := \llbracket \text{Mod}(S) \backslash \overrightarrow{\text{TRN}}(S) \rrbracket. \quad (3)$$

Thus, the isotropy group of any element in $\mathbf{MCG}_1(S)$ is isomorphic to $\text{Mod}(S)$. The object set of $\mathbf{MCG}_1(S)$ is the set

$$|\overrightarrow{\text{TRN}}(S)| := \text{Mod}(S) \backslash \overrightarrow{\text{TRN}}(S).$$

Whenever two triangulations of S are combinatorially equivalent, i.e. are isomorphic as cell-complexes, there exists a homeomorphism of S which carries one to the other. Hence, the set $|\overrightarrow{\text{TRN}}(S)|$ corresponds to ‘combinatorial types’ of triangulations of S with a d.o.e. This set is finite if S is of finite type. Morphisms of $\mathbf{MCG}_1(S)$ are the $\text{Mod}(S)$ -orbits

$$\text{Mor}_{\mathbf{MCG}_1}(|\mathcal{T}_1, \vec{e}_1|, |\mathcal{T}_2, \vec{e}_2|) = \left\{ \text{Mod}(S)([\mathcal{T}'_1, \vec{e}'_1], [\mathcal{T}'_2, \vec{e}'_2]) \mid |\mathcal{T}'_1, \vec{e}'_1| = |\mathcal{T}_1, \vec{e}_1|, |\mathcal{T}'_2, \vec{e}'_2| = |\mathcal{T}_2, \vec{e}_2| \right\},$$

where $[\mathcal{T}, \vec{e}] \in \overrightarrow{\text{TRN}}(S)$ denotes the isotopy type of the triangulation-with-a-d.o.e. (\mathcal{T}, \vec{e}) , and $|\mathcal{T}, \vec{e}| \in \text{Obj}(\mathbf{MCG}_1)$ denotes its ‘combinatorial type’.

2.1 Dual picture: spines

A (topological) *graph* \mathcal{G} is a one-dimensional CW-complex comprised of vertices $V(\mathcal{G})$ and edges $E(\mathcal{G})$; a *ribbon graph* or (*fat graph*) is a topological graph together with a cyclic ordering of (half-)edges emanating from each vertex.

Let $\mathcal{G} \hookrightarrow S$ be an embedding of a topological graph \mathcal{G} . We say that $\mathcal{G} \hookrightarrow S$ is a *spine* of S if it is dual to an ideal cell decomposition \mathcal{T} of S . In other words, the image of $\mathcal{G} \hookrightarrow S$ is obtained by putting the vertices of \mathcal{G} inside the cells of \mathcal{T} , picking some paths connecting these vertices by passing through a unique ideal arc of the cell decomposition, and finally by identifying the edges of \mathcal{G} by these paths.

Every spine $\mathcal{G} \hookrightarrow S$ is a strong deformation retract of S . Note that \mathcal{G} acquires a natural ribbon graph structure from the positive orientation of S via the embedding $\mathcal{G} \hookrightarrow S$. Note also that a spine dual to an ideal triangulation is a trivalent ribbon graph.

Denote the set of isotopy classes of trivalent ribbon graph spines of S as

$$\text{SPN}(S) := \{ \varphi : \mathcal{G} \hookrightarrow S \mid \varphi \text{ is a spine} \} / \text{isotopy} \quad (4)$$

and denote the set of isotopy classes of trivalent ribbon graph spines with a d.o.e. as

$$\overrightarrow{\text{SPN}}(S) := \{ \varphi : (\mathcal{G}, \vec{e}) \hookrightarrow S \mid \varphi \text{ is a spine with a d.o.e.} \} / \text{isotopy}. \quad (5)$$

Since we assume S to be of finite type, $\text{SPN}(S)$ and $\overrightarrow{\text{SPN}}(S)$ are at most countably infinite discrete sets. Now, $\text{Mod}(S)$ acts by post-composition on $\text{SPN}(S)$.

This action is not free; however, it is free on $\overrightarrow{\text{SPN}}(S)$. Therefore we have the associated groupoid $\mathbf{MCG}_2(S) = \llbracket \text{Mod}(S) \backslash \overrightarrow{\text{SPN}}(S) \rrbracket$, whose object set is the set of combinatorial types of trivalent ribbon graph spines with d.o.e.

$$|\overrightarrow{\text{SPN}}(S)| := \text{Mod}(S) \backslash \overrightarrow{\text{SPN}}(S).$$

Whenever two spines of S are isomorphic as ribbon graphs, there exists a homeomorphism of S which carries one to the other. Hence, the set $|\overrightarrow{\text{SPN}}(S)|$ corresponds to combinatorial types of spines of S with a d.o.e. This is a finite set if S is of finite type.

Let $[(\mathcal{G}, \vec{e}) \hookrightarrow S] \in \overrightarrow{\text{SPN}}(S)$ denote the isotopy class of the spine-with-a-d.o.e. $((\mathcal{G}, \vec{e}) \hookrightarrow S)$ and let $|\mathcal{G}, \vec{e}| = \text{Mod}(S)[(\mathcal{G}, \vec{e}) \hookrightarrow S]$ denote its combinatorial type.

The set of morphisms from an object $|\mathcal{G}_1, \vec{e}_1|$ to the object $|\mathcal{G}_2, \vec{e}_2|$ in the category $\llbracket \text{Mod}(S) \backslash \overrightarrow{\text{SPN}}(S) \rrbracket$ is the set of orbits of the form

$$\text{Mod}(S) \left([(\mathcal{G}'_1, \vec{e}'_1) \hookrightarrow S], [(\mathcal{G}'_2, \vec{e}'_2) \hookrightarrow S] \right)$$

where $|\mathcal{G}'_1, \vec{e}'_1| = |\mathcal{G}_1, \vec{e}_1|$ and $|\mathcal{G}'_2, \vec{e}'_2| = |\mathcal{G}_2, \vec{e}_2|$, as defined in Equation 2.

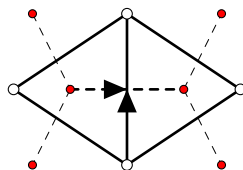


Figure 1: How to choose the d.o.e. in the graph dual to a triangulation. Unbroken arcs constitute the triangulation, dashed lines constitute the dual spine.

By duality, we have bijections

$$\text{SPN}(S) \longleftrightarrow \text{TRN}(S), \quad \overrightarrow{\text{SPN}}(S) \longleftrightarrow \overrightarrow{\text{TRN}}(S)$$

which are compatible with the $\text{Mod}(S)$ -action. Hence we have the duality isomorphism

$$\mathbf{MCG}_1(S) = \llbracket \text{Mod}(S) \backslash \overrightarrow{\text{TRN}}(S) \rrbracket \simeq \mathbf{MCG}_2(S) = \llbracket \text{Mod}(S) \backslash \overrightarrow{\text{SPN}}(S) \rrbracket.$$

2.2 Flips

Given an ideal triangulation \mathcal{T} of S with an arc f of \mathcal{T} , if f separates two distinct triangles, one obtains a new ideal triangulation by replacing the given arc by the other diagonal of the quadrilateral formed by the neighboring arcs as depicted in

Figure 2. This operation is well-defined on the set of isotopy classes and is called a *flip*. In case one has the same triangle on both sides of f , as in Figure 3, then by definition the flip operation leaves the triangulation unmodified. This defines an involution of the set $\text{TRN}^*(S)$ of pairs of isotopy classes $[\mathcal{T}, f]$, where $\mathcal{T} \in \text{TRN}(S)$ and f is an arc of \mathcal{T} . By duality there is an operation on trivalent ribbon graph spines, which replaces an H-shaped part of a spine \mathcal{G} of S by an I-shaped graph, thereby producing a new spine \mathcal{G}' of S as depicted in Figure 2. This operation is also called a *flip*, which defines the dual involution

$$\phi : \text{SPN}^*(S) \rightarrow \text{SPN}^*(S),$$

$\text{SPN}^*(S)$ being the set of isotopy classes of pairs $[(\mathcal{G}, f) \hookrightarrow S]$, where $\mathcal{G} \hookrightarrow S$ is a spine and f is an edge of \mathcal{G} .

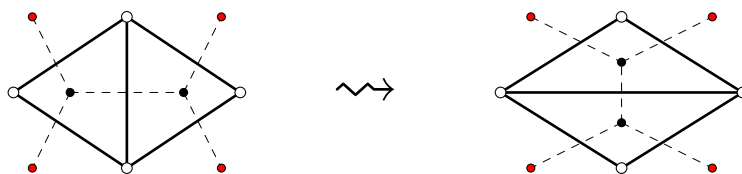


Figure 2: A triangulation flip and its effect on the dual trivalent ribbon graph spine (shown by dashed lines). Hollow nodes denotes punctures, and thick lines denotes ideal arcs.

If f is an edge of $[\mathcal{G} \hookrightarrow S] \in \text{SPN}(S)$ and $\phi([\mathcal{G} \hookrightarrow S], f) = ([\mathcal{G}' \hookrightarrow S], f')$ then denote the result of a flip on the edge f of \mathcal{G} as

$$\phi_f([\mathcal{G} \hookrightarrow S]) := [\mathcal{G}' \hookrightarrow S]. \quad (6)$$

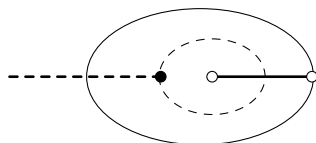


Figure 3: A degenerate triangulation and its dual spine.

Since ϕ commutes with the $\text{Mod}(S)$ -action it induces an involution

$$\phi : |\text{SPN}^*(S)| \rightarrow |\text{SPN}^*(S)|, \quad (7)$$

where $|\text{SPN}^*(S)|$ is the set of combinatorial types of spines with a choice of an edge (corresponding to the edge the flip is to be/has been applied to; note that

such a choice has no relation with d.o.e.'s). Moreover, if $\phi(|\mathcal{G}, f|) = |\mathcal{G}', f'|$ then there is an obvious pairing between the edge sets of \mathcal{G} and \mathcal{G}'

$$\hat{\phi}_f : E(\mathcal{G}) \longrightarrow E(\mathcal{G}') \quad (8)$$

such that $\hat{\phi}_f(f) = f'$.

We have the following combinatorial result:

Lemma 2.3. (*Whitehead [23], see also [11].*) *Any two elements of $\text{TRN}(S)$ are connected via a finite sequence of flips. Equivalently, any two elements of $\text{SPN}(S)$ are connected via a finite sequence of flips.*

Note that this lemma is obviously not valid for surfaces of infinite type; e.g. spines in Figure 14 are not connected by any finite sequence of flips.

Flips of spines with a d.o.e. The flip of a trivalent ribbon graph spine $[(\mathcal{G}, \vec{e}) \hookrightarrow S]$ with a d.o.e. is a flip of the underlying spine which maps the d.o.e.s in the obvious manner: if d.o.e. is not the flipped edge, then it is simply preserved; if it is, then rotated counterclockwise (if the d.o.e. is the loop edge in Figure 3, then we leave the orientation as it is). This defines a map

$$\Phi : \overrightarrow{\text{SPN}}^*(S) \rightarrow \overrightarrow{\text{SPN}}^*(S), \quad (9)$$

which is of order four. Observe that the $\text{Mod}(S)$ -orbit

$$\text{Mod}(S)([(\mathcal{G}, \vec{e}) \hookrightarrow S], [(\mathcal{G}', \vec{e}') \hookrightarrow S]) \quad (10)$$

is an element of $\mathbf{MCG}_2(S)$, where $[\mathcal{G}' \hookrightarrow S] = \phi_f([\mathcal{G} \hookrightarrow S])$ and \vec{e}' is the edge $\hat{\phi}_f(e)$ with orientation obtained by the counterclockwise rotation described above.

By Whitehead's lemma $\mathbf{MCG}_2(S)$ is generated by these elements, again called 'flips' (or 'elementary moves' in [17]) and 'd.o.e. moves', i.e. orbits

$$\text{Mod}(S)([(\mathcal{G}, \vec{e}_1) \hookrightarrow S], [(\mathcal{G}, \vec{e}_2) \hookrightarrow S]), \quad (11)$$

where the two embeddings of \mathcal{G} are the same, and only the choice of the d.o.e. differs (see [17], where they are called 'relabelings'). In fact, with the exception S_0^3 and S_1^1 , the groupoid $\mathbf{MCG}_2(S)$ is already generated by flips, see [23]. In particular, d.o.e. moves can be expressed in terms of flips. This generation is not free, i.e. there are some relations obeyed by flips. An example is the famous pentagon relation, see Figure 4.

Note that one may define the dual notion of the flip of a triangulation with a d.o.e. as well. To see how two flips with d.o.e.s are related, see Figure 1.

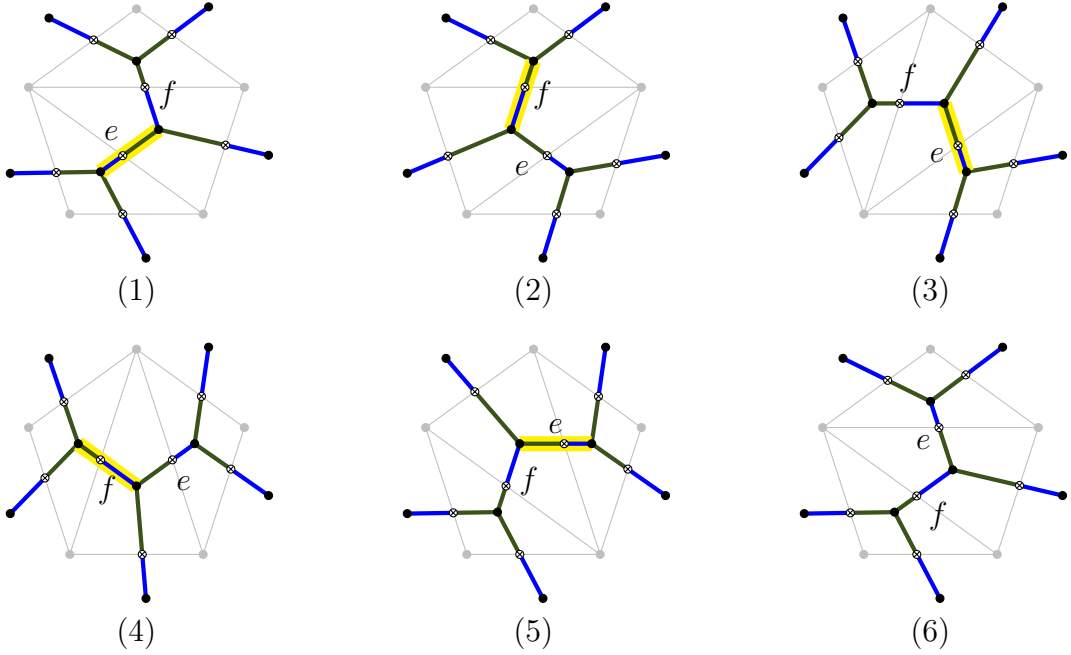


Figure 4: At each step, the flip is applied on the highlighted edge. After five flips, the twin edges represented by e and f are transposed.

3 Fundamental modular groupoid of a surface

Let S_n^g be a surface. In the previous section, we have described two versions of mapping class groupoids:

$$\mathbf{MCG}_1(S) = \llbracket \text{Mod}(S) \backslash \overrightarrow{\text{TRN}}(S) \rrbracket \simeq \mathbf{MCG}_2(S) = \llbracket \text{Mod}(S) \backslash \overrightarrow{\text{SPN}}(S) \rrbracket, \quad (12)$$

whose set of objects are combinatorial triangulations with a d.o.e. and combinatorial spines with a d.o.e., respectively. Our aim in this section is to introduce a new version, the (connected) fundamental modular groupoid of S , denoted $\mathbf{FMG}(S)$, whose objects are the fundamental groupoids (in the ‘graph’ sense) of combinatorial spines with a d.o.e..

3.1 Combinatorial graphs as non-Hausdorff spaces

Let \mathcal{G} be a trivalent ribbon graph. We shall model its combinatorial type by a non-Hausdorff topological space. To achieve this, we first make \mathcal{G} into a bipartite ribbon graph, by putting a degree-2 vertex (denoted \otimes in Figure 5) in the middle of each edge of \mathcal{G} . The resulting bipartite graph is 2-3-valent, i.e. it has vertices

of two types, one type always of degree 2, other type always of degree 3, and such that \mathcal{G} has no edge between two vertices of the same type.

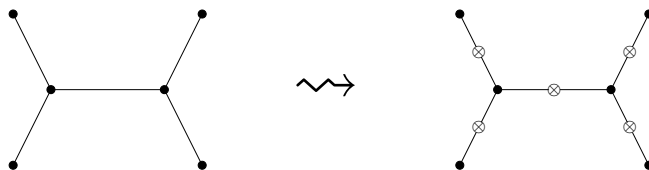


Figure 5: A trivalent graph and the corresponding bipartite graph.

This bipartition operation is necessary to handle the loops of the trivalent graph. In fact, it is very natural to represent spines of punctured surfaces by bipartite graphs, see [25]. For example, a choice of a d.o.e. for the trivalent graph is equivalent to a choice of just a distinguished unoriented edge (d.u.e. for short) of the corresponding bipartite graph; by taking the half-edge pointed by the d.o.e., see Figure 6.

From now on, we will assume that our graphs are bipartite 2-3-valent graphs. Considering 2-3-valent graphs instead of trivalent graphs changes nothing about the definition of the sets $\text{SPN}(S)$, $\overline{\text{SPN}(S)}$ and the groupoid $\mathbf{MCG}_1(S)$ (except the natural correspondence between d.o.e.'s and d.u.e.'s remarked above).

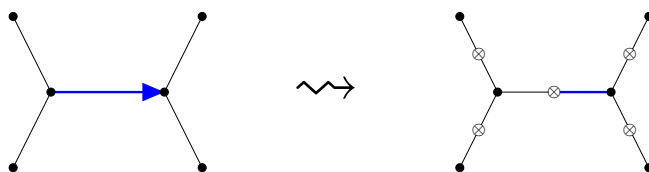


Figure 6: A distinguished oriented edge (d.o.e.) and the corresponding distinguished unoriented half-edge (d.u.e.)

We model a graph \mathcal{G} by the topological space \mathcal{G}^* whose set of points is $E(\mathcal{G}) \cup V(\mathcal{G})$. Open sets of \mathcal{G}^* are generated by edge singletons and stars of vertices, i.e. sets of the form $v \cup s(v)$, where $v \in V(\mathcal{G})$ is a vertex and $s(v)$ is the set of edges incident to v , see Figure 7.

The points of the space \mathcal{G}^* from $E(\mathcal{G})$ will be called ‘edges’ and those from $V(\mathcal{G})$ will be called the ‘vertices’ of \mathcal{G}^* . Note that a ribbon graph structure on the trivalent graph \mathcal{G} induces a similar structure on the space \mathcal{G}^* , i.e. a cyclic ordering of $s(v)$ for every vertex v .

Recall that a 2-3-valent ribbon graph \mathcal{G} , together with its ribbon graph structure was called a ‘modular graph’^a in [26]. Accordingly, we will call the space \mathcal{G}^* obtained from a such graph a ‘modular graph’ as well, by abuse of language.

^aThe naming ‘modular graph’ is related to the fact that these spaces (together with the

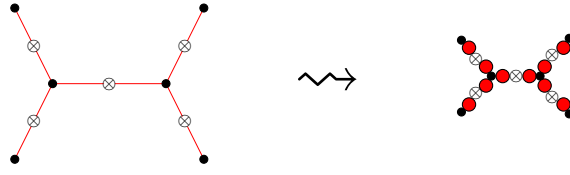


Figure 7: A 2-3-valent graph and the corresponding modular graph - red points on the right correspond to the edges of the graph on the left.

Denote the set of modular graphs obtained from the spines of S (called the *modular spines of S*) by

$$\text{MGR}(S) := \{\mathcal{G}^* : \mathcal{G} \hookrightarrow S\} / \text{ribbon structure preserving homeomorphisms} \quad (13)$$

and those with a d.u.e. by

$$\overrightarrow{\text{MGR}}(S) := \{(\mathcal{G}^*, e) : (\mathcal{G}, e) \hookrightarrow S\} / \begin{array}{l} \text{homeomorphisms of modular graphs} \\ \text{preserving d.u.e. and ribbon structure.} \end{array} \quad (14)$$

Thus, elements of $\overrightarrow{\text{MGR}}(S)$ can be described as the modular graphs of genus g with n punctures and with a distinguished edge.

Elements of these sets will be denoted respectively by $|\mathcal{G}^*|$ and $|\mathcal{G}^*, e|$. If S is of finite type, then these sets are finite. There are bijections between the sets of combinatorial types

$$\text{MGR}(S) \longleftrightarrow |\text{SPN}(S)| := \text{Mod}(S) \setminus \text{SPN}(S) \quad (15)$$

$$\overrightarrow{\text{MGR}}(S) \longleftrightarrow |\overrightarrow{\text{SPN}}(S)| := \text{Mod}(S) \setminus \overrightarrow{\text{SPN}}(S). \quad (16)$$

3.2 A variation of Penner's mapping class groupoid

In this section, we will adapt Penner's definition of the Mapping Class Groupoid (see [23]) to labeled modular spines. By a *labeled modular spine*, we mean a modular spine \mathcal{G} of S together with a bijection (called a *labeling on \mathcal{G}*)

$$\ell : E(\mathcal{G}) \rightarrow \{1, 2, \dots, 6g - 6 + 3n\} \times \{+, -\} \quad (17)$$

such that if e and e' are two half-edges meeting at a degree-2 vertex, then for some k either $\ell(e) = (k, +)$ and $\ell(e') = (k, -)$ or vice versa.

$\text{Mod}(S)$ acts freely on the set $\text{SPN}_\ell(S)$ of all labeled modular spines of \mathcal{G} , see [23]. (Thanks to the \pm signs we don't need to consider the case where S is the punctured torus separately as in [23]).

ribbon structure) are in 1-1 correspondence with the torsion-free subgroups of the modular group $\text{PSL}_2(\mathbb{Z})$, see [26]

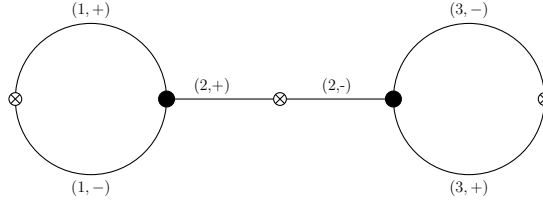


Figure 8: A labeled modular spine of genus 0 and 3 punctures.

Definition 3.1. The *mapping class groupoid* (third version) $\mathbf{MCG}_\ell(S)$ is the category associated to the free $\mathbf{Mod}(S)$ action on the set $\mathbf{SPN}_\ell(S)$ of isotopy classes of labeled modular spines in S :

$$\mathbf{MCG}_\ell(S) := \llbracket \mathbf{Mod}(S) \backslash \mathbf{SPN}_\ell(S) \rrbracket.$$

Definition 3.2. Let (\mathcal{G}, ℓ) be a labeled spine and f a half-edge of \mathcal{G} . A *labeled flip* of (\mathcal{G}, ℓ) on f is an operation which gives us a new labeled spine (\mathcal{G}', ℓ') (and a half-edge f'). Let e be the edge which meets f at a degree-2 vertex. We distinguish two cases:

- In case e and f do not meet at a second vertex, then the flip is described by changing the spine locally around f as shown in Figure 10 and keeping the rest as it is. The labeling is preserved out of this local picture and for each $x \in \{a, b, c, d, e, f\}$ the edge x' in the picture on the right is given the same label as the edge x on the left.
- In case e and f do meet at a second vertex (as in Fig. 9), then $(\mathcal{G}', \ell') := (\mathcal{G}, \ell)$.

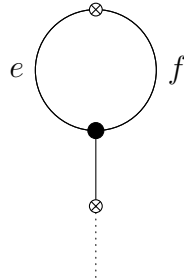


Figure 9: The case of two half-edges meeting at two vertices.

$\mathbf{Mod}(S)$ -orbit of a labeled flip is called the *class of the flip*. Note that paired half-edges e and f define the same flip.

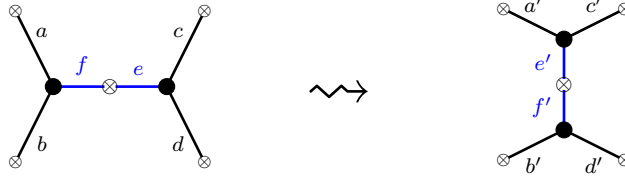


Figure 10: A flip of a modular spine.

This defines an order-4 map

$$\Psi : |\mathrm{SPN}_\ell^*(S)| \rightarrow |\mathrm{SPN}_\ell^*(S)|, \quad (18)$$

where $*$ indicates the choice of an edge, which the labeled flip will be applied to. Each such labeled flip, where f is the flipped edge, induces a pairing

$$\hat{\psi}_f : E(\mathcal{G}) \rightarrow E(\mathcal{G}') \quad (19)$$

sending each edge to the edge with the same label (i.e. $\psi(f) = f'$, $\psi(e) = e'$; $\psi(a) = a'$, $\psi(b) = b'$, $\psi(c) = c'$, $\psi(d) = d'$ and similarly for the remaining edges of \mathcal{G} and \mathcal{G}').

Theorem 3.3. *$\mathrm{MCG}_\ell(S)$ is generated by classes of flips and $\mathrm{Mod}(S)$ -orbits of permutations of spine labels, sending the paired edges (m, \pm) to the paired edges (n, \pm) possibly changing the signs.*

Proof. By the Whitehead lemma, flips are transitive on the set of spines. Since we've also added all possible permutations of labels, these elements generate the groupoid. \square

3.3 Fundamental groupoids of modular graphs

In this section and in the next one, we adopt Brown's terminology [4] about fundamental groupoids.

Let \mathcal{G} be a modular graph (i.e. a 2-3-valent ribbon graph). Let \mathcal{G}^* be the space defined in page 12. There is the canonical “retraction” map

$$f_{\mathcal{G}} : \mathcal{G} \rightarrow \mathcal{G}^*, \quad (20)$$

which sends vertices to vertices and each point x on an edge $e \in E(\mathcal{G})$ to the point $e \in \mathcal{G}^*$. The fundamental groupoid $\Pi_1^{\mathcal{G}^*}$ is defined in the usual way, that is, its objects are the points of \mathcal{G}^* , and morphisms are homotopy classes of paths. So $f_{\mathcal{G}}$ induces a morphism of groupoids

$$f_{\mathcal{G}}^{\flat} : \Pi_1^{\mathcal{G}} \rightarrow \Pi_1^{\mathcal{G}^*} \quad (21)$$

with the left-inverse

$$f_{\mathcal{G}}^{\sharp} : \Pi_1^{\mathcal{G}^*} \rightarrow \Pi_1^{\mathcal{G}}, \quad (22)$$

defined as follows: If a path starts and ends at a vertex-point of \mathcal{G}^* , then one may lift it to \mathcal{G} in a canonical way. If one or both endpoints is an edge-point e of \mathcal{G}^* , then lift it to the path on \mathcal{G} , whose corresponding endpoint(s) is(are) the midpoint(s) of the edge e . Note that $f_{\mathcal{G}}^{\sharp}$ is not induced by any continuous map $\mathcal{G}^* \rightarrow \mathcal{G}$.

Observe that $f_{\mathcal{G}}^{\flat}$ is an equivalence of groupoids with the inverse $f_{\mathcal{G}}^{\sharp}$. Indeed, $f_{\mathcal{G}}^{\flat} \circ f_{\mathcal{G}}^{\sharp} : \Pi_1^{\mathcal{G}^*} \rightarrow \Pi_1^{\mathcal{G}^*}$ is the identity morphism. On the other hand, the morphism $f_{\mathcal{G}}^{\sharp} \circ f_{\mathcal{G}}^{\flat} : \Pi_1^{\mathcal{G}} \rightarrow \Pi_1^{\mathcal{G}}$ is homotopic (i.e. naturally transforms) to the identity, via

$$\gamma \in \Pi_1^{\mathcal{G}}(x, y) \rightarrow \alpha_t \cdot \gamma \cdot \beta_t \in \Pi_1^{\mathcal{G}}(x_t, y_t) \quad (23)$$

where $x_t = x - (x - 1/2)t$ moves towards the midpoint of the edge containing x if x is not a vertex and $x_t \equiv x$ if x is a vertex; similarly $y_t = y - (y - 1/2)t$ moves towards the midpoint of the edge containing y if y is not a vertex and $y_t \equiv y$ if y is a vertex; $\alpha_t(s) = x_t(1 - s) + sx$ is a path from x_t to x inside the edge containing x , and $\beta_t(s) = y(1 - s) + sy_t$ is a path from y to y_t inside the edge containing y .

Note that this homotopy restricts to identity on the subgroupoid of $\Pi_1^{\mathcal{G}}$ which consists of paths whose endpoints lies on vertices or midpoints of \mathcal{G} , i.e. it may be considered as a deformation retract at the fundamental groupoid level.

Hence, the groupoids $\Pi_1^{\mathcal{G}}$ and $\Pi_1^{\mathcal{G}^*}$ are equivalent under an equivalence determined uniquely by $f_{\mathcal{G}}$.

Denote by

$$\tilde{\Pi}_1^{\mathcal{G}^*} < \Pi_1^{\mathcal{G}^*} \quad (24)$$

the subgroupoid of homotopy classes of paths starting and terminating at an edge-point of \mathcal{G}^* . It is clear that $\tilde{\Pi}_1^{\mathcal{G}^*}$ is a sub-category of $\Pi_1^{\mathcal{G}^*}$. To see that two mentioned categories are equivalent, we'll show that their skeletons, see [3, § 4], are isomorphic. As both are connected groupoids, their skeletons are merely their fundamental groups. Elements of $\tilde{\Pi}_1^{\mathcal{G}^*}$ can be represented as sequences of edges of \mathcal{G}^* ,

$$\gamma = (e_1, e_2, \dots, e_k)$$

where e_i, e_{i+1} are incident at a single vertex. If e_i, e_{i+1} are incident at two vertices (so that they constitute a loop) then we replace the comma between e_i and e_{i+1} by a semicolon as in $(\dots, e_i; e_{i+1}, \dots)$ if the path moves from e_i to e_{i+1} through a 2-valent vertex.

For an element $g = (e_0, e_1, \dots, e_{k-1}, e_0)$ in the fundamental group of $\tilde{\Pi}_1^{\mathcal{G}^*}$ based

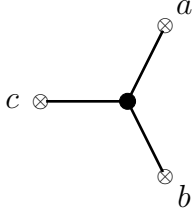


Figure 11: Edges meeting at a vertex of degree 3

at an arbitrary edge e_0 the associated path :

$$\begin{aligned}
\gamma_g : [0, 1] &\rightarrow \mathcal{G}^* \\
[0, 1/(k+1)) &\rightarrow e_0 \\
1/(k+1) &\rightarrow \text{the vertex joining } e_0 \text{ to } e_1 \\
(1/(k+1), 2/(k+1)) &\rightarrow e_1 \\
&\vdots \\
((k-1)/(k+1), k/(k+1)) &\rightarrow e_{k-1} \\
k/(k+1) &\rightarrow \text{the vertex joining } e_{k-1} \text{ to } e_0 \\
(k/(k+1), 1] &\rightarrow e_0
\end{aligned}$$

induces an isomorphism from the isotropy group of $\tilde{\Pi}_1^{\mathcal{G}^*}$ at e_0 to the isotropy group of $\Pi_1^{\mathcal{G}^*}$ at e_0 . Let us also note that $\tilde{\Pi}_1^{\mathcal{G}^*}$ is not the fundamental groupoid of some topological space.

The groupoid $\tilde{\Pi}_1^{\mathcal{G}^*}$ is generated by paths of length 2 which are subject to the following relations :

$$(a, a) = (a), \quad (a, b) \cdot (b, a) = (a), \quad (a, b) \cdot (b, c) \cdot (c, a) = (a)$$

and

$$(a; a) = (a), \quad (a; b) \cdot (b; a) = (a).$$

Note that (a) is the identity of the isotropy group of $\tilde{\Pi}_1^{\mathcal{G}^*}$ at a . The path (b, a) is the inverse of (a, b) and that the third relator can be read as (see Figure 11)

$$(a, b) \cdot (b, c) = (a, c).$$

We call $\tilde{\Pi}_1^{\mathcal{G}^*}$ the *graph fundamental groupoid* of \mathcal{G}^* as opposed to $\Pi_1^{\mathcal{G}^*}$ which is the usual fundamental groupoid of \mathcal{G}^* from topology. As they are equivalent, they have the same isotropy, which is $\pi_1(\mathcal{G})$.

3.4 Introduction to the fundamental modular groupoid

Now let $\eta_1 : \mathcal{G}_1 \hookrightarrow S$ be a spine of S . Then since \mathcal{G}_1 is a deformation retract of S , there is an equivalence (i.e. homotopy) $\pi\eta_1$ of groupoids between $\Pi_1^{\mathcal{G}_1}$ and Π_1^S by the following result:

Lemma 3.4. (Brown [4], 6.5.10) *If $f, g : X \rightarrow Y$ are homotopic maps of spaces, then the induced morphisms $\pi f, \pi g : \Pi_1^X \rightarrow \Pi_1^Y$ are homotopic.*

Hence one has equivalences

$$\tilde{\Pi}_1^{\mathcal{G}_1^*} \equiv \Pi_1^{\mathcal{G}_1^*} \equiv \Pi_1^{\mathcal{G}_1} \equiv \Pi_1^S \quad (25)$$

If $\mathcal{G}_2 \hookrightarrow S$ is another spine, then we have another equivalence $\Pi_1^{\mathcal{G}_2} \equiv \Pi_1^S$, and so there is an equivalence

$$\Pi_1^{\mathcal{G}_2} \equiv \Pi_1^{\mathcal{G}_1} \iff \Pi_1^{\mathcal{G}_2^*} \equiv \Pi_1^{\mathcal{G}_1^*} \iff \tilde{\Pi}_1^{\mathcal{G}_2^*} \equiv \tilde{\Pi}_1^{\mathcal{G}_1^*}, \quad (26)$$

and the latter equivalence is in fact an isomorphism as we describe below.

We let

$$\psi_f = \mathbf{Mod}(S)([(\mathcal{G}_1, \ell_1), \hookrightarrow S], [(\mathcal{G}_2, \ell_2), \hookrightarrow S]) \quad (27)$$

where f is a half-edge of \mathcal{G}_1 denote the class of a flip inside the groupoid $\mathbf{MCG}_\ell(S) = \llbracket \mathbf{Mod}(S) \setminus \mathbf{SPN}_\ell(S) \rrbracket$. This means that (\mathcal{G}_2, ℓ_2) is obtained from (\mathcal{G}_1, ℓ_1) via a labeled flip at f . To define the isomorphism $\tilde{\Pi}_1^{\mathcal{G}_2^*} \simeq \tilde{\Pi}_1^{\mathcal{G}_1^*}$, we make the following definition:

Definition 3.5. We define a map $\psi_f^* : \tilde{\Pi}_1^{\mathcal{G}_1^*} \rightarrow \tilde{\Pi}_1^{\mathcal{G}_2^*}$ by describing its effect on the generators, as follows:

- If the flipped edge f is on a generator of the form $(f; e)$ then recalling that $\mathcal{G}_1 := \mathcal{G}_2$ in this case, $\psi_f^* : \tilde{\Pi}_1^{\mathcal{G}_1^*} \rightarrow \tilde{\Pi}_1^{\mathcal{G}_1^*}$ is defined to be the identity.
- Otherwise, recall that there is an induced pairing $\hat{\psi}_f : E(\mathcal{G}_1^*) \rightarrow E(\mathcal{G}_2^*)$, where f is the flipped edge (cf. (19) and Fig. 10). Let (x, y) (resp. $(x; y)$) be a generator of $\tilde{\Pi}_1^{\mathcal{G}_1^*}$. If neither x nor y is neighbor of the flipped edge f , then ψ_f^* sends the generator (x, y) (resp. $(x; y)$) of $\tilde{\Pi}_1^{\mathcal{G}_1^*}$ to the generator $(\hat{\psi}_f(x), \hat{\psi}_f(y))$ (resp. $(\hat{\psi}_f(x); \hat{\psi}_f(y))$) of $\tilde{\Pi}_1^{\mathcal{G}_2^*}$. Otherwise, ψ_f^* is defined on the generators seen in Fig. 10 as follows:

$(a, f) \rightarrow (a', e', f') = (a', e') \cdot (e', f')$	$(f, a) \rightarrow (f', e', a') = (f', e') \cdot (e', a')$
$(b, f) \rightarrow (b', f')$	$(f, b) \rightarrow (f', b')$
$(c, e) \rightarrow (c', e')$	$(e, c) \rightarrow (e', c')$
$(d, e) \rightarrow (d', f', e') = (d', f') \cdot (f', e')$	$(e, d) \rightarrow (e', f', d') = (e', f') \cdot (f', d')$
$(f, e) \rightarrow (f', e')$	$(e, f) \rightarrow (e', f')$

Lemma 3.6. *The map ψ_f^* is an isomorphism.*

Proof. We investigate the effect of $\psi_f^* \circ \psi_{f'}^*$ on the generator (a', c') of $\tilde{\Pi}_1^{\mathcal{G}_2^*}$:

$$\begin{aligned} \psi_f^*(\psi_{f'}^*(a', c')) &= \psi_f^*((a, f, e, c)) \\ &= \psi_f^*((a, f) \cdot (f, e) \cdot (e, c)) \\ &= \psi_f^*((a, f)) \cdot \psi_f^*((f, e)) \cdot \psi_f^*((e, c)) \\ &= (a', e') \cdot (e', f') \cdot (f', e') \cdot (e', c') \\ &= (a', c'). \end{aligned}$$

The last equality follows from the presentation of $\tilde{\Pi}_1^{\mathcal{G}_2^*}$. For other generators of $\tilde{\Pi}_1^{\mathcal{G}_2^*}$, this is proved similarly. By symmetry, this works for the generators of $\tilde{\Pi}_1^{\mathcal{G}_1^*}$; showing that ψ_f^* and $\psi_{f'}^*$ are inverses of each other. Therefore, ψ_f^* is an isomorphism. \square

We adapt the definition of the set $\overrightarrow{\text{MGR}}(S)$ given in (14) to the labeled case as follows:

$$\text{MGR}_\ell(S) := \{(\mathcal{G}^*, \ell) : (\mathcal{G}, \ell) \hookrightarrow S\} / \begin{array}{l} \text{homeomorphisms of modular graphs} \\ \text{preserving the labeling and ribbon structure.} \end{array} \quad (28)$$

Thus, elements of $\text{MGR}_\ell(S)$ can be described as the modular graphs of genus g and with n punctures, whose half-edges (red-points in Fig. 7) are labeled as in (17). These elements will be denoted as $|\mathcal{G}^*, \ell|$.

Flip-induced isomorphisms give rise to the following groupoid construction:

Definition 3.7. The *fundamental modular groupoid* of S is the groupoid $\mathbf{IMG}(S)$ whose object set is $\text{MGR}_\ell(S)$. Morphisms of $\mathbf{IMG}(S)$ are defined as

$$\text{Mor}_{\mathbf{IMG}}(|\mathcal{G}_1^*, \ell_1|, |\mathcal{G}_2^*, \ell_2|) := \left\{ \begin{array}{l} \text{isomorphisms } \tilde{\Pi}_1^{\mathcal{G}_1^*} \rightarrow \tilde{\Pi}_1^{\mathcal{G}_2^*} \text{ induced} \\ \text{by finite sequences of flips \&} \\ \text{relabelings} \end{array} \right\}, \quad (29)$$

where an isomorphism $\tilde{\Pi}_1^{\mathcal{G}_1^*} \rightarrow \tilde{\Pi}_1^{\mathcal{G}_2^*}$ induced by a relabeling is the ‘‘identity’’ isomorphism sending each path to itself.

Note that the set $\text{MGR}_\ell(S)$ is in canonical bijection with the set $\text{Mod}(S) \setminus \text{SPN}_\ell(S)$. We identify the object set of $\mathbf{IMG}(S)$ and that of $\mathbf{MCG}_\ell(S)$ via this bijection, and denote them as $|\mathcal{G}^*, \ell|$.

A finite sequence of flips and relabelings on a labeled modular graph of a surface determines a morphism in both categories $\mathbf{IMG}(S)$ and $\mathbf{MCG}_\ell(S)$. The following theorem describes the functor between these categories determined by this correspondence.

Theorem 3.8. *There is a functor $\mathbf{IIMG}(S) \rightarrow \mathbf{MCG}_\ell(S)$ which is identity on the object set and which associates graph fundamental groupoid isomorphisms in $\mathbf{IIMG}(S)$ to the morphism in $\mathbf{IIMG}(S)$ that are determined by the same sequence of flips and relabelings. On the isotropy groups, this yields a surjection*

$$\text{Isot}(\mathbf{IIMG}, |\mathcal{G}^*, \ell|) \rightarrow \text{Isot}(\mathbf{MCG}_\ell, |\mathcal{G}^*, \ell|) \simeq \text{Mod}(S). \quad (30)$$

Proof. Each spine $G \hookrightarrow S$ is a deformation retract of S , hence determines an injection $\Pi_1(\mathcal{G}) \hookrightarrow \Pi_1(S)$ of fundamental groupoids. Taking the composition of this injection with the injection $\tilde{\Pi}_1^{\mathcal{G}^*} \hookrightarrow \Pi_1(\mathcal{G})$, we can view $\tilde{\Pi}_1^{\mathcal{G}^*}$ as a subgroupoid of $\Pi_1(S)$ via an embedding $\Phi_{\mathcal{G}}$, where we can identify each element of \mathcal{G}^* with the embedding of midpoint p_e of the corresponding edge e of \mathcal{G} .

Note that any morphism $|\mathcal{G}, \ell| \rightarrow |\mathcal{G}', \ell|$ in $\mathbf{IIMG}(S)$ is represented by a pair of spines $\mathcal{G} \hookrightarrow S$ and $\mathcal{G}' \hookrightarrow S$, related by a finite sequence of flips. Such a sequence also determines a correspondence $E(\mathcal{G}) \rightarrow E(\mathcal{G}')$ between the edge sets of the spines. Keeping track of the path taken by the midpoints p_e through flips and isotopies, we obtain paths α_e from p_e to $p_{e'}$; where our morphism pairs the edge e of \mathcal{G} with the edge e' of \mathcal{G}' . Now, given a path γ from e to f in \mathcal{G}^* , we construct the path $(\Phi'_{\mathcal{G}'})^{-1}(\alpha_e^{-1} \cdot \Phi_{\mathcal{G}}(\gamma) \cdot \alpha_f)$ from e' to f' in $\tilde{\Pi}_1^{\mathcal{G}'}$. This procedure describes a morphism $|\mathcal{G}, \ell| \rightarrow |\mathcal{G}', \ell|$ in $\mathbf{MCG}_\ell(S)$, which is the image of the original morphism in $\mathbf{IIMG}(S)$ under our functor.

Functoriality of the procedure is clear since the morphisms in both categories are determined by a sequence of flips. To prove that the functor is indeed well-defined on the set of morphisms of the corresponding categories, we will first establish this fact on the isotropy groups.

We consider a sequence of flips transforming an embedding $\phi : \mathcal{G} \hookrightarrow S$ to an embedding $\phi' : \mathcal{G} \hookrightarrow S$, inducing $\Phi_{\mathcal{G}} : \tilde{\Pi}_1^{\mathcal{G}^*} \rightarrow \Pi_1(S)$ and $\Phi'_{\mathcal{G}} : \tilde{\Pi}_1^{\mathcal{G}^*} \rightarrow \Pi_1(S)$, respectively. Let us assume that the sequence of flips give identity morphism in $\text{Isot}(\mathbf{IIMG}, |\mathcal{G}^*, \ell|)$. Below, we will prove that this sequence also describes the identity morphism in $\text{Isot}(\mathbf{MCG}_\ell, |\mathcal{G}^*, \ell|)$. By assumption, we see that the sequence of flips results in identity map $\tilde{\Pi}_1^{\mathcal{G}^*} \rightarrow \tilde{\Pi}_1^{\mathcal{G}^*}$. Thus, in particular, each edge is mapped to itself.

Let $e, f \in E(\mathcal{G})$ be two adjacent edges of \mathcal{G} , and let γ represent the path (e, f) in $\tilde{\Pi}_1^{\mathcal{G}^*}$. Then

$$\gamma = (\Phi'_{\mathcal{G}})^{-1}(\alpha_e^{-1} \cdot \Phi_{\mathcal{G}}(\gamma) \cdot \alpha_f),$$

and hence

$$\Phi'_{\mathcal{G}}(\gamma) = \alpha_e^{-1} \cdot \Phi_{\mathcal{G}}(\gamma) \cdot \alpha_f. \quad (31)$$

Thus, $\Phi_{\mathcal{G}}(\gamma)$ can be deformed to $\Phi'_{\mathcal{G}}(\gamma)$ while moving the endpoints p_e, p_f to $p_{e'}, p_{f'}$ via α_e, α_f ; respectively.

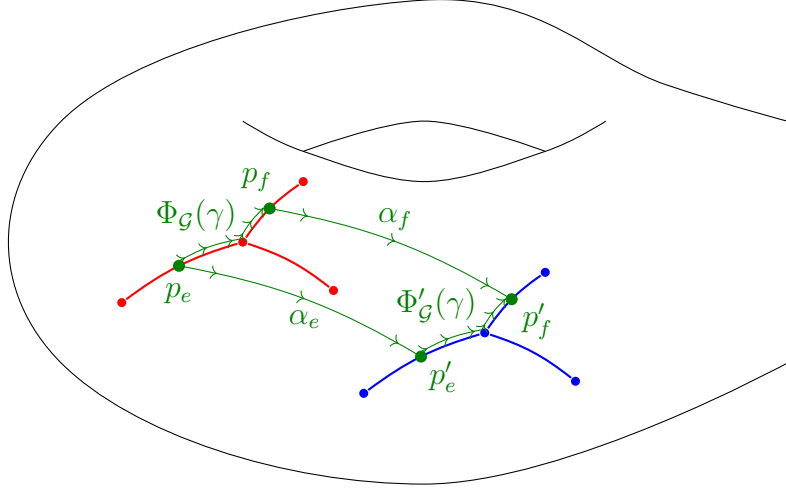


Figure 12

At the common vertex of e and f , they meet with a third edge g . The paths joining p_e and p_f to p_g also deform to paths joining p'_e and p'_f to p'_g . For both deformations, p_g travels via α_g . Note that the 1-dimensional cycle $p_e \rightarrow p_f \rightarrow p_g \rightarrow p_e$ of shortest paths on the image of the graph is homologically trivial; so is the cycle $p'_e \rightarrow p'_f \rightarrow p'_g \rightarrow p'_e$. Hence, these two ‘triangles’ bound disks. Also, they are isotopic via the image of a triangular prism, whose edges are mapped via α_e, α_f and α_g . If we close the top and bottom of this prism with the aforementioned triangles, we obtain the boundary of a solid triangular prism, which is topologically a sphere. Since the second homotopy group of the surface S is trivial, the image of this boundary is contractible, thus the map can be extended to that of a solid triangular prism. If we restrict this map to the subset which is comprised of the unions of line segments joining the barycenter of each sectional triangle to its corners, we obtain the deformation of the piece of $\Phi_{\mathcal{G}}$ bounded by p_e, p_f and p_g to the relevant piece of $\Phi'_{\mathcal{G}}$.

We can repeat this construction around each (3-valent) vertex of the graph. Since the deformations obtained agree on the intersections (i.e. p_e for each vertex e), they can be combined into a single deformation of \mathcal{G} . Hence, these two embeddings are isotopic and thus they represent the same element in \mathbf{MCG}_{ℓ} .

Now, consider two sequences of flips describing the same morphism $|\mathcal{G}, \ell| \rightarrow |\mathcal{G}', \ell|$ in $\mathbf{IMG}(S)$ and describing morphisms μ_1 and μ_2 in $\mathbf{MCG}_{\ell}(S)$, respectively. Then, $\mu_1 \mu_2^{-1} \in \text{Isot}(\mathbf{MCG}_{\ell}, |\mathcal{G}^*, \ell|)$ is the identity, hence $\mu_1 = \mu_2$. We conclude that the procedure is well-defined. Since any morphism in $\mathbf{IMG}(S)$ is described by a sequence of flips and such a sequence also gives a morphism in $\mathbf{MCG}_{\ell}(S)$, the functor is surjective between sets of morphisms. \square

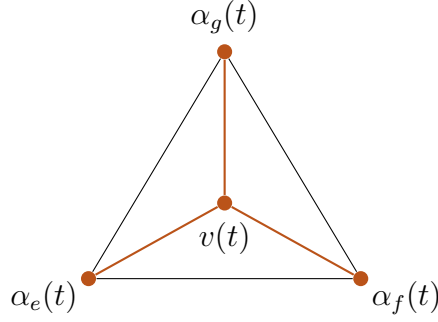


Figure 13: A section of the isotopy prism, at moment t . The vertices are mapped to $\alpha_e(t), \alpha_f(t), \alpha_g(t)$ and the edges are mapped to the deformation given by Equation 31. The isotopy on around the vertex v is given by the line segments joining the center $v(t)$ to the vertices.

In order to investigate the kernel of this functor, we first describe a certain kind of automorphism on an arbitrary groupoid. Let \mathbf{X} be a groupoid, let $a, b \in \text{Obj}(\mathbf{X})$ and let $\gamma \in \text{Mor}_{\mathbf{X}}(a, b)$. We define the functor $\Xi_{\gamma} \in \text{Aut}(\mathbf{X})$ as follows: On $\text{Obj}(\mathbf{X})$ it only exchanges a and b , and leaves other objects as is. For a morphism $\alpha \in \text{Mor}_{\mathbf{X}}(x, y)$, the functor operates as follows:

$$\Xi_{\gamma}(\alpha) = \gamma^{-\epsilon(a)} \cdot \alpha \cdot \gamma^{\epsilon(b)}$$

where ϵ is the function (depending on γ)

$$\epsilon(x) = \begin{cases} +1 & x = a \\ -1 & x = b \\ 0 & \text{otherwise.} \end{cases}$$

Concisely, this automorphism exchanges the objects a and b , and extends any morphism which begins or ends at either of them using γ to their new position. In case $a = b$, this yields the functor

$$\Xi_{\gamma}(\alpha) = \begin{cases} \gamma \cdot \alpha & \alpha \in \text{Mor}(a, x) \quad (x \neq a) \\ \alpha \cdot \gamma^{-1} & \alpha \in \text{Mor}(x, a) \quad (x \neq a) \\ \gamma \cdot \alpha \cdot \gamma^{-1} & \alpha \in \text{Mor}(a, a) \\ \alpha & \text{otherwise.} \end{cases}$$

In this case, the automorphism Ξ_{γ} is “inner” in the sense that the induced outer automorphism on isotropy groups of \mathbf{X} is trivial. (If \mathbf{X} is the fundamental groupoid of some topological space, then Ξ_{γ} wildly violates the topology since it is not induced by a homeomorphism of the space in question, in general.)

In this paragraph, for simplicity e and f denote full-edges and not half edges. Consider a labeled graph embedding $\mathcal{G} \hookrightarrow S$ and two adjacent edges e and f of \mathcal{G} .

By the pentagon relation described in Figure 4, we see that we can transpose these two edges by five consecutive flips. We can then apply relabeling switching the labels of e and f , keeping the other labels as is. This operation gives back the same labeled graph. Since the operation is confined to a simply-connected region, it is topologically trivial and hence gives the identity morphism at $|\mathcal{G}^*, \ell|$ in $\mathbf{MCG}_\ell(S)$, i.e. the identity element of the group $\text{Isot}(\mathbf{MCG}_\ell, |\mathcal{G}^*, \ell|)$. Nevertheless, we see that the same sequence of flips induce the nontrivial automorphism $\Xi_\gamma \in \text{Aut}(\tilde{\Pi}_1^{\mathcal{G}^*})$ where $\gamma = (e, f)$ denotes the short path from e to f . Consequently, the kernel of $\text{Isot}(\mathbf{IMG}, |\mathcal{G}^*, \ell|) \rightarrow \text{Mod}(S)$ is non-trivial in general.

By Theorem 3.8, we have a surjection $\text{Isot}(\mathbf{IMG}, |\mathcal{G}^*, \ell|) \rightarrow \text{Mod}(S)$. It is known that $\text{Mod}(S) < \text{Out}(\pi_1(S))$ is the group of outer automorphisms which preserves the loops around the punctures. On the other hand, for any groupoid \mathbf{X} , there is a surjection $\text{Aut}(\mathbf{X}) \rightarrow \text{Out}(\text{Isot}(\mathbf{X}, x))$ for any object x of \mathbf{X} . Whence

$$\text{Isot}(\mathbf{IMG}, |\mathcal{G}^*, \ell|) \rightarrow \text{Aut}(\tilde{\Pi}_1^{\mathcal{G}^*}) \rightarrow \text{Out}(\text{Isot}(\tilde{\Pi}_1^{\mathcal{G}^*}, x)) = \text{Out}(\pi_1(\mathcal{G}^*, x)) \quad (32)$$

Remark. The arrow on the right is obtained as follows: Let $\Xi : \mathbf{X} \rightarrow \mathbf{X}$ be a grupoid automorphism. Let $\gamma \in \text{Isot}(\mathbf{X}, x)$ for some object x . Then $\Xi(\gamma) \in \text{Isot}(\mathbf{X}, \Xi(x))$. Given a morphism $\beta \in \text{Mor}(x, \Xi(x))$, we obtain $\beta \cdot \Xi(\gamma) \cdot \beta^{-1} \in \text{Isot}(\mathbf{X}, x)$. Hence we obtain an element of $\text{Aut}(\text{Isot}(\mathbf{X}, x))$

$$\begin{aligned} \Xi_\beta : \text{Isot}(\mathbf{X}, x) &\rightarrow \text{Isot}(\mathbf{X}, x), \\ \gamma &\mapsto \beta \cdot \Xi(\gamma) \cdot \beta^{-1} \end{aligned}$$

If β' is any other morphism in $\text{Mor}(x, \Xi(x))$, then Ξ_β and $\Xi_{\beta'}$ are conjugates. Hence we have a well-defined map $\text{Aut}(\mathbf{X}) \rightarrow \text{Out}(\text{Isot}(\mathbf{X}, x))$.

3.5 Punctures

Recall that spines $\mathcal{G} \hookrightarrow S$ are endowed with a ribbon graph structure induced from the orientation of S . This induces a similar structure on \mathcal{G} , \mathcal{G}^* and on $\tilde{\Pi}_1^{\mathcal{G}^*}$. Indeed, we define a (finite) *puncture* to be the homotopy class of a left-turn path in $\tilde{\Pi}_1^{\mathcal{G}^*}$, which starts and ends at the same object and has no self-intersections. Two overlapping punctures are considered to be identical.

An *infinite puncture* is an infinite nested sequence of homotopy classes of left-turning paths with non-repeating start and end points in $\tilde{\Pi}_1^{\mathcal{G}^*}$.

Denote by \mathcal{G}° the set of punctures of \mathcal{G}^* . Hence to any modular graph we can associate two invariants (g, n) where g is its genus and n is the cardinality of \mathcal{G}° , the set of punctures (which may be finite or infinite). Note that \mathcal{G}^* may have punctures even though \mathcal{G}^* is simply connected, e.g. consider $\mathcal{G} = \mathcal{F}$, the Farey tree (see Section 5.1). It has infinitely many punctures at the boundary.

Let $\text{Aut}^\circ(\tilde{\Pi}_1^{\mathcal{G}^*})$ be the group of groupoid isomorphisms preserving the set of finite punctures. Since a finite puncture is an element of $\tilde{\Pi}_1^{\mathcal{G}^*}$, this definition makes sense.

A quick experiment shows that flips preserve punctures, i.e. the set \mathcal{G}_1° is sent to the set \mathcal{G}_2° under a flip. Since the same is obviously true for permutations of labels, morphisms of **IIMG** preserve this extra structure, i.e. we may revise (32) as

$$\text{PMG}(S) = \text{Isot}(\mathbf{IIMG}, |\mathcal{G}^*, \ell|) \rightarrow \text{Aut}^\circ(\tilde{\Pi}_1^{\mathcal{G}^*}) \rightarrow \text{Out}^\circ(\pi_1(\mathcal{G}^*, x)) \quad (33)$$

where $\text{Out}^\circ(\pi_1(\mathcal{G}^*, x))$ is the group of automorphisms of the fundamental group preserving the conjugacy classes of punctures; modulo inner automorphisms. Since for $n, g < \infty$ the group $\text{Mod}(S)$ is known to be isomorphic to the group of puncture-preserving outer automorphisms of $\pi_1(S)$, the composition of the morphisms in (33) defines an epimorphism

$$\text{PMG}(S) \rightarrow \text{Out}^\circ(\pi_1(\mathcal{G}^*, x)), \quad (34)$$

for each pair $|\mathcal{G}^*, \ell|$ and for each edge-point x of \mathcal{G}^* .

4 Full fundamental modular groupoid

In the previous section, under the hypothesis that S is a surface of finite type (i.e. $g, n < \infty$), we have introduced the fundamental modular groupoid $\mathbf{IIMG}(S)$ of S , which is isomorphic to $\mathbf{MCG}_\ell(S)$. On the other hand, Definition 3.7 can be restated solely in terms of the modular graph \mathcal{G}^* , without referring to the surface S or its type, as follows:

Definition 4.1. The fundamental modular groupoid is the disconnected groupoid **IIMG** whose object set is MGR_ℓ , which is defined to be set of all labeled modular graphs up to isomorphism. Morphisms of **IIMG** are (exactly as in (29)):

$$\text{Mor}_{\mathbf{IIMG}}(|\mathcal{G}_1^*, \ell_1|, |\mathcal{G}_2^*, \ell_2|) := \left\{ \begin{array}{l} \text{isomorphisms } \tilde{\Pi}_1^{\mathcal{G}_1^*} \rightarrow \tilde{\Pi}_1^{\mathcal{G}_2^*} \text{ induced} \\ \text{by finite sequences of flips \&} \\ \text{permutations of labels} \end{array} \right\} \quad (35)$$

Here, $|\mathcal{G}_1^*, \ell_1|$ and $|\mathcal{G}_2^*, \ell_2|$ are in MGR_ℓ , these are labeled modular graphs with at most countably many edges. Since MGR_ℓ is an uncountable set, **IIMG** has uncountably many objects. Since finite sequences of flips are at most countable in number, **IIMG** has uncountably many connected components. If $|\mathcal{G}^*, \ell| \in \text{MGR}_\ell$ then by $\mathbf{IIMG}(\mathcal{G}^*, \ell)$ we denote the connected component of **IIMG** containing $|\mathcal{G}^*, \ell|$. Thanks to relabelings, this connected component is same as $\mathbf{IIMG}(\mathcal{G}^*, \ell')$, where ℓ' is any other labeling, and we will unambiguously denote both as $\mathbf{IIMG}(\mathcal{G}^*)$.

Finally, if S is a surface of finite type, then by $\mathbf{IMG}(S)$ we denote $\mathbf{IMG}(\mathcal{G}^*)$ where $\mathcal{G} \hookrightarrow S$ is any trivalent spine of S . This notation is compatible with our previous definition of $\mathbf{IMG}(S)$.

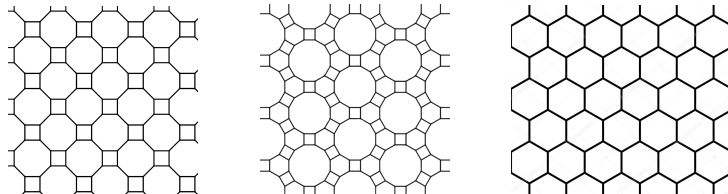


Figure 14: Modular graphs in different flip orbits (connected components of \mathbf{IMG}) with $g = 0$, $n = \infty$. In these examples, there are no punctures at infinity, and there are infinitely many modular graphs in the flip-orbit. Farey tree (Figure 15) has no finite punctures, has infinitely many punctures at infinity, and is the only modular graph in its flip orbit.

Since the isotropy group $\mathbf{PMG}(S)$ of $\mathbf{IMG}(S)$ surjects onto $\mathbf{Mod}(S)$, the isotropy groups of connected components of \mathbf{IMG} gives analogues of -extended-mapping class groups; there exists an uncountable number of them. Naturally, these will not be finitely generated nor presented in general. Figure 14 exhibits graphs from three different connected components. Note that the mapping class group of the ambient surface $S_{n=\infty}^{g=0}$ is an uncountable group for such surfaces.

Since $\mathbf{IMG}(\mathcal{G}^*)$ is a connected groupoid, its isotropy groups are (non-canonically) isomorphic. This justifies the following the notation $\mathbf{PMG}(\mathcal{G}^*)$ for the isotropy group of $\mathbf{IMG}(\mathcal{G}^*)$, which we shall adopt from this point on.

Note that we still have the sequence (33) (this time for graphs instead of surfaces):

$$\mathbf{PMG}(\mathcal{G}^*) := \text{Isot}(\mathbf{IMG}, |\mathcal{G}^*, \ell|) \rightarrow \text{Aut}^\circ(\tilde{\Pi}_1^{\mathcal{G}^*}) \rightarrow \text{Out}^\circ(\pi_1(\mathcal{G}^*, x)).$$

Question. Given some graph \mathcal{G}^* as in Figure 14, find a presentation of the group $\mathbf{Mod}(\mathcal{G}^*)$.

5 Farey tree and Thompson's group

Recall that, in case \mathcal{G}^* is a finite modular graph, the groupoid $\mathbf{IMG}(\mathcal{G}^*)$ (i.e. the connected component of \mathbf{IMG} containing \mathcal{G}) admits the usual mapping class group $\mathbf{Mod}(S)$ as a quotient of its isotropy group $\mathbf{PMG}(S)$, where \mathcal{G} is a spine of S . This section is devoted to exemplifying connected components of \mathbf{IMG} , containing infinite modular graphs as their objects.

Fundamental groups of the graphs in Figure 14 are not finitely generated. It is more interesting to start with infinite graphs of finite topology (i.e. with finitely

generated fundamental groups). The simplest such graph is the Farey tree \mathcal{F} , which is the plane trivalent tree with no terminal vertices. In general, these are finite graphs with a bunch of infinite tree branches attached to them.

5.1 Farey tree and modular graphs

We repeat some definitions from [26]. Let $\mathrm{PSL}_2(\mathbb{Z})$ be the modular group. It is well-known that $\mathrm{PSL}_2(\mathbb{Z}) = \langle S \rangle * \langle L \rangle \cong \mathbb{Z}/2\mathbb{Z} * \mathbb{Z}/3\mathbb{Z}$, where $S(z) = -1/z$ and $L(z) = (z-1)/z$, where we view S and L as acting on the complex upper half plane \mathcal{H} .

From $\mathrm{PSL}_2(\mathbb{Z})$ we construct the (bipartite) Farey tree \mathcal{F} via

$$\begin{aligned} \text{edges of } \mathcal{F} : \quad E(\mathcal{F}) &= \{\{W\} : W \in \mathrm{PSL}_2(\mathbb{Z})\} \\ \text{vertices of } \mathcal{F} : \quad V(\mathcal{F}) &= V_{\otimes}(\mathcal{F}) \sqcup V_{\bullet}(\mathcal{F}); \end{aligned}$$

where

$$\begin{aligned} V_{\otimes}(\mathcal{F}) &= \{\{W, WS\} : W \in \mathrm{PSL}_2(\mathbb{Z})\}, \\ V_{\bullet}(\mathcal{F}) &= \{\{W, WL, WL^2\} : W \in \mathrm{PSL}_2(\mathbb{Z})\}. \end{aligned}$$

The edges incident to the vertex $\{W, WS\} \in V_{\otimes}$ are $\{W\}$ and $\{WS\}$. The edges incident to the vertex $\{W, WL, WL^2\} \in V_{\bullet}$ are $\{W\}$, $\{WL\}$, and $\{WL^2\}$, and these edges inherit a natural cyclic ordering from the vertex. Thus the Farey tree \mathcal{F} is an infinite bipartite ribbon graph, and $\mathrm{PSL}_2(\mathbb{Z})$ acts on \mathcal{F} from the left, by ribbon graph automorphisms, where $M \in \mathrm{PSL}_2(\mathbb{Z})$ sends the edge $\{W\}$ to $\{MW\}$.

Note that the automorphism group $\mathrm{Aut}(\mathcal{F})$ is the free product $\mathbb{Z}/2\mathbb{Z} * \mathbb{Z}/3\mathbb{Z} \simeq \mathrm{PSL}_2(\mathbb{Z})$, generated by an order-2 rotation around an edge and an order-3 rotation around a vertex adjacent to this edge.

Let Γ be any subgroup of $\mathrm{PSL}_2(\mathbb{Z})$. Then Γ acts on \mathcal{F} from the left and to Γ we associate a quotient graph $\Gamma \backslash \mathcal{F}$ as follows:

$$\begin{aligned} E(\Gamma \backslash \mathcal{F}) &= \{\Gamma \cdot \{W\} : W \in \mathrm{PSL}_2(\mathbb{Z})\} \\ V(\Gamma \backslash \mathcal{F}) &= V_{\otimes}(\mathcal{F}/\Gamma) \cup V_{\bullet}(\mathcal{F}/\Gamma); \end{aligned}$$

where

$$\begin{aligned} V_{\otimes}(\Gamma \backslash \mathcal{F}) &= \{\Gamma \cdot \{W, WS\} : W \in \mathrm{PSL}_2(\mathbb{Z})\}, \text{ and} \\ V_{\bullet}(\Gamma \backslash \mathcal{F}) &= \{\Gamma \cdot \{W, WL, WL^2\} : W \in \mathrm{PSL}_2(\mathbb{Z})\}. \end{aligned}$$

The incidence relation induced from the Farey tree gives a well-defined incidence relation and gives us the bipartite graph. If the group Γ is torsion-free, then it is easy to see that $\Gamma \backslash \mathcal{F}$ has no pending edges. Hence, $\Gamma \backslash \mathcal{F}$ is a modular graph. Conversely, any connected bipartite ribbon graph G , with $V(G) = V_{\otimes}(G) \sqcup V_{\bullet}(G)$, such that every \otimes -vertex is of degree 2 and every \bullet -vertex is of degree 3, is modular since the universal covering of G is isomorphic to \mathcal{F} .

The set of edges of $\Gamma \backslash \mathcal{F}$ is identified with the set of right-cosets of Γ , so that the graph $\Gamma \backslash \mathcal{F}$ has $[\mathrm{PSL}_2(\mathbb{Z}) : \Gamma]$ many edges. In case Γ is a finite index subgroup, the graph $\Gamma \backslash \mathcal{F}$ is a finite modular graph.

It takes a little effort to define the fundamental group of $\Gamma \backslash \mathcal{F}$ so that there is a canonical isomorphism $\pi_1(\Gamma \backslash \mathcal{F}, \Gamma \cdot \{I\}) \simeq \Gamma < \mathrm{PSL}_2(\mathbb{Z})$, with the canonical choice of $\Gamma \cdot \{I\}$ as a base edge. In general, subgroups Γ of the modular group (or equivalently the fundamental groups $\pi_1(\Gamma \backslash \mathcal{F})$) are free products of copies of \mathbb{Z} , $\mathbb{Z}/2\mathbb{Z}$ and $\mathbb{Z}/3\mathbb{Z}$, see [14]. Note that two distinct isomorphic subgroups Γ_1, Γ_2 of the modular group may give rise to non-isomorphic ribbon graphs $\Gamma_1 \backslash \mathcal{F}$ and $\Gamma_2 \backslash \mathcal{F}$. In other words, the fundamental group does not characterize the graph. Another basic invariant of $\Gamma \backslash \mathcal{F}$ is its genus, which is defined to be the genus of the surface constructed by gluing discs along left-turn paths. This genus is the same as the genus of the Riemann surface $\Gamma \backslash \mathcal{H}$, where \mathcal{H} is the upper half plane. Finally, the number of punctures is an invariant of $\Gamma \backslash \mathcal{F}$.

Proposition 5.1. *If Γ_1 and Γ_2 are conjugate subgroups of $\mathrm{PSL}_2(\mathbb{Z})$, then the graphs $\Gamma_1 \backslash \mathcal{F}$ and $\Gamma_2 \backslash \mathcal{F}$ are isomorphic as ribbon graphs. Hence there is a 1-1 correspondence between modular graphs and conjugacy classes of (torsion free) subgroups of the modular group.*

Theorem 5.2. *There is a 1-1 correspondence between modular graphs with a base edge (\mathcal{G}, e) (modulo ribbon graph isomorphisms of pairs (\mathcal{G}, e)) and subgroups of the modular group).*

The $\mathrm{PSL}_2(\mathbb{Z})$ -action on the set of subgroups corresponds to the base-edge-moving action of $\mathrm{PSL}_2(\mathbb{Z})$ on the set $\overrightarrow{\mathrm{MGR}}$ of modular graphs with a base edge.

Theorem 5.3. *There is a 1-1 correspondence between modular graphs with two base edges (\mathcal{G}, e, e') (modulo ribbon graph isomorphisms of triples (\mathcal{G}, e, e')) and cosets of subgroups of the modular group.*

To get a description of the labeled modular graphs up to isomorphism, let (\mathcal{G}, ℓ) be a such graph. For simplicity, we assume that the labels are from the set $\{1, 2, \dots, |E(\mathcal{G})|\}$ (and not from the set $\{1, 2, \dots, |E(\mathcal{G})|/2\} \times \{+, -\}$ as we used above). We construct a pair of elements (σ, λ) of the permutation group $\mathrm{Sym}(|E(\mathcal{G})|)$ as follows.

- σ is the product of all label transpositions (i, j) such that the corresponding edges of \mathcal{G} meet at a vertex of degree 2;
- λ is the product of all 3-cycles of transpositions (i, j, k) of labels such that the corresponding edges of \mathcal{G} meet at a vertex of degree 3, with this orientation.

One has then $\sigma^2 = \lambda^3 = 1$. Note that the permutation group $\langle \sigma, \lambda \rangle < \text{Sym}(|E(\mathcal{G})|)$ is transitive since \mathcal{G} is connected.

Conversely, given N let us call a *2-3 permutation pair* a pair (σ, λ) of elements of $\text{Sym}(N)$ with $\sigma^2 = \lambda^3 = 1$ and such that $\langle \sigma, \lambda \rangle$ is transitive. Note that any 2-3 permutation pair defines a transitive permutation representation $\text{PSL}_2(\mathbb{Z}) \rightarrow \text{Sym}(N)$ sending $S \rightarrow \sigma$ and $L \rightarrow \lambda$. The group $\text{PSL}_2(\mathbb{Z})$ acts on such representations by conjugation.

Given a 2-3 permutation pair, we can construct a labeled modular graph (\mathcal{G}, ℓ) by taking a collection of edges labeled $1, 2, \dots, N$; gluing the edges labeled i and j at a degree-2 vertex whenever (i, j) is a transposition in σ ; and finally gluing the edges labeled i, j and k at a degree-3 vertex with orientation $i \rightarrow j \rightarrow k$ whenever (i, j, k) is a 3-cycle in λ (pending edges of \mathcal{G} or equivalently the torsion elements of a corresponding subgroup are avoided by asking σ and λ to be free of 1-cycles^b). The graph \mathcal{G} so obtained with its labeling is then connected since $\langle \sigma, \lambda \rangle$ is transitive. Observe that the cycle decomposition of the product $\sigma\lambda$ then corresponds to the puncture set of \mathcal{G} (see [16]).

Hence the following characterization of our basic object set MGR_ℓ .

Theorem 5.4. *There is a 1-1 correspondence between the elements of MGR_ℓ with N edges ($1 \leq N \leq \infty$) and the set of pairs of fixed point free 2-3 permutation pairs; i.e. permutations (σ, λ) from $\text{Sym}(N)$ with $\sigma^2 = \lambda^3 = 1$ and such that $\langle \sigma, \lambda \rangle$ is transitive.*

By Theorem 5.2, a subgroup $\mathbf{G} < \text{PSL}_2(\mathbb{Z})$ is specified by the choice of an edge of \mathcal{G} ; which we universally pick to be the one labeled 1. By Theorem 5.3, all other edges of \mathcal{G} corresponds to the cosets of \mathbf{G} . This shows that an element of MGR_ℓ is nothing but a subgroup $\mathbf{G} < \text{PSL}_2(\mathbb{Z})$ with an enumeration of cosets of \mathbf{G} in $\text{PSL}_2(\mathbb{Z})$, such that the coset \mathbf{G} itself is labeled 1. Elements of $\tilde{\Pi}_1^\mathcal{G}$ can then be interpreted as certain sequences of enumerated cosets of \mathbf{G} (of arbitrary length); encoding paths on the corresponding graph. As a side remark, note that $\text{PSL}_2(\mathbb{Z})$ acts on such enumerated cosets (i.e. on MGR_ℓ) on by conjugation from the left and from the right, though these won't extend to an action on paths.

In this description, a labeled flip $\psi : (\mathcal{G}, \ell) \rightarrow (\mathcal{G}', \ell')$ corresponding to the 2-3 permutation pair (σ, λ) is specified by the choice of a transposition (c, d) of σ . This flip then erases a pair of 3-cycles (a, b, c) and (d, e, f) from λ and inserts (a, d, f) and (c, b, e) to give a new permutation λ' of order 3. The final 2-3 permutation is then (σ, λ') . One can check that if (σ, λ) is transitive then so is (σ, λ') . There is a similar interpretation of the corresponding isomorphism $\psi^* : \tilde{\Pi}_1^\mathcal{G} \rightarrow \tilde{\Pi}_1^{\mathcal{G}'}$ in terms of coset sequences.

^bMuch of the ideas in this paper carry over to modular graphs with pending edges; equivalently to subgroups of $\text{PSL}_2(\mathbb{Z})$ with torsion; equivalently to 2-3 permutation pairs with fixed points.

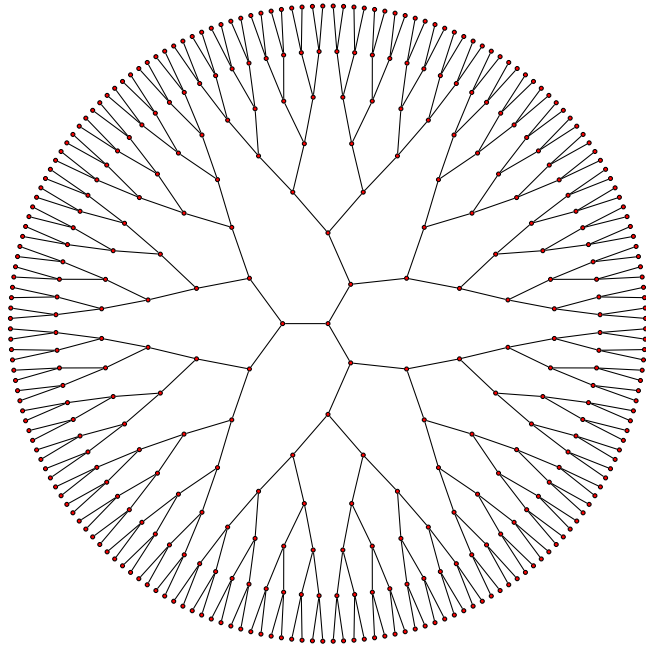


Figure 15: The 3-valent Farey tree. To obtain the 2-3-valent graph, one must put extra vertices at midpoints of its edges.

5.2 The fundamental modular groupoid of the Farey tree

Recall that the groupoid $\mathbf{IMG}(\mathcal{F})$ is connected by definition. It has uncountably many objects, consisting of all labeled trees $|\mathcal{F}, \ell|$, where $\ell : \mathcal{F} \rightarrow \mathbb{N} \times \{+, -\}$ is a labeling. In other words, the object set of $\mathbf{IMG}(\mathcal{F})$ is

$$\text{Obj}(\mathbf{IMG}(\mathcal{F})) = \{(\mathcal{F}, \ell) \mid \ell : E(\mathcal{F}) \rightarrow \mathbb{N} \text{ is a bijection}\} / \text{PSL}_2(\mathbb{Z}).$$

Since among the morphisms of $\mathbf{IMG}(\mathcal{F})$, in particular we have all relabelings, the set of morphisms of $\mathbf{IMG}(\mathcal{F})$ is uncountable, too^c. However, the situation is not so desperate as it seems; since the set of morphisms among any pair of objects $\mathbf{IMG}(\mathcal{F})$ is countable by definition (cf. “finite sequences of” in (35)). In particular, $\mathbf{PMG}(\mathcal{F})$, i.e. the isotropy group of any of its objects is the same (up to isomorphism) countable group. Any element of $\mathbf{PMG}(\mathcal{F})$ can be uniquely written in the form $\lambda\varphi$, where φ is the composition of a finite sequence of flips followed by a relabeling λ .

Let us now show that $\mathbf{PMG}(\mathcal{F})$ is an extension of $\text{PPSL}_2(\mathbb{Z})$ (which is isomorphic to the famed Thompson’s group $\text{PPL}_2(\mathbb{Z})$) with a group of permutations of finite support on the set $\text{PSL}_2(\mathbb{Z})$.

These correspond to surfaces S with punctures and orbifold points with inertia $\mathbb{Z}/2\mathbb{Z}$ and $\mathbb{Z}/3\mathbb{Z}$.

^cThe situation is similar if we have an infinite modular graph \mathcal{G} in place of \mathcal{F} .

The tree \mathcal{F} being simply connected, $\tilde{\Pi}_1^{\mathcal{F}}$ has trivial isotropy, and the last element of the sequence in (32) vanish, yielding for any labeling ℓ the inclusion map

$$\mathbf{PMG}(\mathcal{F}) := \text{Isot}(\mathbf{IIMG}, |\mathcal{F}, \ell|) \rightarrow \mathbf{Aut}(\tilde{\Pi}_1^{\mathcal{F}}).$$

Since \mathcal{F} is simply connected, there exists a unique path connecting any pair of edges, and the groupoid $\tilde{\Pi}_1^{\mathcal{F}}$ is identified with the pair groupoid $E(\mathcal{F}) \times E(\mathcal{F})$. Recall that by definition $E(\mathcal{F})$ is identified with $\text{PSL}_2(\mathbb{Z})$. Hence, $\mathbf{Aut}(\tilde{\Pi}_1^{\mathcal{F}}) \simeq \text{Sym}(E(\mathcal{F})) = \text{Sym}(\text{PSL}_2(\mathbb{Z}))$ is an uncountable group. Note that $\mathbf{Aut}^1(\mathcal{F}) < \mathbf{Aut}(\tilde{\Pi}_1^{\mathcal{F}})$, where $\mathbf{Aut}^1(\mathcal{F})$ is the group of graph automorphisms not necessarily preserving the ribbon structure (this is a locally compact, uncountable group). To sum up this discussion, we have

$$\mathbf{PMG}(\mathcal{F}) < \text{Sym}(\text{PSL}_2(\mathbb{Z})) \simeq \mathbf{Aut}(\tilde{\Pi}_1^{\mathcal{F}}).$$

Let now $|\mathcal{F}, \ell|$ be an object of $\mathbf{IIMG}(\mathcal{F})$. Let us first show that the group of ribbon graph automorphisms $\mathbf{Aut}(\mathcal{F}) \simeq \text{PSL}_2(\mathbb{Z})$ is a subgroup of the isotropy group of $|\mathcal{F}, \ell|$. Let $\alpha \in \mathbf{Aut}(\mathcal{F})$. Then (\mathcal{F}, ℓ) and $(\mathcal{F}, \ell \circ \alpha)$ represent the same object of MGR_ℓ , identified via $\alpha^{-1} : \mathcal{F} \rightarrow \mathcal{F}$. The induced automorphism $\tilde{\Pi}_1^{\mathcal{F}} \rightarrow \tilde{\Pi}_1^{\mathcal{F}}$ simply sends a path to its image under α^{-1} . To sum up, we have

$$\text{PSL}_2(\mathbb{Z}) \simeq \mathbf{Aut}(\mathcal{F}) < \mathbf{PMG}(\mathcal{F}).$$

(The same argument shows that $\mathbf{Aut}(\mathcal{G}) < \mathbf{PMG}(\mathcal{G})$ for every modular graph \mathcal{G} .) Note that $\mathbf{Aut}(\mathcal{F}) = \mathbf{Aut}^1(\mathcal{F}) \cap \mathbf{PMG}(\mathcal{F})$, because elements in $\mathbf{Aut}^1(\mathcal{F}) \setminus \mathbf{Aut}(\mathcal{F})$ does not respect the ribbon graph structure, whereas flips, although not being graph automorphisms, respects the ribbon graph structure.

5.2.1 The group of partial automorphisms

Recall that $\mathbf{PMG}(\mathcal{F})$ is the isotropy group of $|\mathcal{F}, \ell|$ in \mathbf{IIMG} for some labeling ℓ . From now on we fix one such labeling.

Now consider the subgroup $\text{Sym}^\pm(\text{PSL}_2(\mathbb{Z})) < \text{Sym}(\text{PSL}_2(\mathbb{Z}))$ which consists of permutations π of finite support, such that for all $W \in \text{PSL}_2(\mathbb{Z})$ one has

$$\{\pi(W), \pi(W'S)\} = \{W', W'S\}$$

for some W' (of course, depending on π and W). This means that on the Farey tree, π should send twin edges to twin edges, i.e. those edges which meet at a degree-2 vertex. Note that $\text{Sym}^\pm(\text{PSL}_2(\mathbb{Z})) < \mathbf{PMG}(\mathcal{F})$ since any of the two ‘transposition’ of two given twin pairs of edges can be written in terms of flips.

Moreover,

$$\text{Sym}^\pm(\text{PSL}_2(\mathbb{Z})) \triangleleft \mathbf{PMG}(\mathcal{F}),$$

since the conjugate of a finite permutation is again a finite permutation. Note that an element of $\text{Sym}^\pm(\text{PSL}_2(\mathbb{Z}))$ may permute two edges incident at a degree-two vertex.

A *ribbon graph near-automorphism* of \mathcal{F} is a bijection $\sigma : E(\mathcal{F}) \rightarrow E(\mathcal{F})$ such that the restriction $\sigma : \mathcal{F} \setminus \mathcal{T}_1 \rightarrow \mathcal{F} \setminus \mathcal{T}_2$ is a ribbon graph isomorphism for some finite subtrees $\mathcal{T}_1, \mathcal{T}_2$, where we require that σ respects the canonical cyclic order of the branches $\mathcal{F} \setminus \mathcal{T}_1$ and $\mathcal{F} \setminus \mathcal{T}_2$ induced by the planar structure (see [6]). Thus, σ can permute the edges of $\mathcal{T}_1, \mathcal{T}_2$ arbitrarily, violating the graph structure (but keeping twin edges together).

Consider the equivalence relation on the set of near automorphisms; where two such automorphisms are equivalent if they agree on the complement of a finite subtree. The group of *partial \mathcal{F} -automorphisms* $\text{Aut}^\infty(\mathcal{F})$ is the equivalence class of near automorphisms under this equivalence [12]. The equivalence class of an automorphism is called its *germ*. Note that $\text{Aut}^\infty(\mathcal{F})$ is a countable group.

Theorem 5.5. *There is an exact sequence*

$$1 \rightarrow \text{Sym}^\pm(\text{PSL}_2(\mathbb{Z})) \rightarrow \text{PMG}(\mathcal{F}) \xrightarrow{\gamma} \text{Aut}^\infty(\mathcal{F}) \rightarrow 1 \quad (36)$$

where $\text{Aut}^\infty(\mathcal{F})$ is the group of partial \mathcal{F} -automorphisms and γ is the germification map.

Proof. It suffices to prove that $\text{PMG}(\mathcal{F})$ is the group of near \mathcal{F} -automorphisms. To this end, it suffices to observe that every flip followed by the corresponding relabeling is nothing but a near automorphism. Since every transposition of edges can be written as a sequence flips, the kernel is the group $\text{Sym}^\pm(\text{PSL}_2(\mathbb{Z}))$. \square

We may relax the definition of the partial automorphism and consider instead arbitrary automorphisms (not just ribbon graph automorphisms) $\sigma : \mathcal{F} \setminus \mathcal{T}_1 \rightarrow \mathcal{F} \setminus \mathcal{T}_2$, where $\mathcal{T}_1, \mathcal{T}_2$ are two finite subtrees of \mathcal{F} . The resulting group is Neretin's spheromorphism group, which we denote by $\text{Aut}^\infty(\mathcal{F}^c)$ (where the subscript 'c' stands for "combinatorial"). Observe that $\text{Aut}^\infty(\mathcal{F}^c)$ is an uncountable group. Note that there is an obvious analogue of (36) for regular planar trees.

Denoting the corresponding group of near-automorphisms (not just ribbon graph near-automorphisms) of \mathcal{F} by $\text{PMG}(\mathcal{F}^c)$, we get the analogous exact sequence

$$1 \rightarrow \text{Sym}^\pm(\text{PSL}_2(\mathbb{Z})) \rightarrow \text{PMG}(\mathcal{F}^c) \xrightarrow{\gamma} \text{Aut}^\infty(\mathcal{F}^c) \rightarrow 1. \quad (37)$$

(We don't claim that $\text{PMG}(\mathcal{F}^c)$ is the isotropy group of a groupoid in a way $\text{PMG}(\mathcal{F})$ is an isotropy group.) The group $\text{Aut}^\infty(\mathcal{F}^c)$ has a discrete subgroup which is isomorphic to Thompson's group V , see Section 7 below.

Remark. Instead of our tree \mathcal{F} , it is possible to consider the planar tree \mathcal{T} such that every vertex is of degree 3; i.e. without vertices of degree 2. The group $\text{PMG}(\mathcal{T})$ of near automorphisms can be defined in the same way. However; since elements of $\text{PMG}(\mathcal{F})$ are allowed to permute twins; i.e. two edges that meet at a vertex of degree 2, the group $\text{PMG}(\mathcal{F})$ is much bigger than the group $\text{PMG}(\mathcal{T})$. Nevertheless, the groups $\text{Aut}^\infty(\mathcal{F})$ and $\text{Aut}^\infty(\mathcal{T})$ are isomorphic.

Remark. There is a direct analogue of (37) for a regular tree where each vertex is of degree p , which provides the extension of Neretin's p -adic spheromorphism group by an infinite symmetric group.

5.2.2 Thompson's group and $\text{PMG}(\mathcal{F})$

Now let $|\mathcal{F}, \ell|$ be an object of $\text{IIMG}(\mathcal{F})$. We use the edge labeled $e := (1, +)$ to identify the boundary $\partial|\mathcal{F}, \ell|$ with the circle S_e^1 via continued fractions [24]. We then extend the $\text{IIMG}(\mathcal{F})$ action on fundamental groupoids (which consists of finite paths) to the boundaries (which consists of infinite paths). This defines an epimorphism

$$\partial : \text{IIMG}(\mathcal{F}) \rightarrow \text{PPSL}_2(\mathbb{Z}).$$

Since the relabelings has no effect on the paths whatsoever, the kernel of ∂ consists of the relabeling morphisms $(|\mathcal{F}, \ell|, |\mathcal{F}, \ell'|) \in \text{IIMG}(\mathcal{F})$ (observe that the set of relabeling morphisms does not constitute a subgroup of IIMG).

As for the flips, let $\varphi : |\mathcal{F}, \ell| \rightarrow |\mathcal{F}, \ell'|$ be one. It induces a map

$$\partial\varphi : \partial|\mathcal{F}, \ell| \rightarrow \partial|\mathcal{F}, \ell'|,$$

and since both $\partial|\mathcal{F}, \ell|$ and $\partial|\mathcal{F}, \ell'|$ are identified with S^1 , φ induces a map

$$\partial\varphi : S^1 \rightarrow S^1,$$

which is piece-wise $\text{PSL}_2(\mathbb{Z})$. Restricting ∂ to the subgroup $\text{PMG}(\mathcal{F})$ for some ℓ , we get the following result.

Lemma 5.6. ([12]) *$\text{Aut}^\infty(\mathcal{F})$ is isomorphic to $\text{PPSL}_2(\mathbb{Z})$.*

Proof. Any element of $\text{PSL}_2(\mathbb{Z})$ can be described as a finite composition of flips on \mathcal{F} . First, let's consider a single flip. Let $\phi : E \rightarrow E$ denote the permutation determined by a flip. In Figure 10, we observe that ϕ maps the branches stemming from the edges a, b, c and d on the left isomorphically to the branches stemming from the edges a', b', c' and d' , respectively, on the right. Hence, for this map, we can choose \mathcal{T} in the definition of the related element of $\text{Aut}^\infty(\mathcal{F})$ as the subgraph consisting of the edges a, b, c, d, e and f . For a composition of flips, \mathcal{T} can be chosen

as the smallest subtree containing the inverse images of the subtrees described for a single flip, by the permutations of prior flips.

Any element of $\text{PPSL}_2(\mathbb{Z})$ can be described by a finite sequence of pairs of intervals in S^1 . The map between any such pair is given by a Möbius transformation. For any pair of intervals $I, I' \subset S^1$, we can consider the branches $\mathcal{B}, \mathcal{B}'$ of \mathcal{F} such that $\partial\mathcal{B} = I$ and $\partial\mathcal{B}' = I'$. For such a pair (I, I') there is a unique ribbon graph isomorphism sending \mathcal{B} to \mathcal{B}' . Then, we complete these isomorphisms into a permutation of $E \rightarrow E$ by gluing the ribbon graph isomorphisms. Notice that the complementary tree \mathcal{T} is finite and thus the resulting element is in $\text{Aut}^\infty(\mathcal{F})$. This procedure describes an inverse map to the one in the previous paragraph. \square

Recall that $\text{PPSL}_2(\mathbb{Z})$ is isomorphic to Thompson's group $\text{PPL}_2(\mathbb{Z})$ via the Minkowski question mark function. This was conjectured by Kontsevich and proved by Imbert [13]. In fact the last arrow in (36) depends on our identification of $\partial\mathcal{F}$ with the circle; the continued fraction identification makes appear the group $\text{PPSL}_2(\mathbb{Z})$ and the dyadic identification makes the appear group $\text{PPL}_2(\mathbb{Z})$ as the last term in (36).

6 Bushes

We say that \mathcal{G} is of *finite topology* if $\pi_1(\mathcal{G})$ is finitely generated. An infinite modular graph of finite topology is called a *bush*. The simplest bush is the Farey tree \mathcal{F} , which has a trivial fundamental group. It is easy to see that any bush has a well-defined genus g and number of finite punctures n , which are both finite and flip-invariant.

A *branch* is a cycle-free connected graph, which is modular except that it has a single vertex of degree 1, called its *root*, such that the vertex adjacent to the root is of degree 2.

Unless $\pi_1(\mathcal{G}) \simeq \mathbb{Z}$, every bush \mathcal{G} defines an underlying finite modular graph $u(\mathcal{G})$. The graph $u(\mathcal{G})$ can be obtained by plucking the maximal branches from \mathcal{G} ; removing the vertex that is root of the branch together with the two neighboring half-edges and identifying the two hanging 2-valent vertices, as shown in Figure 16. (If $\pi_1(\mathcal{G}) = \mathbb{Z}$, in which case \mathcal{G} is called a *çark*, $u(\mathcal{G})$ is a 'graph' which consists of just one cycle and no nodes.) Besides n and g , a bush \mathcal{G} has a third characteristic, which is the number of punctures of $u(\mathcal{G})$ containing a branch, denoted b . These latter punctures are called the *boundary cycles* of \mathcal{G} . As it is the case with the punctures, each flip induces a well-defined bijection on sets of boundary cycles.

To each boundary cycle of the bush \mathcal{G} we associate a cyclic vector (x_1, x_2, \dots, x_k) called the *boundary necklace* as follows: Travel along the boundary cycle in the positive sense, starting from an arbitrary edge. Set $x_1 = 1$ if the first degree-3 node

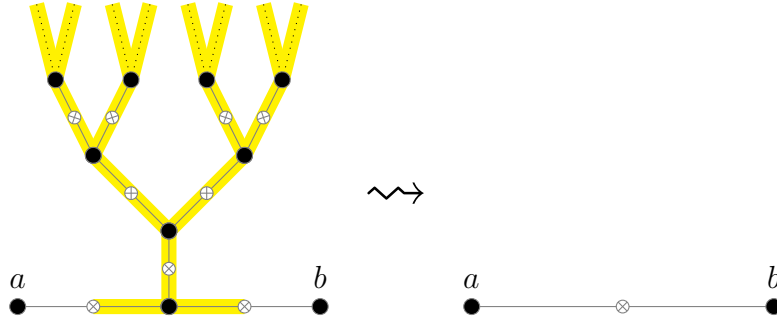


Figure 16: Plucking a maximal branch from a bush to form $u(\mathcal{G})$.

encountered is the root of a branch to the right with respect to the travel direction and $x_1 = 0$ otherwise. Then repeat the procedure. (In case \mathcal{G} is a çark, there are by definition two boundary cycles, with complementary boundary necklaces).

The number b of boundary cycles is invariant under the flips on \mathcal{G} . On the other hand, boundary necklaces themselves are not flip-invariant.

6.1 Çarks

Modular graphs with fundamental groups isomorphic to \mathbb{Z} provides the simplest^d examples of bushes after the Farey tree \mathcal{F} itself. They can be described as follows.

A *hyperbolic* (resp. *parabolic*) çark is a modular graph of the form $\mathcal{C}_M := \langle M \rangle \backslash \mathcal{F}$ where $M \in \text{PSL}_2(\mathbb{Z})$ is hyperbolic (resp. parabolic). Since

$$\pi_1(\langle M \rangle \backslash \mathcal{F}, M) = \langle M \rangle \simeq \mathbb{Z},$$

the çark $\langle W \rangle \backslash \mathcal{F}$ is a graph with only one circuit, which we call its *spine*. By Proposition 5.1 the graphs \mathcal{C}_M and $\mathcal{C}_{XMX^{-1}}$ are isomorphic for every $X \in \text{PSL}_2(\mathbb{Z})$ and from Theorem 5.2 we deduce the following result:

Theorem 6.1. ([15]) *There are one-to-one correspondences between*

- i. hyperbolic (resp. parabolic) çarks and conjugacy classes of subgroups of the modular group generated by a single hyperbolic (resp. parabolic) element, and*
- ii. hyperbolic (resp. parabolic) çarks with a base edge and subgroups of the modular group generated by a single hyperbolic (resp. parabolic) element.*

A çark is said to be *directed* if we choose an orientation for its spine.

^dIf we allow pending edges; then the rooted trees $\mathcal{F}/\langle S \rangle$ and $\mathcal{F}/\langle L \rangle$ are simpler.

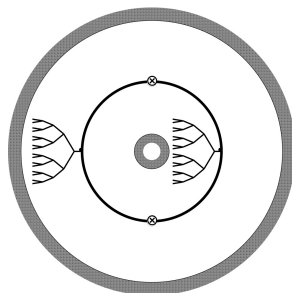


Figure 17: The hyperbolic çark $\mathcal{F}/\langle SL^2SL \rangle$.

Corollary 6.2. *There are one-to-one correspondences between*

- i. hyperbolic (resp. parabolic) elements in the modular group and directed hyperbolic (resp. parabolic) çarks with a base edge, and*
- ii. conjugacy classes of hyperbolic (resp. parabolic) elements in the modular group and directed hyperbolic (resp. parabolic) çarks.*

6.2 Connected components of bushes in **IIMG**

Let \mathcal{G} be a bush of genus g with n punctures, b -many of which contain a branch. In this section we prove that the connected component of \mathcal{G} in **IIMG** is determined by (n, g, b) . For this purpose, we first prove the following lemma.

Lemma 6.3. *Given a finite modular graph and two of its punctures, there exists a finite sequence of flips and relabelings that result in an isomorphic modular graph, transposing the given two punctures and fixing the others.*

Proof. Let \mathcal{H} be a finite modular graph with genus g and with n punctures. In case $n = 1$ there is nothing to prove. For $n = 2$, the surface has a spine as depicted in Figure 18. By Lemma 2.3, we can transform \mathcal{H} to this spine by a sequence of flips. We observe that a rotational symmetry gives an automorphism of the spine interchanging the punctures, thus the related relabeling transposes the punctures. A symmetric picture also exists for the case $(g, n) = (0, 3)$ in the form of a sphere divided into three punctures by three equidistant meridians.

We assume that \mathcal{H} is a finite modular graph such that $n \geq 3$ and $(g, n) \neq (0, 3)$. We choose a puncture of \mathcal{H} , with at least two full-edges. We will show that we can reduce the length of this puncture via flips so that the puncture is eventually comprised of just one edge (By puncture length, we refer to the number of full-edges, i.e. pairs of twin edges, on the puncture).

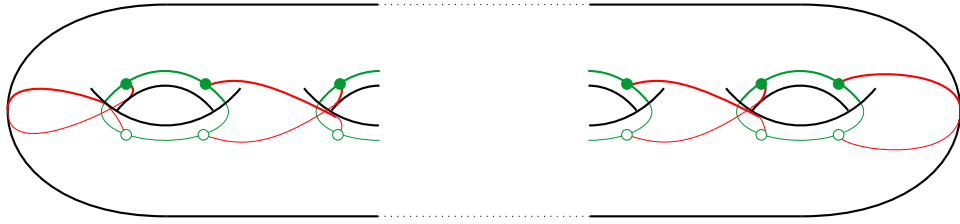


Figure 18: A symmetric spine for surface of genus g with two punctures. Both green and red curves denote full edges.

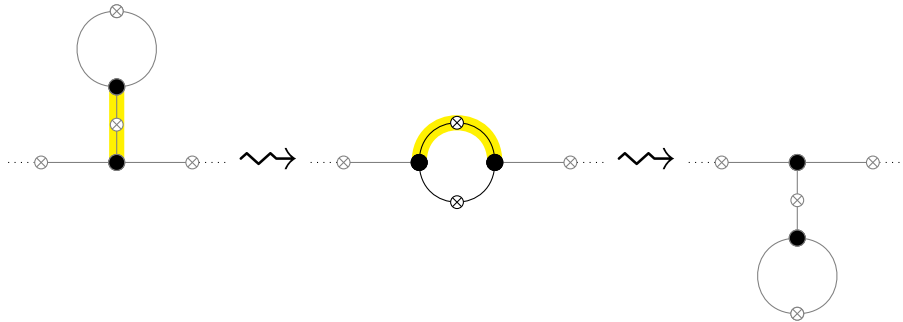


Figure 19: Shortening a puncture after a choice of an edge that forms a loop. At each step, a flip is applied on the highlighted edge. Note that the puncture bounding the region above the line and outside the loop is shortened, and the *lollipop* is moved to the puncture below the horizontal line.

Case I: The puncture contains full-edges whose ends are the same vertex.

In this case, we first choose e as one of these edges. Let's call a subgraph consisting of two edges, one forming a loop and the other attached to the only end of the first one, a *lollipop*. Since the ends of e are the same vertex; e forms a loop, giving rise to a lollipop. Consider the leftmost graph in Figure 19. The puncture of interest here is the region above the horizontal line and outside the loop, where e is the edge forming the loop. The operation depicted in Figure 19 can be viewed as a maneuver that relocates a lollipop within a puncture, sticking to an adjacent neighboring puncture. We observe that applying flips to the highlighted edges, we obtain the rightmost graph in the figure. If the region below the horizontal line is different from the region above the line, then this operation shortens the puncture of interest by 3 edges. In case the punctures are the same, then we first move the lollipop along the puncture using flips as shown in Figure 24 until the neighboring puncture is different. Repeating the procedure, we reach a graph with no full-edge whose ends are the same vertex.

Case II: For all edges of the puncture, the ends are different vertices.

In this case, it is easy to observe that performing a flip on an edge e shortens

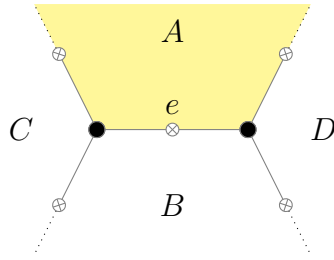


Figure 20: Punctures around an edge. The puncture to be shortened is A , colored in yellow.

both neighboring punctures of e by one, and increases the length of the other two punctures which are adjacent to the end vertices of e by one. In Figure 20, the puncture of interest is A , shortened punctures are A and B , and lengthened punctures are C and D . If the puncture of interest has no edge whose other neighbor is also the same puncture, then performing a flip on that edge would shorten the puncture. If some both neighbors are the puncture of interest for some of the edges, i.e. $B = A$ in the Figure 20, then we choose an edge e such that $B = A$ and at least one of C or D is different from A . Such an edge exist because $n > 1$.

Note that each lollipop itself represents a puncture of length 1, and vice versa. Since we can shorten any puncture of length at least 2, we can turn any puncture into a lollipop by flips.

As we see in Figure 24 we can move a lollipop within a puncture. Considering the ability to relocate the lollipop to an adjacent puncture, as illustrated in Figure 19, we have the freedom to select any lollipop, along with its accompanying half-edges, and position it at the 2-valent vertex of any twin edge, orienting it toward the neighboring puncture of choice.

Given any two punctures A and B of a modular graph \mathcal{H} , by flips we can transform them into lollipops and move them to adjacent edges as they face opposite directions, using the procedures described above. Then, as shown in Figure 21, we can swap them. After this, reversing the flips returns us to the original modular graph \mathcal{H} , only the punctures A and B changing places.

□

Proposition 6.4. *Any two labeled bushes with characteristics (n, g, b) can be connected via a finite sequence of flips or relabelings.*

Proof. Since relabelings are morphisms in **IIMG**, it suffices to show that any two (non-labeled) bushes with the characteristics (n, g, b) are related via flips.

Let \mathcal{G} be a bush.

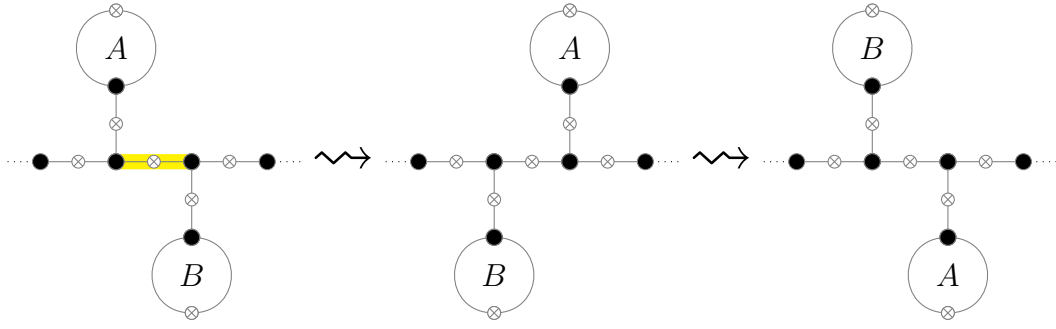


Figure 21: Swapping lollipops. First transformation involves a flip on the highlighted edge. The second step is performing the operation described in Figure 24 for both lollipops.

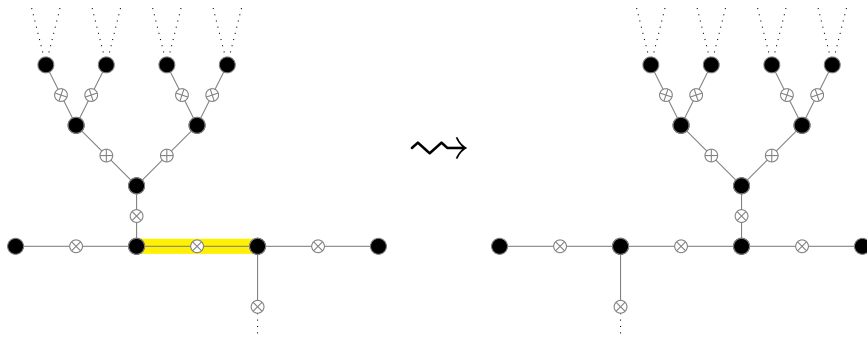


Figure 22: By a flip on the highlighted edge into the graph on the left, the branch rooted at vertex b slides over the vertex c .

- If a puncture of $u(\mathcal{G})$ contains a branch, then that branch can be moved within the puncture by flips, sliding over the neighboring vertices if there is no branch rooted at that vertex pointing into the aforementioned puncture; as shown in Figure 22.
- If two neighboring 3-valent vertices have branches pointing into the puncture, then these branches can be joined to form a single maximal branch by a flip, as shown in Figure 23.

Taking these two operations into account, we see we can modify \mathcal{G} in such a way that any puncture of $u(\mathcal{G})$ containing a branch in \mathcal{G} will have a single maximal branch in it, and this singular branch can be freely relocated within the puncture. Hence, the connected component containing a bush \mathcal{G} in **IMG** is determined by $u(\mathcal{G})$ and marking the punctures of $u(\mathcal{G})$ that include a branch in \mathcal{G} , i.e. by a finite modular graph and a choice of a subset of its punctures. By Lemma 6.3 we know that we can interchange any two punctures in a finite modular graph using flips and relabelings, and therefore we can conclude that two markings of punctures for

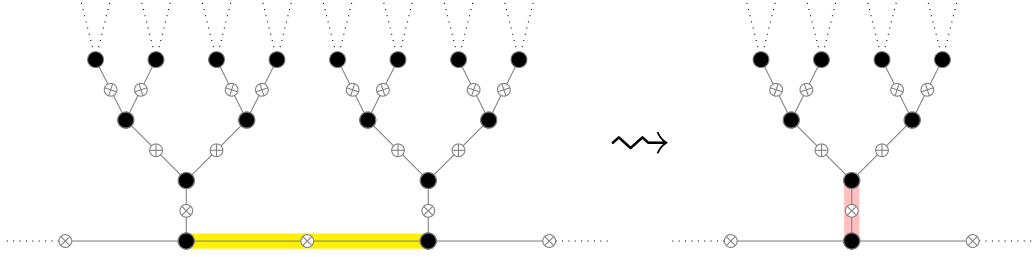


Figure 23: Performing a flip on the highlighted edge in the graph on left results in the graph on right, where the edge on which the flip is applied corresponds to the pink edge and the two edges now forms a single maximal branch.

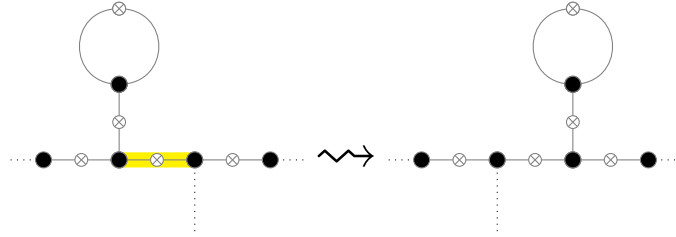


Figure 24: Moving lollipops.

a finite modular graph can be obtained from one another if and only if the number of marked punctures are the same. □

6.3 Near isomorphism groupoids and $\text{PMG}(\mathcal{G})$ of a bush \mathcal{G}

We want to generalize the characterization of $\text{PMG}(\mathcal{F})$ as the group of near automorphisms of \mathcal{F} to arbitrary $\text{PMG}(\mathcal{G})$, especially when \mathcal{G} is a bush. As a first attempt, we introduce the notion of near ribbon-isomorphisms of labeled bushes. Let $\mathcal{G}_1, \mathcal{G}_2$ be two labeled bushes of the same type (n, g, b) . A *near isomorphism* $\mathcal{G}_1 \rightarrow \mathcal{G}_2$ is a triple $(\sigma, \mathcal{S}_1, \mathcal{S}_2)$ where $\mathcal{S}_1 \subset \mathcal{G}_1$ and $\mathcal{S}_2 \subset \mathcal{G}_2$ are finite connected subgraphs containing $u(\mathcal{G}_i)$ and $\sigma : E(\mathcal{G}_1) \rightarrow E(\mathcal{G}_2)$ is a bijection such that the restriction

$$\sigma : \mathcal{G}_1 \setminus \mathcal{S}_1 \rightarrow \mathcal{G}_2 \setminus \mathcal{S}_2$$

is a label-preserving ribbon graph isomorphism which respects boundary cycles (i.e. σ sends the branches in one boundary cycle of \mathcal{G}_1 to branches in the same boundary cycle of \mathcal{G}_2 , respecting their cyclic order on the respective boundary cycles). A *partial isomorphism* $\mathcal{G}_1 \rightarrow \mathcal{G}_2$ is the equivalence class of a near isomorphism, where two near isomorphisms which coincide on a cofinite subgraph are considered equivalent. Note that a rigid graph \mathcal{G} may have lots of near and partial

automorphisms.

We consider the groupoid \mathbf{NMGR}_ℓ whose objects are labeled bushes and morphisms are near ribbon isomorphisms between them, along with relabelings. Since each flip and relabeling induce a near isomorphism, we have morphisms of groupoids

$$\mathbf{IMG}^b \rightarrow \mathbf{NMGR}_\ell \rightarrow \mathbf{PMGR}_\ell$$

where \mathbf{IMG}^b is the (disconnected) component of \mathbf{IMG} which admits bushes as its objects, the groupoid \mathbf{PMGR}_ℓ has the labeled modular graphs as its objects and partial isomorphisms as its morphisms. Set

$$\mathbf{Aut}^{near}(\mathcal{G}) := \text{Isot}(\mathbf{NMGR}_\ell, |\mathcal{G}, \ell|), \quad \mathbf{Aut}^\infty(\mathcal{G}) := \text{Isot}(\mathbf{PMGR}_\ell, |\mathcal{G}, \ell|)$$

for some labeling ℓ . The latter is called the *group of partial automorphisms of \mathcal{G}* . Since by definition $\mathbf{PMG}(\mathcal{G}) := \text{Isot}(\mathbf{IMG}, |\mathcal{G}, \ell|)$ for any labeled modular graph \mathcal{G} , one has for each labeled \mathcal{G} the induced sequence of isotropy groups of connected components

$$\mathbf{PMG}(\mathcal{G}) \rightarrow \mathbf{Aut}^{near}(\mathcal{G}) \rightarrow \mathbf{Aut}^\infty(\mathcal{G}).$$

When $\mathcal{G} = \mathcal{F}$, the first homomorphism above is an isomorphism (cf. Eq. 36). In fact, we have an isomorphism of connected components

$$\mathbf{IMG}(\mathcal{F}) \rightarrow \mathbf{NMGR}_\ell(\mathcal{F}) \rightarrow \mathbf{PMGR}_\ell(\mathcal{F}). \quad (38)$$

However, when $\mathcal{G} \neq \mathcal{F}$, the first homomorphism in (38) is not an isomorphism and we don't expect an exact sequence similar to (36). Recovering (36) requires the notion of groupoids of near and partial isomorphisms of fundamental groupoids of bushes, which we intend to discuss elsewhere. As for the group of partial automorphisms of a bush \mathcal{G} with characteristics (n, g, b) , we conjecture that $\mathbf{Aut}^\infty(\mathcal{G}) \simeq \mathbb{T}^b$ and there is a surjection $\mathbf{Mod}(\mathcal{G}) \rightarrow \mathbb{T}^b$, where \mathbb{T} is Thompson's group.

7 Outer Modular Groupoids

Recall that a modular graph is a graph with a cyclic ordering of edges emanating from each one of its vertices. A *shuffle* of a modular graph \mathcal{G} is the operation of reversing this orientation at a given vertex, as in Figure 25.

A shuffle of a labeled modular graph is defined likewise. Since shuffles do not modify the topological graph underlying the modular graph, they act trivially on fundamental groupoids. However, they do change the genus and the number of punctures of \mathcal{G} . By applying flips and shuffles to \mathcal{G} , we can obtain every trivalent ribbon graph whose fundamental group is isomorphic to $\pi_1(\mathcal{G})$, provided that $\pi_1(\mathcal{G})$ is finitely generated. Hence we may define the following (disconnected) groupoid:

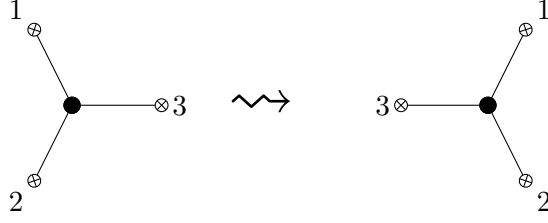


Figure 25: A shuffle.

Definition 7.1. The *outer modular groupoid* is the groupoid $\Omega\mathbf{MG}$ whose object set is MGR_ℓ . Morphisms of $\Omega\mathbf{MG}$ are defined as

$$\text{Mor}_{\Omega\mathbf{MG}}(|\mathcal{G}_1^*, \ell_1|, |\mathcal{G}_2^*, \ell_2|) := \left\{ \begin{array}{l} \text{isomorphisms } \tilde{\Pi}_1^{\mathcal{G}_1} \rightarrow \tilde{\Pi}_1^{\mathcal{G}_2} \text{ induced by} \\ \text{finite sequences of flips, shuffles \& } \\ \text{permutations of labels} \end{array} \right\} \quad (39)$$

Obviously, the groupoids \mathbf{IMG} and $\Omega\mathbf{MG}$ share the same set of objects. The natural map $\mathbf{IMG} \rightarrow \Omega\mathbf{MG}$ is an inclusion, since the morphisms of both groupoids are $\tilde{\Pi}_1^{\mathcal{G}}$ -isomorphisms. In other words, $\mathbf{IMG} < \Omega\mathbf{MG}$. Several connected components of \mathbf{IMG} becomes fused into one connected component inside $\Omega\mathbf{MG}$.

Example 7.2. Let's consider the *theta graph*, leftmost graph in Figure 26. Applying shuffles on first vertex x and then on vertex y , we obtain an isomorphic graph. If we identify the resulting graph with the original one so that this isomorphism fixes the edge a , then we obtain the automorphism of the theta graph that transposes the edges b and c .

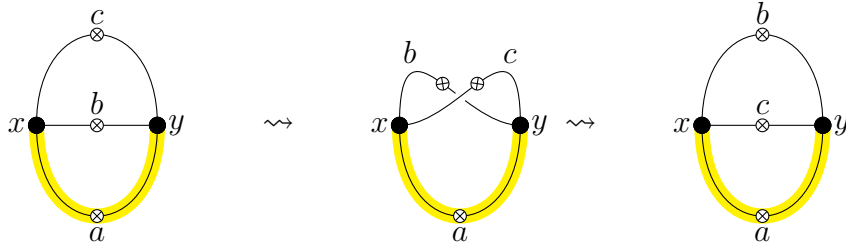


Figure 26: Two shuffles applied to the theta graph; first to the vertex x , then to the vertex y .

By $\Omega\mathbf{MG}(\mathcal{G})$, we denote the connected component of $\Omega\mathbf{MG}$ containing a labeled graph $|\mathcal{G}, \ell|$ and by $\mathbf{OMG}(\mathcal{G})$ we denote its isotropy group. Hence, $\mathbf{PMG}(\mathcal{G}) < \mathbf{OMG}(\mathcal{G})$ for any \mathcal{G} .

In the particular case $\mathcal{G} = \mathcal{F}$, the group $\text{OMG}(\mathcal{F})$ consists of near automorphisms of \mathcal{F} generated by ribbon graph near-automorphisms and shuffles. One has

$$\text{PMG}(\mathcal{F}) < \text{OMG}(\mathcal{F}) < \text{PMG}(\mathcal{F}^c),$$

where $\text{Mod}(\mathcal{F}^c)$ is the group of near automorphisms of \mathcal{F} as a combinatorial graph (cf. pg. 31). One has the exact sequence

$$1 \rightarrow \text{Sym}^\pm(\text{PSL}_2(\mathbb{Z})) \rightarrow \text{Out}(\mathcal{F}) \xrightarrow{\gamma} \text{Aut}_s^\infty(\mathcal{F}) \rightarrow 1, \quad (40)$$

where $\text{Aut}_s^\infty(\mathcal{F})$ is the group of partial automorphisms of \mathcal{F} generated by ribbon graph near-automorphisms and shuffles.

Theorem 7.3. *$\text{Aut}_s^\infty(\mathcal{F})$ is isomorphic to Thompson's group \mathbb{V} .*

Observe that $\mathbb{T} \simeq \text{Aut}^\infty(\mathcal{F}) < \text{Aut}_s^\infty(\mathcal{F}) < \text{Aut}^\infty(\mathcal{F}^c)$, where the latter is Neretin's spheromorphism group.

Proof. As in the case of $\text{PMG}(\mathcal{F})$, it is easy to see that all representatives of an element of a near automorphism in $\text{OMG}(\mathcal{F})$ induce the same map (ignoring the discontinuity points which are finite in number) on the boundary, where to be definite we use the dyadic model for the boundary. These maps send the intervals of some finite dyadic subdivision linearly onto the intervals of another, except that via shuffles the order of the intervals may be arbitrarily permuted. But this is exactly the description of elements of Thompson's group \mathbb{V} (see [2]). \square

In case \mathcal{G} is finite, the connected component $\Omega\text{MG}(\mathcal{G})$ is same for every $\mathcal{G} = \mathcal{G}_n^g$ with $r = 2g + n - 1$ which we denote as $\Omega\text{MG}(r)$. Hence, $\Omega\text{MG}(r)$ contains every $\text{IIMG}(\mathcal{G}_n^g)$ with $r = 2g + n - 1$. Recall that $\pi_1(\mathcal{G}_n^g)$ is isomorphic to F_r , the free group of rank r , and

$$r = 2g + n - 1 \implies \text{Out}^\circ(\pi_1(\mathcal{G})) \simeq \text{Mod}(\mathcal{G}) < \text{Isot}(\Omega\text{MG}, |\mathcal{G}, \ell|). \quad (41)$$

In general, we have the diagram

$$\begin{array}{ccc} \text{PMG}(\mathcal{G}) & \longrightarrow & \text{IIMG}(\mathcal{G}) \\ \downarrow & & \downarrow \\ \text{OMG}(\mathcal{G}) & \longrightarrow & \Omega\text{MG}(\mathcal{G}) \end{array}$$

Recall that there is a surjection $\text{PMG}(\mathcal{G}) \twoheadrightarrow \text{Mod}(\mathcal{G})$. In a similar vein, we have the following theorem:

Theorem 7.4. *If $\mathcal{G} := \mathcal{G}_n^g$ is finite, then the isotropy group $\text{OMG}(\mathcal{G})$ surjects onto $\text{Out}(\pi_1(\mathcal{G}))$; i.e. $\text{OMG}(\mathcal{G}) \twoheadrightarrow \text{Out}(F_r)$, where $r = 2g + n - 1$.*

It is of interest to know if there is an exact sequence,

$$1 \rightarrow \text{Sym}^\pm(E(\mathcal{G})) \rightarrow \text{OMG}(\mathcal{G}) \rightarrow \text{Out}(\pi_1(\mathcal{G})) \rightarrow 1$$

or if the kernel is actually larger than just $\text{Sym}^\pm(E(\mathcal{G}))$.

We will use the following lemma in the proof of the theorem.

Lemma 7.5. *Given a finite modular graph \mathcal{G} of genus g with n punctures, there exists a modular graph \mathcal{H} such that*

- \mathcal{H} is in the same connected component with \mathcal{G} on ΩMG , i.e. there is a morphism $\mathcal{G} \rightarrow \mathcal{H}$ in ΩMG .
- \mathcal{H} contains a tree whose complement consists of $2g + n - 1$ loops.

Proof. The top graph in Figure 27 has genus g and n punctures. By Whitehead's Lemma (Lemma 2.3), we can obtain this graph from \mathcal{G} by a sequence of flips. Then, applying shuffles at vertices x_1, \dots, x_g , we obtain the planar graph that is the bottom graph in Figure 27, with $2g + n$ punctures. Then, again by Whitehead's Lemma, applying flips to this planar ribbon graph we can produce a ribbon graph \mathcal{H} which contains a tree whose complement consists of $2g + n - 1$ loops. (see Figure 28).

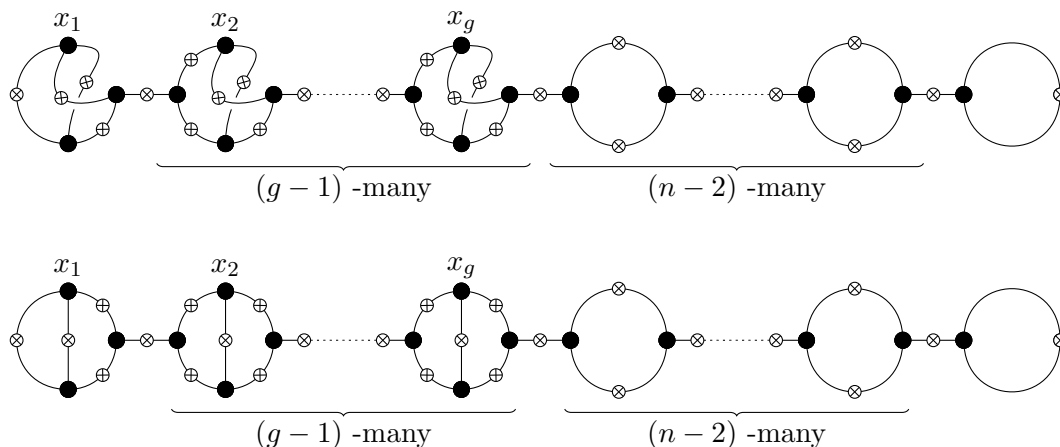


Figure 27: Above: a modular graph with genus g and n punctures. Below: its 'planarization'.

□

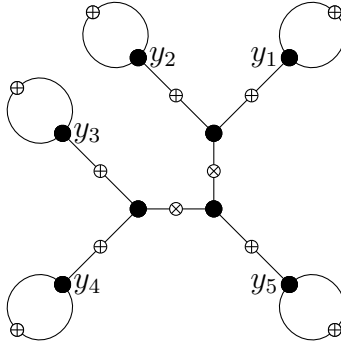


Figure 28: The graph \mathcal{H} .

Proof of Theorem 7.4. Let $F_r = \langle \alpha_1, \dots, \alpha_r \rangle$. Recall that $\text{Out}(F_r)$ is generated by isomorphisms of the following 3 types ([18], Theorem 3.2, see also [8], Theorem 5.2).

Type I: inversions $\alpha_i \mapsto \alpha_i^{-1}$ for $i = 1, \dots, r$,

Type II: permutations of generators $\alpha_i \leftrightarrow \alpha_j$ for $i, j = 1, \dots, r$,

Type III: the maps $\alpha_i \mapsto \alpha_i \alpha_j$ for $i, j = 1, \dots, r, i \neq j$.

For \mathcal{G} , let \mathcal{H} be a modular graph with properties described in Lemma 7.5. Observe that $\pi_1(\mathcal{H}) \cong F_r$ for $r = 2g + n - 1$.

We pick an edge e of \mathcal{H} which is not adjacent to a loop as the base edge. The loops in \mathcal{H} are cyclically ordered such that two consecutive loops are joined by a sequence of left-turning edges. We number the loops by $1, \dots, r$ consistent with this order. We denote the 3-valent vertex on the i 'th loop by y_i . For each $i \in \{1, \dots, r\}$, let α_i denote the path going from e to y_i on \mathcal{H} , then traversing the i 'th loop counter-clockwise and lastly returning to e again on \mathcal{H} . Note that the fundamental group $\pi_1(\mathcal{H})$ is freely generated by $\alpha_1, \dots, \alpha_r$.

Shuffles at the vertices y_i reverse the orientations of the corresponding loops sending α_i to α_i^{-1} and therefore yield automorphisms of Type I.

Now let's handle the automorphisms of Type II. We choose two consecutive loops of \mathcal{H} with respect to the cyclic order. Applying flips to edges between these loops other than the ones directly connected to them, we obtain a local picture as in Figure 29. A shuffle at the common root vertex x of the *neighboring lollipops* transposes the loops. Undoing the flips we applied to shorten the distance between the loops, we return to the graph \mathcal{H} ; with the sole difference that the consecutive loops are transposed, and so are the corresponding generators of the fundamental

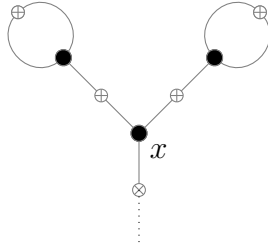


Figure 29: Neighboring lollipops.

group. Since the permutation group is generated by transpositions $(\alpha_i \alpha_{i+1})$, we can obtain any automorphism of Type II.

In order to obtain automorphism of Type III, we first choose $i \in \{1, \dots, r\}$ and apply flips as above so that the $i - 1$ 'st and i 'th lollipops become neighbors. Then we implement the following procedure depicted in Figure 30. In graphs (I) and (II), we apply flips to the edges highlighted by yellow. Then we apply shuffles at the vertices highlighted by pink in graph (III), similar to shuffles in Figure 26. Then, again applying flips to edges highlighted by yellow in graphs (IV) and (V), we return to graph (VI) which is isomorphic to graph (I). Lastly, by a relabeling we return to the original graph (I).

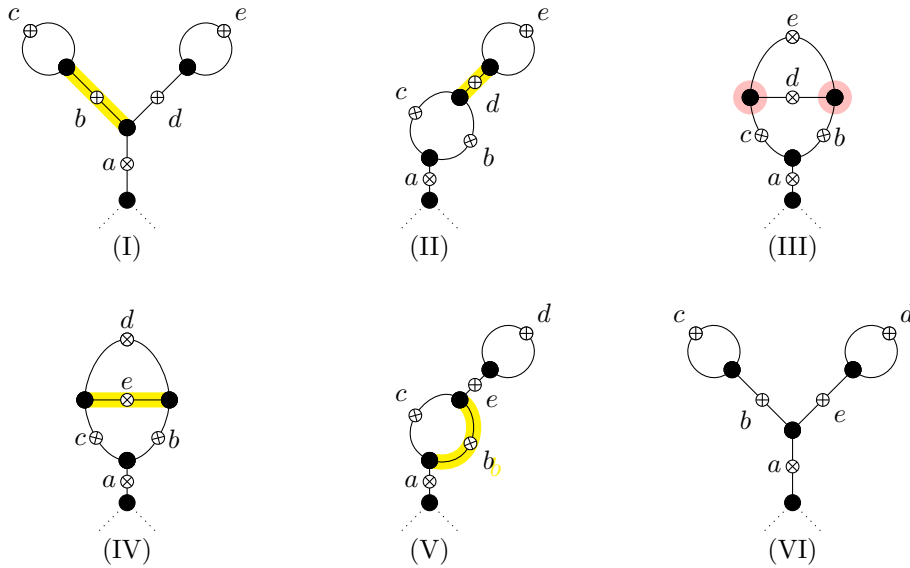


Figure 30: Morphisms in **OMG** on neighboring lollipops. Yellow highlight indicate flips and pink highlights indicate shuffles.

The letters a, b, c, d and e in the graph diagrams denote labels of the full edges.

We assume counterclockwise order for the half edges on the loops, and we indicate the clockwise order by the inverse notation, as in a^{-1} . The fundamental group generators related to the $i - 1$ 'st and i 'th loops can be described by the full-edge sequences $adeda$ and $abcba$, respectively, in graph (I). In the fundamental group of graph (II), they are mapped to paths $abdedba$ and $acba$, respectively. The paths they are mapped in each graph are described in the following table:

	(I)	(II)	(III)	(IV)	(V)	(VI)
$i - 1$	$adeda$	$abdedba$	$abedba$	$abedba$	$abed^{-1}eba$	$aed^{-1}ea$
i	$abcba$	$acba$	$acdba$	$acdba$	$acedeba$	$abcbedea$

Reversing the initial procedure to obtain the neighboring lollipops, we end up with an isomorphism on the fundamental group mapping α_{i-1} to α_{i-1}^{-1} and α_i to $\alpha_i\alpha_{i-1}$. Composing this morphism with a morphism of Type I gives us an isomorphism of fundamental groups fixing every generator other than α_i , which is mapped to $\alpha_i\alpha_{i-1}$. Conjugate of this morphism with a morphism of Type II transposing α_{i-1} and an α_j for any choice of j produces the desired morphism of Type III. □

8 **IIMG**-representation on punctures

Recall that flips and relabelings maps punctures to punctures. Consider the map ψ sending each element of MGR_ℓ to its set of punctures and each morphism of **IIMG** to the bijection it induces between the sets of punctures. We have an exact sequence of groupoids

$$1 \rightarrow \mathbf{PUR} \rightarrow \mathbf{IIMG} \xrightarrow{\psi} \mathbf{PUN} \quad (42)$$

where **PUN** is the groupoid whose object set is MGR_ℓ and morphisms are bijections among their puncture sets. **PUR** is the kernel of ψ : it is the totally disconnected groupoid whose object set is MGR_ℓ and whose set of morphisms is a subset of the flip-induced fundamental groupoid automorphisms that keep each puncture fixed. (Since flips and relabelings preserve the set of finite (resp. infinite) punctures; one may also consider the version ψ_{finite} (resp. ψ_∞) of ψ sending the morphisms of **IIMG** to bijections among finite (resp. infinite) punctures.)

If \mathcal{G} is finite, then the isotropy group of $\mathbf{PUR}(\mathcal{G})$ surjects onto the pure mapping class group. The case of infinite \mathcal{G} is most interesting when \mathcal{G} has no finite punctures. For instance, one has

$$1 \rightarrow \mathbf{PUR}(|\mathcal{F}, \ell|) \rightarrow \mathbf{PMG}(|\mathcal{F}, \ell|) \rightarrow \mathbf{PUN}(|\mathcal{F}, \ell|) \quad (43)$$

for every labeling ℓ . Since we may identify (via the continued fraction map) the set of punctures of \mathcal{F} by $\overline{\mathbb{Q}} := \mathbb{Q} \cup \{\infty\}$, the groupoid $\mathbf{PUN}(|\mathcal{F}, \ell|)$ is a subgroupoid of $\mathbf{Sym}(\overline{\mathbb{Q}})$. These permutations are exactly those which admits an extension to the circle as elements of $\mathbf{PPSL}_2(\mathbb{Z})$, i.e.

$$\mathbf{PUN}(|\mathcal{F}, \ell|) \simeq \mathbf{Aut}^\infty(\mathcal{F}) \simeq \mathbf{PPSL}_2(\mathbb{Z}) \simeq \mathbb{T}.$$

Comparing (43) with (36) shows that $\mathbf{PUR}(|\mathcal{F}, \ell|)$ is the group $\mathbf{Sym}^\pm(\mathbf{PSL}_2(\mathbb{Z}))$.

For other infinite elements of \mathbf{MGR}_ℓ without finite punctures (e.g. hyperbolic çarks), we suspect that the group $\mathbf{Sym}^\pm(|\mathcal{G}, \ell|)$ of finite edge permutations is normal in $\mathbf{PUR}(|\mathcal{G}, \ell|)$; the quotient being related to the mapping class group of the compact surface S obtained from an ambient surface of \mathcal{G} by filling in the boundary components by discs.

Acknowledgements

This research has been funded by the grants GSÜBAP FIR-2022-1089, TÜBİTAK BOSPHORUS 221N171, TÜBİTAK 115F412, and TÜBİTAK 119F405. Ö. Ülkem was supported by TÜBİTAK project no. 119F405. We are indebted to Athanase Papadopoulos, Louis Funar and to Vlad Sergiescu for their comments on the work.

References

- [1] Basarab, S. A. *On a problem raised by Alperin and Bass. I: Group actions on groupoids.* Journal of Pure and Applied Algebra Volume 73, Issue 1, 1991, 1-12.
- [2] J. M. Belk. *Thompson's Group F* Ph.D. Thesis, Cornell University August 2004.
- [3] Adámek J., Herrlich H. and Strecker G.E.. Abstract and concrete categories. The joy of cats. New York etc.: John Wiley &— Sons, Inc., 1990.
- [4] Brown. R. *Topology and Groupoids.* Taschenbuch 2006.
- [5] J. W. Cannon, W. J. Floyd, and W. R. Parry. *Introductory notes on Richard Thompson's groups.* Enseignement Mathématique 42 (1996): 215-256.
- [6] Y. Cornulier. *Near actions.* arXiv preprint [arXiv:1901.05065](https://arxiv.org/abs/1901.05065). 2019 Jan 14.
- [7] M. Culler and K. Vogtmann. *Moduli of graphs and automorphisms of free groups,* Invent. Math. 84 (1986), no. 1, 91–119.
- [8] D. I. Fuchs-Rabinovich. *On automorphism groups of free products. II,* Mat. Sb. 9(51) (1941), 183–220.

- [9] L. Funar. *Ptolemy groupoids actions on Teichmüller spaces*. In Modern Trends in Geometry and Topology, pages 185–201, Coventry, 2006. Cluj Univ. Press.
- [10] R. W. Gosper. *Continued fraction arithmetic*. HAKMEM Item 101B, MIT Artificial Intelligence Memo, (1972), 239.
- [11] A. Hatcher. *On triangulations of surfaces*. Topology Appl. 40 (1991), 189-194.
- [12] Kapoudjian C, Sergiescu V. *An extension of the Burau representation to a mapping class group associated to Thompson’s group T* , Geometry and dynamics, 141–164. Contemp. Math.;389.
- [13] M. Imbert. *Sur l’isomorphisme du groupe de Richard Thompson avec le groupe de Ptolémée*. In Geometric Galois Actions 2, LMS Lecture Note **243** 313–324. Cambridge 1997.
- [14] R. S. Kulkarni. *An arithmetic-geometric method in the study of the subgroups of the modular group*. American Journal of mathematics, 113(6), 1053-1133. 1991
- [15] Durmuş, M. (2012). Farey graph and binary quadratic forms (Master’s thesis, Istanbul Technical University, Turkey).
- [16] Millington, M. H. *Subgroups of the classical modular group*. Journal of the London Mathematical Society 2.1 (1969): 351-357.
- [17] L. Mosher. *Mapping class groups are automatic*. Ann. of Math. 142 (1995), 303–384.
- [18] W. Magnus, A. Karass, A. and D. Solitar, *Combinatorial Group Theory*. Wiley, New York, 1966.
- [19] Neretin YA. *On combinatorial analogs of the group of diffeomorphisms of the circle*. Izvestiya: Mathematics. 1993 Apr 30;41(2):337.
- [20] Northshield, S. *Geodesics and Bounded Harmonic Functions on Infinite Planar Graphs*, Proc. Am. Math. Soc., 113, 1, 1991, pp. 229–33. doi:10.2307/2048463
- [21] R. C. Penner. *Universal constructions in Teichmüller theory*. Adv. Math., 98 (2): 143–215, 1993.
- [22] R. C. Penner. *The universal Ptolemy group and its completions*. In Geometric Galois actions 2, LMS Lecture Note Ser. **243** 313–324. Cambridge 1997.
- [23] R. C. Penner. *Decorated Teichmüller theory*. EMS Publications, 2012.
- [24] A. M. Uludağ *The modular group and its actions*, Handbook of group actions. Vol. II, Adv. Lect. Math. (ALM), 32,
- [25] A. M. Uludağ and A. Zeytin. *A panorama of the fundamental group of the modular orbifold*. Handbook of Teichmüller theory. Volume VI. EMS, 2016.

- [26] A. M. Uludağ, A. Zeytin, and M. Durmuş. *Binary quadratic forms as dessins*. J. Théor. Nombres Bordeaux (2018).
- [27] K. Vogtmann *Automorphisms of free groups and outer space*. Geometriae Dedicata. 2002 Oct;94:1-31.