
Understanding and Improving Interpolation in Autoencoders via an Adversarial Regularizer

David Berthelot*
Google Brain
dberth@google.com

Colin Raffel*
Google Brain
craffel@gmail.com

Aurko Roy
Google Brain
aurkor@google.com

Ian Goodfellow
Google Brain
goodfellow@google.com

Abstract

Autoencoders provide a powerful framework for learning compressed representations by encoding all of the information needed to reconstruct a data point in a latent code. In some cases, autoencoders can “interpolate”: By decoding the convex combination of the latent codes for two datapoints, the autoencoder can produce an output which semantically mixes characteristics from the datapoints. In this paper, we propose a regularization procedure which encourages interpolated outputs to appear more realistic by fooling a critic network which has been trained to recover the mixing coefficient from interpolated data. We then develop a simple benchmark task where we can quantitatively measure the extent to which various autoencoders can interpolate and show that our regularizer dramatically improves interpolation in this setting. We also demonstrate empirically that our regularizer produces latent codes which are more effective on downstream tasks, suggesting a possible link between interpolation abilities and learning useful representations.

1 Introduction

One goal of unsupervised learning is to uncover the underlying structure of a dataset without using explicit labels. A common architecture used for this purpose is the *autoencoder*, which learns to map datapoints to a latent code from which the data can be recovered with minimal information loss. Typically, the latent code is lower dimensional than the data, which indicates that autoencoders can perform some form of dimensionality reduction. For certain architectures, the latent codes have been shown to disentangle important factors of variation in the dataset which makes such models useful for representation learning [7, 15]. In the past, they were also used for pre-training other networks by being trained on unlabeled data and then being stacked to initialize a deep network [1, 41]. More recently, it was shown that imposing a prior on the latent space allows autoencoders to be used for probabilistic or generative modeling [18, 25, 31].

In some cases, autoencoders have shown the ability to *interpolate*. Specifically, by mixing codes in latent space and decoding the result, the autoencoder can produce a semantically meaningful combination of the corresponding datapoints. This behavior can be useful in its own right e.g. for creative applications [6]. However, we also argue that it demonstrates an ability to “generalize” in a loose sense – it implies that the autoencoder has not simply memorized how to reconstruct a small collection of datapoints. From another point of view, it also indicates that the autoencoder has uncovered some structure about the data and has captured it in its latent space. These characteristics

*Equal contribution.

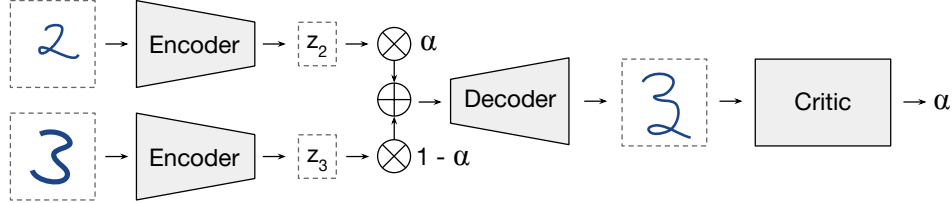


Figure 1: Adversarially Constrained Autoencoder Interpolation (ACAI). A critic network tries to predict the interpolation coefficient α corresponding to an interpolated datapoint. The autoencoder is trained to fool the critic into outputting $\alpha = 0$.

have led interpolations to be a commonly reported experimental result in studies about autoencoders [5, 11, 14, 26, 27, 32] and latent-variable generative models in general [10, 30, 38]. The connection between interpolation and a “flat” data manifold has also been explored in the context of unsupervised representation learning [3] and regularization [40].

Despite its broad use, interpolation is a somewhat ill-defined concept because it relies on the notion of a “semantically meaningful combination”. Further, it is not obvious a priori why autoencoders should exhibit the ability to interpolate – none of the objectives or structures used for autoencoders explicitly enforce it. In this paper, we seek to formalize and improve interpolation in autoencoders with the following contributions:

- We propose an adversarial regularization strategy which explicitly encourages high-quality interpolations in autoencoders (section 2).
- We develop a simple benchmark where interpolation is well-defined and quantifiable (section 3.1).
- We quantitatively evaluate the ability of common autoencoder models to achieve effective interpolation and show that our proposed regularizer exhibits superior interpolation behavior (section 3.2).
- We show that our regularizer benefits representation learning for downstream tasks (section 4).

2 An Adversarial Regularizer for Improving Interpolations

Autoencoders, also called auto-associators [4], consist of the following structure: First, an input $x \in \mathbb{R}^{d_x}$ is passed through an “encoder” $z = f_\theta(x)$ parametrized by θ to obtain a latent code $z \in \mathbb{R}^{d_z}$. The latent code is then passed through a “decoder” $\hat{x} = g_\phi(z)$ parametrized by ϕ to produce an approximate reconstruction $\hat{x} \in \mathbb{R}^{d_x}$ of the input x . We consider the case where f_θ and g_ϕ are implemented as multi-layer neural networks. The encoder and decoder are trained simultaneously (i.e. with respect to θ and ϕ) to minimize some notion of distance between the input x and the output \hat{x} , for example the squared L_2 distance $\|x - \hat{x}\|^2$.

Interpolating using an autoencoder describes the process of using the decoder g_ϕ to decode a mixture of two latent codes. Typically, the latent codes are combined via a convex combination, so that interpolation amounts to computing $\hat{x}_\alpha = g_\phi(\alpha z_1 + (1-\alpha)z_2)$ for some $\alpha \in [0, 1]$ where $z_1 = f_\theta(x_1)$ and $z_2 = f_\theta(x_2)$ are the latent codes corresponding to data points x_1 and x_2 . Ideally, adjusting α from 0 to 1 will produce a sequence of realistic datapoints where each subsequent \hat{x}_α is progressively less semantically similar to x_1 and more semantically similar to x_2 . The notion of “semantic similarity” is problem-dependent and ill-defined; we discuss this further in section 3.

2.1 Adversarially Constrained Autoencoder Interpolation (ACAI)

As mentioned above, a high-quality interpolation should have two characteristics: First, that intermediate points along the interpolation are indistinguishable from real data; and second, that the intermediate points provide a semantically smooth morphing between the endpoints. The latter characteristic is hard to enforce because it requires defining a notion of semantic similarity for a given dataset, which is often hard to explicitly codify. So instead, we propose a regularizer which encourages interpolated datapoints to appear realistic, or more specifically, to appear indistinguishable from reconstructions of real datapoints. We find empirically that this constraint results in realistic

and smooth interpolations in practice (section 3.1) in addition to providing improved performance on downstream tasks (section 4).

To enforce this constraint we introduce a critic network, as is done in Generative Adversarial Networks (GANs) [12]. The critic is fed interpolations of existing datapoints (i.e. \hat{x}_α as defined above). Its goal is to predict α from \hat{x}_α , i.e. to predict the mixing coefficient used to generate its input. In order to resolve the ambiguity between predicting α and $1 - \alpha$, we constrain α to the range $[0, 0.5]$ when feeding \hat{x}_α to the critic. In contrast, the autoencoder is trained to fool the critic to think that α is always zero. This is achieved by adding an additional term to the autoencoder’s loss to optimize its parameters to fool the critic.

Formally, let $d_\omega(x)$ be the critic network, which for a given input produces a scalar value. The critic is trained to minimize

$$\mathcal{L}_d = \|d_\omega(\hat{x}_\alpha) - \alpha\|^2 + \|d_\omega(\gamma x + (1 - \gamma)g_\phi(f_\theta(x)))\|^2 \quad (1)$$

where, as above, $\hat{x}_\alpha = g_\phi(\alpha f_\theta(x_1) + (1 - \alpha)f_\theta(x_2))$ and γ is a scalar hyperparameter. The first term trains the critic to recover α from \hat{x}_α . The second term serves as a regularizer with two functions: First, it enforces that the critic consistently outputs 0 for non-interpolated inputs; and second, by interpolating between x and $g_\phi(f_\theta(x))$ in data space it ensures the critic is exposed to realistic data even when the autoencoder’s reconstructions are poor. We found the second term was not crucial for our approach, but helped stabilize the adversarial learning process. The autoencoder’s loss function is modified by adding a regularization term:

$$\mathcal{L}_{f,g} = \|x - g_\phi(f_\theta(x))\|^2 + \lambda \|d_\omega(\hat{x}_\alpha)\|^2 \quad (2)$$

where λ is a scalar hyperparameter which controls the weight of the regularization term. Note that the regularization term is effectively trying to make the critic output 0 regardless of the value of α , thereby “fooling” the critic into thinking that an interpolated input is non-interpolated (i.e., having $\alpha = 0$). As is standard in the GAN framework, the parameters θ and ϕ are optimized with respect to $\mathcal{L}_{f,g}$ (which gives the autoencoder access to the critic’s gradients) and ω is optimized with respect to \mathcal{L}_d . We refer to the use of this regularizer as **Adversarially Constrained Autoencoder Interpolation** (ACAI). A diagram of the ACAI is shown in fig. 1. Assuming an effective critic, the autoencoder successfully “wins” this adversarial game by producing interpolated points which are indistinguishable from reconstructed data. We find in practice that encouraging this behavior also produces semantically smooth interpolations and improved representation learning performance, which we demonstrate in the following sections.

3 Autoencoders, and How They Interpolate

How can we measure whether an autoencoder interpolates effectively and whether our proposed regularization strategy achieves its stated goal? As mentioned in section 2, defining interpolation relies on the notion of “semantic similarity” which is a vague and problem-dependent concept. For example, a definition of interpolation along the lines of “ $\alpha z_1 + (1 - \alpha)z_2$ should map to $\alpha x_1 + (1 - \alpha)x_2$ ” is overly simplistic because interpolating in “data space” often does not result in realistic datapoints – in images, this corresponds to simply fading between the pixel values of the two images. Instead, we might hope that our autoencoder smoothly morphs between salient characteristics of x_1 and x_2 . Put another way, we might hope that decoded points along the interpolation smoothly traverse the underlying manifold of the data instead of simply interpolating in data space. However, we rarely have access to the underlying data manifold. To make this problem more concrete, we introduce a simple benchmark task where the data manifold is simple and known a priori which makes it possible to quantify interpolation quality. We then evaluate the ability of various common autoencoders to interpolate on our benchmark. Finally, we test ACAI on our benchmark and show that it exhibits dramatically improved performance and qualitatively superior interpolations.

3.1 Autoencoding Lines

Given that the concept of interpolation is difficult to pin down, our goal is to define a task where a “correct” interpolation between two datapoints is unambiguous and well-defined. This will allow us to quantitatively evaluate the extent to which different autoencoders can successfully interpolate. Towards this goal, we propose the task of autoencoding 32×32 black-and-white images of lines.




Figure 2: Examples of data and interpolations from our synthetic lines dataset. (a) 16 random samples from the dataset. (b) A perfect interpolation from $\Lambda = 11\pi/14$ to 0. (c) Interpolating in data space rather than “semantic” or latent space. Clearly, interpolating in this way produces points not on the data manifold. (d) An interpolation which abruptly changes from one image to the other, rather than smoothly changing. (e) A smooth interpolation which takes a longer path from the start to end point than necessary. (f) An interpolation which takes the correct path but where intermediate points are not realistic.

We consider 16-pixel-long lines beginning from the center of the image and extending outward at an angle $\Lambda \in [0, 2\pi]$ (or put another way, lines are radii of the circle circumscribed within the image borders). An example of 16 such images is shown in fig. 2a.

In this task, the data manifold can be defined entirely by a single variable: Λ . We can therefore define a valid interpolation from x_1 to x_2 as one which smoothly and linearly adjusts Λ from the angle of the line in x_1 to the angle in x_2 . We further require that the interpolation traverses the shortest path possible along the data manifold. An exemplary “best-case” interpolation is shown in fig. 2b. We also provide some concrete examples of bad interpolations, shown and described in figs. 2c to 2f.

On any dataset, our desiderata for a successful interpolation are that intermediate points look realistic and provide a semantically meaningful morphing between its endpoints. On this synthetic lines dataset, we can formalize these notions as specific evaluation metrics, which we describe in detail in appendix A. To summarize, we propose two metrics: Mean Distance and Smoothness. Mean Distance measures the average distance between interpolated points and “real” datapoints. Smoothness measures whether the angles of the interpolated lines follow a linear trajectory between the angle of the start and endpoint. Both of these metrics are simple to define due to our construction of a dataset where we exactly know the data distribution and manifold; we provide a full definition and justification in appendix A. A perfect alignment would achieve 0 for both scores; larger values indicate a failure to generate realistic interpolated points or produce a smooth interpolation respectively. By way of example, figs. 2b, 2d and 2e would all achieve Mean Distance scores near zero and figs. 2c and 2f would achieve larger Mean Distance scores. Figures 2b and 2f would achieve Smoothness scores near zero, figs. 2c and 2d have poor Smoothness, and fig. 2e is in between. By choosing a synthetic benchmark where we can explicitly measure the quality of an interpolation, we can confidently evaluate different autoencoders on their interpolation abilities.

To evaluate an autoencoder on the synthetic lines task, we randomly sample line images during training and compute our evaluation metrics on a separate randomly-sampled test set of images. Note that we never train any autoencoder explicitly to produce an optimal interpolation; “good” interpolation is an emergent property which occurs only when the architecture, loss function, training procedure, etc. produce a suitable latent space.

3.2 Autoencoders

In this section, we describe various common autoencoder structures and objectives and try them on the lines task. Our goal is to quantitatively evaluate the extent to which standard autoencoders exhibit useful interpolation behavior. Our results, which we describe in detail below, are summarized in table 1.

Table 1: Scores achieved by different autoencoders on the synthetic line benchmark (lower is better).

Metric	Baseline	Dropout	Denoising	VAE	AAE	VQ-VAE	ACAI
Mean Distance ($\times 10^{-3}$)	6.88 \pm 0.21	2.85 \pm 0.54	4.21 \pm 0.32	1.21 \pm 0.17	3.26 \pm 0.19	5.41 \pm 0.49	0.24\pm0.01
Smoothness	0.44 \pm 0.04	0.74 \pm 0.02	0.66 \pm 0.02	0.49 \pm 0.13	0.14 \pm 0.02	0.77 \pm 0.02	0.10\pm0.01




Figure 3: Interpolations on the synthetic lines benchmark produced by (a) baseline auto-encoder, (b) baseline with latent-space dropout, (c) denoising autoencoder, (d) Variational Autoencoder, (e) Adversarial Autoencoder, (f) Vector Quantized Variational Autoencoder, (g) Adversarially Constrained Autoencoder Interpolation (our model).

Base Model Perhaps the most basic autoencoder structure is one which simply maps input data-points through a “bottleneck” layer whose dimensionality is smaller than the input. In this setup, f_θ and g_ϕ are both neural networks which respectively map the input to a deterministic latent code z and then back to a reconstructed input. Typically, f_θ and g_ϕ are trained simultaneously with respect to $\|x - \hat{x}\|^2$.

We will use this framework as a baseline for experimentation for all of the autoencoder variants discussed below. In particular, for our base model and all of the other autoencoders we will use the model architecture and training procedure described in appendix B. As a short summary, our encoder consists of a stack of convolutional and average pooling layers, whereas the decoder consists of convolutional and nearest-neighbor upsampling layers. For experiments on the synthetic “lines” task, we use a latent dimensionality of 64.

After training our baseline autoencoder, we achieved a Mean Distance score which was the worst (highest) of all of the autoencoders we studied, though the Smoothness was on par with various other approaches. In general, we observed some reasonable interpolations when using the baseline model, but found that the intermediate points on the interpolation were typically not realistic as seen in the example interpolation in fig. 3a.

Dropout Autoencoder A common way to regularize neural networks is to use dropout [35], which works by randomly removing a portion of the units in a hidden layer. Traditionally, dropout was understood to work by preventing units in a hidden layer from becoming co-dependent because each unit cannot rely on the presence of another unit during training. We were interested in measuring the effect of dropout on the latent code of a standard autoencoder. We experimented with different dropout rates, and found the standard probability of 0.5 to work best. We found dropout to improve the Mean Distance metric somewhat compared to the baseline. However, we found that dropout consistently encouraged “abrupt” interpolations, where x_1 is repeated until the interpolation abruptly changes to x_2 . This behavior is exhibited in the example of fig. 3b. As a result, the Smoothness score degraded to worse than the baseline.

Denoising Autoencoder An early modification to the standard autoencoder setup was proposed in [41], where instead of feeding x into the autoencoder, a corrupted version $\tilde{x} \sim q(\tilde{x}|x)$ is sampled

from the conditional probability distribution $q(\tilde{x}|x)$ and is fed into the autoencoder instead. The autoencoder’s goal remains to produce \hat{x} which minimizes $\|x - \hat{x}\|^2$. One justification of this approach is that the corrupted inputs should fall outside of the true data manifold, so the autoencoder must learn to map points from outside of the data manifold back onto it. This provides an implicit way of defining and learning the data manifold via the coordinate system induced by the latent space.

While various corruption procedures $q(\tilde{x}|x)$ have been used such as masking and salt-and-pepper noise, in this paper we consider the simple case of additive isotropic Gaussian noise where $\tilde{x} \sim \mathcal{N}(x, \sigma^2 I)$ and σ is a hyperparameter. After tuning σ , we found simply setting $\sigma = 1.0$ to work best. Interestingly, we found the denoising autoencoder often produced “data-space” interpolation (as seen in fig. 3c) when interpolating in latent space. This resulted in comparatively poor Mean Distance and Smoothness scores.

Variational Autoencoder The Variational Autoencoder (VAE) [18, 31] introduces the constraint that the latent code z is a random variable distributed according to a prior distribution $p(z)$. The encoder f_θ can then be considered an approximation to the posterior $p(z|x)$ by outputting a parametrization for the prior. Then, the decoder g_ϕ is taken to parametrize the likelihood $p(x|z)$; in all of our experiments, we consider x to be Bernoulli distributed. The latent distribution constraint is enforced by an additional loss term which measures the KL divergence between the distribution of latent codes produced by the encoder and the prior distribution. VAEs then use log-likelihood for the reconstruction loss (cross-entropy in the case of Bernoulli-distributed data), which results in the following combined loss function:

$$-\mathbb{E}[\log g_\phi(z)] + \text{KL}(f_\theta(x)||p(z)) \quad (3)$$

where the expectation is taken with respect to $z \sim f_\theta(x)$ and $\text{KL}(\cdot||\cdot)$ is the KL divergence. Minimizing this loss function can be considered maximizing a lower bound (the “ELBO”) on the likelihood of the training set. A common choice is to let $p(z)$ be a diagonal-covariance Gaussian, in which case backpropagation through the sampling of z is feasible via the “reparametrization trick” which replaces $z \sim \mathcal{N}(\mu, \sigma I)$ with $\epsilon \sim \mathcal{N}(0, I)$, $z = \mu + \sigma \odot \epsilon$ where $\mu, \sigma \in \mathbb{R}^{d_z}$ are the predicted mean and standard deviation produced by f_θ .

One advantage of the VAE is that it produces a generative model of the data distribution, which allows novel data points to be sampled by first sampling $z \sim p(z)$ and then computing $g_\phi(z)$. In addition, encouraging the distribution of latent codes to match a prior distribution enforces a specific structure on the latent space. In practice this has resulted in the ability to perform semantic manipulation of data in latent space, such as attribute vector arithmetic and interpolation [5, 14, 32]. Various modified objectives [15, 43], improved prior distributions [17, 36, 37] and improved model architectures [8, 13, 34] have been proposed to better the VAE’s performance on downstream tasks, but in this paper we solely consider the “vanilla” VAE objective and prior described above applied to our baseline autoencoder structure.

When trained on the lines benchmark, we found the VAE was able to effectively model the data distribution (see samples, fig. 4 in appendix C) and accurately reconstruct inputs. In interpolations produced by the VAE, intermediate points tend to look realistic, but the angle of the lines do not follow a smooth or short path (fig. 3d). This resulted in a very good Mean Distance score but a very poor Smoothness score. This suggests that desirable interpolation behavior may not follow from an effective generative model of the data distribution.

Adversarial Autoencoder The Adversarial Autoencoder (AAE) [25] proposes an alternative way of enforcing structure on the latent code. Instead of minimizing a KL divergence between the distribution of latent codes and a prior distribution, a critic network is trained in tandem with the autoencoder to predict whether a latent code comes from f_θ or from the prior $p(z)$. The autoencoder is simultaneously trained to reconstruct inputs (via a standard reconstruction loss) and to “fool” the critic. The autoencoder is allowed to backpropagate gradients through the critic’s loss function, but the autoencoder and critic parameters are optimized separately. This effectively computes an “adversarial divergence” between the latent code distribution and the chosen prior. One advantage of this approach is that it allows for an arbitrary prior (as opposed to those which can be reparametrized and which have a tractable KL divergence). The disadvantages are that the AAE no longer has a probabilistic interpretation and involves optimizing a minimax game, which can cause instabilities.

Using the AAE requires choosing a prior, a critic structure, and a training scheme for the critic. For simplicity, we also used a diagonal-covariance Gaussian prior for the AAE. We experimented with

various architectures for the critic, and found the best performance with a critic which consisted of two dense layers, each with 100 units and a leaky ReLU nonlinearity. We found it satisfactory to simply use the same optimizer and learning rate for the critic as was used for the autoencoder. On our lines benchmark, the AAE typically produced smooth interpolations, but exhibited degraded quality in the middle of interpolations (fig. 3e). This behavior produced the best Smoothness score among existing autoencoders, but a relatively poor Mean Distance score.

Vector Quantized Variational Autoencoder (VQ-VAE) The Vector Quantized Variational Autoencoder (VQ-VAE) was introduced by [39] as a way to train discrete-latent autoencoders using a learned codebook. In the VQ-VAE, the encoder $f_\theta(x)$ produces a continuous hidden representation $z \in \mathbb{R}_z^d$ which is then mapped to z_q , its nearest neighbor in a “codebook” $\{e_j \in \mathbb{R}^{d_z}, j \in 1, \dots, K\}$. z_q is then passed to the decoder for reconstruction. The encoder is trained to minimize the reconstruction loss using the straight-through gradient estimator [2], together with a *commitment loss* term $\beta \|z - \text{sg}(z_q)\|$ (where β is a scalar hyperparameter) which encourages encoder outputs to move closer to their nearest codebook entry. Here sg denotes the stop gradient operator, i.e. $\text{sg}(x) = x$ in the forward pass, and $\text{sg}(x) = 0$ in the backward pass. The codebook entries e_j are updated as an exponential moving average (EMA) of the continuous latents z that map to them at each training iteration. The VQ-VAE training procedure using this EMA update rule can be seen as performing the K -means or the hard Expectation Maximization (EM) algorithm on the latent codes [33].

We perform interpolation in the VQ-VAE by interpolating continuous latents, mapping them to their nearest codebook entries, and decoding the result. Assuming sufficiently large codebook, a semantically “smooth” interpolation may be possible. On the lines task, we found that this procedure produced poor interpolations. Ultimately, many entries of the codebook were mapped to unrealistic datapoints, and the interpolations resembled those of the baseline autoencoder.

Adversarially Constrained Autoencoder Interpolation Finally, we turn to evaluating our proposed adversarial regularizer for improving interpolations. In order to use ACAI, we need to define a critic architecture. For simplicity, on the lines benchmark we found it sufficient to simply use an architecture which was equivalent to the encoder (as described in appendix B). To produce a single scalar value from its output, we computed the mean of its final layer activations. For the regularization coefficients λ and γ we found values of 0.5 and 0.2 to achieve good results, though the performance was not very sensitive to these hyperparameters. We use these values for the coefficients for all of our experiments. Finally, we also trained the critic using Adam with the same hyperparameters as used for the autoencoder.

We found dramatically improved performance on the lines benchmark when using ACAI – it achieved the best Mean Distance and Smoothness score among the autoencoders we considered. When inspecting the resulting interpolations, we found it occasionally chose a longer path than necessary but typically produced “perfect” interpolation behavior as seen in fig. 3g. This provides quantitative evidence ACAI is successful at encouraging realistic and smooth interpolations.

3.3 Interpolations on Real Data

We have so far only discussed results on our synthetic lines benchmark. We also provide example reconstructions and interpolations produced by each autoencoder for MNIST [21], SVHN [28], and CelebA [22] in appendix D. For each dataset, we trained autoencoders with latent dimensionalities of 32 and 256. Since we do not know the underlying data manifold for these datasets, no metrics are available to evaluate performance and we can only make qualitative judgments as to the reconstruction and interpolation quality. We find that most autoencoders produce “blurrier” images with $d_z = 32$ but generally give smooth interpolations regardless of the latent dimensionality. The exception to this observation was the VQ-VAE which seems generally to work *better* with $d_z = 32$ and occasionally even diverged for $d_z = 256$ (see e.g. fig. 8f). This may be due to the nearest-neighbor discretization (and gradient estimator) failing in high dimensions. Across datasets, we found the VAE and denoising autoencoder to produce typically more blurry interpolations, whereas the AAE and ACAI usually produced realistic interpolations. The baseline model was most liable to produce interpolations which effectively interpolate in data space.

Table 2: Single-layer classifier accuracy achieved by different autoencoders.

Dataset	d_z	Baseline	Dropout	Denoising	VAE	AAE	VQ-VAE	ACAI
MNIST	32	94.90±0.14	96.45±0.42	96.00±0.27	96.56±0.31	70.74±3.27	97.50±0.18	98.25±0.11
	256	93.94±0.13	94.50±0.29	98.51±0.04	98.74±0.14	90.03±0.54	97.25±1.42	99.00±0.08
SVHN	32	26.21±0.42	26.09±1.48	25.15±0.78	29.58±3.22	23.43±0.79	24.53±1.33	34.47±1.14
	256	22.74±0.05	25.12±1.05	77.89±0.35	66.30±1.06	22.81±0.24	44.94±20.42	85.14±0.20
CIFAR-10	256	47.92±0.20	40.99±0.41	53.78±0.36	47.49±0.22	40.65±1.45	42.80±0.44	52.77±0.45
	1024	51.62±0.25	49.38±0.77	60.65±0.14	51.39±0.46	42.86±0.88	16.22±12.44	63.99±0.47

Table 3: Clustering accuracy for using K-Means on the latent space of different autoencoders (left) and previously reported methods (right). On the right, “Data” refers to performing K-Means directly on the data. Results marked * are excerpted from [16] and ** are from [42].

Dataset	d_z	Baseline	Dropout	Denoising	VAE	AAE	VQ-VAE	ACAI	Data	DEC [42]	RIM [19]	IMSAT [16]
MNIST	32	77.56	82.67	82.59	75.74	79.19	82.39	94.38	53.2*	84.3**	58.5*	98.4*
	256	53.70	61.35	70.89	83.44	81.00	96.80	96.17				
SVHN	32	19.38	21.42	17.91	16.83	17.35	15.19	20.86	17.9*	11.9*	26.8*	57.3*
	256	15.62	15.19	31.49	11.36	13.59	18.84	24.98				

4 Improved Representation Learning

We have so far solely focused on measuring the interpolation abilities of different autoencoders. Now, we turn to the question of whether improved interpolation is associated with improved performance on downstream tasks. Specifically, we will evaluate whether using our proposed regularizer results in latent space representations which provide better performance in supervised learning and clustering. Put another way, we seek to test whether improving interpolation results in a latent representation which has disentangled important factors of variation (such as class identity) in the dataset. To answer this question, we ran classification and clustering experiments using the learned latent spaces of different autoencoders on the MNIST [21], SVHN [28], and CIFAR-10 [20] datasets.

4.1 Single-Layer Classifier

A common method for evaluating the quality of a learned representation (such as the latent space of an autoencoder) is to use it as a feature representation for a simple, one-layer classifier trained on a supervised learning task [9]. The justification for this evaluation procedure is that a learned representation which has effectively disentangled class identity will allow the classifier to obtain reasonable performance despite its simplicity. To test different autoencoders in this setting, we trained a separate single-layer classifier in tandem with the autoencoder using the latent representation as input. We did not optimize autoencoder parameters with respect to the classifier’s loss, which ensures that we are measuring unsupervised representation learning performance. We repeated this procedure for latent dimensionalities of 32 and 256 (MNIST and SVHN) and 256 and 1024 (CIFAR-10).

Our results are shown in table 2. In all settings, using ACAI instead of the baseline autoencoder upon which it is based produced significant gains – most notably, on SVHN with a latent dimensionality of 256, the baseline achieved an accuracy of only 22.74% whereas ACAI achieved 85.14%. In general, we found the denoising autoencoder, VAE, and ACAI obtained significantly higher performance compared to the remaining models. On MNIST and SVHN, ACAI achieved the best accuracy by a significant margin; on CIFAR-10, the performance of ACAI and the denoising autoencoder was similar. By way of comparison, we found a single-layer classifier applied directly to (flattened) image pixels achieved an accuracy of 92.31%, 23.48%, and 39.70% on MNIST, SVHN, and CIFAR-10 respectively, so classifying using the representation learned by ACAI provides a huge benefit.

4.2 Clustering

If an autoencoder groups points with common salient characteristics close together in latent space without observing any labels, it arguably has uncovered some important structure in the data in an unsupervised fashion. A more difficult test of an autoencoder is therefore clustering its latent space, i.e. separating the latent codes for a dataset into distinct groups without using any labels. To test

the clusterability of the latent spaces learned by different autoencoders, we simply apply K-Means clustering [24] to the latent codes for a given dataset. Since K-Means uses Euclidean distance, it is sensitive to each dimension’s relative variance. We therefore used PCA whitening on the latent space learned by each autoencoder to normalize the variance of its dimensions prior to clustering. K-Means can exhibit highly variable results depending on how it is initialized, so for each autoencoder we ran K-Means 1,000 times from different random initializations and chose the clustering with the best objective value on the training set. For evaluation, we adopt the methodology of [16, 42]: Given that the dataset in question has labels (which are not used for training the model, the clustering algorithm, or choice of random initialization), we can cluster the data into C distinct groups where C is the number of classes in the dataset. We then compute the “clustering accuracy”, which is simply the accuracy corresponding to the optimal one-to-one mapping of cluster IDs and classes [42].

Our results are shown in table 3. On both MNIST and SVHN, ACAI achieved the best or second-best performance for both $d_z = 32$ and $d_z = 256$. We do not report results on CIFAR-10 because all of the autoencoders we studied achieved a near-random clustering accuracy. Previous efforts to evaluate clustering performance on CIFAR-10 use learned feature representations from a convolutional network trained on ImageNet [16] which we believe only indirectly measures unsupervised learning capabilities.

5 Conclusion

In this paper, we have provided an in-depth perspective on interpolation in autoencoders. We proposed Adversarially Constrained Autoencoder Interpolation (ACAI), which uses a critic to encourage interpolated datapoints to be more realistic. To make interpolation a quantifiable concept, we proposed a synthetic benchmark and showed that ACAI substantially outperformed common autoencoder models. We also studied the effect of improved interpolation on downstream tasks, and showed that ACAI led to improved performance for feature learning and unsupervised clustering.

In future work, we are interested in investigating whether our regularizer improves the performance of autoencoders other than the standard “vanilla” autoencoder we applied it to. In this paper, we primarily focused on image datasets due to the ease of visualizing interpolations, but we are also interested in applying these ideas to non-image datasets. To facilitate reproduction and extensions on our ideas, we make our code publicly available.²

Acknowledgments

We thank Katherine Lee and Yoshua Bengio for their suggestions and feedback on this paper.

References

- [1] Yoshua Bengio, Pascal Lamblin, Dan Popovici, and Hugo Larochelle. Greedy layer-wise training of deep networks. In *Advances in neural information processing systems*, 2007.
- [2] Yoshua Bengio, Nicholas Léonard, and Aaron Courville. Estimating or propagating gradients through stochastic neurons for conditional computation. *arXiv preprint arXiv:1308.3432*, 2013.
- [3] Yoshua Bengio, Grégoire Mesnil, Yann Dauphin, and Salah Rifai. Better mixing via deep representations. In *International Conference on Machine Learning*, 2013.
- [4] Hervé Boursard and Yves Kamp. Auto-association by multilayer perceptrons and singular value decomposition. *Biological cybernetics*, 59(4-5), 1988.
- [5] Samuel R. Bowman, Luke Vilnis, Oriol Vinyals, Andrew M. Dai, Rafal Jozefowicz, and Samy Bengio. Generating sentences from a continuous space. *arXiv preprint arXiv:1511.06349*, 2015.
- [6] Shan Carter and Michael Nielsen. Using artificial intelligence to augment human intelligence. *Distill*, 2017. <https://distill.pub/2017/aia>.
- [7] Xi Chen, Yan Duan, Rein Houthoofd, John Schulman, Ilya Sutskever, and Pieter Abbeel. InfoGAN: Interpretable representation learning by information maximizing generative adversarial nets. In *Advances in neural information processing systems*, pages 2172–2180, 2016.

²<https://github.com/brain-research/acai>

- [8] Xi Chen, Diederik P. Kingma, Tim Salimans, Yan Duan, Prafulla Dhariwal, John Schulman, Ilya Sutskever, and Pieter Abbeel. Variational lossy autoencoder. *arXiv preprint arXiv:1611.02731*, 2016.
- [9] Adam Coates, Andrew Ng, and Honglak Lee. An analysis of single-layer networks in unsupervised feature learning. In *Proceedings of the Fourteenth International Conference on Artificial Intelligence and Statistics*, 2011.
- [10] Laurent Dinh, Jascha Sohl-Dickstein, and Samy Bengio. Density estimation using real nvp. *arXiv preprint arXiv:1605.08803*, 2016.
- [11] Vincent Dumoulin, Ishmael Belghazi, Ben Poole, Olivier Mastropietro, Alex Lamb, Martin Arjovsky, and Aaron Courville. Adversarially learned inference. *arXiv preprint arXiv:1606.00704*, 2016.
- [12] Ian Goodfellow, Jean Pouget-Abadie, Mehdi Mirza, Bing Xu, David Warde-Farley, Sherjil Ozair, Aaron Courville, and Yoshua Bengio. Generative adversarial nets. In *Advances in neural information processing systems*, 2014.
- [13] Ishaan Gulrajani, Kundan Kumar, Faruk Ahmed, Adrien Ali Taiga, Francesco Visin, David Vazquez, and Aaron Courville. PixelVAE: A latent variable model for natural images. *arXiv preprint arXiv:1611.05013*, 2016.
- [14] David Ha and Douglas Eck. A neural representation of sketch drawings. In *Seventh International Conference on Learning Representations*, 2018.
- [15] Irina Higgins, Loic Matthey, Arka Pal, Christopher Burgess, Xavier Glorot, Matthew Botvinick, Shakir Mohamed, and Alexander Lerchner. beta-VAE: Learning basic visual concepts with a constrained variational framework. 2016.
- [16] Weihua Hu, Takeru Miyato, Seiya Tokui, Eiichi Matsumoto, and Masashi Sugiyama. Learning discrete representations via information maximizing self augmented training. *arXiv preprint arXiv:1702.08720*, 2017.
- [17] Diederik P. Kingma, Tim Salimans, Rafal Jozefowicz, Xi Chen, Ilya Sutskever, and Max Welling. Improved variational inference with inverse autoregressive flow. In *Advances in Neural Information Processing Systems*, 2016.
- [18] Diederik P. Kingma and Max Welling. Auto-encoding variational bayes. In *Third International Conference on Learning Representations*, 2014.
- [19] Andreas Krause, Pietro Perona, and Ryan G. Gomes. Discriminative clustering by regularized information maximization. In *Advances in neural information processing systems*, 2010.
- [20] Alex Krizhevsky. Learning multiple layers of features from tiny images. Technical report, University of Toronto, 2009.
- [21] Yann LeCun. The mnist database of handwritten digits. 1998.
- [22] Ziwei Liu, Ping Luo, Xiaogang Wang, and Xiaoou Tang. Deep learning face attributes in the wild. In *Proceedings of International Conference on Computer Vision (ICCV)*, 2015.
- [23] Andrew L. Maas, Awni Y. Hannun, and Andrew Y. Ng. Rectifier nonlinearities improve neural network acoustic models. In *International Conference on Machine Learning*, 2013.
- [24] James MacQueen. Some methods for classification and analysis of multivariate observations. In *Proceedings of 5th Berkeley Symposium on Mathematical Statistics and Probability*, 1967.
- [25] Alireza Makhzani, Jonathon Shlens, Navdeep Jaitly, Ian Goodfellow, and Brendan Frey. Adversarial autoencoders. *arXiv preprint arXiv:1511.05644*, 2015.
- [26] Michael F. Mathieu, Junbo Jake Zhao, Aditya Ramesh, Pablo Sprechmann, and Yann LeCun. Disentangling factors of variation in deep representation using adversarial training. In *Advances in Neural Information Processing Systems*, 2016.
- [27] Lars Mescheder, Sebastian Nowozin, and Andreas Geiger. Adversarial variational bayes: Unifying variational autoencoders and generative adversarial networks. *arXiv preprint arXiv:1701.04722*, 2017.
- [28] Yuval Netzer, Tao Wang, Adam Coates, Alessandro Bissacco, Bo Wu, and Andrew Y. Ng. Reading digits in natural images with unsupervised feature learning. In *NIPS workshop on deep learning and unsupervised feature learning*, 2011.

- [29] Augustus Odena, Vincent Dumoulin, and Chris Olah. Deconvolution and checkerboard artifacts. *Distill*, 2016.
- [30] Alec Radford, Luke Metz, and Soumith Chintala. Unsupervised representation learning with deep convolutional generative adversarial networks. *arXiv preprint arXiv:1511.06434*, 2015.
- [31] Danilo Jimenez Rezende, Shakir Mohamed, and Daan Wierstra. Stochastic backpropagation and approximate inference in deep generative models. In *International Conference on Machine Learning*, 2014.
- [32] Adam Roberts, Jesse Engel, Colin Raffel, Curtis Hawthorne, and Douglas Eck. A hierarchical latent vector model for learning long-term structure in music. *arXiv preprint arXiv:1803.05428*, 2018.
- [33] Aurko Roy, Ashish Vaswani, Arvind Neelakantan, and Niki Parmar. Theory and experiments on vector quantized autoencoders. *arXiv preprint arXiv:1805.11063*, 2018.
- [34] Casper Kaae Sønderby, Tapani Raiko, Lars Maaløe, Søren Kaae Sønderby, and Ole Winther. Ladder variational autoencoders. In *Advances in Neural Information Processing Systems*, 2016.
- [35] Nitish Srivastava, Geoffrey Hinton, Alex Krizhevsky, Ilya Sutskever, and Ruslan Salakhutdinov. Dropout: A simple way to prevent neural networks from overfitting. *The Journal of Machine Learning Research*, 15(1), 2014.
- [36] Jakub M. Tomczak and Max Welling. Improving variational auto-encoders using householder flow. *arXiv preprint arXiv:1611.09630*, 2016.
- [37] Jakub M. Tomczak and Max Welling. Vae with a vampprior. *arXiv preprint arXiv:1705.07120*, 2017.
- [38] Aaron van den Oord, Nal Kalchbrenner, Lasse Espeholt, Oriol Vinyals, Alex Graves, et al. Conditional image generation with pixelcnn decoders. In *Advances in Neural Information Processing Systems*, 2016.
- [39] Aaron van den Oord, Oriol Vinyals, et al. Neural discrete representation learning. In *Advances in Neural Information Processing Systems*, pages 6309–6318, 2017.
- [40] Vikas Verma, Alex Lamb, Christopher Beckham, Aaron Courville, Ioannis Mitliagkis, and Yoshua Bengio. Manifold mixup: Encouraging meaningful on-manifold interpolation as a regularizer. *arXiv preprint arXiv:1806.05236*, 2018.
- [41] Pascal Vincent, Hugo Larochelle, Isabelle Lajoie, Yoshua Bengio, and Pierre-Antoine Manzagol. Stacked denoising autoencoders: Learning useful representations in a deep network with a local denoising criterion. *Journal of Machine Learning Research*, 11, 2010.
- [42] Junyuan Xie, Ross Girshick, and Ali Farhadi. Unsupervised deep embedding for clustering analysis. In *International conference on machine learning*, pages 478–487, 2016.
- [43] Shengjia Zhao, Jiaming Song, and Stefano Ermon. InfoVAE: Information maximizing variational autoencoders. *arXiv preprint arXiv:1706.02262*, 2017.

A Line Benchmark Evaluation Metrics

We define our Mean Distance and Smoothness metrics as follows: Let x_1 and x_2 be two input images we are interpolating between and

$$\hat{x}_n = g_\phi \left(\frac{n-1}{N-1} z_1 + \left(1 - \frac{n-1}{N-1} \right) z_2 \right) \quad (4)$$

be the decoded point corresponding to mixing x_1 and x_2 's latent codes using coefficient $\alpha = n^{-1}/N-1$. The images $\hat{x}_n, n \in \{1, \dots, N\}$ then comprise a length- N interpolation between x_1 and x_2 . To produce our evaluation metrics, we first find the closest true datapoint (according to cosine distance) for each of the N intermediate images along the interpolation. Finding the closest image among all possible line images is infeasible; instead we first generate a size- D collection of line images \mathcal{D} with corresponding angles $\Lambda_q, q \in \{1, \dots, D\}$ spaced evenly between 0 and 2π . Then, we match each image in the interpolation to a real datapoint by finding

$$C_{n,q} = 1 - \frac{\hat{x}_n \mathcal{D}_q}{\|\hat{x}_n\| \|\mathcal{D}_q\|} \quad (5)$$

$$q_n^* = \arg \min_q C_{n,q} \quad (6)$$

for $n \in \{1, \dots, N\}$, where $C_{n,q}$ is the cosine distance between \hat{x}_n and the q th entry of \mathcal{D} . To capture the notion of ‘‘intermediate points look realistic’’, we compute

$$\text{Mean Distance}(\{\hat{x}_1, \hat{x}_2, \dots, \hat{x}_N\}) = \frac{1}{N} \sum_{n=1}^N C_{n,q_n^*} \quad (7)$$

We now define a perfectly smooth interpolation to be one which consists of lines with angles which linearly move from the angle of $\mathcal{D}_{q_1^*}$ to that of $\mathcal{D}_{q_N^*}$. Note that if, for example, the interpolated lines go from $\Lambda_{q_1^*} = \pi/10$ to $\Lambda_{q_N^*} = 19\pi/10$ then the angles corresponding to the shortest path will have a discontinuity from 0 to 2π . To avoid this, we first ‘‘unwrap’’ the angles $\{\Lambda_{q_1^*}, \dots, \Lambda_{q_N^*}\}$ by removing discontinuities larger than π by adding multiples of $\pm 2\pi$ when the absolute difference between $\Lambda_{q_{n-1}^*}$ and $\Lambda_{q_n^*}$ is greater than π to produce the angle sequence $\{\tilde{\Lambda}_{q_1^*}, \dots, \tilde{\Lambda}_{q_N^*}\}$.³ Then, we define a measure of smoothness as

$$\text{Smoothness}(\{\hat{x}_1, \hat{x}_2, \dots, \hat{x}_N\}) = \frac{1}{|\tilde{\Lambda}_{q_1^*} - \tilde{\Lambda}_{q_N^*}|} \max_{n \in \{1, \dots, N-1\}} \left(\tilde{\Lambda}_{q_{n+1}^*} - \tilde{\Lambda}_{q_n^*} \right) - \frac{1}{N-1} \quad (8)$$

In other words, we measure the how much larger the largest change in (normalized) angle is compared to the minimum possible value ($1/(N-1)$).

B Base Model Architecture and Training Procedure

All of the autoencoder models we studied in this paper used the following architecture and training procedure: The encoder consists of blocks of two consecutive 3×3 convolutional layers followed by 2×2 average pooling. All convolutions (in the encoder and decoder) are zero-padded so that the input and output height and width are equal. The number of channels is doubled before each average pooling layer. Two more 3×3 convolutions are then performed, the last one without activation and the final output is used as the latent representation. All convolutional layers except for the final use a leaky ReLU nonlinearity [23]. For experiments on the synthetic ‘‘lines’’ task, the convolution-average pool blocks are repeated 4 times until we reach a latent dimensionality of 64. For subsequent experiments on real datasets (section 4), we repeat the blocks 3 times, resulting in a latent dimensionality of 256.

The decoder consists of blocks of two consecutive 3×3 convolutional layers with leaky ReLU nonlinearities followed by 2×2 nearest neighbor upsampling [29]. The number of channels is halved after each upsampling layer. These blocks are repeated until we reach the target resolution (32×32 in all experiments). Two more 3×3 convolutions are then performed, the last one without activation and with a number of channels equal to the number of desired colors.

All parameters are initialized as zero-mean Gaussian random variables with a standard deviation of $1/\sqrt{\text{fan_in}(1+0.2^2)}$ set in accordance with the leaky ReLU slope of 0.2. Models are trained on 2^{24} samples in batches of size 64. Parameters are optimized with Adam [18] with a learning rate of 0.0001 and default values for β_1, β_2 , and ϵ .

³See e.g. <https://docs.scipy.org/doc/numpy/reference/generated/numpy.unwrap.html>




Figure 4: Samples from a VAE trained on the lines dataset described in section 3.1.

C VAE Samples on the Line Benchmark

In fig. 4, we show some samples from our VAE trained on the synthetic line benchmark. The VAE generally produces realistic samples and seems to cover the data distribution well, despite the fact that it does not produce high-quality interpolations (fig. 3d).

D Interpolation Examples on Real Data

In this section, we provide a series of figures (figs. 5 to 10) showing interpolation behavior for the different autoencoders we studied. Further discussion of these results is available in section 3.3

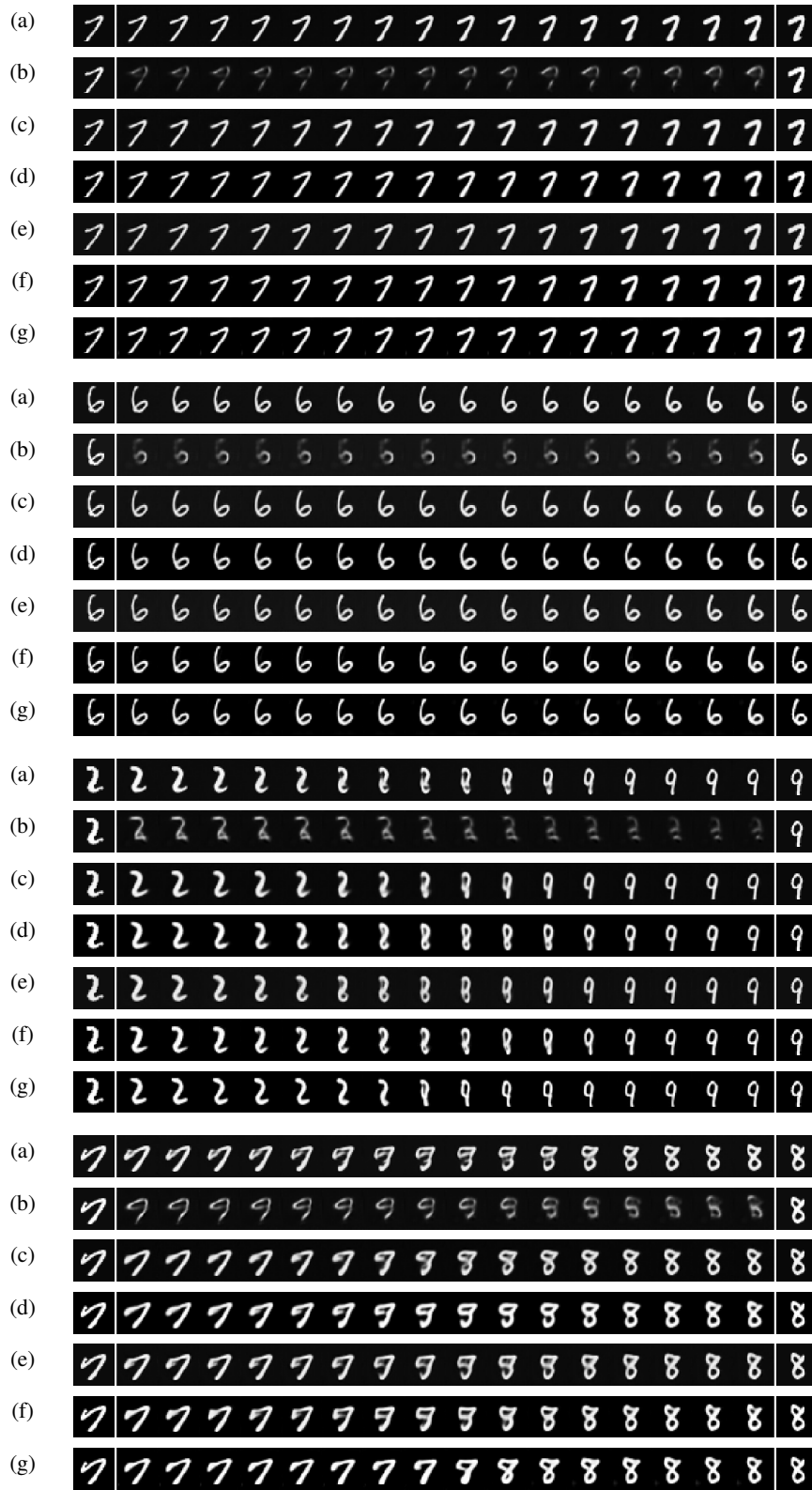


Figure 5: Example interpolations on MNIST with a latent dimensionality of 32 for (a) Baseline, (b) Dropout, (c) Denoising, (d) VAE, (e) AAE, (f) VQ-VAE, (g) ACAI autoencoders.

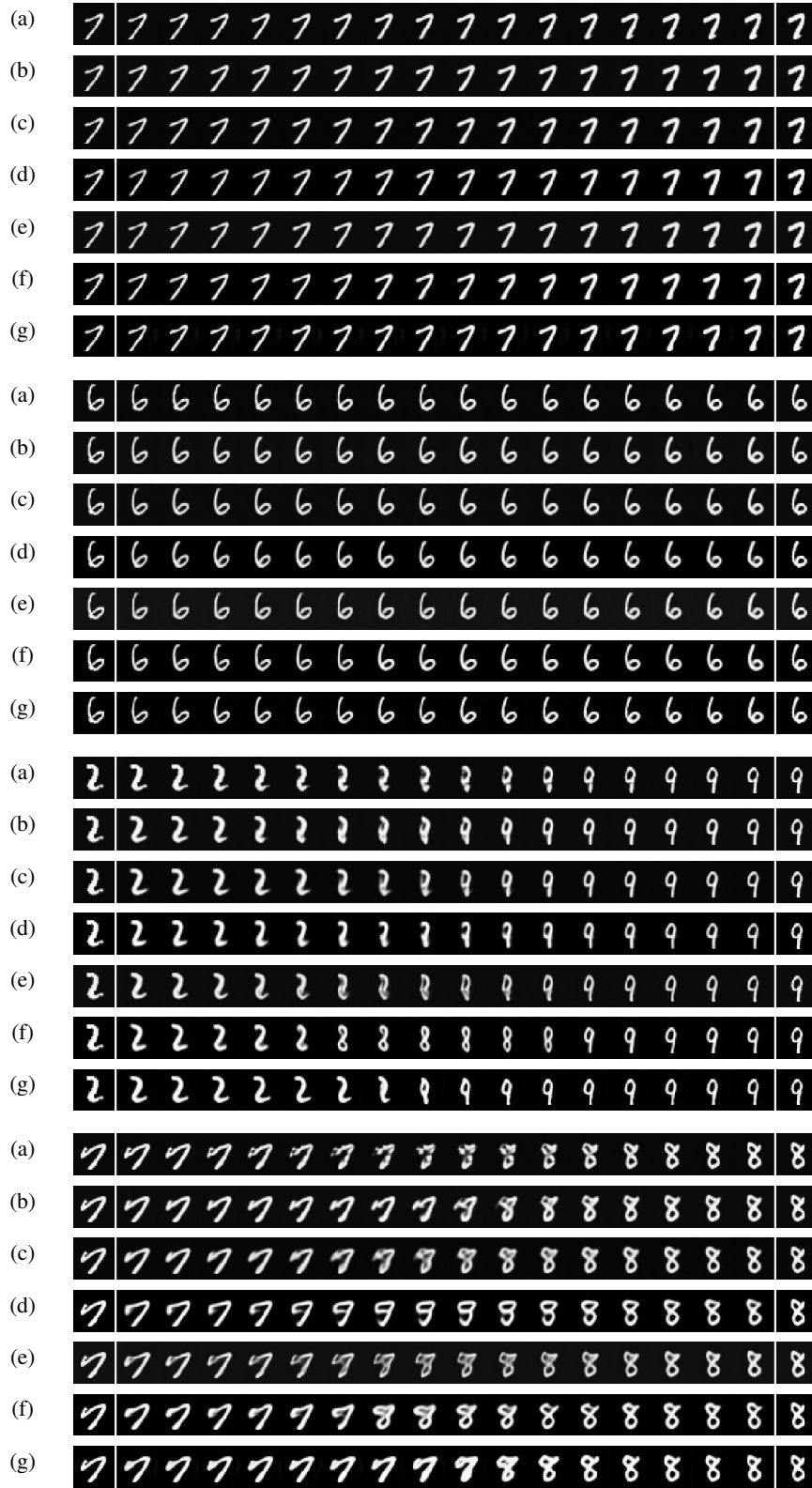


Figure 6: Example interpolations on MNIST with a latent dimensionality of 256 for (a) Baseline, (b) Dropout, (c) Denoising, (d) VAE, (e) AAE, (f) VQ-VAE, (g) ACAI autoencoders.




Figure 7: Example interpolations on SVHN with a latent dimensionality of 32 for (a) Baseline, (b) Dropout, (c) Denoising, (d) VAE, (e) AAE, (f) VQ-VAE, (g) ACAI autoencoders.




Figure 8: Example interpolations on SVHN with a latent dimensionality of 256 for (a) Baseline, (b) Dropout, (c) Denoising, (d) VAE, (e) AAE, (f) VQ-VAE, (g) ACAI autoencoders.



Figure 9: Example interpolations on CelebA with a latent dimensionality of 32 for (a) Baseline, (b) Dropout, (c) Denoising, (d) VAE, (e) AAE, (f) VQ-VAE, (g) ACAI autoencoders.



Figure 10: Example interpolations on CelebA with a latent dimensionality of 256 for (a) Baseline, (b) Dropout, (c) Denoising, (d) VAE, (e) AAE, (f) VQ-VAE, (g) ACAI autoencoders.