

Few- and many-nucleon systems with semilocal coordinate-space regularized chiral two- and three-body forces

E. Epelbaum,¹ J. Golak,² K. Hebeler,³ T. H  ther,³ H. Kamada,⁴ H. Krebs,¹ P. Maris,⁵ Ulf-G. Meißner,^{6,7,8}
A. Nogga,⁷ R. Roth,³ R. Skibiński,² K. Topolnicki,² J.P. Vary,⁵ K. Vobig,³ and H. Witała²

(LENPIC Collaboration)

¹*Institut f  r Theoretische Physik II, Ruhr-Universit  t Bochum, D-44780 Bochum, Germany*

²*M. Smoluchowski Institute of Physics, Jagiellonian University, PL-30348 Krak  w, Poland*

³*Institut f  r Kernphysik, Technische Universit  t Darmstadt, 64289 Darmstadt, Germany*

⁴*Department of Physics, Faculty of Engineering,*

Kyushu Institute of Technology, Kitakyushu 804-8550, Japan

⁵*Department of Physics and Astronomy, Iowa State University, Ames, Iowa 50011, USA*

⁶*Helmholtz-Institut f  r Strahlen- und Kernphysik and Bethe Center for Theoretical Physics, Universit  t Bonn, D-53115 Bonn, Germany*

⁷*Institut f  r Kernphysik, Institute for Advanced Simulation and J  lich Center for Hadron Physics, Forschungszentrum J  lich, D-52425 J  lich, Germany*

⁸*JARA - High Performance Computing, Forschungszentrum J  lich, D-52425 J  lich, Germany*

(Dated: July 10, 2018)

We present a *complete* calculation of nucleon-deuteron scattering as well as ground and low-lying excited states of light nuclei in the mass range $A=3-16$ up through next-to-next-to-leading order in chiral effective field theory using semilocal coordinate-space regularized two- and three-nucleon forces. It is shown that both of the low-energy constants entering the three-nucleon force at this order can be reliably determined from the triton binding energy and the differential cross section minimum in elastic nucleon-deuteron scattering. The inclusion of the three-nucleon force is found to improve the agreement with the data for most of the considered observables.

PACS numbers: 13.75.Cs,21.30.-x,21.45.Ff,21.30.Cb,21.60.Ev

I. INTRODUCTION

Chiral effective field theory (EFT) offers a convenient and powerful framework to analyze low-energy properties of few- and many-body nuclear systems in harmony with the symmetries (and their breaking pattern) of QCD, see [1–3] for review articles. In recent years, the chiral expansion of the two-nucleon (NN) force, the dominant part of the nuclear Hamiltonian, has been pushed to fifth order (N^4LO) [4–7] and even beyond [8]. The available versions of the N^4LO potentials differ from each other, among other things, in the functional form of the regulator function: while the interactions of Ref. [6] are regularized with a nonlocal cutoff, local regularization in coordinate (momentum) space is employed for pion-exchange contributions in Ref. [5] (Ref. [7]). As demonstrated in Refs. [7, 9], the employed types of local regulators do, per construction, not affect the long-range part of the interaction thus generating a smaller amount of finite-cutoff artifacts. For a related discussion of regulator artifacts in uniform matter see Ref. [10]. The resulting N^4LO^+ potentials of Ref. [7] lead to the description of the 2013 Granada data base [11] for neutron-proton and proton-proton scattering below $E_{lab} = 300$ MeV which is comparable to or even better than that based on the phenomenological high-precision potentials such as the AV18 [12], CDBonn [13], Nijm1 and Nijm2 [14] models, featuring at the same time a much smaller number of adjustable parameters. We also mention recent efforts towards constructing the NN [15–17] and three-nucleon [18, 19] potentials using the heavy-baryon formulation of chiral EFT with explicit $\Delta(1232)$ degrees of freedom.

In Refs. [20–22], we have applied the semilocal coordinate-space regularized (SCS) chiral NN potentials of Refs. [5, 9] to analyze nucleon-deuteron (Nd) scattering along with selected properties of light- and medium-mass nuclei. For similar studies of nuclear matter properties, selected electroweak processes and nucleon-deuteron radiative capture reactions see Refs. [23], [24] and [25], respectively. All these calculations are based on the NN forces only and thus can only be regarded as complete at leading (LO) and next-to-leading orders (NLO) in the chiral expansion. In fact, our main motivation in these studies was to analyze the convergence pattern of chiral EFT, estimate the achievable accuracy at various orders and identify promising observables to look for three-nucleon force (3NF) effects and/or meson-exchange-current contributions. To estimate the truncation error of the chiral expansion, we followed the algorithm formulated in Ref. [9] and modified appropriately to account for missing 3NFs and meson-exchange currents. For the interpretation, validation and further developments of this approach to uncertainty quantification in a Bayesian framework see Refs. [26, 27], while the robustness of this method and possible alternatives are discussed in Ref. [22]. One important outcome of these studies is the observation that many Nd scattering observables at

intermediate energies as well as the energies and radii of light and medium-mass nuclei calculated with NN forces only show significant deviations from experimental data, whose magnitude matches well with the expected size of 3NF contributions in the Weinberg power counting scheme.

In this paper we perform, for the first time, *complete* calculations of few- and many-nucleon systems at third order of the chiral expansion, i.e. at N²LO, utilizing semilocal coordinate-space regulators [5, 9, 20, 22]. We explore different ways to fix the low-energy constants (LECs) c_D and c_E in the three-nucleon sector and show that they can be reliably determined from the ³H binding energy and the differential cross section minimum in elastic Nd scattering at intermediate energies. This allows us to make parameter-free predictions for $A > 3$ systems. We provide a comparison of the complete N²LO results with results at LO and NLO and estimate truncation errors. More details regarding the calculations will be presented in separate publications [28] for p -shell nuclei and [29] for Nd scattering.

Our paper is organized as follows. In section II we specify the regularized expressions of the chiral 3NF at N²LO and discuss the determination of the LECs c_D and c_E . Section III is devoted to Nd elastic scattering, while our predictions for ground state and excitation energies for p -shell nuclei are reported in sections IV and V, respectively. Finally, the main results of our study are summarized in section VI.

II. DETERMINATION OF c_D AND c_E

The N²LO three-nucleon force in momentum space is given by

$$V^{3N} = \frac{g_A^2}{8F_\pi^4} \frac{\vec{\sigma}_1 \cdot \vec{q}_1 \vec{\sigma}_3 \cdot \vec{q}_3}{[q_1^2 + M_\pi^2][q_3^2 + M_\pi^2]} \left[\boldsymbol{\tau}_1 \cdot \boldsymbol{\tau}_3 (-4c_1 M_\pi^2 + 2c_3 \vec{q}_1 \cdot \vec{q}_3) + c_4 \boldsymbol{\tau}_1 \times \boldsymbol{\tau}_3 \cdot \boldsymbol{\tau}_2 \vec{q}_1 \times \vec{q}_3 \cdot \vec{\sigma}_2 \right] - \frac{g_A D}{8F_\pi^2} \frac{\vec{\sigma}_3 \cdot \vec{q}_3}{q_3^2 + M_\pi^2} \boldsymbol{\tau}_1 \cdot \boldsymbol{\tau}_3 \vec{\sigma}_1 \cdot \vec{q}_3 + \frac{1}{2} E \boldsymbol{\tau}_1 \cdot \boldsymbol{\tau}_2 + 5 \text{ permutations}, \quad (1)$$

where the subscripts refer to the nucleon labels and $\vec{q}_i = \vec{p}_i' - \vec{p}_i$, with \vec{p}_i' and \vec{p}_i being the final and initial momenta of the nucleon i . Further, $q_i \equiv |\vec{q}_i|$, σ_i and $\boldsymbol{\tau}_i$ are the Pauli spin and isospin matrices, respectively, c_i , D and E denote the corresponding LECs while g_A and F_π refer to the nucleon axial coupling and pion decay constant. Throughout this work, we use the same values for the subleading pion-nucleon LECs c_i as employed in the NN forces of Ref. [9]. These are compatible with the recent determinations from the Roy-Steiner analysis [30]. We also apply a consistent regularization procedure. Specifically, regularization of the 2π -exchange 3NF is carried out by Fourier transforming the expressions into coordinate space, see Eq. (2.11) of Ref. [31], and subsequently multiplying them with the regulator functions used in Ref. [9]:

$$V_{2\pi}^{3N}(\vec{r}_{12}, \vec{r}_{32}) \longrightarrow V_{2\pi}^{3N}(\vec{r}_{12}, \vec{r}_{32}) \left[1 - \exp\left(-\frac{r_{12}^2}{R^2}\right) \right]^6 \left[1 - \exp\left(-\frac{r_{32}^2}{R^2}\right) \right]^6. \quad (2)$$

Here, \vec{r}_{ij} denotes the relative distance between the nucleons i and j . For the one-pion-exchange-contact 3NF term proportional to the LEC D in Eq. (1), a similar procedure is employed to regularize the singular behavior with respect to the momentum transfer \vec{q}_3 . In addition, following Ref. [9], the contact interaction between the nucleons 1 and 2 is regularized by multiplying the momentum-space matrix elements with a nonlocal Gaussian regulator $\exp(-(p_{12}^2 + p_{12}'^2)/\Lambda^2)$, where $\vec{p}_{12} = (\vec{p}_1 - \vec{p}_2)/2$, $\vec{p}_{12}' = (\vec{p}_1' - \vec{p}_2')/2$ and $\Lambda = 2R^{-1}$. Finally, for the purely contact interaction proportional to the LEC E , we apply a nonlocal regulator in momentum space

$$V_{\text{cont}}^{3N} \longrightarrow V_{\text{cont}}^{3N} \exp\left(-\frac{4p_{12}^2 + 3k_3^2}{4\Lambda^2}\right) \exp\left(-\frac{4p_{12}'^2 + 3k_3'^2}{4\Lambda^2}\right), \quad (3)$$

where $\vec{k}_3 = 2(\vec{p}_3 - (\vec{p}_1 + \vec{p}_2)/2)/3$ and $\vec{k}_3' = 2(\vec{p}_3' - (\vec{p}_1' + \vec{p}_2')/2)/3$ are the corresponding Jacobi momenta. The numerical implementation of the regularization in the partial wave basis will be detailed in a separate publication. We have verified the correctness of the implementation by comparing two independent calculations of matrix elements of the 3NF.

The three-nucleon force at N²LO involves two LECs which govern the strength of the one-pion-exchange-contact and purely contact 3NF contributions and cannot be fixed from nucleon-nucleon scattering. Here and in what follows, we use the notation of Ref. [32] and express these LECs in terms of the dimensionless parameters c_D and c_E via

$$D = \frac{c_D}{F_\pi^2 \Lambda_\chi}, \quad E = \frac{c_E}{F_\pi^4 \Lambda_\chi}, \quad (4)$$

employing the value of $\Lambda_\chi = 700 \text{ MeV} \simeq M_\rho$ for the chiral-symmetry breaking scale. The determination of c_D and c_E requires at least two few- or many-nucleon low-energy observables. In this analysis we utilize a commonly adopted

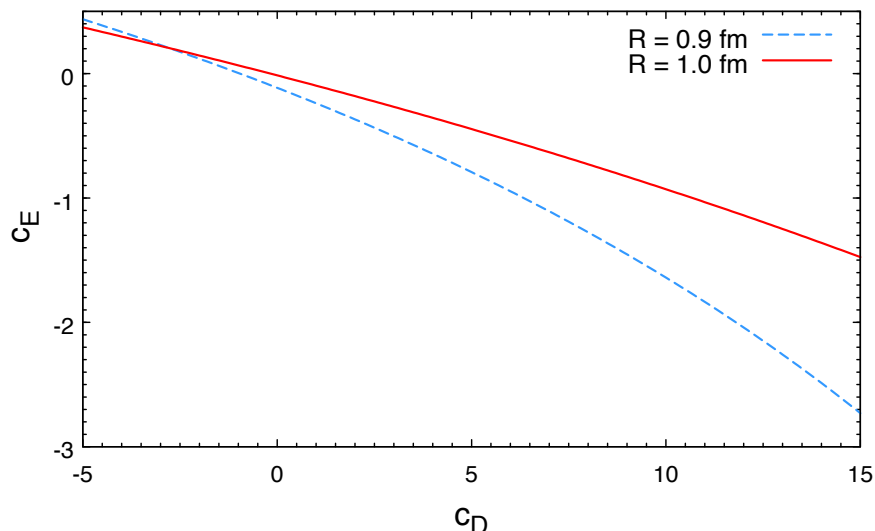


FIG. 1: (Color online) Correlation between the LECs c_D and c_E induced by the requirement to reproduce the ${}^3\text{H}$ binding energy for the cutoff choices of $R = 0.9$ fm (blue dashed line) and $R = 1.0$ fm (red solid line).

practice [32–36] and regard the ${}^3\text{H}$ binding energy as one such observable. Employing this constraint establishes a relation between the two LECs as visualized in Fig. 1 for the regulator choices of $R = 0.9$ fm and $R = 1.0$ fm, which leaves us with a single yet undetermined parameter c_D . Notice that when calculating the ${}^3\text{H}$ binding energy to determine c_E as function of c_D , we have taken into account the electromagnetic interaction between two neutrons as implemented in the AV18 potential [12]. On the other hand, the results presented in sections IV and V are based on the point-Coulomb interaction only. This small inconsistency is irrelevant at the accuracy level of our study.

A wide range of observables has been considered in the literature to constrain the remaining LEC. These include the neutron-deuteron doublet scattering length 2a [32, 36], triton beta decay [35], the ${}^4\text{He}$ binding energy [33], the point-proton radii of ${}^3\text{H}$ and/or ${}^4\text{He}$ and selected properties of few-nucleon systems [34, 37]. We also mention the approach of Ref. [38] to perform a global fit of LECs entering the two- and three-nucleon forces to NN scattering data in combination with few- and many-nucleon observables. In this paper we explore several possibilities for fixing c_D based solely on the nucleon-deuteron (Nd) experimental data. Such a procedure has an advantage of being insensitive to the four-nucleon force and exchange currents, which may affect observables in heavier systems and reactions involving electroweak probes, and gives us the opportunity to make predictions for nuclei with $A \geq 4$. Given that we only consider the leading contribution to the 3NF at N²LO, we do not use Nd polarization observables to determine the c_D/c_E values and restrict ourselves to the differential and total cross sections and 2a . Specifically, the differential cross section for elastic Nd scattering around its minimum at energies of $E_N \sim 50$ MeV and above¹ is well known to be sensitive to the 3NF contributions [39, 40].

In Fig. 2 we show the constraints on c_D resulting from the reproduction of the proton-deuteron differential cross section data at $E_N = 70$ and 135 MeV of Ref. [41] and $E_N = 108$ MeV of Ref. [42] for $\theta_{\text{c.m.}} \sim 128^\circ$ (using a single experimental point). Notice that there is a discrepancy between the data of Ref. [41] and the KVI measurement of the differential cross section at $E_N = 135$ MeV of Ref. [43]. We also show constraints emerging from the reproduction of the (derived) neutron-deuteron total cross section data of Ref. [44] at the same energies and the experimental value of ${}^2a = 0.645 \pm 0.008$ fm of Ref. [45]. In all calculations, the LEC c_E is set to reproduce the ${}^3\text{H}$ binding energy according to the correlation shown in Fig. 1. Notice further that we do not include the Coulomb interactions in our Nd scattering calculations. The effect of the Coulomb interaction in the cross section for the considered kinematics is below the statistical and systematic uncertainties of our analysis [46, 47]. We further emphasize that our scattering calculations are carried out including NN partial waves up to $j_{\text{max}} = 5$ and using a standard approximate treatment of the isospin $T = 3/2$ channels, see section III for further information on the partial wave truncation and Ref. [39] for more details. This is sufficient to obtain converged results for observables under consideration. We also neglect isospin $T = 3/2$ components of the 3NF when calculating Nd scattering observables, which are insignificant for the

¹ At low energy, the minimum in the differential cross section becomes less pronounced due to the S-wave dominance, and the sensitivity to the 3NF decreases.

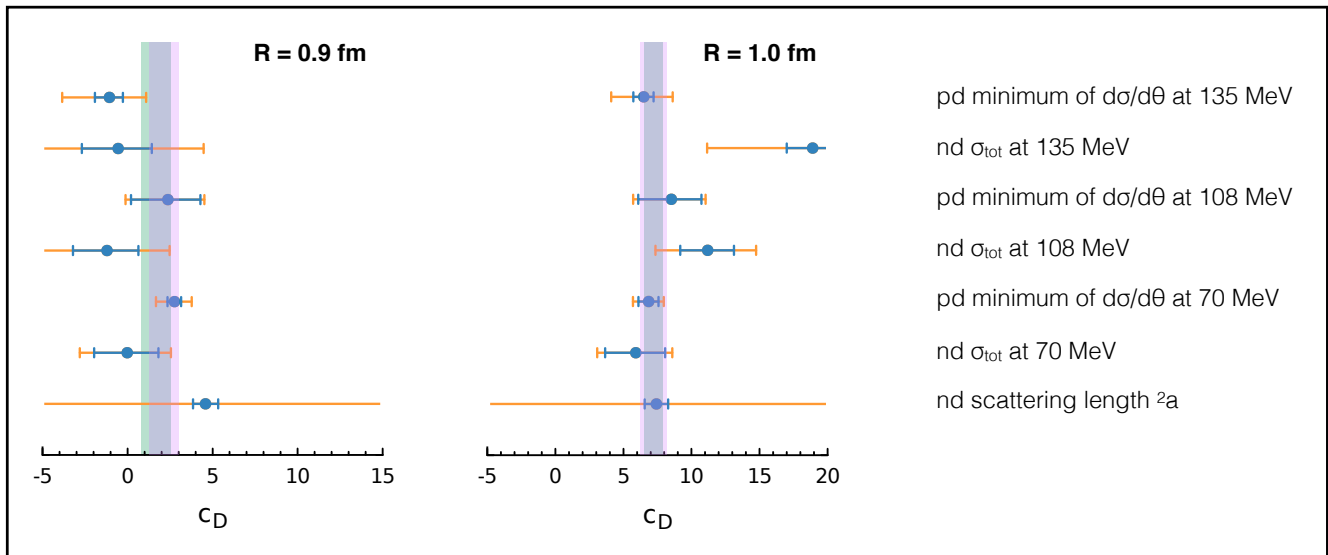


FIG. 2: (Color online) Determination of the LEC c_D from the differential cross section in elastic pd scattering, total nd cross section and the nd doublet scattering length 2a for the cutoff choices of $R = 0.9$ fm and $R = 1.0$ fm. The smaller (blue) error bars correspond to the experimental uncertainty while the larger (orange) error bars also take into account the theoretical uncertainty estimated as described in Ref. [20]. The violet (green) bands show the results from a combined fit to all observables (to observables up to $E_N = 108$ MeV).

observables we consider [48].

As shown in Fig. 2, the strongest constraint on c_D results from the cross section minimum at the lowest considered energy of $E_N = 70$ MeV. While the differential cross section data at $E_N = 135$ MeV have the same statistical and systematic errors, the significantly larger theoretical uncertainty at this energy leads to a less precise determination of c_D . It is also interesting to see that the doublet scattering length 2a , whose experimental value is known to a high accuracy of $\sim 1\%$, does not constrain c_D at N^2 LO. This is in line with the known strong correlation between 2a and the ${}^3\text{H}$ binding energy (the so-called Phillips line [49]), see also Ref. [35] for a similar conclusion. Performing a χ^2 fit to all considered observables, we obtain the values of $c_D = 1.7 \pm 0.8$ for $R = 0.9$ fm and $c_D = 7.2 \pm 0.7$ for $R = 1.0$ fm. When including the data only up to 108 MeV, the resulting c_D values read $c_D = 2.1 \pm 0.9$ for $R = 0.9$ fm and $c_D = 7.2 \pm 0.9$ for $R = 1.0$ fm. The corresponding c_E values are $c_E = -0.329^{+0.103}_{-0.106}$ ($c_E = -0.381^{+0.117}_{-0.122}$) for $R = 0.9$ fm and $c_E = -0.652 \pm 0.067$ ($c_E = -0.652^{+0.086}_{-0.087}$) for $R = 1.0$ fm using experimental data up to 135 MeV (up to 108 MeV).

It is important to address the question of robustness of our approach to determine the constants c_D and c_E . To this end, we performed fits to the Nd differential cross section data in a wider range of center-of-mass (c.m.) angles. In Fig. 3 we show the resulting description of the data along with the corresponding χ^2 as a function of c_D for the already mentioned pd data at $E = 70$ [41], 108 [42] and 135 MeV [41]. The actual calculations have been performed for $R = 0.9$ fm using five different c_D values namely $c_D = -2.0, 0.0, 2.0, 4.0$ and 6.0 . In all cases, the c_E -values are taken from the correlation line shown in Fig. 1. The shown χ^2 does not take into account the estimated theoretical uncertainty of our calculations. Notice further that in all cases, we have taken into account the systematic errors in addition to the statistical ones as given in Refs. [41, 43]. While the resulting c_D values at 70 MeV and 108 MeV are close to each other and also to the recommended value of $c_D \sim 2.1$ from the global fit quoted above, the fit to the $E = 135$ MeV data prefers a value of $c_D \sim -0.7$. However, taking into account the relatively large theoretical uncertainty at $E = 135$ MeV, the extracted values of c_D at all three energies are still compatible with each other, see the left graphs of Fig. 2 and left panels of 3.

III. ND SCATTERING

We are now in the position to discuss our predictions for nucleon-deuteron (Nd) scattering observables. To this aim, we calculate a $3N$ scattering operator T by solving the Faddeev-type integral equation [39, 50–52] in a partial wave momentum-space basis. Throughout this section, we restrict ourselves to the harder regulator value of $R = 0.9$ fm in

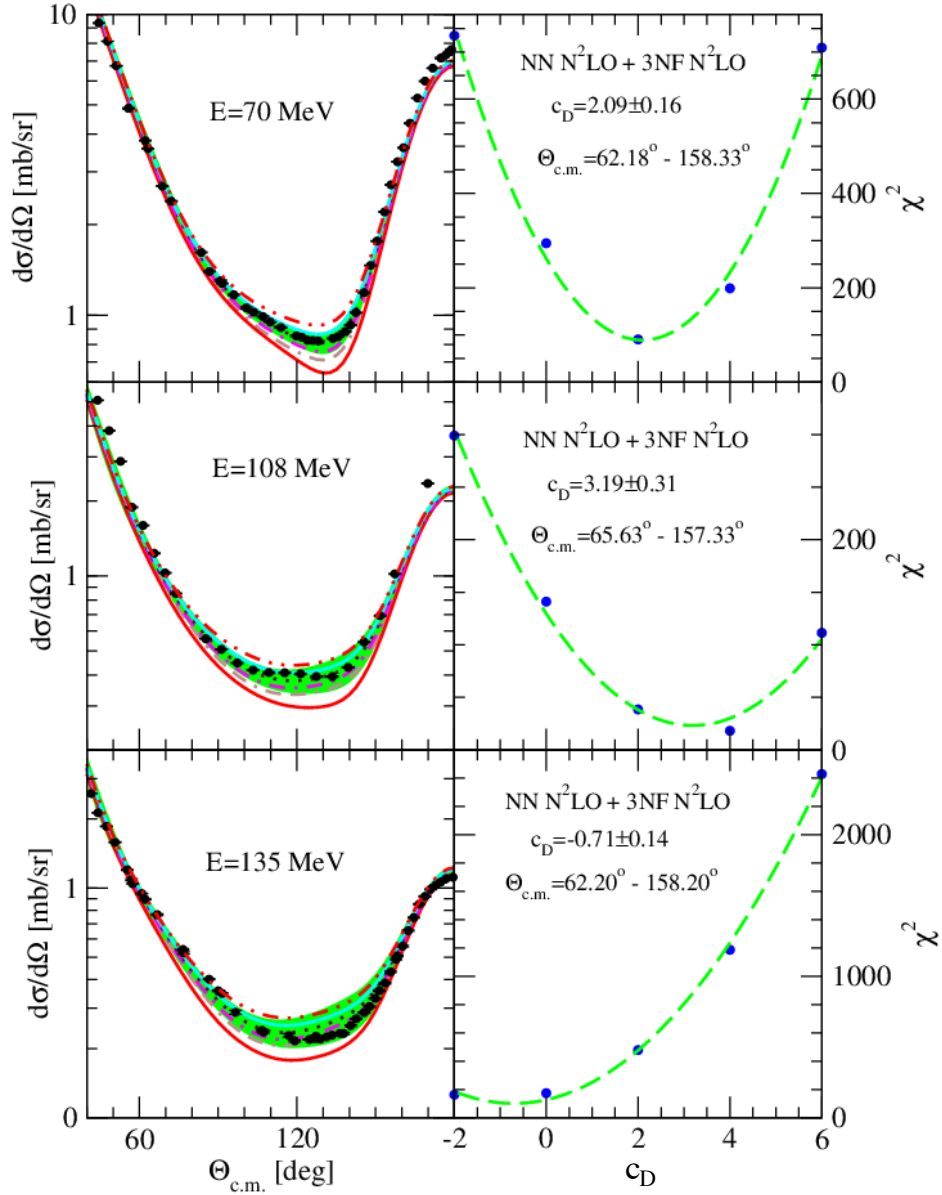


FIG. 3: (Color online) The nd elastic scattering cross section at the incoming neutron laboratory energies $E = 70, 108$ and 135 MeV. In the left panel, the solid (red) lines are predictions of the N²LO SCS NN potential with the regulator $R = 0.9$ fm. Combining this NN potential with the N²LO 3NF using five different (c_D, c_E) combinations leads to results shown by the (brown) double-dashed-dotted, (magenta) dashed-dotted, (maroon) dotted, (cyan) solid and (red) double-dotted-dashed lines for $c_D = -2.0, 0.0, 2.0, 4.0$ and 6.0 , respectively. The (green) bands show the estimated theoretical uncertainty of predictions at N²LO with $c_D = 2.0$. The corresponding c_E -values are in all cases taken from the correlation line shown in Fig. 1. The (black) dots depict pd data from Ref. [41] at $E = 70$ and $E = 135$ MeV and from Ref. [42] at $E = 108$ MeV. In the right panel, the χ^2 fits to the experimental data in the indicated angular regions based on these five pairs of (c_D, c_E) values are shown by dashed (green) lines. The legends in the right panel provide the best fit c_D values to the data at each laboratory energy over the indicated angular range.

order to cover a broader kinematical range up to $E_{lab} = 250$ MeV² and focus on a very restricted set of observables. A more detailed discussion of Nd elastic and breakup scattering at N²LO will be published elsewhere. Since we are going

² The results for low-energy scattering observables using $R = 1.0$ fm are comparable to the ones using $R = 0.9$ fm, see also Ref. [22] for a similar conclusion for calculations based on NN forces only. More details will be given in a separate publication [29].

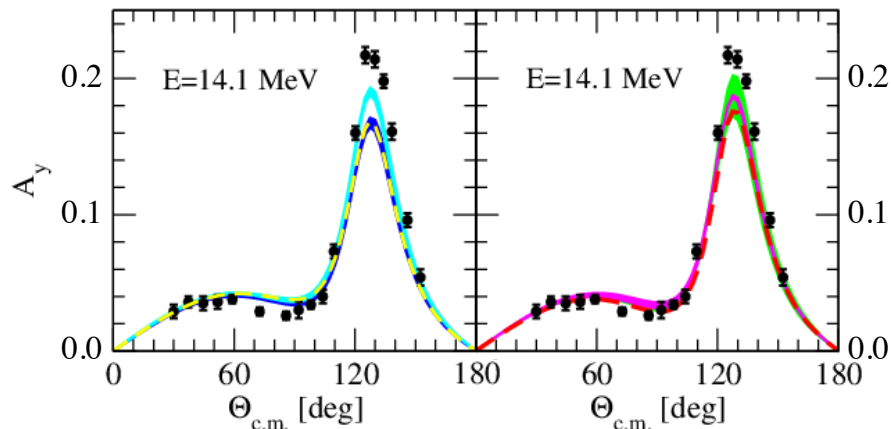


FIG. 4: (Color online) The neutron analyzing power A_y in nd elastic scattering at $E_n = 14.1$ MeV. The left panel shows the predictions based on the phenomenological NN potentials AV18, CD Bonn, Nijm1 and Nijm2 alone (blue band) or in combination with the TM99 3NFs (cyan band). The dashed (yellow) line is the result based on the AV18 NN potential in combination with the Urbana IX 3NF. In the right panel, the dashed (red) line is the prediction of the N²LO SCS NN potential with the regulator $R = 0.9$ fm. The (magenta) band covers the predictions obtained with this N²LO NN potential combined with the N²LO 3NF using $c_D = -2.0 \dots 6.0$ (and the corresponding c_E values fixed from the correlation line). The (green) band gives the estimated theoretical uncertainty at N²LO for the value of $c_D = 2.0$. The (black) dots depict pd data from Ref. [53].

to compare our 3N scattering predictions with pd data, we have replaced the neutron-neutron (nn) components of the NN potential with the corresponding proton-proton (pp) ones (with the Coulomb force being subtracted). Further, in order to provide converged results, we have solved the 3N Faddeev equations by taking into account all partial wave states with the 2N total angular momenta up to $j_{max} = 5$ and 3N total angular momenta up to $J_{max} = 25/2$. The 3NF was included up to $J_{max} = 7/2$.

At low energies, the most interesting observable is the analyzing power A_y for nd elastic scattering with polarized neutrons. Theoretical predictions of the phenomenological high-precision NN potentials such as the AV18 [12], CD-Bonn [13], Nijm1 and Nijm2 [14] fail to explain the experimental data for A_y as visualized in Fig. 4. The data are underestimated by $\approx 30\%$ in the region of the A_y maximum which corresponds to the c.m. angles of $\Theta_{c.m.} \approx 125^\circ$. Combining these NN potentials with the 2π -exchange TM99 3NF model [54] removes approximately only half of the discrepancy to the data (see Fig. 4). That effect is, however, model dependent: if the Urbana IX 3NF model [55] is used instead of the TM99 3NF, one observes practically no effects on A_y , see the left panel of Fig. 4. The predictions for the A_y based on the chiral NN potentials appear to be similar to those of phenomenological models, see [22] and references therein. Combining the N²LO SCS chiral potential with the N²LO 3NF only slightly improves the description of A_y . The behavior is qualitatively similar to the one observed for the TM99 3NF, but the effect is ~ 2 times smaller in magnitude. Interestingly, the theoretical predictions appear to be quite insensitive to the actual value of c_D as visualized by a rather narrow magenta band in the right panel of Fig. 4, which corresponds to the variation of $c_D = -2.0 \dots 6.0$. In fact, this observable is well known to be very sensitive only to 3P_j NN force components [56], while both 3NF contact interactions act predominantly in the S-waves. On the other hand, the theoretical uncertainty at N²LO is rather large and, in fact, comparable in magnitude with the observed deviation between the predictions and experimental data. It would be interesting to see whether the A_y -puzzle would persist upon inclusion of higher-order corrections to the 3NF. As for other Nd elastic scattering observables at low energy, we found the effects of the chiral 3NF at N²LO to be rather small, and the good description of the data, already reported in Ref. [20] for the calculations based on the NN forces, remains intact after inclusion of the 3NF.

At intermediate energies, the effects of the 3NF start to become more pronounced. In particular, as already discussed in section II, the differential cross section is significantly underestimated in the minimum region when calculated based on NN forces only. The same pattern is observed in calculations based on the high-precision phenomenological potentials as well. The improved description of Nd elastic scattering cross section data up to about 130 MeV upon inclusion of the N²LO 3NF resembles the situation found in calculations based on phenomenological 3NFs [40, 57] such as the TM99 [54] and Urbana IX [55] models. On the other hand, the inclusion of the available 3NFs has so far not provided an explanation of the growing discrepancies between the cross section data and theoretical predictions at larger energies and backward angles as exemplified in Fig. 5 for $E_N = 250$ MeV. The astonishing similarity of the predictions based on phenomenological models and chiral interactions can presumably be traced back to the

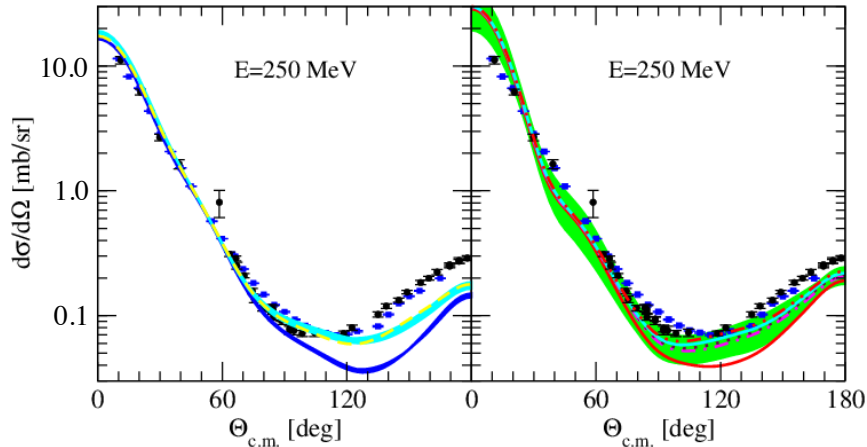


FIG. 5: (Color online) The nd elastic scattering cross section at $E_n = 250$ MeV. The lines and bands in the left (right) panel are the same as in the left (left) panel of Fig. 4 (Fig. 3). (Black) dots depict the pd data from Ref. [58] while (blue) squares are nd data from Ref. [59].

fact that the basic mechanism underlying these 3NF's is the 2π -exchange. It is also interesting to observe that the N²LO theoretical predictions are rather insensitive to the variation of c_D , c_E . Clearly, the convergence of the chiral expansion at such high energies is expected to be rather slow as reflected by the broad error band in the right panel of this figure. In fact, given the theoretical uncertainty of our N²LO results, the description of the experimental data appears to be adequate at this chiral order.

Finally, as a representative example, we show in Fig. 6 our predictions for the complete set of analyzing powers at $E = 70$ MeV together with the estimated theoretical uncertainty. Except for the tensor analyzing power T_{21} at backward angles, we observe a reasonably good description of the data given the uncertainty of our results. Clearly, one will have to go to higher chiral orders in order to improve the accuracy of the calculations and to perform more quantitative tests of the theory. Work along these lines is in progress.

IV. GROUND STATE ENERGIES FOR p -SHELL NUCLEI

For p -shell nuclei, we use No-Core Configuration Interaction (NCCI) methods to solve the many-body Schrödinger equation. These methods have advanced rapidly in recent years and one can now accurately solve fundamental problems in nuclear structure and reaction physics using realistic interactions, see e.g., Ref. [61] and references therein. Here we follow Refs. [62, 63] where, for a given interaction, we diagonalize the resulting many-body Hamiltonian in a sequence of truncated harmonic-oscillator (HO) basis spaces. The goal is to achieve convergence as indicated by independence of the basis parameters, but in practice we use extrapolations to estimate the binding energy in the complete (but infinite-dimensional) space [62, 64–67]. These NCCI calculations were performed on the Cray XC30 Edison and Cray XC40 Cori at NERSC and the IBM BG/Q Mira at Argonne National Laboratory, using the code MFDn [68–70].

In order to improve the convergence behavior of the bound state calculations we employ the Similarity Renormalization Group (SRG) [71–74] approach that provides a straightforward and flexible framework for consistently evolving (softening) the Hamiltonian and other operators, including three-nucleon interactions [75–78]. In the presence of explicit 3NFs, this additional softening of the chiral interaction is necessary in order to obtain sufficiently converged results on current supercomputers for p -shell nuclei. The flow equation for the three-body system is solved using a HO Jacobi-coordinate basis [78]. The SRG evolution and subsequent transformation to single-particle coordinates were performed on a single node using an efficient OpenMP parallelized code.

As a consequence of the softening of the interaction, our results may depend on the SRG parameter α , because we do not incorporate any induced interactions beyond 3NFs. Without explicit 3NFs, this dependence appears to be negligible, see Fig. 7: for ${}^4\text{He}$ the results with and without SRG evolution are within about 10 keV of each other, and for ${}^{12}\text{C}$ the difference between the ground state energies at $\alpha = 0.04$ and $\alpha = 0.08$ fm⁴ is significantly less than the estimated extrapolation uncertainty. Once we add explicit 3NFs to the NN potential we find that the results for ${}^4\text{He}$ do depend on the SRG parameter, and that this dependence increases as we evolve the interaction further ($\alpha = 0$ corresponds to the interaction without SRG). However, for $A \geq 6$ this dependence becomes of the same order as (or

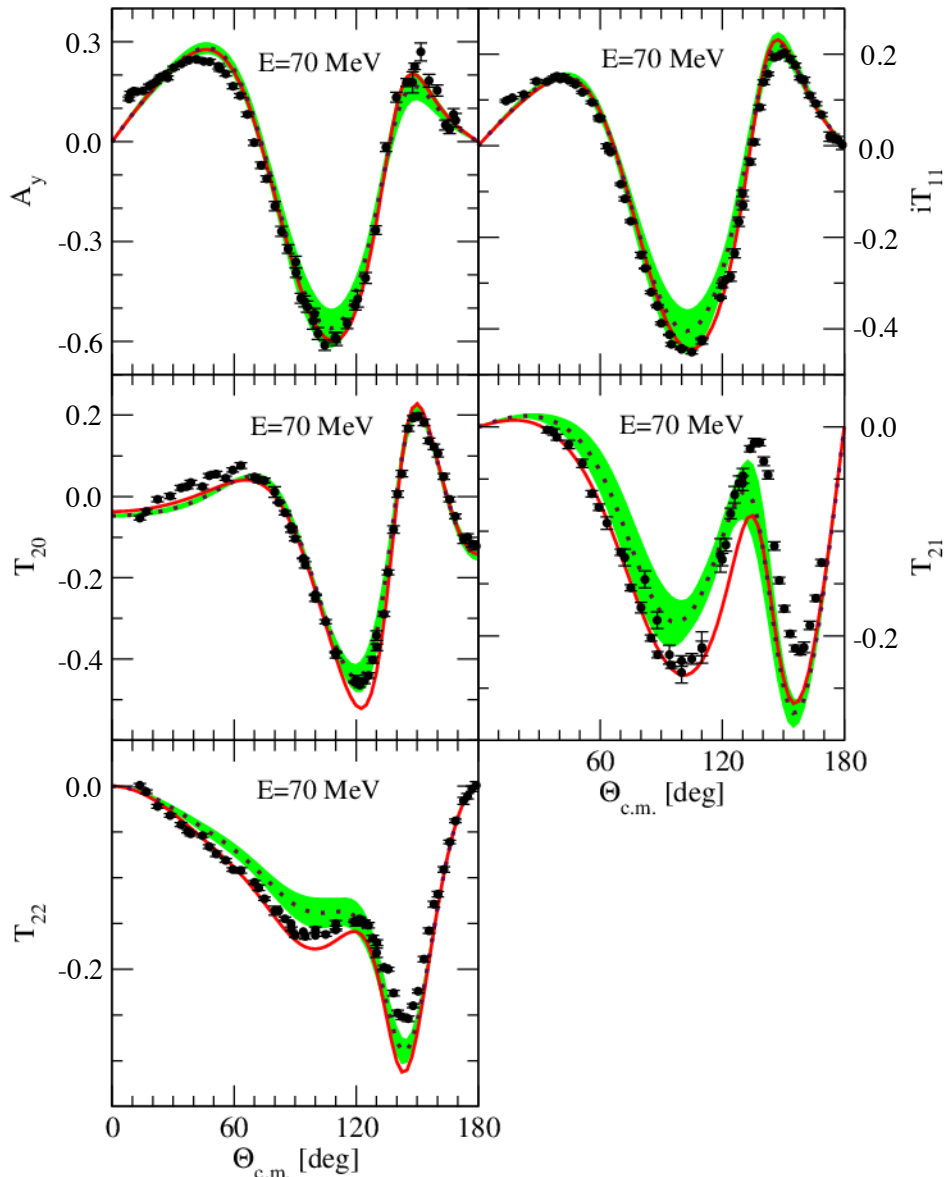


FIG. 6: (Color online) The nd elastic scattering neutron (A_y) and deuteron (iT_{11}) vector analyzing powers as well as deuteron tensor analyzing powers T_{20} , T_{21} and T_{22} at the incoming neutron laboratory energy $E = 70$ MeV. The solid red lines are predictions of the N²LO SCS NN potential with the regulator $R = 0.9$ fm. Combining that NN potential with N²LO 3NF with strengths of the contact terms ($c_D = 2.0, c_E = -0.3446$) leads to results shown by the dotted maroon lines with their estimated theoretical uncertainty depicted by the green bands. The black dots depict pd data for A_y at $E = 65$ MeV from Ref. [60] and for other analyzing powers at $E = 70$ MeV from Ref. [41].

smaller than) our extrapolation uncertainty estimate. We can combine the extrapolation uncertainty and the SRG dependence (estimated by taking the difference between the binding energies at $\alpha = 0.04$ and $\alpha = 0.08$ fm⁴) into a single numerical uncertainty estimate, treating them as independent.

In Fig. 7 we also see that the binding energies depend in a nontrivial way on the values of c_D and c_E . In particular, as we increase c_D (and change the corresponding c_E accordingly) the ground state energy of ⁴He increases, whereas that of ¹²C decreases with increasing c_D . It turns out that for $A = 6$ and 7 the binding energy is nearly independent (within our numerical uncertainty estimates) of the actual value of c_D , whereas starting from $A = 8$ we do see a systematic decrease of the ground state energy with increasing c_D , at least for $R = 1.0$ fm and values of c_D between 2 and 8 [28]. Furthermore, this dependence on c_D seems to be stronger as one moves away from $N = Z$.

We have visualized our results for the ground state energies of $A = 4$ to 12 nuclei in Fig. 8, for the regulator of

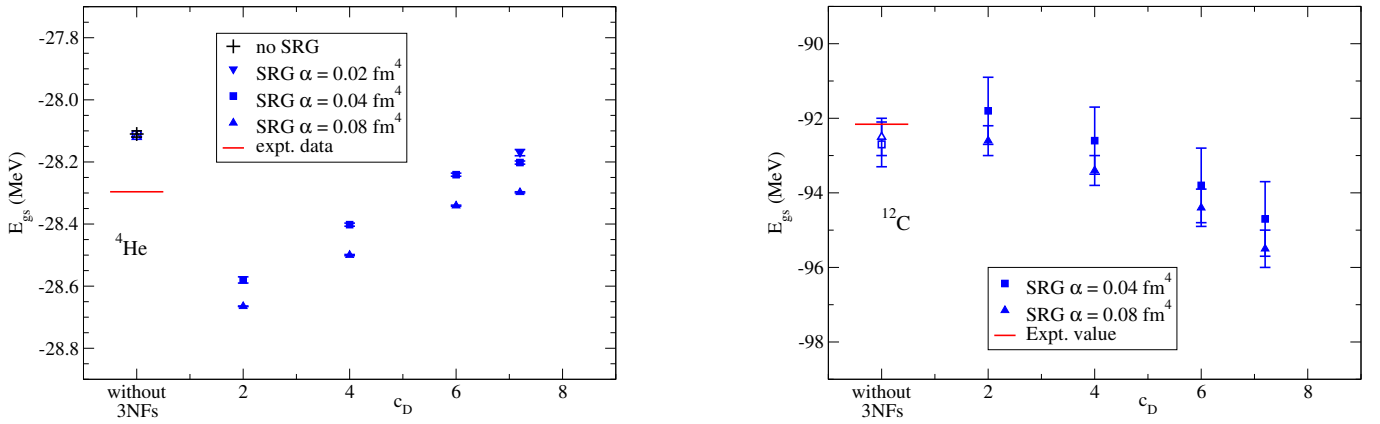


FIG. 7: Extrapolated ground state energy for ^4He (left) and ^{12}C (right) using chiral N^2LO interactions with regulator $R = 1.0 \text{ fm}$, and SRG evolution parameters $\alpha = 0.02, 0.04, \text{ and } 0.08 \text{ fm}^4$, with and without explicit 3NFs. The error bars correspond to the extrapolation uncertainty estimates only.

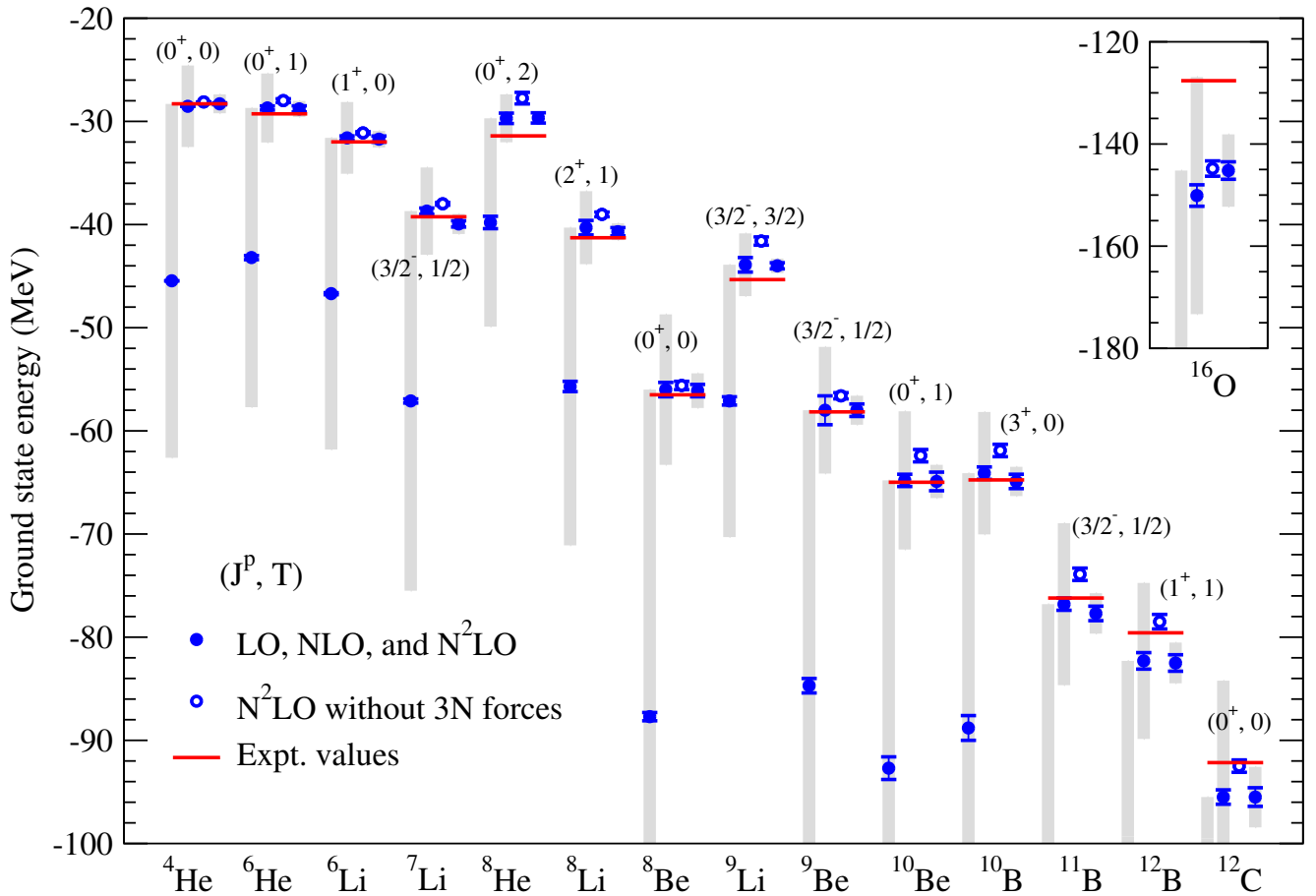


FIG. 8: (Color online) Calculated ground state energies in MeV using chiral LO, NLO, and N^2LO interactions at $R = 1.0 \text{ fm}$ (blue symbols) in comparison with experimental values (red levels). For each nucleus the LO, NLO and N^2LO results are the left, middle and right symbols and bars, respectively. The open blue symbols correspond to incomplete calculations at N^2LO using NN-only interactions. Blue error bars indicate the NCCI extrapolation uncertainty and, where applicable, an estimate of the SRG dependence. The shaded bars indicate the estimated truncation error at each chiral order following [20]. Note that the LO results for $A = 11, 12$, and for ^{16}O are off the scale, but (part of) the corresponding shaded uncertainty bar is included.

$R = 1.0$ fm. The results at N²LO are all obtained with the preferred values of $c_D = 7.2$ and $c_E = -0.671$ for the LECs, and an SRG parameter of $\alpha = 0.08$ fm⁴. The open blue symbols correspond to *incomplete* calculations at N²LO using NN-only interactions (with induced 3NFs), whereas the complete N²LO calculations including 3NFs are shown by solid symbols. For comparison, we have also included the results at LO and NLO with $R = 1.0$ fm. For $A = 4$ through 9 these calculations at LO and NLO were performed without SRG evolution [22]; the results for $A = 10, 11, 12$, and ¹⁶O in Fig. 8 are for an SRG parameters of $\alpha = 0.08$ fm⁴, and include induced 3NFs. (Note that at LO and NLO there are no 3NFs.)

For all $A = 4$ to 12 nuclei the ground state energies decrease when we add the 3NFs with the preferred LECs to the NN interaction at N²LO, see Fig. 8. For ⁴He this decrease is very small, but for $A = 6$ and larger this decrease is at least half an MeV, growing to a decrease of about 3 MeV in the ground state energy of ¹²C. Up to $A = 10$ the ground state energies with the 3NFs are significantly closer to their experimental values than without; however, for $A = 12$ the decrease of the ground state energies moves them further away from the experimental value. In contrast, for ¹⁶O (see the inset in Fig. 8) the binding energy at N²LO is, within the numerical uncertainties, the same with or without 3NFs, and significantly below the experimental value.

We also show the chiral truncation error estimate for these ground state energies following Refs. [5, 9, 20, 22]. To be specific, following this method implies that the chiral error estimate at LO is, in practice, determined by $\delta E^{(0)} = \max(|E^{(2)} - E^{(0)}|, |E^{(3)} - E^{(0)}|)$, and at NLO and N²LO by $Q\delta E^{(0)}$ and $Q^2\delta E^{(0)}$ respectively, where Q is the chiral expansion parameter. Up to $A = 9$ we use $Q = M_\pi/\Lambda_b \approx 0.23$, but for $A = 10$ and above the average relative momentum scale of the nucleons inside the nucleus increases, to about 185 MeV for ¹⁶O, corresponding to $Q \approx 0.3$ [22]. (It turns out that the chiral error estimate with 3NFs included at N²LO is up to about 10% smaller than those without 3NFs for $A = 6$ to 12.)

For most of the 15 nuclei in Fig. 8, our complete results at N²LO agree, to within the chiral error estimate, with the experimental values; the exceptions are ⁸He, ⁹Li, ¹²B, ¹²C, and ¹⁶O. Both ⁸He and ⁹Li are slightly underbound in our calculations; they are also both weakly-bound and neutron-rich. Small changes in either the two-neutron force or the three-neutron force (neither of which are very well constrained experimentally) could potentially have significant effects on these neutron-rich nuclei. In this respect it is also interesting to note that the effect of the 3NFs is noticeably larger for ⁸He and ⁹Li than for ⁸Be and ⁹Be. On the other hand, ¹⁶O is noticeably overbound at N²LO, with or without 3NFs, see also Ref. [79] for a related discussion in the context of nuclear lattice simulations. This overbinding starts at $A = 12$, where, with 3NFs, both ¹²B and ¹²C are overbound, with the experimental value only slightly outside the chiral truncation error estimate, and seems to be systematic for the heavier nuclei.

Table I gives our calculated results at N²LO for both $R = 0.9$ fm and $R = 1.0$ fm. Although the qualitative behavior is similar for the two regulator values, that is, the explicit 3NFs at N²LO decrease the ground state energy for all $A = 6$ to 12 nuclei, the additional binding from these 3NFs is significantly larger at $R = 0.9$ fm than at $R = 1.0$ fm. For both regulator values the additional binding from the 3NFs leads to a better agreement with the data up to about $A = 10$ or 11. Furthermore, the regulator dependence is noticeably smaller with the 3NFs included than without these contributions.

However, inclusion of the 3NFs leads to a noticeably overbinding for both ¹²B and ¹²C, whereas the effect of the 3NFs is surprisingly small for ¹⁶O, and does not move the ¹⁶O binding energy any closer to experiment. Note that a smaller value of c_D would give better agreement with the experimental binding energy for ¹²C: with a values of $c_D = 2.0$ and $c_E = -0.193$ for the LECs using $R = 1.0$ fm, the ground state energy of ¹²C is in perfect agreement with its experimental value, see Fig 7.

It is interesting to compare our results to similar calculations using different versions of the chiral interactions. Our N²LO results for the ground state energies of p -shell nuclei are in a qualitative agreement with the Green's function Monte Carlo calculations reported in [36] and based on the local NN potentials with explicit Δ contributions to the two-pion exchange, accompanied with the locally regularized 3NF at N²LO. In particular, the ground state energy of ¹²C, the heaviest nucleus considered in that work, appears to be slightly overbound at N²LO. It is, however, difficult to make a more quantitative comparison since the authors of that paper do not show results at lower chiral orders and at N²LO using NN interactions only. Also no estimation of the theoretical uncertainty is provided. Another local version of the chiral NN interaction, constructed in Refs. [80, 81] and accompanied with the locally regularized 3NF at N²LO, was employed in Refs. [82, 83] to calculate properties of nuclei up to $A = 16$ using the auxiliary field diffusion Monte Carlo methods. This interaction leads to similar results at LO, showing typically a strong overbinding for all nuclei. The NLO local forces used in Refs. [82, 83], however, turn out to be considerably more repulsive than the semilocal interactions employed in our analysis, which results in underbinding for most of the considered nuclei. Still, their NLO results are consistent with ours and with experimental data within errors. At N²LO, the authors of Refs. [82, 83] do not provide results based on the NN interactions only, leaving no possibility to quantify 3NF effects in their scheme. It is furthermore found in Ref. [82] that, while being equivalent modulo higher-order terms, different operator choices of the contact 3NF at N²LO may induce large differences for the ¹⁶O binding energy for (very) soft cutoff values. This indicates that subleading short-range 3NF contributions may play an important role, especially for

Nucleus	J^P	N_{\max}	α [fm ⁴]	$R = 0.9$ fm		$R = 1.0$ fm		Exp.
				NN + 3NF _{induced}	NN + 3NF	NN + 3NF _{induced}	NN + 3NF	
⁴ He	0 ⁺	14	0.04	27.231 ± 0.006	28.425 ± 0.004	28.113 ± 0.006	28.202 ± 0.005	28.296
			0.08	27.233 ± 0.002	28.502 ± 0.002	27.119 ± 0.001	28.298 ± 0.002	
⁶ He	0 ⁺	12	0.04	27.00 ± 0.16	28.73 ± 0.15	27.88 ± 0.15	28.55 ± 0.15	29.27
			0.08	27.10 ± 0.10	28.94 ± 0.08	27.99 ± 0.14	28.79 ± 0.08	
⁶ Li	1 ⁺	12	0.04	30.15 ± 0.15	31.79 ± 0.18	31.02 ± 0.13	31.49 ± 0.16	31.99
			0.08	30.24 ± 0.07	32.00 ± 0.07	31.12 ± 0.08	31.72 ± 0.06	
⁷ Li	$\frac{3}{2}^-$	10	0.04	36.89 ± 0.25	39.04 ± 0.30	37.91 ± 0.20	38.66 ± 0.28	39.24
			0.08	36.92 ± 0.12	39.19 ± 0.14	37.99 ± 0.11	38.94 ± 0.14	
⁸ He	0 ⁺	10	0.04	26.9 ± 1.0	29.6 ± 0.5	27.5 ± 0.4	29.3 ± 0.4	31.41
			0.08	26.87 ± 0.4	29.88 ± 0.4	27.75 ± 0.5	29.66 ± 0.4	
⁸ Li	2 ⁺	10	0.04	37.87 ± 0.3	40.85 ± 0.4	38.92 ± 0.3	40.38 ± 0.4	41.28
			0.08	37.90 ± 0.15	41.07 ± 0.25	39.02 ± 0.2	40.70 ± 0.2	
⁸ Be	0 ⁺	10	0.04	53.7 ± 0.3	56.2 ± 0.5	55.4 ± 0.4	55.6 ± 0.5	56.50
			0.08	53.8 ± 0.2	56.6 ± 0.3	55.6 ± 0.3	56.1 ± 0.3	
⁹ Li	$\frac{3}{2}^-$	10	0.04	40.5 ± 0.4	44.1 ± 0.4	41.6 ± 0.4	43.9 ± 0.4	45.34
			0.08	40.44 ± 0.2	44.50 ± 0.2	41.63 ± 0.3	44.04 ± 0.2	
⁹ Be	$\frac{3}{2}^-$	10	0.04	54.8 ± 0.4	57.8 ± 0.5	56.5 ± 0.4	57.5 ± 0.5	58.16
			0.08	54.81 ± 0.2	58.42 ± 0.25	56.57 ± 0.2	58.04 ± 0.25	
¹⁰ Be	0 ⁺	8	0.08	60.4 ± 0.5	65.6 ± 0.5	62.4 ± 0.5	64.9 ± 0.5	64.98
¹⁰ B	3 ⁺	8	0.08	60.0 ± 0.5	66.0 ± 0.5	61.9 ± 0.5	64.9 ± 0.5	64.75
¹¹ B	$\frac{3}{2}^-$	8	0.08	71.7 ± 0.5	78.8 ± 0.5	73.9 ± 0.5	77.7 ± 0.5	76.21
¹² B	1 ⁺	8	0.08	76.2 ± 0.5	83.7 ± 0.6	78.5 ± 0.6	82.5 ± 0.5	79.58
¹² C	0 ⁺	8	0.08	89.7 ± 0.4	96.9 ± 0.5	92.5 ± 0.5	95.5 ± 0.5	92.16
¹⁶ O	0 ⁺	8	0.08	140.6 (CR-CC)	146.9 ± 0.8	144.8 ± 0.6	145.2 ± 0.8	127.62

TABLE I: Extrapolated binding energies of $A = 6$ to 12 nuclei in MeV, as well as ⁴He and ¹⁶O, with the chiral interactions at N²LO using semilocal coordinate space regulators, as well as SRG evolution to improve numerical convergence of the many-body calculations. For the LEC c_D , we use the value of $c_D = 2.1$ for $R = 0.9$ fm and $c_D = 7.2$ for $R = 1.0$ fm. The uncertainty estimate is only the extrapolation uncertainty in the many-body calculation, and does not include any SRG uncertainty, the chiral truncation error, nor any uncertainty due to uncertainties in the LECs.

soft choices of the regulator. The description of the ground state energies of nuclei up to $A = 16$ reported in Ref. [83] at N²LO is comparable to ours, but the results for ¹²C and ¹⁶O show the opposite trend of being underbound. We further emphasize that the short-range part of the 3NF was constrained in that paper in the $A = 5$ system using experimental data on n - α scattering, while all results of our calculations for $A \geq 4$ are parameter-free predictions.

V. EXCITATION ENERGIES FOR p -SHELL NUCLEI

In Fig. 9 we present our results for the excitation energies for selected states of $A = 6$ to 12 nuclei, at N²LO with $R = 1.0$ fm, first without explicit 3NFs (open blue symbols), then with explicit 3NFs using the preferred values of $c_D = 7.2$, $c_E = -0.671$ for the LECs (closed blue symbols), and followed by the experimental values. All of the shown results were obtained in the largest achievable basis space in the N_{\max} truncation, and for a fixed SRG parameter of $\alpha = 0.08$ fm⁴ and fixed HO basis parameter of $\hbar\omega = 20$ MeV. We include the maximum of the difference between our results at $\hbar\omega = 20$ MeV and those at $\hbar\omega = 16$ MeV or $\hbar\omega = 24$ MeV as a rough estimate of the numerical uncertainty of our calculations.

The results clearly show that including the 3NFs move the excitation energies for most of these states closer to the experimental values. There are only two significant exceptions, both for $A = 12$: the lowest 2⁺ state of ¹²B and the lowest 1⁺ state of ¹²C. Both of these two states are in better agreement with experiment without 3NFs than with the 3NFs, and for both, including the 3NFs lowers the excitation energies significantly.

In ¹²B we actually find that the lowest 2⁺ state becomes the ground state when the 3NFs are included, at almost one MeV below the actual 1⁺ ground state. From Fig. 8 we can see that also the 1⁺ ground state becomes deeper bound when the 3NFs are included, but the additional binding from the 3NFs is apparently stronger for the lowest 2⁺ state than for the lowest 1⁺ state. In contrast, the excitation energies of the other excited states of ¹²B increase when the 3NFs are included, and move considerably closer to their experimental values.

The excitation energy of the lowest 1⁺ state of ¹²C (with $T = 0$; the analog state of the ground state of ¹²B is around 15 MeV, in agreement with experiment) drops by about 4 MeV when the 3NFs are included, from about

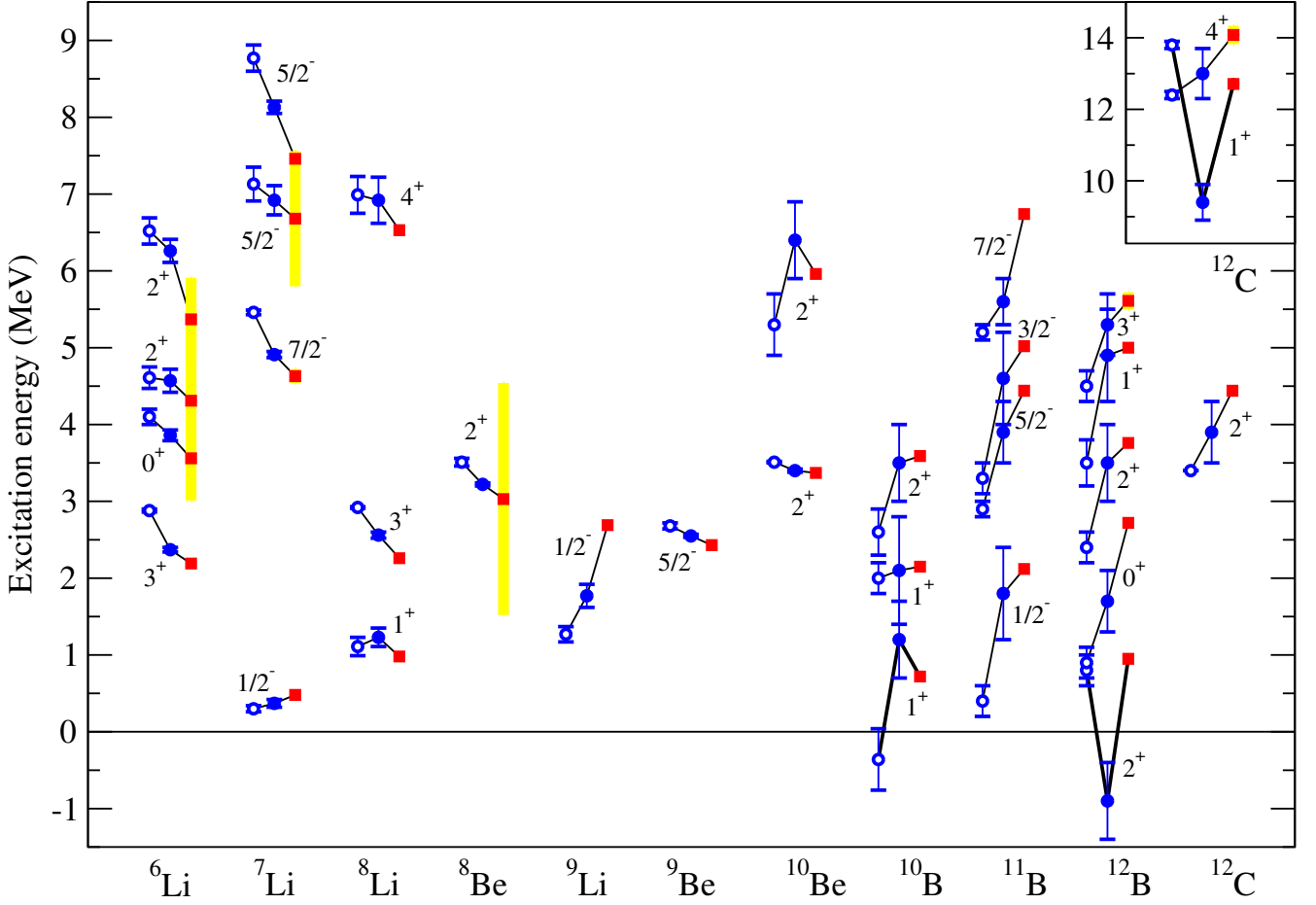


FIG. 9: (Color online) Calculated excitation energies in MeV using chiral N^2LO at $R = 1.0$ fm with and without explicit 3NFs for a fixed SRG parameter of $\alpha = 0.08$ fm⁴ and fixed HO basis parameter of $\hbar\omega = 20$ MeV. Results are presented as open blue circles for calculations without explicit 3NFs, solid blue dots for calculations including 3NFs using $c_D = 7.2$ and red squares for experimental values. The yellow bars are the experimental width of broad resonances. We define an ‘uncertainty range’ for our calculations by the maximum of the difference between calculations at $\hbar\omega = 20$ MeV and those at $\hbar\omega = 16$ MeV or $\hbar\omega = 24$ MeV.

14 MeV to below 10 MeV, whereas the experimental value is at 12.7 MeV. We find a similar dependence of this state on the 3NFs using the regulator $R = 0.9$ fm, and also with the Entem–Machleidt chiral N^3LO NN potential plus N^2LO 3NFs [84, 85]. Of course, our calculations are not converged, and in particular for ^{12}C it is known that the first excited 0^+ state (the Hoyle state) cannot be represented in the finite HO bases that we are employing in our calculations, and is indeed absent from the low-lying spectrum in our calculations in basis spaces up to $N_{\max} = 10$. It is possible that this 1^+ state is also sensitive to configurations that are beyond $N_{\max} = 10$, whereas the 2^+ and 4^+ excited states are rotational excitations of the ground state and having a similar structure as the ground state and, therefore, converge at similar rates as the ground state.

In the case of ^{10}B we find the now-accepted result of obtaining a 1^+ ground state without 3NFs [86] instead of the observed 3^+ ground state. When we include consistent 3NFs, we do obtain a 3^+ ground state in concert with experiment, as may be expected [34]. The excitation energies of the two additional ^{10}B states shown in Fig. 9, the second 1^+ state and a 2^+ state, move closer to experiment with the addition of the 3NFs as well. However, the two low-lying 1^+ states exhibit a strong mixing [77], which results in a large basis space dependence for these two states, as well as sensitivity to the SRG parameter, preventing us from reliably extracting their excitation energies.

Although these three states are sensitive to the LECs c_D and c_E , we do find a qualitatively similar effect if we change c_D over a range from 2 to 8 [28]. However, a lower value of c_D would improve the agreement with experiment for the 1^+ state of ^{12}C and the 2^+ state of ^{12}B : with $c_D = 2.0$ and $c_E = -0.193$ the 2^+ state of ^{12}B becomes essentially degenerate with the 1^+ ground state, and the excitation energy of the 1^+ state of ^{12}C becomes about 11.2 MeV, that is, significantly closer to the experimental value. For ^{10}B the situation is much more complicated, due to the strong

mixing between the lowest two 1^+ states as a function of the basis truncation parameters N_{\max} and $\hbar\omega$ [77]. Note however that none of these excitation energies are very well converged. The excitation energies of most of the other states shown here are significantly less sensitive to the LECs.

Another interesting observation is that for $A = 6, 7,$ and 8 the inclusion of the 3NFs tends to reduce the excitation energies, whereas for $A = 10, 11,$ and 12 the inclusion of the 3NFs tends to increase the excitation energies (with the exception of the aforementioned three states). Furthermore, both tendencies move the excitation energies closer to their experimental values. Nevertheless, even with the 3NFs included, the calculated excitation energies tend to be too large for $A = 6, 7,$ and 8 (i.e. the spectrum is too spread out), whereas for $A = 11$ and 12 they tend to be too small (i.e. the spectrum is too compressed).

VI. SUMMARY AND OUTLOOK

In this paper we applied the SCS N^2 LO chiral NN potential combined with the N^2 LO 3NF, regularized in the same way, to selected properties of few- and many-nucleon systems up to $A = 16$. The main findings of our study can be summarized as follows:

- We have explored the possibility to determine the LECs c_D and c_E from a range of observables in the 3N system. To this aim we first computed numerically the LECs c_E as a function of c_D from the requirement that the ^3H binding energy is correctly reproduced. To fix the value of c_D we have calculated the Nd doublet scattering length as well as the differential and total cross sections in Nd scattering at various energies. By taking into account the estimated truncation error at N^2 LO, we found the Nd doublet scattering length to yield only very weak constraints on the allowed c_D values. These findings support the conclusions of Ref. [35] and can be traced back to the strong correlation between this observable and the ^3H binding energy known as the Phillips line [49]. From the considered 3N observables, the strongest constraint on the c_D values is found to emerge from the precise experimental data of Ref. [41] for the differential cross section at $E_N = 70$ MeV in its minimum region. The constraints on the LEC c_D placed by all considered observables appear to be mutually consistent within errors with the only exception of the total cross section at $E_N = 135$ MeV for the softer cutoff of $R = 1.0$ fm. A global analysis of all considered scattering observables is shown to allow for a precise determination of the LEC c_D for both considered cutoff values.
- The resulting nuclear Hamiltonian at N^2 LO has been applied to a selected range of other observables in elastic Nd scattering. For the low-energy nucleon analyzing power A_y , the application of consistent chiral interactions supports earlier findings based on the phenomenological NN potentials accompanied by the TM99 3NF, however, the resulting effects are smaller in magnitude by a factor of ~ 2 . We have also looked at various spin observables at $E_N = 70$ MeV, which turn out to be reasonably well described given the estimated theoretical uncertainty at this order. At higher energies the discrepancies between the calculated observables and experimental data increase, but it is difficult to draw definite conclusions due to rather large truncation errors at this chiral order.
- Using NCCI methods, we have studied the ground state and low-lying excitation energies of p -shell nuclei. For almost all considered cases with very few exceptions such as e.g. the $A = 12$ nuclei, adding the consistent 3NF to the NN interaction is found to significantly improve the description of experimental data. The predicted ground state energies of p -shell nuclei show a good agreement with the data except for ^{16}O , which appears to be overbound.

To summarize, we obtain very promising results for a broad range of few- and many-nucleon observables at N^2 LO of the chiral expansion. In the future, we plan to extend these studies beyond this chiral order [31, 87–94], see Refs. [95, 96] for first steps along these lines, which will allow us to improve the accuracy of our predictions and perform more stringent tests of the theoretical framework. Notice, however, that the coordinate-space regularization of the 3NF and its subsequent partial wave decomposition represent highly nontrivial tasks starting from N^3 LO. Fortunately, this major obstacle can now be overcome thanks to the newest momentum-space version of the local regulator employed in the currently most precise version of the chiral NN potentials of Ref. [7]. Work along these lines is in progress.

Acknowledgments

This study has been performed within Low Energy Nuclear Physics International Collaboration (LENPIC) project and was supported by BMBF (contracts No. 05P2015 - NUSTAR R&D and No. 05P15RDFN1 - NUSTAR.DA), by the

European Community-Research Infrastructure Integrating Activity “Study of Strongly Interacting Matter” (acronym HadronPhysics3, Grant Agreement n. 283286) under the Seventh Framework Programme of EU, the ERC project 307986 STRONGINT, by the DFG (SFB 1245), by DFG and NSFC (CRC 110), by the Polish National Science Centre under Grants No. 2016/22/M/ST2/00173 and 2016/21/D/ST2/01120, by the Chinese Academy of Sciences (CAS) Presidents International Fellowship Initiative (PIFI) (Grant No. 2018DM0034) and by the US Department of Energy (DOE) under Grant Nos. DE-FG02-87ER40371 and de-sc0018223 (SciDAC-4/NUCLEI). Numerical calculations were performed on the supercomputer cluster of the JSC, Jülich, Germany. Numerical calculations were also performed at the Argonne Leadership Computing Facility, which is a DOE Office of Science User Facility supported under Contract DE-AC02-06CH11357 with resources provided by an INCITE award, Nuclear Structure and Nuclear Reactions, from the US DOE Office of Advanced Scientific Computing. This research also used computational resources provided by the National Energy Research Scientific Computing Center (NERSC), which is supported by the US DOE Office of Science.

-
- [1] E. Epelbaum, H. W. Hammer and U.-G. Meißner, *Rev. Mod. Phys.* **81**, 1773 (2009).
[2] R. Machleidt and D. R. Entem, *Phys. Rept.* **503**, 1 (2011).
[3] E. Epelbaum and U.-G. Meißner, *Ann. Rev. Nucl. Part. Sci.* **62**, 159 (2012).
[4] D. R. Entem, N. Kaiser, R. Machleidt and Y. Nosyk, *Phys. Rev. C* **91**, no. 1, 014002 (2015).
[5] E. Epelbaum, H. Krebs and U.-G. Meißner, *Phys. Rev. Lett.* **115**, no. 12, 122301 (2015).
[6] D. R. Entem, R. Machleidt and Y. Nosyk, *Phys. Rev. C* **96**, no. 2, 024004 (2017).
[7] P. Reinert, H. Krebs and E. Epelbaum, *Eur. Phys. J. A* **54**, no. 5, 86 (2018).
[8] D. R. Entem, N. Kaiser, R. Machleidt and Y. Nosyk, *Phys. Rev. C* **92**, no. 6, 064001 (2015).
[9] E. Epelbaum, H. Krebs and U.-G. Meißner, *Eur. Phys. J. A* **51**, no. 5, 53 (2015).
[10] A. Dyhdalo, R. J. Furnstahl, K. Hebeler and I. Tews, *Phys. Rev. C* **94**, no. 3, 034001 (2016).
[11] R. Navarro Prez, J. E. Amaro and E. Ruiz Arriola, *Phys. Rev. C* **88**, 024002 (2013). Erratum: [*Phys. Rev. C* **88**, no. 6, 069902 (2013)].
[12] R. B. Wiringa *et al.*, *Phys. Rev. C* **51**, 38 (1995).
[13] R. Machleidt, *Phys. Rev. C* **63**, 024001 (2001).
[14] V. G. J. Stoks *et al.*, *Phys. Rev. C* **49**, 2950 (1994).
[15] M. Piarulli, L. Girlanda, R. Schiavilla, R. Navarro Prez, J. E. Amaro and E. Ruiz Arriola, *Phys. Rev. C* **91**, no. 2, 024003 (2015).
[16] M. Piarulli *et al.*, *Phys. Rev. C* **94**, no. 5, 054007 (2016).
[17] A. Ekström, G. Hagen, T. D. Morris, T. Papenbrock and P. D. Schwartz, *Phys. Rev. C* **97**, no. 2, 024332 (2018).
[18] E. Epelbaum, H. Krebs and U.-G. Meißner, *Nucl. Phys. A* **806**, 65 (2008).
[19] H. Krebs, A. M. Gasparyan and E. Epelbaum, arXiv:1803.09613 [nucl-th].
[20] S. Binder *et al.* [LENPIC Collaboration], *Phys. Rev. C* **93**, no. 4, 044002 (2016).
[21] P. Maris *et al.*, *EPJ Web Conf.* **113**, 04015 (2016).
[22] S. Binder *et al.*, arXiv:1802.08584 [nucl-th].
[23] J. Hu, Y. Zhang, E. Epelbaum, U.-G. Meißner and J. Meng, *Phys. Rev. C* **96**, no. 3, 034307 (2017).
[24] R. Skibiński *et al.*, *Phys. Rev. C* **93**, no. 6, 064002 (2016).
[25] R. Skibiński *et al.*, *Few Body Syst.* **58**, no. 2, 28 (2017).
[26] R. J. Furnstahl, N. Klco, D. R. Phillips and S. Wesolowski, *Phys. Rev. C* **92**, no. 2, 024005 (2015).
[27] J. A. Melendez, S. Wesolowski and R. J. Furnstahl, *Phys. Rev. C* **96**, no. 2, 024003 (2017).
[28] P. Maris *et al.*, in preparation.
[29] H. Witała *et al.*, in preparation.
[30] M. Hoferichter, J. Ruiz de Elvira, B. Kubis and U.-G. Meißner, *Phys. Rev. Lett.* **115**, no. 19, 192301 (2015).
[31] V. Bernard, E. Epelbaum, H. Krebs and U.-G. Meißner, *Phys. Rev. C* **77**, 064004 (2008).
[32] E. Epelbaum, A. Nogga, W. Glöckle, H. Kamada, U.-G. Meißner and H. Witała, *Phys. Rev. C* **66**, 064001 (2002).
[33] A. Nogga, P. Navrátil, B. R. Barrett and J. P. Vary, *Phys. Rev. C* **73**, 064002 (2006).
[34] P. Navrátil, V. G. Gueorguiev, J. P. Vary, W. E. Ormand and A. Nogga, *Phys. Rev. Lett.* **99**, 042501 (2007).
[35] D. Gazit, S. Quaglioni and P. Navrátil, *Phys. Rev. Lett.* **103**, 102502 (2009).
[36] M. Piarulli *et al.*, *Phys. Rev. Lett.* **120**, no. 5, 052503 (2018).
[37] J. E. Lynn, I. Tews, J. Carlson, S. Gandolfi, A. Gezerlis, K. E. Schmidt and A. Schwenk, *Phys. Rev. C* **96**, no. 5, 054007 (2017).
[38] A. Ekström *et al.*, *Phys. Rev. C* **91**, no. 5, 051301 (2015).
[39] W. Glöckle, H. Witała, D. Hüber, H. Kamada and J. Golak, *Phys. Rept.* **274**, 107 (1996).
[40] H. Witała *et al.*, *Phys. Rev. Lett.* **81**, 1183 (1998).
[41] K. Sekiguchi *et al.*, *Phys. Rev. C* **65**, 034003 (2002).
[42] K. Ermisch *et al.*, *Phys. Rev. C* **68**, 051001 (2003).
[43] K. Ermisch *et al.*, *Phys. Rev. C* **71**, 064004 (2005).

- [44] W. P. Abfalterer, F. B. Bateman, F. S. Dietrich, R. W. Finlay, R. C. Haight and G. L. Morgan, *Phys. Rev. C* **63**, 044608 (2001).
- [45] K. Schoen *et al.*, *Phys. Rev. C* **67**, 044005 (2003).
- [46] A. Deltuva, A.C. Fonseca, P.U.Sauer, *Phys. Rev. C* **72**, 054004 (2005).
- [47] A. Deltuva, private communication.
- [48] H. Witała *et al.*, *Few Body Syst.* **57**, no. 12, 1213 (2016).
- [49] A. C. Phillips, *Nucl. Phys. A* **107**, 209 (1968).
- [50] H. Witała, T. Cornelius and W. Glöckle, *Few-Body Syst.* **3**, 123 (1988).
- [51] D. Hüber *et al.*, *Acta Phys. Polonica B* **28**, 1677 (1997).
- [52] W. Glöckle, *The Quantum Mechanical Few-Body Problem*, Springer-Verlag 1983.
- [53] W. Tornow, R.C. Byrd, C.R. Howell, R.S. Pedroni, and R.L. Walter, *Phys. Rev. C* **27**, 2439 (1983).
- [54] S. A. Coon, H.K. Han, *Few Body Syst.*, **30**, 131 (2001).
- [55] B. S. Pudliner *et al.*, *Phys. Rev. C* **56**, 1720 (1997).
- [56] W. Tornow, H. Witała, *Nucl. Phys.*, **A637**, 280 (1998).
- [57] H. Witała, W. Glöckle, J. Golak, A. Nogga, H. Kamada, R. Skibiński and J. Kuroś-Żołnierczuk, *Phys. Rev. C* **63**, 024007 (2001) and references therein.
- [58] K. Hatanaka *et al.*, *Phys. Rev. C* **66**, 044002 (2002).
- [59] Y. Maeda *et al.*, *Phys. Rev. C* **76**, 014004 (2007).
- [60] H. Shimizu *et al.*, *Nucl. Phys. A* **382**, 242 (1982).
- [61] B. R. Barrett, P. Navrátil and J. P. Vary, *Prog. Part. Nucl. Phys.* **69**, 131 (2013).
- [62] P. Maris, J. P. Vary and A. M. Shirokov, *Phys. Rev. C* **79**, 014308 (2009).
- [63] P. Maris and J. P. Vary, *Int. J. Mod. Phys. E* **22**, 1330016 (2013).
- [64] S. A. Coon, M. I. Avetian, M. K. G. Kruse, U. van Kolck, P. Maris and J. P. Vary, *Phys. Rev. C* **86**, 054002 (2012).
- [65] R. J. Furnstahl, G. Hagen and T. Papenbrock, *Phys. Rev. C* **86**, 031301 (2012).
- [66] S. N. More, A. Ekström, R. J. Furnstahl, G. Hagen and T. Papenbrock, *Phys. Rev. C* **87**, no. 4, 044326 (2013).
- [67] K. A. Wendt, C. Forssen, T. Papenbrock and D. Sääf, *Phys. Rev. C* **91**, no. 6, 061301 (2015).
- [68] P. Maris, M. Sosonkina, J. P. Vary, E. Ng and C. Yang, *Procedia Computer Science* **1**, 97-106 (2010).
- [69] H. M. Aktulga, C. Yang, E. G. Ng, P. Maris and J. P. Vary, *Concurrency Computat.: Pract. Exper.* **26**, 2631-2651 (2014).
- [70] M. Shao, H.M. Aktulga, C. Yang, E.G. Ng, P. Maris and J.P. Vary, *Computational Physics Communications (CPC)*, **222**, 1 (2018).
- [71] S. D. Glazek and K. G. Wilson, *Phys. Rev. D* **48**, 5863 (1993).
- [72] F. Wegner, *Annalen der Physik* **506**, 77 (1994).
- [73] S. K. Bogner, R. J. Furnstahl, P. Maris, R. J. Perry, A. Schwenk and J. P. Vary, *Nucl. Phys. A* **801**, 21 (2008).
- [74] S. K. Bogner, R. J. Furnstahl and A. Schwenk, *Prog. Part. Nucl. Phys.* **65**, 94 (2010).
- [75] E. D. Jurgenson, P. Navrátil and R. J. Furnstahl, *Phys. Rev. Lett.* **103**, 082501 (2009).
- [76] R. Roth, J. Langhammer, A. Calci, S. Binder and P. Navrátil, *Phys. Rev. Lett.* **107**, 072501 (2011).
- [77] E. D. Jurgenson, P. Maris, R. J. Furnstahl, P. Navrátil, W. E. Ormand and J. P. Vary, *Phys. Rev. C* **87**, 054312 (2013).
- [78] R. Roth, A. Calci, J. Langhammer and S. Binder, *Phys. Rev. C* **90**, 024325 (2014).
- [79] T. A. Lähde, E. Epelbaum, H. Krebs, D. Lee, U.-G. Meißner and G. Rupak, *Phys. Lett. B* **732**, 110 (2014).
- [80] A. Gezerlis, I. Tews, E. Epelbaum, S. Gandolfi, K. Hebeler, A. Nogga and A. Schwenk, *Phys. Rev. Lett.* **111**, no. 3, 032501 (2013).
- [81] A. Gezerlis, I. Tews, E. Epelbaum, M. Freunek, S. Gandolfi, K. Hebeler, A. Nogga and A. Schwenk, *Phys. Rev. C* **90**, no. 5, 054323 (2014).
- [82] D. Lonardoni, J. Carlson, S. Gandolfi, J. E. Lynn, K. E. Schmidt, A. Schwenk and X. Wang, *Phys. Rev. Lett.* **120**, no. 12, 122502 (2018).
- [83] D. Lonardoni, S. Gandolfi, J. E. Lynn, C. Petrie, J. Carlson, K. E. Schmidt and A. Schwenk, *Phys. Rev. C* **97**, no. 4, 044318 (2018).
- [84] P. Maris, J. P. Vary, A. Calci, J. Langhammer, S. Binder and R. Roth, *Phys. Rev. C* **90**, no. 1, 014314 (2014).
- [85] A. Calci and R. Roth, *Phys. Rev. C* **94**, no. 1, 014322 (2016).
- [86] E. Caurier, P. Navrátil, W. E. Ormand and J. P. Vary, *Phys. Rev. C* **66**, 024314 (2002).
- [87] E. Epelbaum, *Phys. Lett. B* **639**, 456 (2006).
- [88] E. Epelbaum, *Eur. Phys. J. A* **34**, 197 (2007).
- [89] S. Ishikawa and M. R. Robilotta, *Phys. Rev. C* **76**, 014006 (2007).
- [90] V. Bernard, E. Epelbaum, H. Krebs and U.-G. Meißner, *Phys. Rev. C* **84**, 054001 (2011).
- [91] L. Girlanda, A. Kievsky and M. Viviani, *Phys. Rev. C* **84**, 014001 (2011).
- [92] H. Krebs, A. Gasparyan and E. Epelbaum, *Phys. Rev. C* **85**, 054006 (2012).
- [93] H. Krebs, A. Gasparyan and E. Epelbaum, *Phys. Rev. C* **87**, no. 5, 054007 (2013).
- [94] E. Epelbaum, A. M. Gasparyan, H. Krebs and C. Schat, *Eur. Phys. J. A* **51**, no. 3, 26 (2015).
- [95] J. Golak *et al.*, *Eur. Phys. J. A* **50**, 177 (2014).
- [96] K. Hebeler, H. Krebs, E. Epelbaum, J. Golak and R. Skibiński, *Phys. Rev. C* **91**, no. 4, 044001 (2015).