

# Randomization Inference for Peer Effects

Xinran Li, Peng Ding, Qian Lin, Dawei Yang and Jun S. Liu \*

## Abstract

Many previous causal inference studies require no interference among units, that is, the potential outcomes of a unit do not depend on the treatments of other units. This no-interference assumption, however, becomes unreasonable when units are partitioned into groups and they interact with other units within groups. In a motivating application from Peking University, students are admitted through either the college entrance exam (also known as Gaokao) or recommendation (often based on Olympiads in various subjects). Right after entering college, students are randomly assigned to different dorms, each of which hosts four students. Because students within the same dorm live together and interact with each other extensively, it is very likely that peer effects exist and the no-interference assumption is violated. More importantly, understanding peer effects among students gives useful guidance for future roommate assignment to improve the overall performance of students. Methodologically, we define peer effects in terms of potential outcomes, and propose a randomization-based inference framework to study peer effects in general settings with arbitrary numbers of peers and arbitrary numbers of peer types. Our inferential procedure does not require any parametric modeling assumptions on the outcome distributions. Additionally, our analysis of the data set from Peking University gives useful practical guidance for policy makers.

*Key Words:* Causal inference; Design-based inference; Grade point average (GPA); Interference; Optimal treatment assignment; Spillover effect

---

\*Xinran Li is Doctoral Graduate, Department of Statistics, Harvard University, Cambridge, MA 02138 (E-mail: xinranli@fas.harvard.edu). Peng Ding is Assistant Professor, Department of Statistics, University of California, Berkeley, CA 94720 (E-mail: pengdingpku@berkeley.edu). Qian Lin is Assistant Professor, Center for Statistical Science, Department of Industrial and Systems Engineering, Tsinghua University, Beijing, 100084, P. R. China (E-mail: qianlin@tsinghua.edu.cn). Dawei Yang is Research Associate, Bureau of Personnel of Chinese Academy of Sciences & School of Education of Peking University, Beijing, 100871, P. R. China (Email: yangdw@cashq.ac.cn or yangdawei@pku.edu.cn). Jun S. Liu is Professor, Department of Statistics, Harvard University, Cambridge, MA 02138 (E-mail: jliu@stat.harvard.edu). We thank Professors Donald B. Rubin and Luke W. Miratrix, and Ms. Kristen Hunter at Harvard University for insightful comments.

# 1. Introduction

## 1.1. Causal inference, interference, and peer effects

The classical potential outcomes framework (Neyman 1923), arising from agricultural experiments, assumes no interference among experimental units (Cox 1958), i.e., the potential outcomes of a unit are functions of its own treatment but not others' treatments. This constitutes an important part of Rubin (1980)'s Stable Unit Treatment Value Assumption (SUTVA). In some experiments, interference is a nuisance that researchers try to avoid by isolating the units. Interference, however, is unavoidable in many studies when units are grouped and interact with other units. Examples include vaccine trials for infectious diseases in epidemiology (Halloran and Struchiner 1991, 1995; Perez-Heydrich et al. 2014), group-randomized trials in education (Hong and Raudenbush 2006; VanderWeele et al. 2013), and interventions on networks in sociology (An 2011; VanderWeele and An 2013), political science (Nickerson 2008; Ichino and Schündeln 2012; Bowers et al. 2013) and economics (Manski 1993; Sacerdote 2001; Miguel and Kremer 2004; Graham et al. 2010; Goldsmith-Pinkham and Imbens 2013; Arpino and Mattei 2016). Ogburn and VanderWeele (2014) discussed different types of interference. Forastiere et al. (2016) showed that ignoring interference can lead to biased inference in general. More importantly, in some applications studying the pattern of interference is of scientific interest and is useful for decision making. For example, Sacerdote (2001) found significant peer effects in student outcomes (e.g., GPA and fraternity membership) among students living in the same dorm of Dartmouth College, which served as a basis for inferring optimal peer assignment (Bhattacharya 2009).

## 1.2. Motivating application in education

Our work is motivated by a dataset collected by the administrative office of Peking University, which contains a rich set of variables about students' family background information, the ways that students got into Peking University, their roommates' information, and academic performances in college.

As with other top universities in China, Peking University has two major ways to enroll students: through the college entrance exam (also known as Gaokao) and through recommendation

without requiring Gaokao. Gaokao is a comprehensive test held annually in China that assesses students' overall capabilities in languages, mathematics, sciences, and humanities. Every university has its own test score threshold above which a student can be admitted. Alternatively, students admitted through recommendation do not need to take Gaokao, mainly because of their awards in national or international Olympiads in mathematics, physics, chemistry, biology, or informatics. Due to different training in high schools, students enrolled through these two ways have different attributes. Particularly, students admitted through Gaokao study all subjects comprehensively, and often have broader knowledge. In contrast, students admitted through recommendation concentrate more on a certain subject to prepare for the corresponding Olympiad, and they may even take some college courses on a certain subject during their high school years. Moreover, most of the students admitted through recommendation choose college majors related to what they focused on in high school. For instance, mathematical Olympiad winners often choose mathematics as their major in college, with a few exceptions choosing physics or informatics instead. Therefore, students from recommendation generally perform better than students from Gaokao in terms of GPAs in college.

After entering Peking University, students usually live in four-person rooms, and they live together for four years. They often study together, and interact with each other extensively. Because there are two types of students admitted through Gaokao or recommendation, and these two types of students are trained differently in high schools, it is natural to ask: Do students admitted through Gaokao benefit from living with students admitted through recommendation, or vice versa? Is there a certain combination of roommate types that is optimal for the performance of a certain student? Is there an optimal roommate assignment to maximize the performances of all the students in Peking University? These questions are fundamentally about peer effects among students.

### **1.3. Literature review and contribution**

With interference, the potential outcomes of a unit may depend on its own treatment and others' treatments in various ways. Therefore, causal inference with interference has different mathematical forms. Moreover, like many other causal inference problems, there are at least two inferential frameworks for causal inference with interference: the Fisherian and Neymanian perspectives.

Under the Fisherian view, Rosenbaum (2007), Luo et al. (2012), Aronow (2012), Bowers et al. (2013), Rigdon and Hudgens (2015), Athey et al. (2016) and Basse et al. (2017) proposed exact randomization tests for detecting causal effects with interference, and constructed confidence intervals for certain causal parameters by inverting tests. Choi (2016) discussed a related approach under the monotone treatment effect assumption. Under the Neymanian view, for two-stage randomized experiments on both the group and individual levels, Hudgens and Halloran (2008) discussed point and interval estimation for several causal estimands with interference, and Liu and Hudgens (2014) established large sample theory for these estimators. Aronow and Samii (2017), Basse and Feller (2017), and Sävje et al. (2017) extended the discussion to other general contexts. The Fisherian and Neymanian views are both randomization-based in the sense that the uncertainty in testing or estimation comes solely from the treatment assignment mechanism, and all the potential outcomes are fixed constants. When two-stage randomization is infeasible but certain unconfoundedness assumptions are plausible, Tchetgen and VanderWeele (2012) proposed an inverse probability weighting estimator, Perez-Heydrich et al. (2014) applied this methodology to assess effects of cholera vaccination, and Liu et al. (2016) studied the theoretical properties. Other studies on peer effects (Sacerdote 2001; Toulis and Kao 2013) relied on parametric modeling assumptions.

Our framework for peer effects furthers the literature in the following ways. First, we define peer effects in terms of potential outcomes themselves, and unlike in previous work (Sobel 2006; Hudgens and Halloran 2008), our estimands do not involve averaging over the treatment assignment. As suggested by Rubin (2005), we separate the causal estimands, which are functions of the potential outcomes, from the treatment assignment, which induces randomness and governs statistical inference. Second, previous work discussed external interventions with known networks, clusters, or groups that induce interference. Our hypothetical intervention, which is the roommate assignment in the motivating application in education, actually forms a “network” among experimental units, which further causes interference and peer effects. We explain the distinction between the two types of interference in detail in Section 2.5. Our paper is similar to Sacerdote (2001), but we formalize the problem in terms of potential outcomes instead of linear models to allow for causal interpretations without imposing model assumptions. Third, under this new framework, we propose randomization-based point estimators, and prove they are

asymptotically Normal in order to construct confidence intervals. These further serve as the basis for the optimal roommate assignment to maximize the overall outcomes of the units. The inferential framework is Neymanian, similar to those of Hudgens and Halloran (2008) and Aronow and Samii (2017). Fourth, we apply the new methodology to the dataset from Peking University, and our findings have important policy implications for Peking University. We relegate all the technical details to the Supplementary Material.

## 2. Notation and framework for peer effects

### 2.1. Potential outcomes with peers

We consider an experiment with  $n = m(K + 1)$  units, where  $m$  denotes the number of groups and  $K + 1$  denotes the size of each group. Then each unit has  $K$  peers in the same group. The group and peers correspond to room and roommates in our motivating application in education, where  $K = 3$  is the number of roommates for each student. Let  $Z_i$  be the treatment assignment for unit  $i$ , which is a set consisting of the identity numbers of his/her  $K$  peers, i.e.,  $Z_i = \{j : \text{unit } j \text{ and } i \text{ are in the same group}\}$ . In the motivating application,  $Z_i$  is a set consisting of three roommates of unit  $i$ . Let  $Z = (Z_1, Z_2, \dots, Z_n)$  be the treatment assignment for all units, and  $\mathcal{Z}$  be the set of all possible values of the assignment  $Z$ . Let  $Y_i(z)$  be the potential outcome of unit  $i$  under treatment assignment  $z = (z_1, \dots, z_n)$ . Unlike under the traditional SUTVA, this potential outcome depends on treatment assignments of all other units. Let  $A_i \in \{1, 2, \dots, H\}$  be the attribute or type of unit  $i$ . In the motivating application with  $H = 2$ , we have  $A_i = 1$  if unit  $i$  is admitted through Gaokao, and  $A_i = 2$  if unit  $i$  is admitted through recommendation. Let  $R_i(z_i) = \{A_j : j \in z_i\}$  be the set consisting of the attributes of unit  $i$ 's  $K$  peers under treatment assignment  $z$ , and  $G_i(z_i) = R_i(z_i) \cup \{A_i\}$  be the set consisting of the attributes of all units in the group that unit  $i$  belongs to. We call  $R_i(z_i)$  and  $G_i(z_i)$  the peer attribute set and group attribute set, and allow both of them to contain unordered but replicable elements. Therefore,  $|R_i(z_i)| = K$  and  $|G_i(z_i)| = K + 1$ , where  $|\cdot|$  denotes the cardinality of a set. In the motivating application, if unit  $i$  is admitted through recommendation and has 2 roommates admitted through Gaokao and 1 through recommendation, then  $R_i(z_i) = \{1, 1, 2\} \equiv 112$  and  $G_i(z_i) = \{1, 1, 2, 2\} \equiv 1122$ , where we use 112 and 1122 for notational simplicity.

Let  $I(\cdot)$  be the indicator function. For unit  $i$ , we use  $Y_i = \sum_{z \in \mathcal{Z}} I(Z = z)Y_i(z)$  to denote the observed outcome, and  $R_i = \sum_{z_i} I(Z_i = z_i)R_i(z_i)$  to denote the observed peer attribute set, where the summations are over all possible values of the treatment assignments for all units.

## 2.2. Group-level SUTVA and exclusion-restriction-type assumptions

Without making any simplifying assumptions, the potential outcome  $Y_i(z)$  depends on the treatments of all other units, resulting in a complex structure that renders statistical inference intractable. To make meaningful progress, we invoke the following two assumptions to reduce the number of potential outcomes for each unit.

**Assumption 1.** For any two treatment assignments  $z$  and  $z'$ , and for any unit  $i$ , if  $z_i = z'_i$ , then  $Y_i(z) = Y_i(z')$ .

Assumption 1 states that if, under two treatment assignments, a unit's peers do not change, then its outcome will not change. This assumption requires no interference between groups but allows for interference within groups, in the sense that the treatment assignments of the units other than the peers of unit  $i$  do not affect unit  $i$ 's outcome. Under this assumption, each unit's potential outcomes depend only on its peers in the same group, and we can write  $Y_i(z)$  as  $Y_i(z_i)$ , a function of the peers of unit  $i$ . Assumption 1 can be viewed as the group-level SUTVA, which is similar to the "partial interference" assumption (Sobel 2006; Hudgens and Halloran 2008).

**Assumption 2.** For any two treatment assignments  $z$  and  $z'$ , and for any unit  $i$ , if  $R_i(z_i) = R_i(z'_i)$ , then  $Y_i(z_i) = Y_i(z'_i)$ .

Assumption 2 states that if the treatment assignment does not affect the attributes of the peers of unit  $i$ , then it does not affect the outcome of unit  $i$ . Therefore, the potential outcomes of each unit depend only on its peers' attributes instead of its peers' identities, which is similar to "anonymous interaction" (Manski 2013). Essentially, Assumption 2 implies that the peer attribute set of a unit is the *ultimate treatment* of interest, of which we are inferring the treatment effect. For inferring peer effects among college roommates, Assumption 2, or a slightly weaker form, was often implicitly invoked, for example, in Sacerdote (2001)'s study for Dartmouth College where the ultimate treatment was peers' academic indices created by the admission office, and

in Langenskiöld and Rubin (2008)'s study for Harvard College where the ultimate treatment was peers' smoking behaviors.

Both Assumptions 1 and 2 are untestable based on observed data from a single experiment. However, we acknowledge that both Assumptions 1 and 2 are important but strong identifying assumptions in practice, and we will relax them in Section 7.

Under Assumptions 1 and 2, we can further simplify  $Y_i(z)$  to  $Y_i(R_i(z_i))$ , a function of the peer attribute set of unit  $i$ . Let  $\mathcal{R}$  be the set consisting of all possible values of  $R_i(z_i)$ , each of which contains  $K$  unordered but replicable elements from  $\{1, 2, \dots, H\}$ . Then, any possible potential outcome of unit  $i$ ,  $Y_i(z)$ , can be simplified as  $Y_i(r)$  for some  $r \in \mathcal{R}$ . Specifically, the potential outcome is  $Y_i(z) = Y_i(R_i(z_i)) = \sum_{r \in \mathcal{R}} I\{R_i(z_i) = r\} Y_i(r)$ , and the observed outcome is  $Y_i = \sum_{r \in \mathcal{R}} I(R_i = r) Y_i(r)$ . Therefore, we can view the elements in  $\mathcal{R}$  as hypothetical treatments, and there are in total  $|\mathcal{R}| = \binom{K+H-1}{H-1} = \frac{(K+H-1)!}{(H-1)!K!}$  different hypothetical treatments. In our motivating application in education,  $\mathcal{R} = \{r_1, r_2, r_3, r_4\} = \{111, 112, 122, 222\}$ , with  $|\mathcal{R}| = \frac{(3+2-1)!}{(2-1)!3!} = 4$ .

As a side note, it is worth mentioning that motivated by the Peking University example, we consider the case with equal group sizes  $K + 1$ . When groups have different sizes, we need to modify Assumption 2 to reduce the number of potential outcomes. For example, we can assume that the potential outcomes of a unit depend on the proportions of his/her peers' attributes. The plausibility of this assumption strongly depends on the context of the application, and we leave it to future work.

### 2.3. Causal estimands for peer effects

For  $1 \leq a \leq H$ , let  $n_{[a]}$  and  $w_{[a]} = n_{[a]}/n$  be the number and proportion of units with attribute  $a$ , and  $\bar{Y}_{[a]}(r) = n_{[a]}^{-1} \sum_{i:A_i=a} Y_i(r)$  be the subgroup average potential outcome for units with attribute  $a$  under treatment  $r$ . Let  $\bar{Y}(r) = n^{-1} \sum_{i=1}^n Y_i(r)$  be the average potential outcome for all units under treatment  $r$ , and therefore,  $\bar{Y}(r) = \sum_{a=1}^H w_{[a]} \bar{Y}_{[a]}(r)$  is a weighted average of  $\bar{Y}_{[a]}(r)$ 's. Comparing treatments  $r, r' \in \mathcal{R}$ , we define  $\tau_i(r, r') = Y_i(r) - Y_i(r')$  as the individual peer effect,

$$\tau_{[a]}(r, r') = n_{[a]}^{-1} \sum_{i:A_i=a} \tau_i(r, r') = \bar{Y}_{[a]}(r) - \bar{Y}_{[a]}(r') \quad (1)$$

as the subgroup average peer effect for units with attribute  $a$ , and

$$\tau(r, r') = n^{-1} \sum_{i=1}^n \tau_i(r, r') = \bar{Y}(r) - \bar{Y}(r') = \sum_{a=1}^H w_{[a]} \tau_{[a]}(r, r') \quad (2)$$

as the average peer effect for all units. We are interested in estimating the average peer effects  $\tau_{[a]}(r, r')$  and  $\tau(r, r')$ , which are functions of the fixed potential outcomes and do not depend on the treatment assignment mechanism.

For ease of reading, we summarize the key notation in Table 1.

Table 1: Notation and explanations

notation	definition	meaning, properties or possible values
$z_i$	peer assignment of unit $i$	a set of the identity numbers of his/her $K$ peers
$A_i$	unit $i$ 's attribute	$A_i \in \{1, 2, \dots, H\}$
$n_{[a]}$	number of units with attribute $a$	$\sum_{a=1}^H n_{[a]} = n$
$w_{[a]}$	proportion of units with attribute $a$	$\sum_{a=1}^H w_{[a]} = 1$ and $0 < w_{[a]} < 1$ ( $a = 1, \dots, H$ )
$R_i(z_i)$	unit $i$ 's peer attribute set	a set of the attributes of unit $i$ 's $K$ peers
$\mathcal{R}$	a set of all possible values of $R_i(z_i)$	$ \mathcal{R}  = \binom{K+H-1}{H-1}$
$G_i(z_i)$	unit $i$ 's group attribute set	a set of attributes of all units in unit $i$ 's group
$\mathcal{G}$	a set of all possible values of $G_i(z_i)$	$\mathcal{G} = \{g_1, \dots, g_T\}$ with $T = \binom{K+H}{H-1}$
$Y_i(z)$	unit $i$ 's potential outcome	under original treatment assignment $z \in \mathcal{Z}$
$Y_i(r)$	unit $i$ 's potential outcome	under ultimate treatment $r \in \mathcal{R}$

## 2.4. Treatment assignment mechanism

The treatment assignment mechanism plays an important role in identifying and estimating the average peer effects. We consider treatment assignment mechanisms satisfying the symmetry that units with the same attribute have the same probability to receive all treatments, and pairs of units with the same pair of attributes have the same probability to receive all pairs of treatments. Formally, we require that the treatment assignment mechanism satisfies the following conditions.

**Assumption 3.** For any  $r, r' \in \mathcal{R}$ ,

- (a)  $\text{pr}(R_i = r) = \text{pr}(R_j = r)$ , if  $A_i = A_j$ ;
- (b)  $\text{pr}(R_i = r, R_j = r') = \text{pr}(R_k = r, R_q = r')$ , if  $A_i = A_k$  and  $A_j = A_q$  for  $i \neq j, k \neq q$ .

We will give two examples of treatment assignment mechanisms satisfying Assumption 3.



### 2.4.1. Random partition

Under random partition, units are randomly assigned to  $m$  groups of size  $K + 1$ , and all possible partitions of units have equal probability. To be more specific, if a treatment assignment  $z$  is compatible with a partition of units into  $m$  groups of size  $K + 1$ , then  $\text{pr}(Z = z) = m! \{(K + 1)!\}^m / \{m(K + 1)\}!$ ; otherwise,  $\text{pr}(Z = z) = 0$ . This formula follows from counting all possible random partitions. In practice, to generate a treatment assignment under random partition, we can randomly permute  $n = m(K + 1)$  units and divide them into  $m$  groups of equal size  $K + 1$  sequentially.

Random partition, however, can result in unlucky realizations of the randomization, under which we may have too few units with attributes and treatments that are of interest. For illustration, we consider the motivating education example with 8 students, among whom 5 students are admitted through Gaokao and 3 students are admitted through recommendation. Assume that we are particularly interested in  $\tau_{[1]}(r_2, r_3)$ , comparing the treatment effect of  $r_2 = 112$  versus  $r_3 = 122$  for students from Gaokao. Under random partition, it is possible that there are no students from Gaokao receiving treatment  $r_2$  or  $r_3$ , making it impossible to estimate  $\tau_{[1]}(r_2, r_3)$  precisely. An example of such a realization of the randomization is that 4 students from Gaokao live in one room and the remaining 1 student from Gaokao and 3 students from recommendation live in the other room.

### 2.4.2. Complete randomization

Because of the above drawback of random partition, we consider another treatment assignment mechanism requiring that the number of units with each attribute receiving each treatment is predetermined. We achieve this goal by fixing the number of groups with any group attribute set. Recall that the group attribute set  $G_i(z_i)$  is a set containing  $K + 1$  unordered but replicable elements from  $\{1, \dots, H\}$ . Consider the same education example with 5 students from Gaokao and 3 students from recommendation. Under random partition, we may hope that one room has group attribute set 1112 and thus the other room has group attribute set 1122, resulting in 3 and 2 students from Gaokao receiving treatments  $r_2$  and  $r_3$ , respectively. This avoids other assignments with no students from Gaokao receiving these treatments of interest.

To describe complete randomization, we need to introduce additional symbols. Let  $\mathcal{G} = \{g_1, \dots, g_T\}$  be the set consisting of all possible group attribute sets, with cardinality  $T = |\mathcal{G}| = \binom{H+K}{H-1} = \frac{(H+K)!}{(H-1)!(K+1)!}$ . In our motivating application in education,  $\mathcal{G} = \{g_1, \dots, g_5\} = \{1111, 1112, 1122, 1222, 2222\}$  with  $T = |\mathcal{G}| = \frac{(2+3)!}{(2-1)!(3+1)!} = 5$ . Under treatment assignment  $z$ , the number of groups with attribute set  $g_t \in \mathcal{G}$  is

$$L_t(z) = (K+1)^{-1} \sum_{i=1}^n I\{G_i(z_i) = g_t\},$$

where the divisor  $K+1$  appears because all  $K+1$  units in the same group must have the same group attribute set. Let  $L(z) = (L_1(z), L_2(z), \dots, L_T(z))$  be the vector of numbers of groups corresponding to group attribute sets  $(g_1, \dots, g_T)$  under assignment  $z$ .

Under complete randomization, the assignment  $z$  must satisfy  $L(z) = l = (l_1, \dots, l_T)$  for a predetermined constant vector  $l$ , and all such assignments must have equal probability. For any  $g_t \in \mathcal{G}$ , let  $g_t(a)$  be the number of elements in set  $g_t$  that are equal to  $a$ . If  $z$  is compatible with a partition of units into  $m$  groups and  $L(z) = l$ , then

$$\text{pr}(Z = z) = \frac{\prod_{t=1}^T l_t! \times \prod_{a=1}^H \prod_{t=1}^T \{g_t(a)!\}^{l_t}}{\prod_{a=1}^H n_{[a]}!}; \quad (3)$$

otherwise,  $\text{pr}(Z = z) = 0$ . The above formula follows from counting all possible complete randomizations. In practice, to generate a treatment assignment under complete randomization, we can first randomly partition the  $n_{[a]}$  units with attribute  $a$  into  $m$  groups, where each of the first  $l_1$  groups has  $g_1(a)$  units, each of the next  $l_2$  groups has  $g_2(a)$  units,  $\dots$ , each of the last  $l_T$  groups has  $g_T(a)$  units. The partitions for units with different attributes are jointly independent. Finally, the first  $l_1$  groups will have group attribute set  $g_1$ ,  $\dots$ , and the last  $l_T$  groups will have group attribute set  $g_T$ , satisfying the requirement  $L(z) = l$ .

For illustration purpose, we consider again the education example with 5 students from Gaokao and 3 students from recommendation, and the treatment assignment mechanism of complete randomization has predetermined vector  $l = (l_1, l_2, l_3, l_4, l_5) = (0, 1, 1, 0, 0)$ , under which one group has attribute set  $g_2 = 1112$  and the other group has attribute set  $g_3 = 1122$ . To generate treatment assignment under such complete randomization, we need to randomly assign 3 stu-

dents from Gaokao and 1 student from recommendation to group  $g_2$ , and assign the remaining students to group  $g_3$ . Equivalently, for the 5 students from Gaokao, we randomly choose 3 of them to group  $g_2$  and the remaining 2 to group  $g_3$ ; for the 3 students from recommendation, we randomly choose 1 of them to group  $g_2$  and the remaining 2 to group  $g_3$ , independently of the group assignments of students from Gaokao.

For  $1 \leq a \leq H$  and  $r \in \mathcal{R}$ , let  $n_{[a]r} = |\{i : A_i = a, R_i = r\}|$  be the number of units with attribute  $a$  receiving treatment  $r$ . First, the units with attribute  $a$  receiving treatment  $r$  must have group attribute set  $\{a\} \cup r$ , which equals  $g_{t_0}$  for some  $1 \leq t_0 \leq T$ ; second, each group with attribute set  $g_{t_0}$  contains  $g_{t_0}(a)$  units with attribute  $a$ ; third, all of these  $g_{t_0}(a)$  units receive the same treatment  $r$ . These facts imply that

$$n_{[a]r} = L_{t_0}(z)g_{t_0}(a) = \sum_{t=1}^T I(g_t = \{a\} \cup r) \cdot L_t(z)g_t(a) \quad (4)$$

depends only on the vector  $L(z)$ , and thus is constant under complete randomization. In the previous education example with 8 students, under complete randomization with predetermined vector  $l = (0, 1, 1, 0, 0)$ , the numbers of units from Gaokao receiving treatments  $r_2 = 112$  and  $r_3 = 122$  are constants  $n_{[1]r_2} = 3$  and  $n_{[1]r_3} = 2$ . Therefore, complete randomization can guarantee the existence of students from Gaokao receiving the treatments of interest.

Moreover, under random partition, if we conduct inference conditional on  $L(Z)$ , then the treatment assignment mechanism becomes complete randomization with  $L(z)$  fixed at the observed vector  $L(Z)$ . Therefore, even though the treatment assignment is random partition, if we condition on  $L(Z)$ , we can still conduct inference under complete randomization.

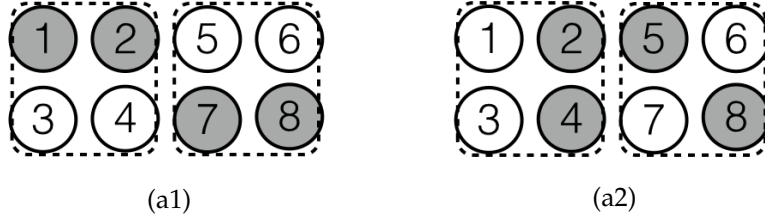
## 2.5. Connection and distinction between existing literature and our paper

It is worth commenting on the difference between the majority of the existing literature and our paper. We compare two types of interference which are illustrated by Figure 1.

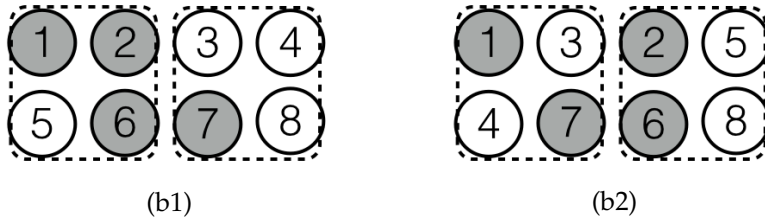
The first type of interference is illustrated by Figure 1(a). The grey or white color of each unit denotes the received external treatment (e.g., receiving vaccine or not). Units within the same dashed circle interfere each other, in the sense that each unit's outcome depends not only on its own treatment but also on treatments of other units in its circle. Importantly, the network

structure among units is fixed.

The second type of interference is illustrated by Figure 1(b). The grey or white color denotes the units' attributes (e.g., Gaokao or recommendation in the motivating application in education). Units within the same dashed circle interfere with each other, in the sense that the outcome of each unit depends on the attributes of other units in its circle. Unlike the first type, the units' attributes are fixed but the network among units is random.



(a) The first type of interference with a fixed network and random external interventions. (a1) and (a2) are two possible realizations, with random external interventions (colors of the units) and a fixed network.



(b) The second type of interference with fixed attributes of all units and a random network. (b1) and (b2) are two possible realizations, with fixed attributes (colors of the units) and a random network.

Figure 1: Two types of interference with dashed circles indicating networks.

A main difference between these two types of interference comes from the source of randomness: for the first type, the colors are random and the dashed circles are fixed; for the second type, the colors are fixed and the dashed circles are randomly formed. Recently, causal inference for the first type of interference has been studied extensively (Hudgens and Halloran 2008; Aronow 2012; Liu and Hudgens 2014; Athey et al. 2016). In this paper we formalize the second type using potential outcomes, and propose inferential procedures based on the treatment assignment mechanism as illustrated by Figure 1(b).

### 3. Inference for peer effects under general treatment assignment

#### 3.1. Point estimators for peer effects

Throughout the paper, we invoke, unless otherwise stated, Assumptions 1–3. For  $1 \leq a \leq H$  and  $r, r' \in \mathcal{R}$ , we define  $\pi_{[a]}(r) = \text{pr}(R_i = r)$  as the probability that a unit  $i$  with attribute  $a$  receives treatment  $r$ , and  $\pi_{[a][a']}(r, r') = \text{pr}(R_i = r, R_j = r')$  as the probability that two units  $i \neq j$  with attributes  $a$  and  $a'$  receive treatments  $r$  and  $r'$ . These constants  $\pi_{[a]}(r)$  and  $\pi_{[a][a']}(r, r')$ , depending on the treatment assignment mechanism, play an important role in obtaining unbiased estimators for peer effects. Define the following estimators:

$$\hat{Y}_{[a]}(r) = \{n_{[a]}\pi_{[a]}(r)\}^{-1} \sum_{i:A_i=a} I(R_i = r)Y_i, \quad (5)$$

$$\hat{\tau}_{[a]}(r, r') = \hat{Y}_{[a]}(r) - \hat{Y}_{[a]}(r'), \quad \hat{\tau}(r, r') = \sum_{a=1}^H w_{[a]} \hat{\tau}_{[a]}(r, r'). \quad (6)$$

**Proposition 1.** For  $1 \leq a, a' \leq H$  and  $r, r' \in \mathcal{R}$ , the estimators  $\hat{Y}_{[a]}(r)$ ,  $\hat{\tau}_{[a]}(r, r')$  and  $\hat{\tau}(r, r')$  are unbiased for  $\bar{Y}_{[a]}(r)$ ,  $\tau_{[a]}(r, r')$  and  $\tau(r, r')$ , respectively.

The unbiasedness of  $\hat{Y}_{[a]}(r)$  follows from the Horvitz–Thompson-type inverse probability weighting, and the unbiasedness of  $\hat{\tau}_{[a]}(r, r')$  and  $\hat{\tau}(r, r')$  then follows directly from the linearity of expectation.

#### 3.2. Sampling variances of the peer effect estimators

For units with attribute  $1 \leq a \leq H$  and  $r \neq r' \in \mathcal{R}$ , define

$$S_{[a]}^2(r) = (n_{[a]} - 1)^{-1} \sum_{i:A_i=a} \{Y_i(r) - \bar{Y}_{[a]}(r)\}^2,$$

$$S_{[a]}^2(r, r') = (n_{[a]} - 1)^{-1} \sum_{i:A_i=a} \{\tau_i(r, r') - \tau_{[a]}(r, r')\}^2$$

as the finite population variances of the potential outcomes and individual peer effects, and

$$\overline{Y_{[a]}(r)Y_{[a]}(r')} = \{n_{[a]}(n_{[a]} - 1)\}^{-1} \sum_{i \neq j: A_i=A_j=a} Y_i(r)Y_j(r')$$

as the average of the products of the potential outcomes for pairs of units with the same attribute  $a$ .

For  $1 \leq a, a' \leq H$  and  $r, r' \in \mathcal{R}$ , if  $i \neq j$  are two units with attributes  $a$  and  $a'$ , then the quantity

$$d_{[a][a']}(r, r') = \sqrt{n_{[a]}n_{[a']}} \left\{ \frac{\text{pr}(R_i = r, R_j = r')}{\text{pr}(R_i = r)\text{pr}(R_j = r')} - 1 \right\} = \sqrt{n_{[a]}n_{[a']}} \left\{ \frac{\pi_{[a][a']}(r, r')}{\pi_{[a]}(r)\pi_{[a']}(r')} - 1 \right\} \quad (7)$$

measures the dependence between the two events that two different units with attributes  $a$  and  $a'$  receive treatments  $r$  and  $r'$ . We further need a few known constants depending only on the treatment assignment mechanism. For  $1 \leq a, a' \leq H$  and  $r, r' \in \mathcal{R}$ , define

$$c_{[a][a']}(r, r') = \begin{cases} d_{[a][a']}(r, r'), & \text{if } a \neq a', \\ (1 - n_{[a]}^{-1})d_{[a][a]}(r, r') - 1, & \text{if } a = a', r \neq r', \\ (1 - n_{[a]}^{-1})d_{[a][a]}(r, r) + \pi_{[a]}^{-1}(r) - 1, & \text{if } a = a', r = r', \end{cases} \quad (8)$$

and

$$b_{[a]}(r) = (1 - n_{[a]}^{-1}) \left\{ c_{[a][a]}(r, r) - d_{[a][a]}(r, r) \right\} + 1, \quad (9)$$

which play an important role in expressing the sampling variances of the peer effect estimators.

**Theorem 1.** Under Assumptions 1–3, for treatments  $r \neq r' \in \mathcal{R}$ , the sampling variance of the subgroup average peer effect estimator is

$$\begin{aligned} \text{Var} \left\{ \hat{\tau}_{[a]}(r, r') \right\} &= n_{[a]}^{-1} \left\{ b_{[a]}(r)S_{[a]}^2(r) + b_{[a]}(r')S_{[a]}^2(r') - S_{[a]}^2(r-r') \right\} \\ &\quad + n_{[a]}^{-1} \left\{ c_{[a][a]}(r, r)\bar{Y}_{[a]}^2(r) + c_{[a][a]}(r', r')\bar{Y}_{[a]}^2(r') - 2c_{[a][a]}(r, r')\overline{Y_{[a]}(r)Y_{[a]}(r')} \right\}, \quad (10) \end{aligned}$$

and the sampling variance of the average peer effect estimator is

$$\begin{aligned} \text{Var} \left\{ \hat{\tau}(r, r') \right\} &= n^{-1} \sum_{a=1}^H w_{[a]} \left\{ b_{[a]}(r)S_{[a]}^2(r) + b_{[a]}(r')S_{[a]}^2(r') - S_{[a]}^2(r-r') \right\} \\ &\quad + n^{-1} \sum_{a=1}^H w_{[a]} \left\{ c_{[a][a]}(r, r)\bar{Y}_{[a]}^2(r) + c_{[a][a]}(r', r')\bar{Y}_{[a]}^2(r') - 2c_{[a][a]}(r, r')\overline{Y_{[a]}(r)Y_{[a]}(r')} \right\} \end{aligned}$$

$$\begin{aligned}
& + n^{-1} \sum_{a=1}^H \sum_{a' \neq a} (w_{[a]} w_{[a']})^{1/2} \left\{ c_{[a][a']}(r, r) \bar{Y}_{[a]}(r) \bar{Y}_{[a']}(r) + c_{[a][a']}(r', r') \bar{Y}_{[a]}(r') \bar{Y}_{[a']}(r') \right. \\
& \quad \left. - c_{[a][a']}(r, r') \bar{Y}_{[a]}(r) \bar{Y}_{[a']}(r') - c_{[a][a']}(r', r) \bar{Y}_{[a]}(r') \bar{Y}_{[a']}(r) \right\}. \quad (11)
\end{aligned}$$

According to Theorem 1, the sampling variances of the peer effect estimators depend on the finite population variances of potential outcomes and individual peer effects, the products of two subgroup average potential outcomes, and the product averages  $\overline{Y_{[a]}(r)Y_{[a]}(r')}$ 's. In contrast to  $\bar{Y}_{[a]}(r)\bar{Y}_{[a]}(r')$ , the average  $\overline{Y_{[a]}(r)Y_{[a]}(r')}$  excludes the product of two potential outcomes of the same unit. Note that generally quantities involving  $Y_i(r)Y_i(r')$  cannot be unbiasedly estimated because the potential outcomes,  $Y_i(r)$  and  $Y_i(r')$ , can never be jointly observed for any unit  $i$  and any treatments  $r \neq r'$ .

Moreover, the sampling variance of  $\hat{\tau}(r, r')$  is a weighted summation of the sampling variances of the  $\hat{\tau}_{[a]}(r, r')$ 's, corresponding to the first two terms in (11), and the sampling covariances between  $\hat{\tau}_{[a]}(r, r')$  and  $\hat{\tau}_{[a']}(r, r')$ , corresponding to the last double summation in (11).

### 3.3. Estimating the sampling variances

According to Theorem 1, to estimate the sampling variances, we need to estimate the population quantities in (10) and (11). For  $1 \leq a \leq H$ , define

$$s_{[a]}^2(r) = \frac{n_{[a]} \pi_{[a]}^2(r)}{(n_{[a]} - 1) \pi_{[a][a]}(r, r)} \left\{ \frac{n_{[a]} + c_{[a][a]}(r, r)}{n_{[a]}^2 \pi_{[a]}(r)} \sum_{i: A_i = a} I(R_i = r) Y_i^2 - \hat{Y}_{[a]}^2(r) \right\}. \quad (12)$$

**Theorem 2.** Under Assumptions 1–3, for  $1 \leq a, a' \leq H$  and  $r, r' \in \mathcal{R}$ ,

$$\begin{aligned}
S_{[a]}^2(r) &= E \left\{ s_{[a]}^2(r) \right\}, \\
\bar{Y}_{[a]}^2(r) &= E \left[ \frac{n_{[a]} \hat{Y}_{[a]}^2(r) - \{b_{[a]}(r) - 1\} s_{[a]}^2(r)}{n_{[a]} + c_{[a][a]}(r, r)} \right], \\
\overline{Y_{[a]}(r)Y_{[a]}(r')} &= E \left\{ \frac{n_{[a]} - 1}{n_{[a]} - 1} \frac{\pi_{[a]}(r) \pi_{[a]}(r')}{\pi_{[a][a]}(r, r')} \hat{Y}_{[a]}(r) \hat{Y}_{[a]}(r') \right\}, & \text{if } r \neq r', \\
\bar{Y}_{[a]}(r) \bar{Y}_{[a']}(r') &= E \left\{ \frac{\pi_{[a]}(r) \pi_{[a']}(r')}{\pi_{[a][a']}(r, r')} \hat{Y}_{[a]}(r) \hat{Y}_{[a']}(r') \right\}, & \text{if } a \neq a'.
\end{aligned}$$

The estimators in Theorem 2 are constructed from the sample analogues of these finite pop-

ulation quantities, with carefully chosen coefficients to ensure unbiasedness. Theorem 2 guarantees that we have unbiased estimators for all terms in  $\text{Var}\{\hat{\tau}_{[a]}(r, r')\}$  and  $\text{Var}\{\hat{\tau}(r, r')\}$  except the variance of the individual peer effects  $S_{[a]}^2(r-r')$ , which cannot be estimated from the observed data. This is analogous to other finite population causal inference (Neyman 1923). Because the coefficients of  $S_{[a]}^2(r-r')$  in the variance formulas (10) and (11) are both negative, we can ignore the terms involving  $S_{[a]}^2(r-r')$  and conservatively estimate the sampling variances by simply plugging in the estimators in Theorem 2. Note that  $S_{[a]}^2(r-r') = 0$  holds under *additivity* defined below.

**Definition 1.** The individual peer effects for units with attribute  $a$  are additive if and only if  $\tau_i(r, r') = Y_i(r) - Y_i(r')$  is constant for each unit  $i$  with attribute  $a$ , or, equivalently,  $S_{[a]}^2(r-r') = 0$ .

Therefore, the final estimator for  $\text{Var}\{\hat{\tau}_{[a]}(r, r')\}$  is unbiased under additivity for  $a$ , and the final estimator for  $\text{Var}\{\hat{\tau}(r, r')\}$  is unbiased under additivity for all  $1 \leq a \leq H$ .

## 4. Inference for peer effects under complete randomization

The formulas of  $\pi_{[a]}(r)$ ,  $\pi_{[a][a']}(r, r')$ ,  $d_{[a][a']}(r, r')$ ,  $b_{[a]}(r)$  and  $c_{[a][a']}(r, r')$ , as well as the sampling variances of peer effect estimators, are complicated under random partition defined in Section 2.4.1, and are relegated to the Supplementary Material. However, they have much simpler forms under complete randomization defined in Section 2.4.2. In this section, we will focus on the point and interval estimation for peer effects under complete randomization.

### 4.1. Characterizing the treatment assignment of complete randomization

The randomness in the peer effect estimators comes solely from the treatment assignments for all units,  $(R_1, \dots, R_n)$ . Therefore, we need to first characterize the distribution of the treatments under complete randomization. Intuitively, the symmetry of complete randomization ensures that the distribution of  $(R_1, \dots, R_n)$  is the same as that under a certain stratified randomized experiment. The following proposition states this equivalence formally.

**Proposition 2.** Under Assumptions 1 and 2, complete randomization defined in Section 2.4.2 induces a stratified randomized experiment, in the sense that (1) for each  $1 \leq a \leq H$ , in the stratum consisting of  $n_{[a]}$  units with attribute  $a$ , there are  $n_{[a]r}$  units receiving treatment  $r$  for



any  $r \in \mathcal{R}$ , and any realization of treatments for these  $n_{[a]}$  units in this stratum has the same probability; and (2) the treatments of units are independent across strata.

Proposition 2 follows directly from the numerical implementation of complete randomization described in Section 2.4.2, which immediately implies the formulas of  $\pi_{[a]}(r)$ ,  $\pi_{[a][a']}(r, r')$ ,  $d_{[a][a']}(r, r')$ ,  $b_{[a]}(r)$  and  $c_{[a][a']}(r, r')$ . We give a formal proof in the Supplementary Material. The group assignment for units with the same attribute  $a$  induces a completely randomized experiment, with  $n_{[a]r}$  units receiving treatment  $r$ . Moreover, the group assignments for units with different attributes are jointly independent.

## 4.2. Point estimators for peer effects

According to the characterization of complete randomization in Proposition 2, the peer effect estimators have simpler forms.

**Corollary 1.** Under Assumptions 1 and 2, and under complete randomization defined in Section 2.4.2, for  $1 \leq a \leq H$  and  $r \neq r' \in \mathcal{R}$ ,

$$\hat{Y}_{[a]}(r) = n_{[a]r}^{-1} \sum_{i: A_i=a, R_i=r} Y_i, \quad \hat{\tau}_{[a]}(r, r') = \hat{Y}_{[a]}(r) - \hat{Y}_{[a]}(r'), \quad \hat{\tau}(r, r') = \sum_{a=1}^H w_{[a]} \hat{\tau}_{[a]}(r, r'). \quad (13)$$

Therefore, under complete randomization, the unbiased estimator of the subgroup average peer effect,  $\hat{\tau}_{[a]}(r, r')$ , is the observed difference in outcome means under treatments  $r$  and  $r'$  for units with attribute  $a$ .

## 4.3. Sampling variances of the peer effect estimators

The sampling variances under complete randomization depend solely on the finite population variances.

**Corollary 2.** Under Assumptions 1 and 2, and under complete randomization defined in Section 2.4.2, for  $1 \leq a \leq H$  and  $r \neq r' \in \mathcal{R}$ ,

$$\text{Var} \left\{ \hat{\tau}_{[a]}(r, r') \right\} = \frac{S_{[a]}^2(r)}{n_{[a]r}} + \frac{S_{[a]}^2(r')}{n_{[a]r'}} - \frac{S_{[a]}^2(r-r')}{n_{[a]}},$$

$$\text{Var}\{\hat{\tau}(r, r')\} = \sum_{a=1}^H w_{[a]}^2 \left\{ \frac{S_{[a]}^2(r)}{n_{[a]r}} + \frac{S_{[a]}^2(r')}{n_{[a]r'}} - \frac{S_{[a]}^2(r-r')}{n_{[a]}} \right\}.$$

According to Corollary 2, the variance formula of the subgroup average peer effect estimator under complete randomization is the same as that for classical completely randomized experiments with multiple treatments (Neyman 1923), due to the equivalence relationship in Proposition 2. Corollary 2 also implies that  $\text{Var}\{\hat{\tau}(r, r')\} \equiv \text{Var}\{\sum_{a=1}^H w_{[a]} \hat{\tau}_{[a]}(r, r')\} = \sum_{a=1}^H w_{[a]}^2 \text{Var}\{\hat{\tau}_{[a]}(r, r')\}$ , coherent with the independence structure across strata (i.e., units with different attributes). Moreover, the effective sample sizes  $n_{[a]r}$ 's in the variance formulas are the numbers of groups with different group attribute sets, as defined in (4).

#### 4.4. Estimating the sampling variances

According to Proposition 2,  $\hat{Y}_{[a]}(r) = \sum_{i:A_i=a, R_i=r} Y_i / n_{[a]r}$  reduces to the sample mean, and

$$s_{[a]}^2(r) = \frac{n_{[a]r}}{n_{[a]r} - 1} \left\{ \frac{1}{n_{[a]r}} \sum_{i:A_i=a, R_i=r} Y_i^2 - \hat{Y}_{[a]}^2(r) \right\} = (n_{[a]r} - 1)^{-1} \sum_{i:A_i=a, R_i=r} \{Y_i - \hat{Y}_{[a]}(r)\}^2 \quad (14)$$

reduces to the sample variance of the observed outcomes for units with attribute  $a$  receiving treatment  $r$ . Formula (14), coupled with Corollary 2, simplifies the variance estimators under complete randomization, which coincide with Neyman (1923)'s conservative variance estimators under classical completely randomized experiments with multiple treatments.

**Corollary 3.** Under Assumptions 1 and 2, and under complete randomization defined in Section 2.4.2, for  $1 \leq a \leq H$  and  $r \neq r' \in \mathcal{R}$ , the variance estimators for  $\hat{\tau}_{[a]}(r, r')$  and  $\hat{\tau}(r, r')$  become

$$\hat{V}_{[a]}(r, r') = \frac{s_{[a]}^2(r)}{n_{[a]r}} + \frac{s_{[a]}^2(r')}{n_{[a]r'}}, \quad \hat{V}(r, r') = \sum_{a=1}^H w_{[a]}^2 \left\{ \frac{s_{[a]}^2(r)}{n_{[a]r}} + \frac{s_{[a]}^2(r')}{n_{[a]r'}} \right\}. \quad (15)$$

Moreover,  $E\{\hat{V}_{[a]}(r, r')\} - \text{Var}\{\hat{\tau}_{[a]}(r, r')\} = n_{[a]}^{-1} S_{[a]}^2(r-r') \geq 0$ , which becomes zero under additivity for  $a$ , and  $E\{\hat{V}(r, r')\} - \text{Var}\{\hat{\tau}(r, r')\} = n^{-1} \sum_{a=1}^H w_{[a]} S_{[a]}^2(r-r') \geq 0$ , which becomes zero under additivity for all  $1 \leq a \leq H$ .

#### 4.5. Asymptotic distributions and confidence intervals for peer effects

The asymptotic analysis embeds the  $n$  units into a sequence of finite populations with increasing sizes; see Li and Ding (2017) for a review of finite population asymptotics in causal inference. Under complete randomization, if some regularity conditions hold, then  $\hat{\tau}_{[a]}(r, r')$  is asymptotically Normal, which allows us to construct a  $1 - \alpha$  Wald-type confidence interval for  $\tau_{[a]}(r, r')$ :  $\hat{\tau}_{[a]}(r, r') \pm q_{1-\alpha/2} \hat{V}_{[a]}^{1/2}(r, r')$ , with  $q_{1-\alpha/2}$  being the  $(1 - \alpha/2)$ th quantile of  $\mathcal{N}(0, 1)$ . Because the variance estimator  $\hat{V}_{[a]}(r, r')$  in (15) overestimates the true sampling variance on average, the confidence interval is asymptotically conservative, with the limit of coverage probability larger than or equal to the nominal level. Analogously, we can construct asymptotically conservative confidence intervals for  $\hat{\tau}(r, r')$ . We formally state the regularity condition as follows.

**Condition 1.** For any  $1 \leq a \leq H, r \neq r' \in \mathcal{R}$ , as  $n \rightarrow \infty$ ,

- (i) the proportions,  $w_{[a]}$  and  $n_{[a]r}/n_{[a]}$ , have positive limits,
- (ii) the finite population variances of potential outcomes and individual peer effects,  $S_{[a]}^2(r)$  and  $S_{[a]}^2(r-r')$ , have limits, and at least one of the limits of  $\{S_{[a]}^2(r) : r \in \mathcal{R}\}$  are non-zero,
- (iii)  $\max_{i:A_i=a} |Y_i(r) - \bar{Y}_{[a]}(r)|^2 / n_{[a]} \rightarrow 0$ .

Conditions (i) and (ii) are natural in most applications. Moreover, in our motivating application in education, GPA has bounded value in  $[0, 4]$ , and therefore condition (iii) holds automatically. The asymptotic results are summarized below.

**Theorem 3.** Under Assumptions 1 and 2, and under complete randomization defined in Section 2.4.2, if Condition 1 holds, then, for any  $1 \leq a \leq H$  and  $r \neq r' \in \mathcal{R}$ ,

- (a)  $\hat{\tau}_{[a]}(r, r')$  and  $\hat{\tau}(r, r')$  are asymptotically Normal,
- (b) the Wald-type confidence intervals for  $\tau_{[a]}(r, r')$  and  $\tau(r, r')$  are asymptotically conservative, unless the peer effects are additive for units with the same attribute.

Theorem 3 is purely randomization-based without any modeling assumptions of the outcomes. In the Supplementary Material, we discuss the regression-based approach for analyzing peer effects as an extension of Lin (2013) for completely randomized experiments. Under the

linear outcome model with full interaction between the unit's attribute  $A_i$  and the treatment received  $R_i$ , both the point estimator and Huber–White variance estimator for the subgroup average peer effect are (nearly) identical to the randomization-based ones under complete randomization using the potential outcomes framework. Therefore, complete randomization justifies the regression-based analysis for peer effects. However, such equivalence generally does not hold if the treatment assignment is not complete randomization, nor if we use the conventional variance estimator in linear models assuming homoscedasticity of the error terms.

#### 4.6. Asymptotic distributions and confidence sets for multiple peer effects

Below we study the joint asymptotic sampling distribution of multiple average peer effect estimators, which is useful for constructing confidence sets and testing significance of multiple average peer effects simultaneously. For mathematical convenience, we first center the potential outcomes:

$$\begin{aligned}\theta_i(r) &= Y_i(r) - |\mathcal{R}|^{-1} \sum_{r' \in \mathcal{R}} Y_i(r'), & \theta_{[a]}(r) &= n_{[a]}^{-1} \sum_{i: A_i=h} \theta_i(r) = \bar{Y}_{[a]}(r) - |\mathcal{R}|^{-1} \sum_{r' \in \mathcal{R}} \bar{Y}_{[a]}(r'), \\ \theta_i(\mathcal{R}) &= (\theta_i(r_1), \dots, \theta_i(r_{|\mathcal{R}|}))^\top, & \theta_{[a]}(\mathcal{R}) &= (\theta_{[a]}(r_1), \dots, \theta_{[a]}(r_{|\mathcal{R}|}))^\top.\end{aligned}$$

Let  $\hat{\theta}_{[a]}(r) = \hat{Y}_{[a]}(r) - |\mathcal{R}|^{-1} \sum_{r' \in \mathcal{R}} \hat{Y}_{[a]}(r')$  be the centered subgroup average potential outcome estimator, and  $\hat{\theta}_{[a]}(\mathcal{R}) = (\hat{\theta}_{[a]}(r_1), \dots, \hat{\theta}_{[a]}(r_{|\mathcal{R}|}))^\top$  be the  $|\mathcal{R}|$  dimensional column vector consisting of all the centered estimators. For any  $r, r' \in \mathcal{R}$ , the individual peer effect  $\tau_i(r, r')$ , the subgroup average peer effect  $\tau_{[a]}(r, r')$ , and the subgroup average peer effect estimators  $\hat{\tau}_{[a]}(r, r')$  are the same linear transformations of  $\theta_i(\mathcal{R}), \theta_{[a]}(\mathcal{R})$  and  $\hat{\theta}_{[a]}(\mathcal{R})$ , respectively. Therefore, it suffices to study the joint asymptotic sampling distribution of the  $\hat{\theta}_{[a]}(\mathcal{R})$ 's for all  $a$ , and construct confidence sets for  $\theta_{[a]}(\mathcal{R})$ 's and their linear transformations.

Define  $\Gamma = I_{|\mathcal{R}|} - |\mathcal{R}|^{-1} \mathbf{1}_{|\mathcal{R}|} \mathbf{1}_{|\mathcal{R}|}^\top$  as an  $|\mathcal{R}| \times |\mathcal{R}|$  projection matrix orthogonal to  $\mathbf{1}_{|\mathcal{R}|}$ . The theorem below summarizes joint inference for multiple peer effects.

**Theorem 4.** Under Assumptions 1 and 2, and under complete randomization defined in Section 2.4.2, assume Condition 1 holds. (a)  $\hat{\theta}_{[1]}(\mathcal{R}), \dots$ , and  $\hat{\theta}_{[H]}(\mathcal{R})$  are mutually independent; (b)

$\hat{\theta}_{[a]}(\mathcal{R})$  is unbiased for  $\theta_{[a]}(\mathcal{R})$  with sampling covariance  $\text{Cov}\{\hat{\theta}_{[a]}(\mathcal{R})\}$  as follows:

$$\Gamma \text{diag} \left\{ n_{[a]r_1}^{-1} S_{[a]}^2(r_1), \dots, n_{[a]r_{|\mathcal{R}|}}^{-1} S_{[a]}^2(r_{|\mathcal{R}|}) \right\} \Gamma - \frac{1}{n_{[a]}(n_{[a]} - 1)} \sum_{i:A_i=a} \left\{ \theta_i(\mathcal{R}) - \theta_{[a]}(\mathcal{R}) \right\} \left\{ \theta_i(\mathcal{R}) - \theta_{[a]}(\mathcal{R}) \right\}^\top;$$

(c)  $\hat{\theta}_{[a]}(\mathcal{R}) - \theta_{[a]}(\mathcal{R})$  is asymptotically Normal with mean 0 and covariance  $\text{Cov}\{\hat{\theta}_{[a]}(\mathcal{R})\}$ ; (d) the covariance estimator for  $\hat{\theta}_{[a]}(\mathcal{R})$ ,

$$\widehat{\text{Cov}}\{\hat{\theta}_{[a]}(\mathcal{R})\} = \Gamma \text{diag} \left\{ n_{[a]r_1}^{-1} s_{[a]}^2(r_1), \dots, n_{[a]r_{|\mathcal{R}|}}^{-1} s_{[a]}^2(r_{|\mathcal{R}|}) \right\} \Gamma, \quad (16)$$

is conservative in expectation, unless the peer effects are additive for units with attribute  $a$ .

According to Theorem 4, we can then obtain the Wald-type asymptotic conservative confidence sets for  $(\theta_{[1]}(\mathcal{R})^\top, \dots, \theta_{[H]}(\mathcal{R})^\top)^\top$  and their linear transformations, including multiple average or subgroup average peer effects as special cases.

## 5. Optimal treatment assignment mechanism

### 5.1. Point estimator for the optimal treatment assignment mechanism

Furthermore, the results in previous sections are useful for decision making, such as finding an optimal treatment assignment mechanism for a new population of size  $n' = m'(K + 1)$  according to some criteria, e.g., the expected total outcome. We need to assume that the new population is similar to the one in our data in some way; otherwise no conclusions can be made in general. For instance, we can assume that the subgroup average potential outcomes in the new population are linear transformations of those in our data, i.e. there exist  $c_1 > 0$  and  $c_0$  such that for all  $1 \leq a \leq H$  and  $r \in \mathcal{R}$ , we have  $\bar{Y}'_{[a]}(r) = c_1 \bar{Y}_{[a]}(r) + c_0$ . In our motivating application in education, the new population of interest usually consists of the students coming next year. The scale parameter  $c_1$  and shift parameter  $c_0$  can explain the proportional change and the absolute change of average GPAs across different years, which may be caused by the differences in qualities of students and difficulties of exams across different years.

We use complete randomization with  $L'(z)$  fixed at some vector  $l'$  for the new population, and our goal is to find  $l' = (l'_1, \dots, l'_T)$  that maximizes the expected total outcome. We are

looking for the optimal  $l'$  of complete randomization defined in Section 2.4.2, and therefore the final assignment  $Z'$  is still random. For any  $1 \leq a \leq H$  and  $r \in \mathcal{R}$ , let  $n'_{[a]r}$  be the number of units with attribute  $a$  receiving treatment  $r$  in the new population under complete randomization with  $L'(z)$  fixed at  $l'$ . As shown in (4) and Proposition 2, first,  $n'_{[a]r}$  is a deterministic function of  $l'$ ; second, within each stratum consisting of  $n'_{[a]}$  units with attribute  $a$ ,  $n'_{[a]r}$  units are randomly assigned to treatment  $r$  for any  $r \in \mathcal{R}$ ; third, the treatments for units in different strata are mutually independent. Therefore, the expected total outcome under complete randomization with  $L'(z) = l'$  is

$$E \left( \sum_{i=1}^{n'} Y'_i \right) = \sum_{a=1}^H E \left( \sum_{i:A_i=a} Y'_i \right) = \sum_{a=1}^H \sum_{r \in \mathcal{R}} n'_{[a]r} \bar{Y}'_{[a]}(r) = c_1 \sum_{a=1}^H \sum_{r \in \mathcal{R}} n'_{[a]r} \bar{Y}_{[a]}(r) + c_0 n', \quad (17)$$

where the last equality follows from  $\bar{Y}'_{[a]}(r) = c_1 \bar{Y}_{[a]}(r) + c_0$  and  $\sum_{a=1}^H \sum_{r \in \mathcal{R}} n'_{[a]r} = n'$ . Although the expected total outcome (17) of the new population depends on the unknown constants  $c_1$  or  $c_0$ , the maximizer  $l'_{\text{opt}}$  for this expected total outcome is the same as that for  $\sum_{a=1}^H \sum_{r \in \mathcal{R}} n'_{[a]r} \bar{Y}_{[a]}(r)$ . Moreover, we can unbiasedly estimate  $\sum_{a=1}^H \sum_{r \in \mathcal{R}} n'_{[a]r} \bar{Y}_{[a]}(r)$  by replacing  $\bar{Y}_{[a]}(r)$  with the corresponding unbiased estimator  $\hat{Y}_{[a]}(r)$ , and then use  $\hat{l}'_{\text{opt}}$  that maximizes the unbiased estimator  $\sum_{a=1}^H \sum_{r \in \mathcal{R}} n'_{[a]r} \hat{Y}_{[a]}(r)$  as an estimator for  $l'_{\text{opt}}$ . According to (4), the objective function reduces to

$$\begin{aligned} \sum_{a=1}^H \sum_{r \in \mathcal{R}} n'_{[a]r} \hat{Y}_{[a]}(r) &= \sum_{a=1}^H \sum_{r \in \mathcal{R}} \left\{ \sum_{t=1}^T I(g_t = \{a\} \cup r) l'_t g_t(a) \right\} \hat{Y}_{[a]}(r) \\ &= \sum_{t=1}^T \left\{ \sum_{a=1}^H \sum_{r \in \mathcal{R}} I(g_t = \{a\} \cup r) g_t(a) \hat{Y}_{[a]}(r) \right\} l'_t, \end{aligned} \quad (18)$$

which is a linear function of  $l' = (l'_1, \dots, l'_T)$ . In (18), the coefficient of  $l'_t$  is the estimated total outcome of  $K+1$  units in the group with group attribute  $g_t$ . The constraints on  $l'$  include that all the  $l'_t$ 's are non-negative integers, and the number of units with attribute  $a$  implied by  $l'$  is fixed:

$$\begin{cases} \sum_{t=1}^T g_t(a) l'_t = n'_{[a]}, & (a = 1, \dots, H), \\ l'_t \geq 0, \quad l'_t \text{ is an integer}, & (t = 1, \dots, T). \end{cases} \quad (19)$$

Both the objective function (18) and the constraints (19) are linear in  $l'$ . Therefore, finding the maximizer  $\hat{l}'$  is a linear integer programming problem, which can be solved by standard routines.

When the sample size is not too large, we can enumerate all possible values of  $l'$  to obtain the maximizer.

In contrast to our scenario with finite population and general  $K$  peers, Bhattacharya (2009) considered the optimal peer assignment in the super population scenario where each unit has one peer ( $K = 1$ ), and the optimization problem becomes a linear programming problem without the integer constraint.

## 5.2. Inference for the optimal assignment mechanism

Section 5.1 provides a point estimator of the optimal treatment assignment mechanism. The uncertainty of the point estimator comes from the uncertainty of  $\hat{Y}_{[a]}(r)$ 's as estimators of  $\bar{Y}_{[a]}(r)$ 's. Below we consider constructing confidence sets for the optimal  $l'_{\text{opt}}$  of complete randomization. Note that  $\sum_{r \in \mathcal{R}} n'_{[a]r} = n'_{[a]}$  is fixed for all  $a$ . By the definitions of  $\theta_{[a]}(r)$  and  $\hat{\theta}_{[a]}(r)$ , the true and estimated optimal treatment assignment mechanisms discussed in Section 5.1 satisfy

$$\begin{aligned} l'_{\text{opt}} &= \arg \max_{l' \in \mathcal{L}'} \sum_{a=1}^H \sum_{r \in \mathcal{R}} n'_{[a]r} \bar{Y}_{[a]}(r) = \arg \max_{l' \in \mathcal{L}'} \sum_{a=1}^H \sum_{r \in \mathcal{R}} n'_{[a]r} \theta_{[a]}(r), \\ \hat{l}'_{\text{opt}} &= \arg \max_{l' \in \mathcal{L}'} \sum_{a=1}^H \sum_{r \in \mathcal{R}} n'_{[a]r} \hat{Y}_{[a]}(r) = \arg \max_{l' \in \mathcal{L}'} \sum_{a=1}^H \sum_{r \in \mathcal{R}} n'_{[a]r} \hat{\theta}_{[a]}(r), \end{aligned} \quad (20)$$

where  $\mathcal{L}'$  denotes the set of all possible  $l'$  satisfying the constraint (19). Here we represent  $l'_{\text{opt}}$  using the centered subgroup average potential outcomes, because the  $\theta_{[a]}(r)$ 's have simpler asymptotically conservative confidence sets, as shown in Theorem 4. For any  $\alpha \in (0, 1)$ , let  $\mathcal{C}_{[a]}(\alpha)$  be the  $1 - \alpha$  Wald-type asymptotic conservative confidence set for  $\theta_{[a]}(\mathcal{R})$ . Then a  $1 - \alpha$  asymptotic conservative confidence set for  $l'_{\text{opt}}$  is

$$\left\{ \arg \max_{l' \in \mathcal{L}'} \sum_{a=1}^H \sum_{r \in \mathcal{R}} n'_{[a]r} \bar{\theta}_{[a]}(r) : \bar{\theta}_{[1]}(\mathcal{R}) \in \mathcal{C}_{[1]}(\bar{\alpha}), \dots, \bar{\theta}_{[H]}(\mathcal{R}) \in \mathcal{C}_{[H]}(\bar{\alpha}), \bar{\alpha} = 1 - (1 - \alpha)^{1/H} \right\}. \quad (21)$$

The confidence set in (21) involves solving infinite linear integer programming problems, which are computationally intensive. More importantly, the interpretation of the confidence set in (21) seems unnatural for making decisions in the future because the “confidence” statement is a property over repeated sampling of the previous experiment. Ideally, we need to make future decisions conditioning on the observed data rather than averaging over them. Below

we investigate the “fiducial distribution” (Fisher 1935; Dasgupta et al. 2015) of  $l'_{\text{opt}}$ , which is constructed using the asymptotic sampling distribution in Theorem 4 and a direct fiducial argument by changing the roles of the estimators and estimands. Compared to confidence sets, the “fiducial distribution” is not only a computational compromise but also has a natural Bayesian interpretation.

Let  $\tilde{\theta}_{[a]}(\mathcal{R}) \equiv (\tilde{\theta}_{[a]}(r_1), \dots, \tilde{\theta}_{[a]}(r_{|\mathcal{R}|}))$  follow a multivariate Normal distribution with mean  $\hat{\theta}_{[a]}(\mathcal{R})$  and covariance  $\widehat{\text{Cov}}\{\hat{\theta}_{[a]}(\mathcal{R})\}$  in (16), independently for  $1 \leq a \leq H$ . The fiducial distribution of  $l'_{\text{opt}}$  is the distribution of  $\tilde{l}'_{\text{opt}} \equiv \arg \max_{l' \in \mathcal{L}'} \sum_{a=1}^H \sum_{r \in \mathcal{R}} n'_{[a]r} \tilde{\theta}_{[a]}(r)$ , with  $\theta_{[a]}(r)$  in (20) replaced by the *random vector*  $\tilde{\theta}_{[a]}(\mathcal{R})$ . Computationally, to simulate from  $\tilde{l}'_{\text{opt}}$ , we can first simulate the  $\tilde{\theta}_{[a]}(\mathcal{R})$ ’s independently from Normal distributions and then calculate  $\tilde{l}'_{\text{opt}}$ . Philosophically, we can view  $\tilde{\theta}_{[a]}(\mathcal{R})$  as the Bayesian posterior distribution of  $\theta_{[a]}(\mathcal{R})$  based on the sampling distribution in Theorem 4 under a flat prior, and consequently  $\tilde{l}'_{\text{opt}}$  as the Bayesian posterior distribution of  $l'_{\text{opt}}$ . Rigorously speaking, this is not a full Bayesian but only a limited information Bayesian approach (Kwan 1999; Sims 2006), which does not need to impose a full outcome model. Therefore, the “fiducial distribution” we propose enjoys not only the robustness of randomization inference without outcome modeling but also the interpretability of Bayesian inference for decision making.

## 6. Application to roommate assignment in Peking University

We have conducted simulations to study the coverage probabilities of the confidence intervals in finite samples, showing that the confidence intervals work well with moderate sample sizes similar to those found in the application below. To save space in the main paper, we relegate the numerical studies to the Supplementary Material. In this section, we illustrate the methodology with the real-life example from Peking University.

### 6.1. Overview of the data

The dataset consists of college students graduating in 2013 and 2014 from 25 departments of Peking University, e.g., mathematics, physics, chemistry, biology, informatics, economics and so on. Each year after freshmen are enrolled, the university assigns dorms to departments, and the



departments then assign students to these four-person dorms. The roommate assignment for students of the same department, the same gender and the same graduating year are close to random partition defined in Section 2.4.1.

Among students graduating in 2013 and 2014, 73.9% of them were admitted through Gaokao, 21.7% were admitted through recommendation, and 4.4% were admitted through other ways (omitted in our analysis). For example, 43.2% students are from recommendation in the mathematics department, 45.2% in physics, 52.5% in chemistry, 22.4% in biology, and 28.4% in informatics. The observed academic outcomes include the students' GPAs for all academic years. Academic performance in their first year plays an important role in the later development of students, and freshmen are more likely to be affected by their roommates. Therefore, we consider freshman year GPA as our major outcome of interest. The average freshman GPAs for students from Gaokao and recommendation graduating in 2013 and 2014 are 3.26 and 3.37, respectively, confirming the intuition that on average students from recommendation do better than students from Gaokao in the freshman year. Importantly, we want to understand the effect of roommate types on students' academic performance, and to design an optimal roommate assignment. Therefore, we need to estimate peer effects.

## 6.2. Point and interval estimators for peer effects

The student room assignment is conditional on department, gender and the graduating year. We focus on the male students graduating in 2013 from informatics and physics departments separately, due to their relative large sample sizes and the close connection between the freshman introductory courses and the training in the corresponding high school Olympiads. The informatics department has 104 students from Gaokao and 52 students from recommendation, and the physics department has 49 students from Gaokao and 43 students from recommendation. If we conduct inference conditioning on the numbers of groups with different group attribute sets, the treatment assignment mechanism is equivalent to complete randomization. Recall that students admitted through Gaokao have attribute 1, and students admitted by recommendation have attribute 2. Under Assumptions 1 and 2, we have four treatments, contained in  $\mathcal{R} = \{r_1, r_2, r_3, r_4\} = \{111, 112, 122, 222\}$ .

Figure 2 shows the estimated average potential outcomes  $\hat{Y}(r)$  and  $\hat{Y}_{[a]}(r)$ , as well as their

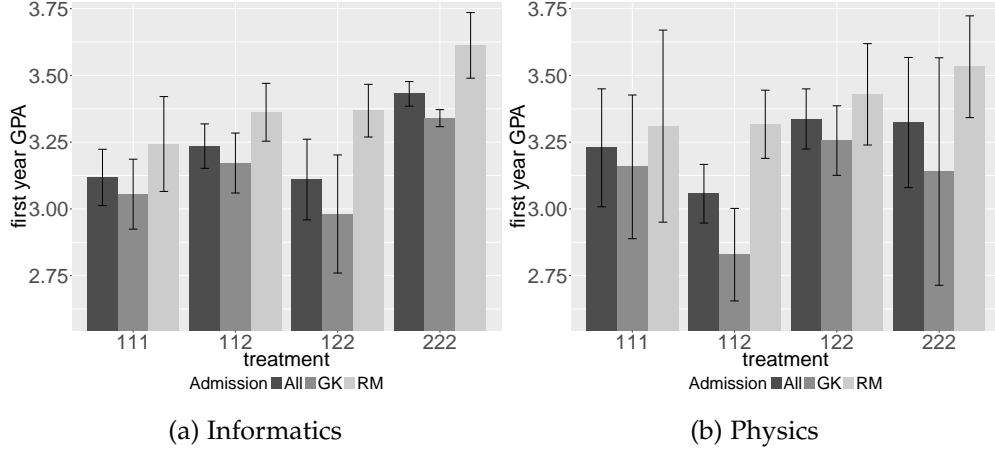


Figure 2: Estimated average and subgroup average potential outcomes with  $\{r_1, r_2, r_3, r_4\} = \{111, 112, 122, 222\}$ . The black, grey and light-grey bars denote the estimated average potential outcomes under different treatments for all students, students admitted through Gaokao and recommendation, respectively, and the solid lines denote the 95% confidence intervals.

95% confidence intervals, of all possible  $a$  and  $r$  for these two departments. According to Figure 2, generally students with more roommates from recommendation have higher GPAs.

Table 2 shows the estimated average peer effects for these two departments, as well as their estimated standard errors according to Corollary 3. The effects of treatment  $r_4$  are significantly better than other treatments for students in informatics, and treatment  $r_3$  is significantly better than treatment  $r_2$  for students from Gaokao in physics.

Figure 2 displays some interesting results. For students from recommendation in both the informatics and physics departments, the more roommates from recommendation the higher their average GPAs are. However, this monotonic pattern does not apply to students from Gaokao: in the informatics department, the average GPA drops when the number of their peers from recommendation increases from 1 to 2 (i.e., the treatment moves from  $r_2 = 112$  to  $r_3 = 122$ ); in the physics department, the average GPA drops when the number of their peers from recommendation increases from 0 to 1 (i.e., the treatment moves from  $r_1 = 111$  to  $r_2 = 112$ ) and drops again when the number of their peers from recommendation increases from 2 to 3 (i.e., the treatment moves from  $r_3 = 122$  to  $r_4 = 222$ ). From our analysis, we do observe some treatment effect heterogeneity in different subgroups although many results in Table 2 are insignificant due to small sample sizes.

Table 2: Estimated peer effects with  $\mathcal{R} = \{r_1, r_2, r_3, r_4\} = \{111, 112, 122, 222\}$ .  $\hat{\tau}$ ,  $\hat{\tau}_{[1]}$  and  $\hat{\tau}_{[2]}$  are the estimated average peer effects (subgroup average peer effects) for students from Gaokao and recommendation, respectively. The numbers in the parentheses are the estimated standard errors. The bold numbers correspond to those peer effects significantly different from zero at level 0.05.

Department	Estimator	$(r_1, r_2)$	$(r_1, r_3)$	$(r_1, r_4)$	$(r_2, r_3)$	$(r_2, r_4)$	$(r_3, r_4)$
Informatics	$\hat{\tau}$	-0.117	0.008	- <b>0.313</b>	0.125	- <b>0.196</b>	- <b>0.321</b>
		(0.086)	(0.109)	(0.071)	(0.101)	(0.059)	(0.089)
	$\hat{\tau}_{[1]}$	-0.117	0.074	- <b>0.285</b>	0.191	- <b>0.168</b>	- <b>0.359</b>
		(0.112)	(0.152)	(0.087)	(0.145)	(0.074)	(0.127)
	$\hat{\tau}_{[2]}$	-0.119	-0.125	- <b>0.369</b>	-0.006	- <b>0.250</b>	- <b>0.244</b>
		(0.126)	(0.120)	(0.123)	(0.092)	(0.096)	(0.088)
Physics	$\hat{\tau}$	0.172	-0.108	-0.095	- <b>0.280</b>	-0.267	0.013
		(0.142)	(0.140)	(0.177)	(0.103)	(0.150)	(0.148)
	$\hat{\tau}_{[1]}$	0.329	-0.099	0.017	- <b>0.427</b>	-0.311	0.116
		(0.185)	(0.167)	(0.268)	(0.145)	(0.255)	(0.243)
	$\hat{\tau}_{[2]}$	-0.007	-0.119	-0.222	-0.112	-0.215	-0.103
		(0.219)	(0.231)	(0.225)	(0.145)	(0.135)	(0.153)

### 6.3. Optimal roommate assignment

We consider the optimal roommate assignment mechanism for the same population as that in the informatics or physics department, separately. We estimate the optimal complete randomization assignment mechanism and obtain the fiducial distribution of  $l_{\text{opt}}$ . Table 3 shows both the estimators and fiducial distributions for the optimal roommate assignments of both departments, where the group attribute sets are defined as  $\mathcal{G} = \{g_1, \dots, g_5\} = \{1111, 1112, 1122, 1222, 2222\}$ .

According to Table 3, it seems that students living with those of the same type can maximize the overall academic performance of all students, which may encourage separating students admitted from different channels. However, there is a lot of uncertainty about the optimal treatment assignment. If we consider optimal treatment assignments with the top five fiducial probabilities, most of them do suggest mixing students with different attributes. The decision from a single point estimate of the optimal treatment assignment may be misleading. Moreover, in practice, the average GPA is just a single measure of the students' performance, and other criteria may come into play in practice. For example, if we consider both the average GPA and the diversity of students in each room, it seems better to mix the students admitted from different channels.

Table 3: Fiducial distributions of optimal roommate assignments. Estimated optimal roommate assignments are in bold with  $\mathcal{G} = \{g_1, \dots, g_5\} = \{1111, 1112, 1122, 1222, 2222\}$ . The “Prob.” columns denote the fiducial probability of the treatment assignment based on  $10^4$  draws, and the “Outcome” columns denote the unbiased estimator for the expected total GPA under any treatment assignment mechanism.

Informatics							Physics						
Prob.	Outcome	$l_1$	$l_2$	$l_3$	$l_4$	$l_5$	Prob.	Outcome	$l_1$	$l_2$	$l_3$	$l_4$	$l_5$
0.488	505.60	<b>26</b>	<b>0</b>	<b>0</b>	<b>0</b>	<b>13</b>	0.555	306.29	<b>12</b>	<b>0</b>	<b>0</b>	<b>1</b>	<b>10</b>
0.209	504.96	2	32	0	0	5	0.160	301.61	2	0	20	1	0
0.159	504.27	0	34	1	0	4	0.132	302.36	9	0	0	13	1
0.091	504.03	0	34	0	2	3	0.059	300.49	1	1	21	0	0
0.015	502.70	0	33	0	5	1	0.049	301.89	8	0	2	13	0
0.009	496.64	0	26	13	0	0	0.022	305.17	11	1	1	0	10
0.009	488.71	13	0	26	0	0	0.010	300.82	8	1	0	14	0
0.008	498.42	22	0	0	16	1	0.004	288.48	1	15	0	0	7
0.007	497.95	21	1	0	17	0	0.004	302.99	10	3	0	0	10
0.003	501.62	0	32	1	6	0	0.003	287.62	0	13	0	10	0
0.002	501.84	1	31	0	7	0	0.002	298.31	0	3	20	0	0

#### 6.4. Future research directions based on this data set

There are several interesting future research directions based on this data set. First, we used the largest two departments of Peking University for randomization-based inference, because large sample approximations for other small departments are unlikely to be reliable. Second, we analyzed the data from different departments separately. It would be interesting to analyze the dataset of the whole university simultaneously, allowing the smaller departments to borrow information from other larger departments. Third, the data set also contains other background information, and it is important to leverage these covariates to improve estimation efficiency.

## 7. Discussion: inference without Assumption 1 or 2

Assumptions 1 and 2 may be strong and are likely to be violated for some applications. Below we consider alternative inferential strategies when they fail. To avoid making the paper too lengthy, we summarize the main results below and relegate the technical details to the Supplementary Material.

## 7.1. Randomization test

Without Assumption 1 or 2, we can still use the randomization tests for the sharp null hypothesis that the treatment  $Z$  does not affect any units, which preserves the type one error in finite samples. However, rejecting the sharp null hypothesis may not be informative for understanding peer effects. It is worth extending previous randomization test strategies (Rosenbaum 2007; Luo et al. 2012; Aronow 2012; Bowers et al. 2013; Rigdon and Hudgens 2015; Athey et al. 2016; Basse et al. 2017) to our setting.

## 7.2. Other estimands of interest

As pointed out by one reviewer, we can unbiasedly estimate some other estimands without Assumption 1 or 2. For example, let  $Y_i^{\mathcal{D}}(r) = \sum_{z \in \mathcal{Z}} \text{pr}(Z = z \mid R_i = r) Y_i(z)$  be a weighted average of unit  $i$ 's potential outcomes, where the superscript  $\mathcal{D}$  denotes the design that determines the weights, for example,  $\mathcal{D}$  equals RP for random partition and CR for complete randomization. Because the weight is nonzero only for assignment  $z$  such that  $R_i(z_i) = r$ , we can view  $Y_i^{\mathcal{D}}(r)$  as a summary of the potential outcomes  $Y_i(z)$ 's when unit  $i$  has  $K$  peers with attributes  $r$ . Moreover, if Assumption 1 holds,  $Y_i^{\text{RP}}(r) = Y_i^{\text{CR}}(r)$  reduces to the simple average of the  $Y_i(z_i)$ 's for  $z_i$  such that  $R_i(z_i) = r$ . Thus, we can view  $\tau_i^{\mathcal{D}}(r, r') = Y_i^{\mathcal{D}}(r) - Y_i^{\mathcal{D}}(r')$  as an individual peer effect comparing treatments  $r$  and  $r'$ . Define  $\bar{Y}_{[a]}^{\mathcal{D}}(r)$  and  $\tau_{[a]}^{\mathcal{D}}(r, r')$  as the averages of  $Y_i^{\mathcal{D}}(r)$ 's and  $\tau_i^{\mathcal{D}}(r, r')$ 's for units with attribute  $a$ , and  $\tau^{\mathcal{D}}(r, r')$  as the average of  $\tau_i^{\mathcal{D}}(r, r')$ 's for all units. A salient feature of this type of estimands, as emphasized by the superscript  $\mathcal{D}$ , is its dependence on the design. In contrast, the estimands  $\tau_{[a]}(r, r')$  and  $\tau(r, r')$  in previous sections do not depend on the design. Under treatment assignment mechanisms satisfying Assumption 3, we can show that the estimators  $\hat{Y}_{[a]}(r)$ ,  $\hat{\tau}_{[a]}(r, r')$  and  $\hat{\tau}(r, r')$  in (5) and (6) are still unbiased for  $\bar{Y}_{[a]}^{\mathcal{D}}(r)$ ,  $\tau_{[a]}^{\mathcal{D}}(r, r')$  and  $\tau^{\mathcal{D}}(r, r')$ , respectively. However, it is challenging to evaluate the uncertainty of these estimators, due to the lack of replications for all treatment levels.

In sum, Assumptions 1 and 2 can be strong in practice. Without them, although it is possible to obtain meaningful point estimates, it is challenging to conduct repeated sampling inference.

### 7.3. Distributional assumptions on potential outcomes

In this subsection, we consider an alternative approach by imposing some distributional assumptions on the potential outcomes. In particular, instead of assuming that the potential outcomes depend only on the peer attribute set as in Assumption 2, we allow for some deviations but need an additional distributional assumption on the error terms.

**Assumption 4.** The potential outcome can be decomposed as  $Y_i(z) = Y_i(R_i(z_i)) + \varepsilon_i(z)$  with the error terms satisfying

- (i) for any peer assignment  $z \in \mathcal{Z}$ ,  $(\varepsilon_1(z), \dots, \varepsilon_n(z))$  are jointly independent with zero mean;
- (ii) for any attribute  $1 \leq a \leq H$  and any peer attribute set  $r \in \mathcal{R}$ , all  $\{\varepsilon_i(z) : A_i = a, R_i(z) = r\}$  have the same variance  $\sigma_{[a]r}^2$ .

Assumption 4 is weaker than Assumption 2, and is reduced to Assumption 2 when the  $\varepsilon_i(z)$ 's are all zero, i.e.,  $\sigma_{[a]r}^2 = 0$  for all  $a$  and  $r$ . Under Assumption 4,  $\tau_{[a]}(r, r')$  in (1) is still a meaningful estimand, although it depends only on the main terms instead of the potential outcomes. Moreover, it equals the expectation of  $\tau_{[a]}^D(r, r')$  by averaging over the random error terms. Under complete randomization, we show in the Supplementary Material that  $\hat{\tau}_{[a]}(r, r')$  is still an unbiased estimator for  $\tau_{[a]}(r, r')$ , and the variance estimator  $\hat{V}_{[a]}(r, r')$  is still conservative in expectation for the sampling variance  $\hat{\tau}_{[a]}(r, r')$ .

### 7.4. Peer effects for a target subpopulation

#### 7.4.1. Target subpopulation, potential outcomes, and peer effects

In this section, we consider the approach used in Langenskiöld and Rubin (2008) and formulate it using the potential outcomes introduced in this paper. Following Langenskiöld and Rubin (2008), we consider an ideal setting in which we initially assign most units to groups except for a subgroup of units with attribute  $a$ . We call this subgroup of units with attribute  $a$  the “target” subpopulation, and assume that the units in the target subpopulation have identity numbers  $(1, 2, \dots, \underline{m})$ . The size of this target subpopulation  $\underline{m}$  can be smaller than or equal to  $n_{[a]}$ . The hypothetical experiment proceeds in two steps. First, we assign all units except

the target subpopulation into all  $m$  groups, with  $\underline{m} \leq m$  groups containing  $K$  units and the remaining  $m - \underline{m}$  groups containing  $K + 1$  units. Second, we assign the  $\underline{m}$  units in the target subpopulation into these  $\underline{m}$  groups with  $K$  units. Therefore, the peer assignments for units in the target subpopulation will be a permutation of  $\underline{m}$  sets, each consisting of  $K$  units initially assigned to the same group.

Below we extend the notation to facilitate the discussion. We use  $(\zeta_1, \dots, \zeta_{\underline{m}})$  to denote the units initially assigned to the  $\underline{m}$  groups, where  $\zeta_k$  is the set consisting of the identity numbers of the  $K$  units in group  $k$  ( $1 \leq k \leq \underline{m}$ ). Therefore, the peer assignments for units in the target subpopulation,  $(z_1, \dots, z_{\underline{m}})$ , is a permutation of  $(\zeta_1, \dots, \zeta_{\underline{m}})$ , and the peer assignments for units in the remaining  $m - \underline{m}$  groups are fixed. Therefore, we can simplify the potential outcome for unit  $i$  to  $Y_i(z_1, \dots, z_{\underline{m}}, z_{\underline{m}+1}, \dots, z_n) = Y_i(z_1, \dots, z_{\underline{m}})$ , for  $1 \leq i \leq \underline{m}$ .

As suggested by Langenskiöld and Rubin (2008), we introduce the following two assumptions.

**Assumption 5.** For any two peer assignments  $(z_1, \dots, z_{\underline{m}})$  and  $(z'_1, \dots, z'_{\underline{m}})$  and any unit  $1 \leq i \leq \underline{m}$  in the target subpopulation, if  $z_i = z'_i$ , then  $Y_i(z_1, \dots, z_{\underline{m}}) = Y_i(z'_1, \dots, z'_{\underline{m}})$ .

Assumption 5 requires that each unit's potential outcomes depend only on its own peers, under which we can simplify the potential outcome to  $Y_i(z_1, \dots, z_{\underline{m}}) = Y_i(z_i)$  for unit  $i$ .

**Assumption 6.** For any two peer assignments  $(z_1, \dots, z_{\underline{m}})$  and  $(z'_1, \dots, z'_{\underline{m}})$  and any unit  $1 \leq i \leq \underline{m}$  in the target subpopulation, if  $R_i(z_i) = R_i(z'_i)$ , then  $Y_i(z_i) = Y_i(z'_i)$ .

Assumption 6 requires that each unit's potential outcomes depend only on the attributes of its peers, under which we can simplify the potential outcome to  $Y_i(z_i) = Y_i(R_i(z_i))$  for unit  $i$ .

Langenskiöld and Rubin (2008) chose the attribute to be the smoking behavior and the target subpopulation to be nonsmoking freshman, and classified the suites with initially assigned units  $\zeta_1, \dots, \zeta_{\underline{m}}$  into two categories: smoking or nonsmoking suites.

Under Assumptions 5 and 6, for unit  $i$  in the target subpopulation, its potential outcome simplifies to  $Y_i(r)$  for some  $r \in \mathcal{R}$ . Comparing two treatments  $r, r' \in \mathcal{R}$ , the individual peer effect for unit  $i$  is  $\tau_i(r, r') = Y_i(r) - Y_i(r')$ , and the average peer effect for units in the target subpopulation is  $\tau_{\text{tg}}(r, r') = \underline{m}^{-1} \sum_{i=1}^{\underline{m}} \tau_i(r, r')$ . We are interested in inferring  $\tau_{\text{tg}}$ .

### 7.4.2. Construction of target subpopulation and statistical inference

We need to first construct the target subpopulation and then infer the peer effects for it. For the observed peer assignment  $Z$ , let  $\underline{m}$  be the number of groups with units of attribute  $a$ . For each of the  $\underline{m}$  groups, we randomly pick one unit with attribute  $a$  to constitute the target subpopulation, and denote the remaining units in these groups as  $(\zeta_1, \dots, \zeta_{\underline{m}})$ . To construct the ideal setting, we conduct inference conditional on the group assignments for all units excluding the target subpopulation. The remaining randomness comes solely from the peer assignments of the target subpopulation, which is a random permutation of  $(\zeta_1, \dots, \zeta_{\underline{m}})$  under complete randomization. Moreover, under Assumptions 5 and 6, the treatment assignment is a completely randomized experiment with multiple treatments taking values in  $\mathcal{R} = \{r_1, \dots, r_{|\mathcal{R}|}\}$  (Neyman 1923). Therefore, for the average peer effect  $\tau_{\text{tg}}(r, r')$ , an unbiased estimator is the standard difference-in-means for units receiving treatments  $r$  and  $r'$ . We relegate the sampling variance and variance estimator to the Supplementary Material.

### 7.4.3. Comparison and connection to our approach

Compared to Assumptions 1 and 2, Assumptions 5 and 6 are weaker in the sense that they make assumptions for the target subpopulation instead of all units, and for a subset of peer assignments, i.e., the unique values in  $(\zeta_1, \dots, \zeta_{\underline{m}})$ . However, under this ideal setting with Assumptions 5 and 6, we can only infer peer effects for the target subpopulation instead of all units.

As described in Section 7.4.2, there is randomness in the construction of the target subpopulation. Interestingly, averaging over all possible constructions, the point estimator for  $\tau_{\text{tg}}(r, r')$  will be the same as  $\hat{\tau}_{[a]}(r, r')$  in (13). We prove this result in the Supplementary Material.

## References

W. An. Models and methods to identify peer effects. *The Sage Handbook of Social Network Analysis*. London: Sage, pages 515–532, 2011.



- P. M. Aronow. A general method for detecting interference between units in randomized experiments. *Sociological Methods and Research*, 41:3–16, 2012.
- P. M. Aronow and C. Samii. Estimating average causal effects under interference between units. *Annals of Applied Statistics*, in press, 2017.
- B. Arpino and A. Mattei. Assessing the causal effects of financial aids to firms in Tuscany allowing for interference. *Annals of Applied Statistics*, 10:1170–1194, 2016.
- S. Athey, D. Eckles, and G. W. Imbens. Exact p-values for network interference. *Journal of the American Statistical Association*, in press, 2016.
- G. Basse and A. Feller. Analyzing two-stage experiments in the presence of interference. *Journal of the American Statistical Association*, in press, 2017.
- Guillaume Basse, Avi Feller, and Panos Toulis. Exact tests for two-stage randomized designs in the presence of interference. *arXiv preprint arXiv:1709.08036*, 2017.
- D. Bhattacharya. Inferring optimal peer assignment from experimental data. *Journal of the American Statistical Association*, 104:486–500, 2009.
- J. Bowers, M. M. Fredrickson, and C. Panagopoulos. Reasoning about interference between units: A general framework. *Political Analysis*, 21:97–124, 2013.
- D. S. Choi. Estimation of monotone treatment effects in network experiments. *Journal of the American Statistical Association*, in press, 2016.
- D. R. Cox. *Planning of Experiments*. Oxford, England: Wiley, 1958.
- T. Dasgupta, N. S. Pillai, and D. B. Rubin. Causal inference from  $2^K$  factorial designs by using potential outcomes. *Journal of the Royal Statistical Society: Series B (Statistical Methodology)*, 77: 727–753, 2015.
- P. Ding. A paradox from randomization-based causal inference. *Statistical Science*, in press, 2016.
- R. A. Fisher. *The Design of Experiments, 1st Edition*. Edinburgh, London: Oliver and Boyd, 1935.

- Laura Forastiere, Edoardo M Airoidi, and Fabrizia Mealli. Identification and estimation of treatment and interference effects in observational studies on networks. *arXiv preprint arXiv:1609.06245*, 2016.
- P. Goldsmith-Pinkham and G. W. Imbens. Social networks and the identification of peer effects. *Journal of Business and Economic Statistics*, 31:253–264, 2013.
- B. S. Graham, G. W. Imbens, and G. Ridder. Measuring the effects of segregation in the presence of social spillovers: A nonparametric approach. *National Bureau of Economic Research Working Paper 16499*, 2010.
- M. E. Halloran and C. J. Struchiner. Study designs for dependent happenings. *Epidemiology*, 2: 331–338, 1991.
- M. E. Halloran and C. J. Struchiner. Causal inference in infectious diseases. *Epidemiology*, 6: 142–151, 1995.
- G. Hong and S. W. Raudenbush. Evaluating kindergarten retention policy: A case study of causal inference for multilevel observational data. *Journal of the American Statistical Association*, 101: 901–910, 2006.
- M. G. Hudgens and M. E. Halloran. Toward causal inference with interference. *Journal of the American Statistical Association*, 103:832–842, 2008.
- N. Ichino and M. Schündeln. Deterring or displacing electoral irregularities? Spillover effects of observers in a randomized field experiment in Ghana. *The Journal of Politics*, 74:292–307, 2012.
- Y. K. Kwan. Asymptotic Bayesian analysis based on a limited information estimator. *Journal of Econometrics*, 88:99–121, 1999.
- S. Langenskiöld and D. B. Rubin. Outcome-free design of observational studies: Peer influence on smoking. *Annales d’Économie et de Statistique*, (91/92):107–125, 2008.
- X. Li and P. Ding. General forms of finite population central limit theorems with applications to causal inference. *Journal of the American Statistical Association*, in press, 2017.

- W. Lin. Agnostic notes on regression adjustments to experimental data: Reexamining Freedman's critique. *The Annals of Applied Statistics*, 7:295–318, 2013.
- L. Liu and M. G. Hudgens. Large sample randomization inference of causal effects in the presence of interference. *Journal of the American Statistical Association*, 109:288–301, 2014.
- L. Liu, M. G. Hudgens, and S. Becker-Dreps. On inverse probability-weighted estimators in the presence of interference. *Biometrika*, 103:829–842, 2016.
- X. Luo, D. S. Small, C. S. R. Li, and P. R. Rosenbaum. Inference with interference between units in an fMRI experiment of motor inhibition. *Journal of the American Statistical Association*, 107:530–541, 2012.
- C. F. Manski. Identification of endogenous social effects: The reflection problem. *The Review of Economic Studies*, 60:531–542, 1993.
- C. F. Manski. Identification of treatment response with social interactions. *The Econometrics Journal*, 16:S1–S23, 2013.
- E. Miguel and M. Kremer. Worms: identifying impacts on education and health in the presence of treatment externalities. *Econometrica*, 72:159–217, 2004.
- J. Neyman. On the application of probability theory to agricultural experiments. Essay on principles (with discussion). Section 9 (translated). reprinted ed. *Statistical Science*, 5:465–472, 1923.
- D. W. Nickerson. Is voting contagious? Evidence from two field experiments. *American Political Science Review*, 102:49–57, 2008.
- E. L. Ogburn and T. J. VanderWeele. Causal diagrams for interference. *Statistical Science*, 29:559–578, 2014.
- C. Perez-Heydrich, M. G. Hudgens, M. E. Halloran, J. D. Clemens, M. Ali, and M. E. Emch. Assessing effects of cholera vaccination in the presence of interference. *Biometrics*, 70:731–741, 2014.
- J. Rigdon and M. G. Hudgens. Exact confidence intervals in the presence of interference. *Statistics and Probability Letters*, 105:130–135, 2015.

- P. R. Rosenbaum. Interference between units in randomized experiments. *Journal of the American Statistical Association*, 102:191–200, 2007.
- D. B. Rubin. Comment on “Randomization analysis of experimental data: the Fisher randomization test” by D. Basu. *Journal of American Statistical Association*, 75:591–593, 1980.
- D. B. Rubin. Causal Inference using potential outcomes: Design, Modeling, Decisions. *Journal of the American Statistical Association*, 100:322–331, 2005.
- B. Sacerdote. Peer Effects with Random Assignment: Results for Dartmouth Roommates. *The Quarterly Journal of Economics*, 116:681–704, 2001.
- F. Sävje, P. M. Aronow, and M. G. Hudgens. Average treatment effects in the presence of unknown interference. *arXiv preprint arXiv:1711.06399*, 2017.
- C. A. Sims. On an example of Larry Wasserman. Technical report, Princeton University, <http://sims.princeton.edu/yftp/WassermanExmpl/WassermanComment.pdf>, 2006.
- M. E. Sobel. What do randomized studies of housing mobility demonstrate? Causal inference in the face of interference. *Journal of the American Statistical Association*, 101:1398–1407, 2006.
- E. J. T. Tchetgen and T. J. VanderWeele. On causal inference in the presence of interference. *Statistical Methods in Medical Research*, 21:55–75, 2012.
- P. Toulis and E. Kao. Estimation of causal peer influence effects. In *Proceedings of the 30th International Conference on Machine Learning*, pages 1489–1497, 2013.
- T. J. VanderWeele and W. An. Social networks and causal inference. In S. L. Morgan, editor, *Handbook of Causal Analysis for Social Research*, pages 353–374. Springer Netherlands, 2013.
- T. J. Vanderweele, G. Hong, S. M. Jones, and J. L. Brown. Mediation and Spillover Effects in Group-Randomized Trials: A Case Study of the 4Rs Educational Intervention. *Journal of the American Statistical Association*, 108:469–482, 2013.

# Supplementary Material

Appendix A1 presents supporting materials for Section 7.

Appendix A2 provides more technical details for general treatment assignment mechanisms.

Appendix A3 gives more technical details for complete randomization, including the proofs, more simulation studies for the coverage properties of the Wald-type confidence intervals, and comments on the regression-based analysis.

Appendix A4 gives more technical details for random partition.

## A1. Analyzing peer effects without Assumption 1 or 2

### A1.1. Randomization tests

In this subsection, we use randomization tests for the significance of peer effects for the following reasons. First, they provide additional investigations for the significance of peer effects. Second, compared to the inferential procedures discussed in previous sections, randomization tests have the advantage of being exact and valid for finite samples. Third, the validity of randomization tests does not require Assumptions 1–3, as long as the assignment mechanism is known. Fourth, as suggested by Fisher (1935), we can use randomization tests to check the approximations based on asymptotic Normality.

We can use randomization tests to test the sharp null hypothesis for all units:

$$H_0 : Y_i(z) = Y_i(z'), \quad \text{for all } z, z' \text{ and for all unit } i,$$

or the sharp null hypothesis for units with attribute  $a$ :

$$H_{0,[a]} : Y_i(z) = Y_i(z'), \quad \text{for all } z, z' \text{ and for all unit } i \text{ such that } A_i = a.$$

We first consider the choices of test statistics for the subgroup sharp null  $H_{0,[a]}$ , and then the test

statistics for  $H_0$ . One possible choice of test statistic for the subgroup sharp null  $H_{0,[a]}$  is

$$T_{[a]} = \max_{r,r'} \hat{\tau}_{[a]}(r, r') = \max_r \hat{Y}_{[a]}(r) - \min_r \hat{Y}_{[a]}(r). \quad (\text{A1})$$

Another choice of test statistic,  $F_{[a]}$ , is the F statistic from the analysis of variance of the linear regression of  $Y_i$  on  $R_i$  among units with attribute  $a$ . For the sharp null  $H_0$ , we can use  $T = \max_{r,r'} \hat{\tau}(r, r')$ , the F statistic  $F$  from the linear model (A10),  $\max_a T_{[a]}$ , and  $\max_a F_{[a]}$ .

Table A1:  $p$  values of randomization tests for the subgroup sharp null  $H_{0,[a]}$  and the sharp null  $H_0$ , with test statistics for  $H_0$  shown in the parentheses.

Department	Null hypothesis	Test statistic for $H_{0,[a]}$ ( $H_0$ )			
		$T_{[a]}$ ( $\max_a T_{[a]}$ )	$F_{[a]}$ ( $\max_a F_{[a]}$ )	( $T$ )	( $F$ )
Informatics	$H_0$	0.2678	0.3640	0.1092	0.1468
	$H_{0,[1]}$	0.2390	0.3384		
	$H_{0,[2]}$	0.0615	0.2050		
physics	$H_0$	0.4553	0.0719	0.3431	<b>0.0366</b>
	$H_{0,[1]}$	0.3545	<b>0.0360</b>		
	$H_{0,[2]}$	0.6994	0.7232		

For the motivating application in education, Table A1 shows the  $p$ -values from randomization tests for  $H_0$  and  $H_{0,[a]}$  with different test statistics. At significance level 0.05, the peer effects are not significant for students in informatics; the subgroup average peer effects are significant for students from Gaokao in physics if we use the F statistic as the test statistic, and the subgroup average peer effects are not significant for students from recommendation. We acknowledge that the multiple testing issue has been ignored. Compared to the results of average peer effects in Table 2, results from randomization tests reject only  $H_{0,[1]}$  for students from Gaokao in the physics department, which may be due to the lack of power of randomization tests as suggested by Ding (2016).

Moreover, we check the randomization distributions of the  $\hat{\tau}_{[a]}(r, r')$ 's under the sharp null hypothesis. Under the sharp null hypothesis that the potential outcomes are not affected by the treatment assignment, all potential outcomes are known and identical to the observed outcomes, and therefore the distributions of the subgroup peer effect estimators are known under complete randomization. For students in the informatics and physics departments graduating in 2013,

Figures A1 and A2 show, respectively, the histograms of the subgroup peer effect estimators under the sharp null hypothesis based on  $10^5$  treatment assignments from complete randomization. According to Figures A1 and A2, the Normal approximations work fairly well. For the real data application, we do not know all potential outcomes and thus can not directly check the Normal approximations over repeated sampling of the treatment assignments. However, we view Figures A1 and A2 as intuitive justifications for the Normal approximation of  $\hat{\tau}_{[a]}(r, r')$  in Neymanian inference.

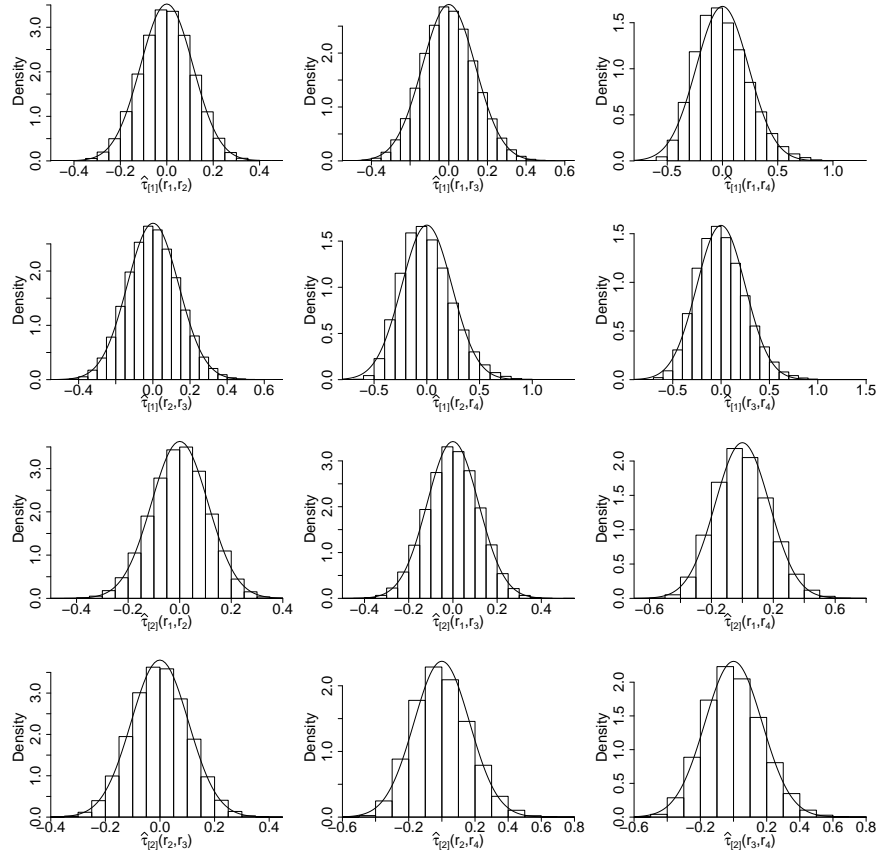


Figure A1: Histograms of the subgroup peer effect estimators under the sharp null hypothesis for the informatics department. Histograms are based on  $10^5$  treatment assignments from complete randomization, and the lines are densities of the corresponding Normal approximations.

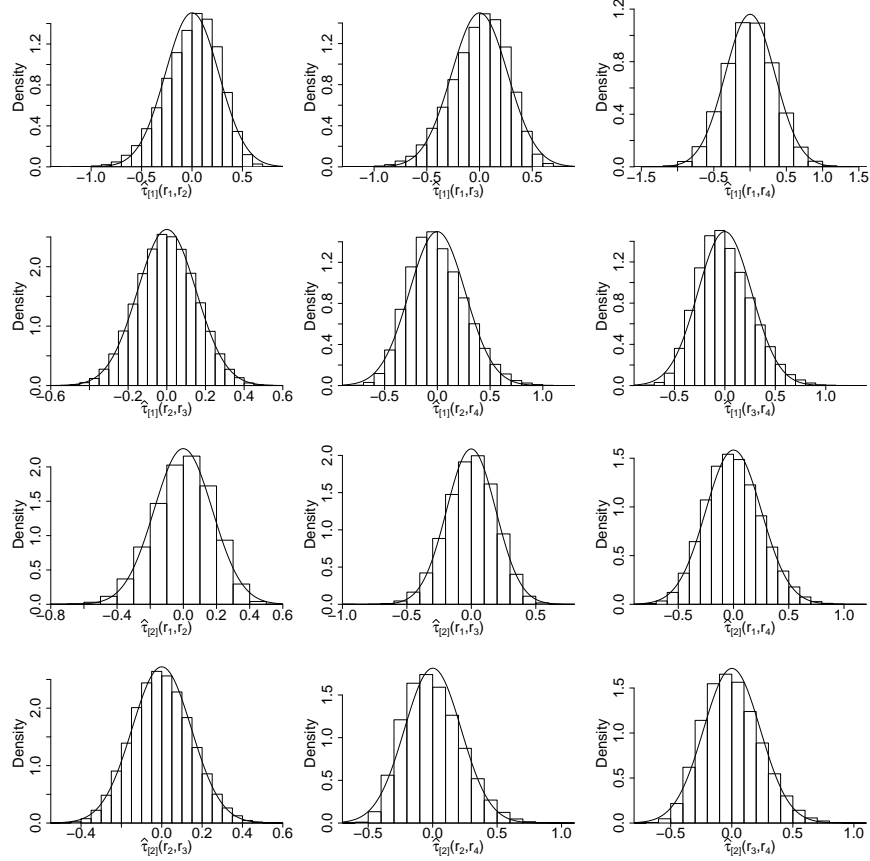


Figure A2: Histograms of the subgroup peer effect estimators under the sharp null hypothesis for the physics department. Histograms are based on  $10^5$  treatment assignments from complete randomization, and the lines are densities of the corresponding Normal approximations.

### A1.2. Estimands, unbiased estimators, and optimal assignment mechanism

Even when Assumption 1 or 2 fails, the estimators in (5) and (6) are still meaningful in the sense of unbiasedly estimating some average potential outcomes. Recall the definitions in Section 7:

$$Y_i^{\mathcal{D}}(r) = \sum_{z \in \mathcal{Z}} \text{pr}(Z = z \mid R_i = r) Y_i(z), \quad \tau_i^{\mathcal{D}}(r, r') = Y_i^{\mathcal{D}}(r) - Y_i^{\mathcal{D}}(r'),$$

$$\bar{Y}_{[a]}^{\mathcal{D}}(r) = n_{[a]}^{-1} \sum_{i: A_i = a} Y_i^{\mathcal{D}}(r), \quad \tau_{[a]}^{\mathcal{D}}(r, r') = n_{[a]}^{-1} \sum_{i: A_i = a} \tau_i^{\mathcal{D}}(r, r'), \quad \tau^{\mathcal{D}}(r, r') = n^{-1} \sum_{i=1}^n \tau_i^{\mathcal{D}}(r, r').$$

**Proposition A1.** When the treatment assignment mechanism satisfies Assumption 3,  $\hat{Y}_{[a]}^{\mathcal{D}}(r)$  has mean  $\bar{Y}_{[a]}^{\mathcal{D}}(r)$ .



The conclusion follows from

$$\begin{aligned}
E \left\{ \hat{Y}_{[a]}(r) \right\} &= \{n_{[a]} \pi_{[a]}(r)\}^{-1} \sum_{i:A_i=a} E \{I(R_i = r) Y_i\} \\
&= \{n_{[a]} \pi_{[a]}(r)\}^{-1} \sum_{i:A_i=a} E \left\{ I(R_i = r) \sum_z I(Z = z) Y_i(z) \right\} \\
&= \{n_{[a]} \pi_{[a]}(r)\}^{-1} \sum_{i:A_i=a} \sum_z E \{I(R_i = r) I(Z = z)\} Y_i(z) \\
&= \{n_{[a]} \pi_{[a]}(r)\}^{-1} \sum_{i:A_i=a} \sum_z \text{pr}(R_i = r, Z = z) Y_i(z) \\
&= \{n_{[a]} \pi_{[a]}(r)\}^{-1} \sum_{i:A_i=a} \sum_z \text{pr}(R_i = r) \text{pr}(Z = z | R_i = r) Y_i(z) \\
&= n_{[a]}^{-1} \sum_{i:A_i=a} \sum_z \text{pr}(Z = z | R_i = r) Y_i(z) = n_{[a]}^{-1} \sum_{i:A_i=a} Y_i^{\mathcal{D}}(r) = \bar{Y}_{[a]}^{\mathcal{D}}(r).
\end{aligned}$$

By the linearity of the expectation,  $\hat{\tau}_{[a]}(r, r')$  and  $\hat{\tau}(r, r')$  are unbiased for  $\tau_{[a]}^{\mathcal{D}}(r, r')$  and  $\tau^{\mathcal{D}}(r, r')$ , respectively. However, without Assumptions 1 and 2, for a given treatment we do not have replications of units, which renders evaluating uncertainties of these estimators difficult. Similarly, for the first type of interference with random external intervention and a fixed network, Hudgens and Halloran (2008) discussed the expectations of the point estimators under general settings, but invoked “stratified interference” (analogous to Assumption 2) to evaluate the uncertainties.

Moreover, the estimands  $\tau_{[a]}^{\mathcal{D}}(r, r')$  and  $\tau^{\mathcal{D}}(r, r')$  are meaningful in many situations. In the expression of  $Y_i^{\mathcal{D}}(r)$ , the weight  $\text{pr}(Z = z | R_i = r)$  is nonzero only if  $R_i(z_i) = r$ , i.e., the attributes of unit  $i$ 's peers constitute  $r$ . Therefore,  $Y_i^{\mathcal{D}}(r)$  summarizes unit  $i$ 's potential outcomes when he/she has  $K$  peers with attributes  $r$ . Consequently,  $\tau_i^{\mathcal{D}}(r, r')$  measures the difference when unit  $i$  has  $K$  peers with attributes  $r$  rather than  $r'$ . Thus we can view  $\tau_i^{\mathcal{D}}(r, r')$  as the individual peer effect comparing treatments  $r$  and  $r'$ , and  $\tau_{[a]}^{\mathcal{D}}(r, r')$  and  $\tau^{\mathcal{D}}(r, r')$  as the corresponding average peer effects. Below we further simplify  $Y_i^{\mathcal{D}}(r)$  under some special cases, making its meaning more intuitive. When Assumption 1 holds,  $Y_i^{\mathcal{D}}(r)$  reduces to  $\sum_{z_i} \text{pr}(Z_i = z_i | R_i = r) Y_i(z_i)$ ; if further the treatment assignment mechanism is random partition or complete randomization (i.e.,  $\mathcal{D}$  is RP or CR), then the weight  $\text{pr}(Z_i = z_i | R_i = r)$  is a nonzero constant for  $z_i$  such that  $R_i(z_i) = r$ , and  $Y_i^{\text{RP}}(r) = Y_i^{\text{CR}}(r)$  further reduces to the simple average of  $Y_i(z_i)$ 's for  $z_i$  such that  $R_i(z_i) = r$ . When both Assumptions 1 and 2 hold,  $Y_i^{\mathcal{D}}(r)$  is the same as  $Y_i(r)$  in the main paper, which does

not depend on the assignment mechanism  $\mathcal{D}$ . In sum,  $Y_i^{\mathcal{D}}(r)$  is an extension of  $Y_i(r)$ .

We now consider the optimal complete randomization mechanism for the assignment of a new population of size  $n'$  without Assumption 1 or 2. Define similarly  $Y_i^{\mathcal{D}'}(r)$  and  $\bar{Y}_{[a]}^{\mathcal{D}'}(r)$  for the new population. By the same logic as (17), the expected total outcome under complete randomization with  $L'(z) = l'$  for the new population is

$$E \left( \sum_{i=1}^{n'} Y_i' \right) = \sum_{a=1}^H E \left( \sum_{i:A_i=a} Y_i' \right) = \sum_{a=1}^H \sum_{r \in \mathcal{R}} n'_{[a]r} \bar{Y}_{[a]}^{\text{CR}'}(r). \quad (\text{A2})$$

In order to estimate the maximizer  $l'_{\text{opt}}$  of (A2), we need to assume the new population is similar to the one in our data. Let  $\mathcal{D}_0$  denote the assignment mechanism for our observed data. An assumption similar to the one in the main paper is as follows.

**Assumption A7.** There exist two constants  $c_1 > 0$  and  $c_0$  such that, for all  $1 \leq a \leq H$  and  $r \in \mathcal{R}$ ,  $\bar{Y}_{[a]}^{\text{CR}'}(r) = c_1 \bar{Y}_{[a]}^{\mathcal{D}_0}(r) + c_0$ .

Under Assumption A7, (A2) has the following equivalent form:

$$E \left( \sum_{i=1}^{n'} Y_i' \right) = \sum_{a=1}^H \sum_{r \in \mathcal{R}} n'_{[a]r} \bar{Y}_{[a]}^{\text{CR}'}(r) = c_1 \sum_{a=1}^H \sum_{r \in \mathcal{R}} n'_{[a]r} \bar{Y}_{[a]}^{\mathcal{D}_0}(r) + c_0 n',$$

implying that the maximizer  $l'_{\text{opt}}$  of (A2) is the same as that of  $\sum_{a=1}^H \sum_{r \in \mathcal{R}} n'_{[a]r} \bar{Y}_{[a]}^{\mathcal{D}_0}(r)$ . According to the discussion in Appendix A1.2, we can unbiasedly estimate  $\bar{Y}_{[a]}^{\mathcal{D}_0}(r)$  by  $\hat{Y}_{[a]}(r)$ , and then estimate  $l'_{\text{opt}}$  by simply plugging in the estimators  $\hat{Y}_{[a]}(r)$ 's. However, evaluating the uncertainty of the estimated  $l'_{\text{opt}}$  is difficult, due to the same reason as in Appendix A1.2.

Below we give some comments on Assumption A7, which is key for inferring the optimal complete randomization. Assumption A7 is a strong requirement of the similarity between the new population and the one in our data, due to the dependence of  $\bar{Y}_{[a]}^{\text{CR}'}(r)$  and  $\bar{Y}_{[a]}^{\mathcal{D}_0}(r)$  on the designs. Even if we assume that the new population is the same as the one in our data, Assumption A7, or, equivalently,  $\bar{Y}_{[a]}^{\text{CR}}(r) = c_1 \bar{Y}_{[a]}^{\mathcal{D}_0}(r) + c_0$  for some  $c_1 > 0$  and  $c_0$ , may fail because the values of  $\bar{Y}_{[a]}^{\text{CR}}(r)$  and  $\bar{Y}_{[a]}^{\mathcal{D}_0}(r)$  depend on the assignment mechanisms, complete randomization and  $\mathcal{D}_0$ , respectively. If the new population is different from the one in our data, then Assumption A7 is even less plausible.

To end this subsection, we summarize several concerns for inferring the optimal complete

randomization in the absence of Assumption 1 or 2: (1) inferring the optimal peer assignment for a new population becomes unnatural, because the treatment is the set of the identity numbers of units which change across populations; (2) the similarity assumption becomes stronger due to the dependence of the estimands on the design; (3) evaluating the uncertainty of the point estimator becomes difficult.

### A1.3. Distributional assumptions on potential outcomes

Under Assumption 4,  $\hat{Y}_{[a]}(r)$  can be decomposed into two parts:

$$\begin{aligned}\hat{Y}_{[a]}(r) &= n_{[a]r}^{-1} \sum_{i:A_i=a, R_i=r} Y_i = n_{[a]r}^{-1} \sum_{i:A_i=a, R_i=r} \{Y_i(r) + \varepsilon_i(Z)\} \\ &= n_{[a]r}^{-1} \sum_{i:A_i=a, R_i=r} Y_i(r) + n_{[a]r}^{-1} \sum_{i:A_i=a, R_i=r} \varepsilon_i(Z) \equiv \check{Y}_{[a]}(r) + \check{\varepsilon}_{[a]}(r),\end{aligned}$$

where  $\check{Y}_{[a]}(r) \equiv n_{[a]r}^{-1} \sum_{i:A_i=a, R_i=r} Y_i(r)$  and  $\check{\varepsilon}_{[a]}(r) \equiv n_{[a]r}^{-1} \sum_{i:A_i=a, R_i=r} \varepsilon_i(Z)$  denote the main part and deviance part, respectively. Let  $\check{\tau}_{[a]}(r, r') = \check{Y}_{[a]}(r) - \check{Y}_{[a]}(r')$  and  $\check{\delta}_{[a]}(r, r') = \check{\varepsilon}_{[a]}(r) - \check{\varepsilon}_{[a]}(r')$ . Correspondingly, we can decompose the subgroup peer effect estimator  $\hat{\tau}_{[a]}(r, r')$  into two parts:  $\hat{\tau}_{[a]}(r, r') = \check{\tau}_{[a]}(r, r') + \check{\delta}_{[a]}(r, r')$ .

First, we consider the sampling mean and variance of  $\hat{\tau}_{[a]}(r, r')$ . According to Assumption 4, we have, for any  $1 \leq a \leq H$  and  $r \neq r' \in \mathcal{R}$ ,

$$\begin{aligned}E\{\check{\varepsilon}_{[a]}(r) \mid Z\} &= E\left\{n_{[a]r}^{-1} \sum_{i:A_i=a, R_i=r} \varepsilon_i(Z) \mid Z\right\} = n_{[a]r}^{-1} \sum_{i:A_i=a, R_i=r} E\{\varepsilon_i(Z) \mid Z\} = 0, \\ \text{Var}\{\check{\varepsilon}_{[a]}(r) \mid Z\} &= \text{Var}\left\{n_{[a]r}^{-1} \sum_{i:A_i=a, R_i=r} \varepsilon_i(Z) \mid Z\right\} = n_{[a]r}^{-2} \sum_{i:A_i=a, R_i=r} \text{Var}\{\varepsilon_i(Z) \mid Z\} = n_{[a]r}^{-1} \sigma_{[a]r}^2, \\ \text{Cov}\{\check{\varepsilon}_{[a]}(r), \check{\varepsilon}_{[a]}(r') \mid Z\} &= (n_{[a]r} n_{[a]r'})^{-1} \sum_{i:A_i=a, R_i=r} \sum_{j:A_j=a, R_j=r'} E\{\varepsilon_i(Z) \varepsilon_j(Z)\} = 0,\end{aligned}\tag{A3}$$

which immediately imply that  $E\{\check{\delta}_{[a]}(r, r') \mid Z\} = 0$  and  $\text{Var}\{\check{\delta}_{[a]}(r, r') \mid Z\} = n_{[a]r}^{-1} \sigma_{[a]r}^2 + n_{[a]r'}^{-1} \sigma_{[a]r'}^2$ . Thus, marginally,  $\check{\delta}_{[a]}(r, r')$  has mean 0 and variance  $n_{[a]r}^{-1} \sigma_{[a]r}^2 + n_{[a]r'}^{-1} \sigma_{[a]r'}^2$ . Because  $\check{\tau}_{[a]}(r, r')$  is constant given  $Z$ , we have

$$\text{Cov}\{\check{\tau}_{[a]}(r, r'), \check{\delta}_{[a]}(r, r')\} = E\left[E\{\check{\tau}_{[a]}(r, r') \check{\delta}_{[a]}(r, r') \mid Z\}\right] = E\left[\check{\tau}_{[a]}(r, r') E\{\check{\delta}_{[a]}(r, r') \mid Z\}\right] = 0,$$

which implies that  $\text{Var}\{\hat{\tau}_{[a]}(r, r')\} = \text{Var}\{\check{\tau}_{[a]}(r, r')\} + \text{Var}\{\check{\delta}_{[a]}(r, r')\}$ . Because the sampling variance of  $\check{\tau}_{[a]}(r, r')$  is the same as that in Corollary 2 with Assumption 2, we can derive that

$$\begin{aligned}\text{Var}\{\hat{\tau}_{[a]}(r, r')\} &= \text{Var}\{\check{\tau}_{[a]}(r, r')\} + \text{Var}\{\check{\delta}_{[a]}(r, r')\} = \frac{S_{[a]}^2(r)}{n_{[a]r}} + \frac{S_{[a]}^2(r')}{n_{[a]r'}} - \frac{S_{[a]}^2(r-r')}{n_{[a]}} + \frac{\sigma_{[a]}^2(r)}{n_{[a]r}} + \frac{\sigma_{[a]}^2(r')}{n_{[a]r'}} \\ &= \frac{S_{[a]}^2(r) + \sigma_{[a]r}^2}{n_{[a]r}} + \frac{S_{[a]}^2(r') + \sigma_{[a]r'}^2}{n_{[a]r'}} - \frac{S_{[a]}^2(r-r')}{n_{[a]}}.\end{aligned}$$

Second, we consider the variance estimator for  $\hat{\tau}_{[a]}(r, r')$ . The sample variance of observed outcomes for units with attribute  $a$  receiving treatment  $r$  can be decomposed as:

$$\begin{aligned}s_{[a]}^2(r) &= (n_{[a]r} - 1)^{-1} \sum_{i:A_i=a, R_i=r} \left\{ Y_i - \hat{Y}_{[a]}(r) \right\}^2 = (n_{[a]r} - 1)^{-1} \sum_{i:A_i=a, R_i=r} \left\{ Y_i(r) + \varepsilon_i(Z) - \check{Y}_{[a]}(r) - \check{\varepsilon}_{[a]}(r) \right\}^2 \\ &= (n_{[a]r} - 1)^{-1} \sum_{i:A_i=a, R_i=r} \left\{ Y_i(r) - \check{Y}_{[a]}(r) \right\}^2 + (n_{[a]r} - 1)^{-1} \sum_{i:A_i=a, R_i=r} \left\{ \varepsilon_i(Z) - \check{\varepsilon}_{[a]}(r) \right\}^2 \\ &\quad + (n_{[a]r} - 1)^{-1} \sum_{i:A_i=a, R_i=r} \left\{ Y_i(r) - \check{Y}_{[a]}(r) \right\} \left\{ \varepsilon_i(Z) - \check{\varepsilon}_{[a]}(r) \right\}.\end{aligned}\tag{A4}$$

Below we consider the expectation of the three terms in (A4) separately. The expectation of the first term is the same as that in Theorem 2 with Assumption 2. The expectation of the second term is  $\sigma_{[a]r'}^2$ , because, conditional on  $Z$ , it is the sample variance of independent zero-mean random variables with variance  $\sigma_{[a]r}^2$ . The expectation of the third term is zero, because, conditioning on  $Z$ ,  $Y_i(r) - \check{Y}_{[a]}(r)$  is a constant and  $\varepsilon_i(Z) - \check{\varepsilon}_{[a]}(r)$  has mean zero. Above all,  $s_{[a]}^2(r)$  has expectation  $E\{s_{[a]}^2(r)\} = S_{[a]}^2(r) + \sigma_{[a]r}^2$ . The variance estimator is conservative because

$$E\left\{\hat{V}_{[a]}(r, r')\right\} = \frac{E\{s_{[a]}^2(r)\}}{n_{[a]r}} + \frac{E\{s_{[a]}^2(r')\}}{n_{[a]r'}} = \frac{S_{[a]}^2(r) + \sigma_{[a]r}^2}{n_{[a]r}} + \frac{S_{[a]}^2(r') + \sigma_{[a]r'}^2}{n_{[a]r'}} \geq \text{Var}\left\{\hat{\tau}_{[a]}(r, r')\right\}.$$

#### A1.4. Peer effects for a target subpopulation

First, we study the sampling variance and variance estimator for  $\hat{\tau}_{\text{tg}}(r, r')$ . For any  $r, r' \in \mathcal{R}$  and units in the target subpopulation, let  $\bar{Y}_{\text{tg}}(r) = \underline{m}^{-1} \sum_{i=1}^{\underline{m}} Y_i(r)$  and  $\mathfrak{S}^2(r) = (\underline{m} - 1)^{-1} \sum_{i=1}^{\underline{m}} \{Y_i(r) - \bar{Y}_{\text{tg}}(r)\}^2$  be the finite population average and variance of individual potential outcome  $Y_i(r)$ 's, and  $\mathfrak{S}^2(r-r')$  be the finite population variance of individual peer effect  $\tau_i(r, r')$ 's. The number of units in the target subpopulation receiving treatment  $r \in \mathcal{R}$  is  $\underline{m}_r = \sum_{k=1}^{\underline{m}} I(\{A_j : j \in \zeta_k\} =$

$r$ ). Following Neyman (1923)'s analysis for completely randomized experiments with multiple treatments, the sampling variance of  $\hat{\tau}_{\text{tg}}(r, r')$  is

$$\text{Var}\{\hat{\tau}_{\text{tg}}(r, r')\} = \frac{\mathfrak{S}^2(r)}{\underline{m}_r} + \frac{\mathfrak{S}^2(r')}{\underline{m}_{r'}} - \frac{\mathfrak{S}^2(r-r')}{\underline{m}}.$$

For any  $r \in \mathcal{R}$ , let  $s^2(r)$  be the sample variance of observed outcome  $Y_i$ 's for units receiving treatment  $r$ . We can show that  $s^2(r)$  is an unbiased estimator for  $\mathfrak{S}^2(r)$ . Therefore, a conservative sampling variance estimator for  $\hat{\tau}_{\text{tg}}(r, r')$  is

$$\widehat{\text{Var}}\{\hat{\tau}_{\text{tg}}(r, r')\} = \frac{s^2(r)}{\underline{m}_r} + \frac{s^2(r')}{\underline{m}_{r'}}.$$

Moreover, under some regularity conditions, the Wald-type confidence interval is asymptotically conservative.

Second, we show that, averaging over all possible constructions, the point estimator for  $\tau_{\text{tg}}(r, r')$  will be the same as  $\hat{\tau}_{[a]}(r, r')$  in (13). Because the point estimator for  $\tau_{\text{tg}}(r, r')$  is the standard difference-in-means for units receiving treatments  $r$  and  $r'$ , it suffices to show that the average of  $\underline{m}_r^{-1} \sum_{i=1}^{\underline{m}} I(R_i = r) Y_i$  over all configurations of the target subpopulation is the same as  $n_{[a]r}^{-1} \sum_{i: A_i=a, R_i=r} Y_i$ , the average observed outcome for units with attribute  $a$  receiving treatment  $r$ . The intuition is overwhelming. To be more precise, this is true because (i) a unit with attribute  $a$  receiving treatment  $r$  must be in a group with group attribute  $\{a\} \cup r$ , (ii) any group with group attribute  $\{a\} \cup r$  has the same number of units with attribute  $a$ , and (iii) each configuration randomly picks one unit with attribute  $a$  in these groups with group attribute  $\{a\} \cup r$  and calculates their average observed outcome to get  $\underline{m}_r^{-1} \sum_{i=1}^{\underline{m}} I(R_i = r) Y_i$ .

## A2. Technical details for general treatment assignments

### A2.1. Lemmas

Recall that  $S_{[a]}^2(r)$  and  $S_{[a]}^2(r-r')$  are the finite population variances of potential outcomes  $Y_i(r)$ 's and individual peer effects  $\tau_i(r, r')$ 's among units with attribute  $a$ . We further define  $S_{[a]}(r, r')$  as the finite population covariance between the  $Y_i(r)$ 's and the  $Y_i(r')$ 's among units with attribute  $a$ ,

and  $\tilde{Y}_i(r) = Y_i(r) - \bar{Y}_{[A_i]}(r)$  as the centered potential outcome of unit  $i$  by subtracting the average potential outcome among units with the same attribute as unit  $i$ . We can then rewrite

$$S_{[a]}^2(r) = (n_{[a]} - 1)^{-1} \sum_{i:A_i=a} \tilde{Y}_i^2(r), \quad S_{[a]}^2(r, r') = (n_{[a]} - 1)^{-1} \sum_{i:A_i=a} \tilde{Y}_i(r) \tilde{Y}_i(r'), \quad (\text{A5})$$

and decompose the subgroup average potential outcome estimator as

$$\hat{Y}_{[a]}(r) = \{n_{[a]} \pi_{[a]}(r)\}^{-1} \sum_{i:A_i=a} I(R_i = r) \tilde{Y}_i(r) + \{n_{[a]} \pi_{[a]}(r)\}^{-1} \sum_{i:A_i=a} I(R_i = r) \bar{Y}_{[a]}(r) \equiv B_{[a]}(r) + C_{[a]}(r),$$

and decompose the subgroup average peer effect estimator as

$$\hat{\tau}_{[a]}(r, r') = \hat{Y}_{[a]}(r) - \hat{Y}_{[a]}(r') \equiv B_{[a]}(r) + C_{[a]}(r) - B_{[a]}(r') - C_{[a]}(r'). \quad (\text{A6})$$

The following three lemmas characterize the covariances of the terms in (A6).

**Lemma A1.** For  $1 \leq a, a' \leq H$  and  $r, r' \in \mathcal{R}$ ,

$$\text{Cov}\{B_{[a]}(r), B_{[a']}(r')\} = \begin{cases} 0, & \text{if } a \neq a'; \\ -(n_{[a]} - 1) \frac{\pi_{[a][a]}(r, r')}{n_{[a]}^2 \pi_{[a]}(r) \pi_{[a]}(r')} S_{[a]}(r, r'), & \text{if } a = a', r \neq r'; \\ (n_{[a]} - 1) \frac{\pi_{[a]}(r) - \pi_{[a][a]}(r, r)}{n_{[a]}^2 \pi_{[a]}^2(r)} S_{[a]}^2(r), & \text{if } a = a', r = r'. \end{cases}$$

**Lemma A2.** For  $1 \leq a, a' \leq H$  and  $r, r' \in \mathcal{R}$ ,  $\text{Cov}\{B_{[a]}(r), C_{[a']}(r')\} = 0$ .

**Lemma A3.** For any  $1 \leq a, a' \leq H$  and  $r, r' \in \mathcal{R}$ ,

$$\text{Cov}\{C_{[a]}(r), C_{[a']}(r')\} = (n_{[a]} n_{[a']})^{-1/2} c_{[a][a']}(r, r') \bar{Y}_{[a]}(r) \bar{Y}_{[a']}(r'),$$

where  $c_{[a][a']}(r, r')$  is defined in (8) in the main text.

Recall that  $\overline{Y_{[a]}(r) Y_{[a]}(r')} = \{n_{[a]}(n_{[a]} - 1)\}^{-1} \sum_{i \neq j: A_i = A_j = a} Y_i(r) Y_j(r')$  is the average of the products of the potential outcomes for pairs of two different units with the same attribute  $a$ . The following lemma represents the finite population covariance  $S_{[a]}^2(r, r')$  and the product of average potential outcomes  $\bar{Y}_{[a]}(r) \bar{Y}_{[a]}(r')$  as functions of  $S_{[a]}^2(r)$ ,  $S_{[a]}^2(r')$ ,  $S_{[a]}^2(r, r')$  and  $\overline{Y_{[a]}(r) Y_{[a]}(r')}$ .

**Lemma A4.** For  $1 \leq a \leq H$ , and  $r \neq r' \in \mathcal{R}$ ,

$$(a) \quad 2S_{[a]}(r, r') = S_{[a]}^2(r) + S_{[a]}^2(r') - S_{[a]}^2(r-r');$$

$$(b) \quad \bar{Y}_{[a]}(r)\bar{Y}_{[a]}(r') = \overline{Y_{[a]}(r)Y_{[a]}(r')} + (2n_{[a]})^{-1}\{S_{[a]}^2(r) + S_{[a]}^2(r') - S_{[a]}^2(r-r')\}.$$

## A2.2. Proofs of the lemmas

*Proof of Lemma A1.* According to the definitions of  $\pi_{[a]}(r)$  and  $\pi_{[a][a']}(r, r')$ , for units  $i$  and  $j$  such that  $A_i = a$  and  $A_j = a'$ , the covariance between their treatment indicators is

$$\begin{aligned} \text{Cov}\{I(R_i = r), I(R_j = r')\} &= \text{pr}(R_i = r, R_j = r') - \text{pr}(R_i = r)\text{pr}(R_j = r') \\ &= \begin{cases} \pi_{[a][a']}(r, r') - \pi_{[a]}(r)\pi_{[a']}(r'), & \text{if } i \neq j, \\ -\pi_{[a]}(r)\pi_{[a]}(r'), & \text{if } i = j, r \neq r', \\ \pi_{[a]}(r) - \pi_{[a]}^2(r) & \text{if } i = j, r = r'. \end{cases} \quad (A7) \end{aligned}$$

Below we discuss three cases separately. (1) When  $a \neq a'$ , any units  $i$  and  $j$  such that  $A_i = a$  and  $A_j = a'$  must satisfy  $i \neq j$ . Therefore,

$$\begin{aligned} \text{Cov}\{B_{[a]}(r), B_{[a']}(r')\} &= \text{Cov} \left[ \{n_{[a]}\pi_{[a]}(r)\}^{-1} \sum_{i:A_i=a} I(R_i = r) \tilde{Y}_i(r), \{n_{[a']}\pi_{[a']}(r')\}^{-1} \sum_{j:A_j=a'} I(R_j = r') \tilde{Y}_j(r') \right] \\ &= \{n_{[a]}n_{[a']}\pi_{[a]}(r)\pi_{[a']}(r')\}^{-1} \sum_{i:A_i=a} \sum_{j:A_j=a'} \tilde{Y}_i(r) \tilde{Y}_j(r') \text{Cov}\{I(R_i = r), I(R_j = r')\} \\ &= \frac{\pi_{[a][a']}(r, r') - \pi_{[a]}(r)\pi_{[a']}(r')}{n_{[a]}n_{[a']}\pi_{[a]}(r)\pi_{[a']}(r')} \sum_{i:A_i=a} \sum_{j:A_j=a'} \tilde{Y}_i(r) \tilde{Y}_j(r'), \end{aligned}$$

where the last equality follows from (A7). We can further simplify  $\text{Cov}\{B_{[a]}(r), B_{[a']}(r')\}$  as

$$\text{Cov}\{B_{[a]}(r), B_{[a']}(r')\} = \frac{\pi_{[a][a']}(r, r') - \pi_{[a]}(r)\pi_{[a']}(r')}{n_{[a]}n_{[a']}\pi_{[a]}(r)\pi_{[a']}(r')} \sum_{i:A_i=a} \tilde{Y}_i(r) \sum_{j:A_j=a'} \tilde{Y}_j(r') = 0.$$

(2) When  $a = a'$  and  $r \neq r'$ , we need to consider the covariances between the treatment

indicators of two different units and those of the same unit:

$$\begin{aligned}
\text{Cov}\{B_{[a]}(r), B_{[a]}(r')\} &= \text{Cov} \left[ \{n_{[a]}\pi_{[a]}(r)\}^{-1} \sum_{i:A_i=a} I(R_i=r) \tilde{Y}_i(r), \{n_{[a]}\pi_{[a]}(r')\}^{-1} \sum_{j:A_j=a} I(R_j=r') \tilde{Y}_j(r') \right] \\
&= \{n_{[a]}^2 \pi_{[a]}(r) \pi_{[a]}(r')\}^{-1} \sum_{i \neq j: A_i=a, A_j=a} \tilde{Y}_i(r) \tilde{Y}_j(r') \text{Cov}\{I(R_i=r), I(R_j=r')\} \\
&\quad + \{n_{[a]}^2 \pi_{[a]}(r) \pi_{[a]}(r')\}^{-1} \sum_{i:A_i=a} \tilde{Y}_i(r) \tilde{Y}_i(r') \text{Cov}\{I(R_i=r), I(R_i=r')\} \\
&= \frac{\pi_{[a][a]}(r, r') - \pi_{[a]}(r) \pi_{[a]}(r')}{n_{[a]}^2 \pi_{[a]}(r) \pi_{[a]}(r')} \sum_{i \neq j: A_i=a, A_j=a} \tilde{Y}_i(r) \tilde{Y}_j(r') - \frac{\pi_{[a]}(r) \pi_{[a]}(r')}{n_{[a]}^2 \pi_{[a]}(r) \pi_{[a]}(r')} \sum_{i:A_i=a} \tilde{Y}_i(r) \tilde{Y}_i(r'),
\end{aligned}$$

where the last equality follows from (A7). We can further simplify  $\text{Cov}\{B_{[a]}(r), B_{[a]}(r')\}$  as

$$\begin{aligned}
\text{Cov}\{B_{[a]}(r), B_{[a]}(r')\} &= \frac{\pi_{[a][a]}(r, r') - \pi_{[a]}(r) \pi_{[a]}(r')}{n_{[a]}^2 \pi_{[a]}(r) \pi_{[a]}(r')} \sum_{i:A_i=a} \sum_{j:A_j=a} \tilde{Y}_i(r) \tilde{Y}_j(r') \\
&\quad - \left( \frac{\pi_{[a][a]}(r, r') - \pi_{[a]}(r) \pi_{[a]}(r')}{n_{[a]}^2 \pi_{[a]}(r) \pi_{[a]}(r')} + \frac{\pi_{[a]}(r) \pi_{[a]}(r')}{n_{[a]}^2 \pi_{[a]}(r) \pi_{[a]}(r')} \right) \sum_{i:A_i=a} \tilde{Y}_i(r) \tilde{Y}_i(r') \\
&= 0 - \frac{(n_{[a]} - 1) \pi_{[a][a]}(r, r')}{n_{[a]}^2 \pi_{[a]}(r) \pi_{[a]}(r')} (n_{[a]} - 1)^{-1} \sum_{i:A_i=a} \tilde{Y}_i(r) \tilde{Y}_i(r') \\
&= -(n_{[a]} - 1) \frac{\pi_{[a][a]}(r, r')}{n_{[a]}^2 \pi_{[a]}(r) \pi_{[a]}(r')} S_{[a]}(r, r'),
\end{aligned}$$

where the last equality follows from (A5).

(3) When  $a = a'$  and  $r = r'$ , we similarly consider two cases with  $i = j$  and  $i \neq j$ :

$$\begin{aligned}
\text{Var}\{B_{[a]}(r)\} &= \text{Cov} \left[ \{n_{[a]}\pi_{[a]}(r)\}^{-1} \sum_{i:A_i=a} I(R_i=r) \tilde{Y}_i(r), \{n_{[a]}\pi_{[a]}(r)\}^{-1} \sum_{j:A_j=a} I(R_j=r) \tilde{Y}_j(r) \right] \\
&= \{n_{[a]}^2 \pi_{[a]}^2(r)\}^{-1} \sum_{i \neq j: A_i=a, A_j=a} \tilde{Y}_i(r) \tilde{Y}_j(r) \text{Cov}\{I(R_i=r), I(R_j=r)\} \\
&\quad + \{n_{[a]}^2 \pi_{[a]}^2(r)\}^{-1} \sum_{i:A_i=a} \tilde{Y}_i(r) \tilde{Y}_i(r) \text{Cov}\{I(R_i=r), I(R_i=r)\} \\
&= \frac{\pi_{[a][a]}(r, r) - \pi_{[a]}^2(r)}{n_{[a]}^2 \pi_{[a]}^2(r)} \sum_{i \neq j: A_i=a, A_j=a} \tilde{Y}_i(r) \tilde{Y}_j(r) + \frac{\pi_{[a]}(r) - \pi_{[a]}^2(r)}{n_{[a]}^2 \pi_{[a]}^2(r)} \sum_{i:A_i=a} \tilde{Y}_i^2(r)
\end{aligned}$$



where the last equality follows from (A7). We can further simplify  $\text{Var}\{B_{[a]}(r)\}$  as

$$\begin{aligned}
\text{Var}\{B_{[a]}(r)\} &= \frac{\pi_{[a][a]}(r, r) - \pi_{[a]}^2(r)}{n_{[a]}^2 \pi_{[a]}^2(r)} \sum_{i:A_i=a} \sum_{j:A_j=a} \tilde{Y}_i(r) \tilde{Y}_j(r) \\
&\quad + \left( \frac{\pi_{[a]}(r) - \pi_{[a]}^2(r)}{n_{[a]}^2 \pi_{[a]}^2(r)} - \frac{\pi_{[a][a]}(r, r) - \pi_{[a]}^2(r)}{n_{[a]}^2 \pi_{[a]}^2(r)} \right) \sum_{i:A_i=a} \tilde{Y}_i^2(r) \\
&= 0 + \frac{\pi_{[a]}(r) - \pi_{[a][a]}(r, r)}{n_{[a]}^2 \pi_{[a]}^2(r)} \sum_{i:A_i=a} \tilde{Y}_i^2(r) \\
&= (n_{[a]} - 1) \frac{\pi_{[a]}(r) - \pi_{[a][a]}(r, r)}{n_{[a]}^2 \pi_{[a]}^2(r)} S_{[a]}^2(r),
\end{aligned}$$

where the last equality follows from (A5). □

*Proof of Lemma A2.* Similarly to the proof of Lemma A1, we discuss three cases, and use (A7) to calculate the covariance between two treatment indicators. (1) When  $a \neq a'$ ,

$$\begin{aligned}
\text{Cov}\{B_{[a]}(r), C_{[a']}(r')\} &= \text{Cov} \left[ \{n_{[a]} \pi_{[a]}(r)\}^{-1} \sum_{i:A_i=a} I(R_i = r) \tilde{Y}_i(r), \{n_{[a']} \pi_{[a']}(r')\}^{-1} \sum_{j:A_j=a'} I(R_j = r') \tilde{Y}_{[a']}(r') \right] \\
&= \{n_{[a]} n_{[a']} \pi_{[a]}(r) \pi_{[a']}(r')\}^{-1} \cdot \tilde{Y}_{[a']}(r') \sum_{i:A_i=a} \sum_{j:A_j=a'} \tilde{Y}_i(r) \text{Cov}\{I(R_i = r), I(R_j = r')\} \\
&= \frac{\pi_{[a][a']}(r, r') - \pi_{[a]}(r) \pi_{[a']}(r')}{n_{[a]} n_{[a']} \pi_{[a]}(r) \pi_{[a']}(r')} \tilde{Y}_{[a']}(r') \sum_{i:A_i=a} \sum_{j:A_j=a'} \tilde{Y}_i(r)
\end{aligned}$$

where the last equality follows from (A7). We can further simplify  $\text{Cov}\{B_{[a]}(r), C_{[a']}(r')\}$  as

$$\text{Cov}\{B_{[a]}(r), C_{[a']}(r')\} = \frac{\pi_{[a][a']}(r, r') - \pi_{[a]}(r) \pi_{[a']}(r')}{n_{[a]} n_{[a']} \pi_{[a]}(r) \pi_{[a']}(r')} \tilde{Y}_{[a']}(r') \cdot n_{[a']} \sum_{i:A_i=a} \tilde{Y}_i(r) = 0.$$

(2) When  $a = a'$  and  $r \neq r'$ ,

$$\begin{aligned}
\text{Cov}\{B_{[a]}(r), C_{[a]}(r')\} &= \text{Cov} \left[ \{n_{[a]} \pi_{[a]}(r)\}^{-1} \sum_{i:A_i=a} I(R_i = r) \tilde{Y}_i(r), \{n_{[a]} \pi_{[a]}(r')\}^{-1} \sum_{j:A_j=a} I(R_j = r') \tilde{Y}_{[a]}(r') \right] \\
&= \{n_{[a]}^2 \pi_{[a]}(r) \pi_{[a]}(r')\}^{-1} \cdot \tilde{Y}_{[a]}(r') \sum_{i \neq j: A_i=a, A_j=a} \tilde{Y}_i(r) \text{Cov}\{I(R_i = r), I(R_j = r')\} \\
&\quad + \{n_{[a]}^2 \pi_{[a]}(r) \pi_{[a]}(r')\}^{-1} \cdot \tilde{Y}_{[a]}(r') \sum_{i:A_i=a} \tilde{Y}_i(r) \text{Cov}\{I(R_i = r), I(R_i = r')\}
\end{aligned}$$

$$\begin{aligned}
&= \frac{\pi_{[a][a]}(r, r') - \pi_{[a]}(r)\pi_{[a]}(r')}{n_{[a]}^2 \pi_{[a]}(r)\pi_{[a]}(r')} \tilde{Y}_{[a]}(r') \sum_{i \neq j: A_i=a, A_j=a} \tilde{Y}_i(r) \\
&\quad - \frac{\pi_{[a]}(r)\pi_{[a]}(r')}{n_{[a]}^2 \pi_{[a]}(r)\pi_{[a]}(r')} \tilde{Y}_{[a]}(r') \sum_{i: A_i=a} \tilde{Y}_i(r),
\end{aligned}$$

where the last equality follows from from (A7). We can further simplify  $\text{Cov}\{B_{[a]}(r), C_{[a]}(r')\}$  as

$$\text{Cov}\{B_{[a]}(r), C_{[a]}(r')\} = \frac{\pi_{[a][a]}(r, r') - \pi_{[a]}(r)\pi_{[a]}(r')}{n_{[a]}^2 \pi_{[a]}(r)\pi_{[a]}(r')} \tilde{Y}_{[a]}(r') \cdot (n_{[a]} - 1) \sum_{i: A_i=a} \tilde{Y}_i(r) - 0 = 0.$$

(3) When  $a = a'$  and  $r = r'$ ,

$$\begin{aligned}
\text{Cov}\{B_{[a]}(r), C_{[a]}(r)\} &= \text{Cov} \left[ \{n_{[a]}\pi_{[a]}(r)\}^{-1} \sum_{i: A_i=a} I(R_i = r) \tilde{Y}_i(r), \{n_{[a]}\pi_{[a]}(r)\}^{-1} \sum_{j: A_j=a} I(R_j = r) \tilde{Y}_{[a]}(r) \right] \\
&= \{n_{[a]}^2 \pi_{[a]}(r)\pi_{[a]}(r')\}^{-1} \sum_{i \neq j: A_i=a, A_j=a} \tilde{Y}_i(r) \tilde{Y}_{[a]}(r') \text{Cov}\{I(R_i = r), I(R_j = r)\} \\
&\quad + \{n_{[a]}^2 \pi_{[a]}(r)\pi_{[a]}(r')\}^{-1} \sum_{i: A_i=a} \tilde{Y}_i(r) \tilde{Y}_{[a]}(r') \text{Cov}\{I(R_i = r), I(R_i = r)\} \\
&= \frac{\pi_{[a][a]}(r, r) - \pi_{[a]}(r)\pi_{[a]}(r)}{n_{[a]}^2 \pi_{[a]}(r)\pi_{[a]}(r)} \sum_{i \neq j: A_i=a, A_j=a} \tilde{Y}_i(r) \tilde{Y}_{[a]}(r) \\
&\quad + \frac{\pi_{[a]}(r) - \pi_{[a]}(r)\pi_{[a]}(r)}{n_{[a]}^2 \pi_{[a]}(r)\pi_{[a]}(r)} \sum_{i: A_i=a} \tilde{Y}_i(r) \tilde{Y}_{[a]}(r),
\end{aligned}$$

where the last equality follows from (A7). We can further simplify  $\text{Cov}\{B_{[a]}(r), C_{[a]}(r)\}$  as

$$\text{Cov}\{B_{[a]}(r), C_{[a]}(r)\} = \frac{\pi_{[a][a]}(r, r) - \pi_{[a]}(r)\pi_{[a]}(r)}{n_{[a]}^2 \pi_{[a]}(r)\pi_{[a]}(r)} \sum_{i: A_i=a} \tilde{Y}_i(r) \times (n_{[a]} - 1) \tilde{Y}_{[a]}(r) - 0 = 0.$$

□

*Proof of Lemma A3.* Similar to the proofs of Lemmas A1 and A2, we discuss three cases separately, and use (A7) to calculate the covariance between two treatment indicators. (1) When  $a \neq a'$ ,

$$\text{Cov}\{C_{[a]}(r), C_{[a']}(r')\} = \text{Cov} \left[ \{n_{[a]}\pi_{[a]}(r)\}^{-1} \sum_{i: A_i=a} I(R_i = r) \tilde{Y}_{[a]}(r), \{n_{[a']}\pi_{[a']}(r')\}^{-1} \sum_{j: A_j=a'} I(R_j = r') \tilde{Y}_{[a']}(r') \right]$$

$$\begin{aligned}
&= \{n_{[a]}n_{[a']}\pi_{[a]}(r)\pi_{[a']}(r')\}^{-1}\bar{Y}_{[a]}(r)\bar{Y}_{[a']}(r') \sum_{i:A_i=a} \sum_{j:A_j=a'} \text{Cov}\{I(R_i=r), I(R_j=r')\} \\
&= \frac{\pi_{[a][a']}(r, r') - \pi_{[a]}(r)\pi_{[a']}(r')}{n_{[a]}n_{[a']}\pi_{[a]}(r)\pi_{[a']}(r')} \bar{Y}_{[a]}(r)\bar{Y}_{[a']}(r')n_{[a]}n_{[a']} \\
&= \frac{\pi_{[a][a']}(r, r') - \pi_{[a]}(r)\pi_{[a']}(r')}{\pi_{[a]}(r)\pi_{[a']}(r')} \bar{Y}_{[a]}(r)\bar{Y}_{[a']}(r'),
\end{aligned}$$

where the last equality follows from (A7). Based on the definitions of  $d_{[a][a']}(r, r')$  and  $c_{[a][a']}(r, r')$  in (7) and (8), we can further simplify  $\text{Cov}\{C_{[a]}(r), C_{[a']}(r')\}$  as

$$\begin{aligned}
\text{Cov}\{C_{[a]}(r), C_{[a']}(r')\} &= \left( \frac{\pi_{[a][a']}(r, r')}{\pi_{[a]}(r)\pi_{[a']}(r')} - 1 \right) \bar{Y}_{[a]}(r)\bar{Y}_{[a']}(r') = \frac{d_{[a][a']}(r, r')}{(n_{[a]}n_{[a']})^{1/2}} \bar{Y}_{[a]}(r)\bar{Y}_{[a']}(r') \\
&= \frac{c_{[a][a']}(r, r')}{(n_{[a]}n_{[a']})^{1/2}} \bar{Y}_{[a]}(r)\bar{Y}_{[a']}(r').
\end{aligned}$$

(2) When  $a = a'$  and  $r \neq r'$ ,

$$\begin{aligned}
\text{Cov}\{C_{[a]}(r), C_{[a]}(r')\} &= \text{Cov} \left[ \{n_{[a]}\pi_{[a]}(r)\}^{-1} \sum_{i:A_i=a} I(R_i=r) \bar{Y}_{[a]}(r), \{n_{[a]}\pi_{[a]}(r')\}^{-1} \sum_{j:A_j=a} I(R_j=r') \bar{Y}_{[a]}(r') \right] \\
&= \{n_{[a]}^2\pi_{[a]}(r)\pi_{[a]}(r')\}^{-1} \bar{Y}_{[a]}(r)\bar{Y}_{[a]}(r') \sum_{i \neq j: A_i=a, A_j=a} \text{Cov}\{I(R_i=r), I(R_j=r')\} \\
&\quad + \{n_{[a]}^2\pi_{[a]}(r)\pi_{[a]}(r')\}^{-1} \bar{Y}_{[a]}(r)\bar{Y}_{[a]}(r') \sum_{i:A_i=a} \text{Cov}\{I(R_i=r), I(R_i=r')\} \\
&= \frac{\pi_{[a][a]}(r, r') - \pi_{[a]}(r)\pi_{[a]}(r')}{n_{[a]}^2\pi_{[a]}(r)\pi_{[a]}(r')} \bar{Y}_{[a]}(r)\bar{Y}_{[a]}(r')n_{[a]}(n_{[a]} - 1) \\
&\quad - \frac{\pi_{[a]}(r)\pi_{[a]}(r')}{n_{[a]}^2\pi_{[a]}(r)\pi_{[a]}(r')} \bar{Y}_{[a]}(r)\bar{Y}_{[a]}(r')n_{[a]},
\end{aligned}$$

where the last equality follows from (A7). Based on the definitions of  $d_{[a][a]}(r, r')$  and  $c_{[a][a]}(r, r')$  in (7) and (8), we can further simplify  $\text{Cov}\{C_{[a]}(r), C_{[a]}(r')\}$  as

$$\begin{aligned}
\text{Cov}\{C_{[a]}(r), C_{[a]}(r')\} &= \left\{ \left(1 - n_{[a]}^{-1}\right) \left( \frac{\pi_{[a][a]}(r, r')}{\pi_{[a]}(r)\pi_{[a]}(r')} - 1 \right) - n_{[a]}^{-1} \right\} \bar{Y}_{[a]}(r)\bar{Y}_{[a]}(r') \\
&= \left\{ \left(1 - n_{[a]}^{-1}\right) n_{[a]}^{-1} d_{[a][a]}(r, r') - n_{[a]}^{-1} \right\} \bar{Y}_{[a]}(r)\bar{Y}_{[a]}(r') \\
&= \frac{\left(1 - n_{[a]}^{-1}\right) d_{[a][a]}(r, r') - 1}{n_{[a]}} \bar{Y}_{[a]}(r)\bar{Y}_{[a]}(r')
\end{aligned}$$

$$= \frac{c_{[a][a]}(r, r')}{n_{[a]}} \bar{Y}_{[a]}(r) \bar{Y}_{[a]}(r').$$

(3) When  $a = a'$  and  $r = r'$ ,

$$\begin{aligned} \text{Var}\{C_{[a]}(r)\} &= \text{Cov} \left[ \{n_{[a]}\pi_{[a]}(r)\}^{-1} \sum_{i:A_i=a} I(R_i = r) \bar{Y}_{[a]}(r), \{n_{[a']}\pi_{[a']}(r')\}^{-1} \sum_{j:A_j=a'} I(R_j = r') \bar{Y}_{[a']}(r') \right] \\ &= \{n_{[a]}^2 \pi_{[a]}^2(r)\}^{-1} \bar{Y}_{[a]}^2(r) \sum_{i \neq j: A_i=a, A_j=a} \text{Cov}\{I(R_i = r), I(R_j = r)\} \\ &\quad + \{n_{[a]}^2 \pi_{[a]}^2(r)\}^{-1} \bar{Y}_{[a]}^2(r) \sum_{i:A_i=a} \text{Cov}\{I(R_i = r), I(R_i = r)\} \\ &= \frac{\pi_{[a][a]}(r, r) - \pi_{[a]}^2(r)}{n_{[a]}^2 \pi_{[a]}^2(r)} \bar{Y}_{[a]}^2(r) n_{[a]}(n_{[a]} - 1) + \frac{\pi_{[a]}(r) - \pi_{[a]}^2(r)}{n_{[a]}^2 \pi_{[a]}^2(r)} \bar{Y}_{[a]}^2(r) n_{[a]}, \end{aligned}$$

where the last equality follows from (A7). Based on the definitions of  $d_{[a][a]}(r, r)$  and  $c_{[a][a]}(r, r)$  in (7) and (8), we can further simplify  $\text{Var}\{C_{[a]}(r)\}$  as

$$\begin{aligned} \text{Var}\{C_{[a]}(r)\} &= \left\{ \left(1 - n_{[a]}^{-1}\right) \left( \frac{\pi_{[a][a]}(r, r)}{\pi_{[a]}^2(r)} - 1 \right) + n_{[a]}^{-1} \pi_{[a]}^{-1}(r) - n_{[a]}^{-1} \right\} \bar{Y}_{[a]}^2(r) \\ &= \left\{ \left(1 - n_{[a]}^{-1}\right) n_{[a]}^{-1} d_{[a][a]}(r, r) + n_{[a]}^{-1} \pi_{[a]}^{-1}(r) - n_{[a]}^{-1} \right\} \bar{Y}_{[a]}^2(r) \\ &= \frac{\left(1 - n_{[a]}^{-1}\right) d_{[a][a]}(r, r) + \pi_{[a]}^{-1}(r) - 1}{n_{[a]}} \bar{Y}_{[a]}^2(r) = \frac{c_{[a][a]}(r, r)}{n_{[a]}} \bar{Y}_{[a]}^2(r). \end{aligned}$$

□

*Proof of Lemma A4.* For  $1 \leq a \leq H$  and  $r \neq r' \in \mathcal{R}$ , by definition, we have

$$\begin{aligned} S_{[a]}^2(r) + S_{[a]}^2(r') - S_{[a]}^2(r-r') &= (n_{[a]} - 1)^{-1} \left[ \sum_{i:A_i=a} \tilde{Y}_i^2(r) + \sum_{i:A_i=a} \tilde{Y}_i^2(r') - \sum_{i:A_i=a} \left\{ \tilde{Y}_i(r) - \tilde{Y}_i(r') \right\}^2 \right] \\ &= (n_{[a]} - 1)^{-1} \times 2 \sum_{i:A_i=a} \tilde{Y}_i(r) \tilde{Y}_i(r') = 2S_{[a]}(r, r'), \end{aligned}$$

and

$$\begin{aligned} &\overline{Y_{[a]}(r) Y_{[a]}(r')} + (2n_{[a]})^{-1} \left\{ S_{[a]}^2(r) + S_{[a]}^2(r') - S_{[a]}^2(r-r') \right\} \\ &= \{n_{[a]}(n_{[a]} - 1)\}^{-1} \sum_{i \neq j: A_i=A_j=a} Y_i(r) Y_j(r') + n_{[a]}^{-1} S_{[a]}(r, r') \end{aligned}$$

$$\begin{aligned}
&= \{n_{[a]}(n_{[a]} - 1)\}^{-1} \sum_{i \neq j: A_i = A_j = a} Y_i(r)Y_j(r') + \{n_{[a]}(n_{[a]} - 1)\}^{-1} \left\{ \sum_{i: A_i = a} Y_i(r)Y_i(r') - n_{[a]} \bar{Y}_{[a]}(r) \bar{Y}_{[a]}(r') \right\} \\
&= \{n_{[a]}(n_{[a]} - 1)\}^{-1} \left\{ \sum_{i: A_i = a} \sum_{j: A_j = a} Y_i(r)Y_j(r') - n_{[a]} \bar{Y}_{[a]}(r) \bar{Y}_{[a]}(r') \right\} \\
&= \{n_{[a]}(n_{[a]} - 1)\}^{-1} \left\{ n_{[a]}^2 \bar{Y}_{[a]}(r) \bar{Y}_{[a]}(r') - n_{[a]} \bar{Y}_{[a]}(r) \bar{Y}_{[a]}(r') \right\} = \bar{Y}_{[a]}(r) \bar{Y}_{[a]}(r').
\end{aligned}$$

□

### A2.3. Proofs of the theorems for general assignment mechanism

**Proof of Theorem 1.** First, we calculate the sampling variance of estimated subgroup average peer effect. According to (A6) and Lemmas A1–A3, the covariances,  $\text{Cov}\{B_{[a]}(r), C_{[a]}(r)\}$ ,  $\text{Cov}\{B_{[a]}(r), C_{[a]}(r')\}$ ,  $\text{Cov}\{B_{[a]}(r'), C_{[a]}(r)\}$  and  $\text{Cov}\{B_{[a]}(r'), C_{[a]}(r')\}$ , are all zero for  $r \neq r'$ . Therefore, the sampling variance of subgroup average peer effect estimator is

$$\begin{aligned}
&\text{Var} \left\{ \hat{\tau}_{[a]}(r, r') \right\} \\
&= \text{Var} \left\{ B_{[a]}(r) + C_{[a]}(r) - B_{[a]}(r') - C_{[a]}(r') \right\} \\
&= \text{Var} \left\{ B_{[a]}(r) \right\} + \text{Var} \left\{ B_{[a]}(r') \right\} - 2\text{Cov} \left\{ B_{[a]}(r), B_{[a]}(r') \right\} + \text{Var} \left\{ C_{[a]}(r) \right\} + \text{Var} \left\{ C_{[a]}(r') \right\} \\
&\quad - 2\text{Cov} \left\{ C_{[a]}(r), C_{[a]}(r') \right\} \\
&= (n_{[a]} - 1) \frac{\pi_{[a]}(r) - \pi_{[a][a]}(r, r)}{n_{[a]}^2 \pi_{[a]}^2(r)} S_{[a]}^2(r) + (n_{[a]} - 1) \frac{\pi_{[a]}(r') - \pi_{[a][a]}(r', r')}{n_{[a]}^2 \pi_{[a]}^2(r')} S_{[a]}^2(r') \\
&\quad + 2 \frac{(n_{[a]} - 1) \pi_{[a][a]}(r, r')}{n_{[a]}^2 \pi_{[a]}(r) \pi_{[a]}(r')} S_{[a]}(r, r') + n_{[a]}^{-1} \left\{ c_{[a][a]}(r, r) \bar{Y}_{[a]}^2(r) + c_{[a][a]}(r', r') \bar{Y}_{[a]}^2(r') - 2c_{[a][a]}(r, r') \bar{Y}_{[a]}(r) \bar{Y}_{[a]}(r') \right\}.
\end{aligned}$$

Replacing  $2S_{[a]}(r, r')$  and  $\bar{Y}_{[a]}(r) \bar{Y}_{[a]}(r')$  by their expressions in Lemma A4, we can rewrite the sampling variance of  $\hat{\tau}_{[a]}(r, r')$  as

$$\begin{aligned}
\text{Var} \left\{ \hat{\tau}_{[a]}(r, r') \right\} &= (n_{[a]} - 1) \frac{\pi_{[a]}(r) - \pi_{[a][a]}(r, r)}{n_{[a]}^2 \pi_{[a]}^2(r)} S_{[a]}^2(r) + (n_{[a]} - 1) \frac{\pi_{[a]}(r') - \pi_{[a][a]}(r', r')}{n_{[a]}^2 \pi_{[a]}^2(r')} S_{[a]}^2(r') \\
&\quad + \frac{(n_{[a]} - 1) \pi_{[a][a]}(r, r')}{n_{[a]}^2 \pi_{[a]}(r) \pi_{[a]}(r')} \left\{ S_{[a]}^2(r) + S_{[a]}^2(r') - S_{[a]}^2(r-r') \right\} \\
&\quad + n_{[a]}^{-1} \left\{ c_{[a][a]}(r, r) \bar{Y}_{[a]}^2(r) + c_{[a][a]}(r', r') \bar{Y}_{[a]}^2(r') - 2c_{[a][a]}(r, r') \bar{Y}_{[a]}(r) \bar{Y}_{[a]}(r') \right\}
\end{aligned}$$

$$-\frac{2c_{[a][a]}(r, r')}{n_{[a]}} \frac{S_{[a]}^2(r) + S_{[a]}^2(r') - S_{[a]}^2(r-r')}{2n_{[a]}}. \quad (\text{A8})$$

We then combine the terms and calculate the coefficients of  $S_{[a]}^2(r)$ ,  $S_{[a]}^2(r')$  and  $S_{[a]}^2(r-r')$  in (A8), separately. According to the definitions of  $c_{[a][a]}(r, r')$  and  $b_{[a]}(r)$ , we can simplify the coefficient of  $S_{[a]}^2(r)$  as

$$n_{[a]}^{-1} \left\{ (1 - n_{[a]}^{-1}) \left( \pi_{[a]}^{-1}(r) - \frac{\pi_{[a][a]}(r, r)}{\pi_{[a]}^2(r)} + \frac{\pi_{[a][a]}(r, r')}{\pi_{[a]}(r)\pi_{[a]}(r')} \right) - n_{[a]}^{-1} c_{[a][a]}(r, r') \right\} = n_{[a]}^{-1} b_{[a]}(r),$$

and similarly simplify the coefficient of  $S_{[a]}^2(r')$  as  $n_{[a]}^{-1} b_{[a]}(r')$ . We can also simplify the coefficient of  $S_{[a]}^2(r-r')$  as

$$-\frac{(n_{[a]} - 1)\pi_{[a][a]}(r, r')}{n_{[a]}^2 \pi_{[a]}(r)\pi_{[a]}(r')} + \frac{c_{[a][a]}(r, r')}{n_{[a]}^2} = -n_{[a]}^{-1}.$$

Therefore, (A8) reduces to

$$\begin{aligned} \text{Var} \left\{ \hat{\tau}_{[a]}(r, r') \right\} &= n_{[a]}^{-1} \left\{ b_{[a]}(r) S_{[a]}^2(r) + b_{[a]}(r') S_{[a]}^2(r') - S_{[a]}^2(r-r') \right\} \\ &\quad + n_{[a]}^{-1} \left\{ c_{[a][a]}(r, r) \bar{Y}_{[a]}^2(r) + c_{[a][a]}(r', r') \bar{Y}_{[a]}^2(r') - 2c_{[a][a]}(r, r') \bar{Y}_{[a]}(r) \bar{Y}_{[a]}(r') \right\}. \end{aligned}$$

Second, we calculate the covariance between two estimated subgroup average peer effects. For  $a \neq a'$  and  $r \neq r' \in \mathcal{R}$ , according to Lemmas A1–A3, the covariances,  $\text{Cov}\{B_{[a]}(r), B_{[a']}(r)\}$ ,  $\text{Cov}\{B_{[a]}(r), B_{[a']}(r')\}$ ,  $\text{Cov}\{B_{[a]}(r'), B_{[a']}(r)\}$ ,  $\text{Cov}\{B_{[a]}(r'), B_{[a']}(r')\}$ ,  $\text{Cov}\{B_{[a]}(r), C_{[a']}(r)\}$ ,  $\text{Cov}\{B_{[a]}(r), C_{[a']}(r')\}$ ,  $\text{Cov}\{B_{[a]}(r'), C_{[a']}(r)\}$  and  $\text{Cov}\{B_{[a]}(r'), C_{[a']}(r')\}$ , are all zero. Therefore the sampling covariance between  $\hat{\tau}_{[a]}(r, r')$  and  $\hat{\tau}_{[a']}(r, r')$  is

$$\begin{aligned} &\text{Cov} \left\{ \hat{\tau}_{[a]}(r, r'), \hat{\tau}_{[a']}(r, r') \right\} \\ &= \text{Cov} \left\{ B_{[a]}(r) + C_{[a]}(r) - B_{[a]}(r') - C_{[a]}(r'), B_{[a']}(r) + C_{[a']}(r) - B_{[a']}(r') - C_{[a']}(r') \right\} \\ &= \text{Cov} \left\{ C_{[a]}(r), C_{[a']}(r) \right\} + \text{Cov} \left\{ C_{[a]}(r'), C_{[a']}(r') \right\} - \text{Cov} \left\{ C_{[a]}(r), C_{[a']}(r') \right\} - \text{Cov} \left\{ C_{[a]}(r'), C_{[a']}(r) \right\} \\ &= (n_{[a]} n_{[a']})^{-1/2} \left\{ c_{[a][a']}(r, r) \bar{Y}_{[a]}(r) \bar{Y}_{[a']}(r) + c_{[a][a']}(r', r') \bar{Y}_{[a]}(r') \bar{Y}_{[a']}(r') \right. \\ &\quad \left. - c_{[a][a']}(r, r') \bar{Y}_{[a]}(r) \bar{Y}_{[a']}(r') - c_{[a][a']}(r', r) \bar{Y}_{[a]}(r') \bar{Y}_{[a']}(r) \right\}, \end{aligned}$$

where the last equality follows from Lemma A3.

Third, we calculate the variance of the average peer effect estimator:

$$\text{Var} \{ \hat{\tau}(r, r') \} = \text{Var} \left\{ \sum_{a=1}^H w_{[a]} \hat{\tau}_{[a]}(r, r') \right\} = \sum_{a=1}^H w_{[a]}^2 \text{Var} \{ \hat{\tau}_{[a]}(r, r') \} + \sum_{a=1}^H \sum_{a' \neq a} w_{[a]} w_{[a']} \text{Cov} \{ \hat{\tau}_{[a]}(r, r'), \hat{\tau}_{[a']}(r, r') \}.$$

According to the variances and covariances between the subgroup average peer effect estimators, we can simplify the variance of  $\hat{\tau}(r, r')$  as

$$\begin{aligned} \text{Var} \{ \hat{\tau}(r, r') \} &= n^{-1} \sum_{a=1}^H w_{[a]} \left\{ b_{[a]}(r) S_{[a]}^2(r) + b_{[a]}(r') S_{[a]}^2(r') - S_{[a]}^2(r, r') \right\} \\ &\quad + n^{-1} \sum_{a=1}^H w_{[a]} \left\{ c_{[a][a]}(r, r) \bar{Y}_{[a]}^2(r) + c_{[a][a]}(r', r') \bar{Y}_{[a]}^2(r') - 2c_{[a][a]}(r, r') \overline{Y_{[a]}(r) Y_{[a]}(r')} \right\} \\ &\quad + n^{-1} \sum_{a=1}^H \sum_{a' \neq a} (w_{[a]} w_{[a']})^{1/2} \left\{ c_{[a][a']}(r, r) \bar{Y}_{[a]}(r) \bar{Y}_{[a']}(r) + c_{[a][a']}(r', r') \bar{Y}_{[a]}(r') \bar{Y}_{[a']}(r') \right. \\ &\quad \left. - c_{[a][a']}(r, r') \bar{Y}_{[a]}(r) \bar{Y}_{[a']}(r') - c_{[a][a']}(r', r) \bar{Y}_{[a]}(r') \bar{Y}_{[a']}(r) \right\}. \end{aligned}$$

□

**Proof of Theorem 2.** First, we prove that  $s_{[a]}^2(r)$  defined in Section 3.3 is unbiased for the finite population variance  $S_{[a]}^2(r)$ . Note that

$$\begin{aligned} E \{ \hat{Y}_{[a]}^2(r) \} &= E \left\{ \{n_{[a]} \pi_{[a]}(r)\}^{-1} \sum_{i:A_i=a} I(R_i = r) Y_i(r) \times \{n_{[a]} \pi_{[a]}(r)\}^{-1} \sum_{j:A_j=a} I(R_j = r) Y_j(r) \right\} \\ &= \{n_{[a]}^2 \pi_{[a]}^2(r)\}^{-1} \sum_{i \neq j: A_i=A_j=a} Y_i(r) Y_j(r) \text{pr}(R_i = r, R_j = r) \\ &\quad + \{n_{[a]}^2 \pi_{[a]}^2(r)\}^{-1} \sum_{i:A_i=a} Y_i^2(r) \text{pr}(R_i = r, R_i = r) \\ &= \frac{\pi_{[a][a]}(r, r)}{n_{[a]}^2 \pi_{[a]}^2(r)} \sum_{i \neq j: A_i=A_j=a} Y_i(r) Y_j(r) + \frac{\pi_{[a]}(r)}{n_{[a]}^2 \pi_{[a]}^2(r)} \sum_{i:A_i=a} Y_i^2(r), \end{aligned}$$

where the last equality follows from the definitions of  $\pi_{[a]}(r)$  and  $\pi_{[a][a]}(r, r)$ . We can then simplify  $E \{ \hat{Y}_{[a]}^2(r) \}$  as

$$E \{ \hat{Y}_{[a]}^2(r) \} = \frac{\pi_{[a][a]}(r, r)}{n_{[a]}^2 \pi_{[a]}^2(r)} \sum_{i:A_i=a} \sum_{j:A_j=a} Y_i(r) Y_j(r) + \frac{\pi_{[a]}(r) - \pi_{[a][a]}(r, r)}{n_{[a]}^2 \pi_{[a]}^2(r)} \sum_{i:A_i=a} Y_i^2(r)$$

$$= \frac{\pi_{[a][a]}(r, r)}{\pi_{[a]}^2(r)} \bar{Y}_{[a]}^2(r) + \frac{\pi_{[a]}(r) - \pi_{[a][a]}(r)}{n_{[a]}^2 \pi_{[a]}^2(r)} \sum_{i:A_i=a} Y_i^2(r). \quad (\text{A9})$$

The mean of  $s_{[a]}^2(r)$  is

$$\begin{aligned} E \{ s_{[a]}^2(r) \} &= \frac{n_{[a]} \pi_{[a]}^2(r)}{(n_{[a]} - 1) \pi_{[a][a]}(r, r)} \left[ \frac{n_{[a]} + c_{[a][a]}(r, r)}{n_{[a]}^2 \pi_{[a]}^2(r)} \sum_{i:A_i=a} E \{ I(R_i = r) \} Y_i^2(r) - E \{ \hat{Y}_{[a]}^2(r) \} \right] \\ &= \frac{n_{[a]} \pi_{[a]}^2(r)}{(n_{[a]} - 1) \pi_{[a][a]}(r, r)} \left[ \frac{n_{[a]} + c_{[a][a]}(r, r)}{n_{[a]}^2} \sum_{i:A_i=a} Y_i^2(r) - E \{ \hat{Y}_{[a]}^2(r) \} \right] \\ &= \frac{n_{[a]} \pi_{[a]}^2(r)}{(n_{[a]} - 1) \pi_{[a][a]}(r, r)} \left[ \frac{(n_{[a]} - 1) \pi_{[a][a]}(r, r) + \pi_{[a]}(r)}{n_{[a]}^2 \pi_{[a]}^2(r)} \sum_{i:A_i=a} Y_i^2(r) - E \{ \hat{Y}_{[a]}^2(r) \} \right], \end{aligned}$$

where the last equality follows from the definition of  $c_{[a][a]}(r, r)$  in (8). According to (A9), we can further simplify  $E \{ s_{[a]}^2(r) \}$  as

$$\begin{aligned} E \{ s_{[a]}^2(r) \} &= \frac{n_{[a]} \pi_{[a]}^2(r)}{(n_{[a]} - 1) \pi_{[a][a]}(r, r)} \left\{ \frac{(n_{[a]} - 1) \pi_{[a][a]}(r, r) + \pi_{[a]}(r)}{n_{[a]}^2 \pi_{[a]}^2(r)} \sum_{i:A_i=a} Y_i^2(r) \right. \\ &\quad \left. - \frac{\pi_{[a][a]}(r, r)}{\pi_{[a]}^2(r)} \bar{Y}_{[a]}^2(r) - \frac{\pi_{[a]}(r) - \pi_{[a][a]}(r)}{n_{[a]}^2 \pi_{[a]}^2(r)} \sum_{i:A_i=a} Y_i^2(r) \right\} \\ &= \frac{n_{[a]} \pi_{[a]}^2(r)}{(n_{[a]} - 1) \pi_{[a][a]}(r, r)} \left\{ \frac{\pi_{[a][a]}(r, r)}{n_{[a]} \pi_{[a]}^2(r)} \sum_{i:A_i=a} Y_i^2(r) - \frac{\pi_{[a][a]}(r, r)}{\pi_{[a]}^2(r)} \bar{Y}_{[a]}^2(r) \right\} \\ &= (n_{[a]} - 1)^{-1} \left\{ \sum_{i:A_i=a} Y_i^2(r) - n_{[a]} \bar{Y}_{[a]}^2(r) \right\} = S_{[a]}^2(r). \end{aligned}$$

Second, we prove the unbiasedness of the estimator for  $\bar{Y}_{[a]}^2(r)$ . For  $1 \leq a \leq H$  and  $r \in \mathcal{R}$ , according to (A9) and the unbiasedness of  $s_{[a]}^2(r)$  for  $S_{[a]}^2(r)$ ,

$$\begin{aligned} &E \left[ \frac{n_{[a]} \hat{Y}_{[a]}(r)^2 - \{b_{[a]}(r) - 1\} s_{[a]}^2(r)}{n_{[a]} + c_{[a][a]}(r, r)} \right] \\ &= \frac{n_{[a]} E \{ \hat{Y}_{[a]}(r)^2 \} - \{b_{[a]}(r) - 1\} E \{ s_{[a]}^2(r) \}}{n_{[a]} + c_{[a][a]}(r, r)} \\ &= \frac{n_{[a]}}{n_{[a]} + c_{[a][a]}(r, r)} \left\{ \frac{\pi_{[a][a]}(r, r)}{\pi_{[a]}^2(r)} \bar{Y}_{[a]}^2(r) + \frac{\pi_{[a]}(r) - \pi_{[a][a]}(r)}{n_{[a]}^2 \pi_{[a]}^2(r)} \sum_{i:A_i=a} Y_i^2(r) \right\} - \frac{b_{[a]}(r) - 1}{n_{[a]} + c_{[a][a]}(r, r)} S_{[a]}^2(r), \end{aligned}$$



which, based on the definitions of  $c_{[a][a]}(r, r)$  and  $b_{[a]}(r)$ , further reduces to

$$\begin{aligned}
& \frac{n_{[a]}}{(n_{[a]} - 1)\pi_{[a][a]}(r, r) + \pi_{[a]}(r)} \left\{ \pi_{[a][a]}(r, r)\tilde{Y}_{[a]}^2(r) + \frac{\pi_{[a]}(r) - \pi_{[a][a]}(r)}{n_{[a]}^2} \sum_{i:A_i=a} Y_i^2(r) \right\} \\
& - \frac{\{\pi_{[a]}(r) - \pi_{[a][a]}(r, r)\}}{n_{[a]}\{(n_{[a]} - 1)\pi_{[a][a]}(r, r) + \pi_{[a]}(r)\}} \left\{ \sum_{i:A_i=a} Y_i^2(r) - n_{[a]}\tilde{Y}_{[a]}^2(r) \right\} \\
& = \frac{n_{[a]}\pi_{[a][a]}(r, r)\tilde{Y}_{[a]}^2(r) + \{\pi_{[a]}(r) - \pi_{[a][a]}(r, r)\}\tilde{Y}_{[a]}^2(r)}{(n_{[a]} - 1)\pi_{[a][a]}(r, r) + \pi_{[a]}(r)} = \tilde{Y}_{[a]}^2(r).
\end{aligned}$$

Third, we prove the unbiasedness of the estimator for  $\overline{Y_{[a]}(r)Y_{[a]}(r')}$ . For  $1 \leq a \leq H$  and  $r \neq r' \in \mathcal{R}$ ,

$$\begin{aligned}
& E \left\{ \frac{n_{[a]}}{n_{[a]} - 1} \frac{\pi_{[a]}(r)\pi_{[a]}(r')}{\pi_{[a][a]}(r, r')} \hat{Y}_{[a]}(r)\hat{Y}_{[a]}(r') \right\} \\
& = \frac{n_{[a]}}{n_{[a]} - 1} \frac{\pi_{[a]}(r)\pi_{[a]}(r')}{\pi_{[a][a]}(r, r')} E \left\{ \{n_{[a]}\pi_{[a]}(r)\}^{-1} \sum_{i:A_i=a} I(R_i = r)Y_i(r) \times \{n_{[a]}\pi_{[a]}(r')\}^{-1} \sum_{j:A_j=a} I(R_j = r')Y_j(r') \right\} \\
& = \frac{n_{[a]}}{n_{[a]} - 1} \frac{1}{n_{[a]}^2 \pi_{[a][a]}(r, r')} \sum_{i,j:A_i=A_j=a} Y_i(r)Y_j(r') \text{pr}(R_i = r, R_j = r') \\
& = \frac{1}{n_{[a]}(n_{[a]} - 1)\pi_{[a][a]}(r, r')} \left\{ \sum_{i \neq j:A_i=A_j=a} Y_i(r)Y_j(r') \text{pr}(R_i = r, R_j = r') + \sum_{i:A_i=a} Y_i(r)Y_i(r') \text{pr}(R_i = r, R_i = r') \right\} \\
& = \frac{1}{n_{[a]}(n_{[a]} - 1)\pi_{[a][a]}(r, r')} \left\{ \pi_{[a][a]}(r, r') \sum_{i \neq j:A_i=A_j=a} Y_i(r)Y_j(r') + 0 \right\} = \overline{Y_{[a]}(r)Y_{[a]}(r')},
\end{aligned}$$

where the second last equality holds because  $\text{pr}(R_i = r, R_i = r') = 0$  for  $r \neq r' \in \mathcal{R}$ .

Fourth, we prove that, for  $a \neq a'$  and  $r, r' \in \mathcal{R}$ ,  $\pi_{[a]}(r)\pi_{[a']}(r')/\pi_{[a][a']}(r, r') \cdot \hat{Y}_{[a]}(r)\hat{Y}_{[a']}(r')$  is unbiased for  $\bar{Y}_{[a]}(r)\bar{Y}_{[a']}(r')$ . For  $a \neq a'$  and  $r, r' \in \mathcal{R}$ , any units  $(i, j)$  such that  $A_i = a$  and  $A_j = a'$  must satisfy  $i \neq j$ , and therefore

$$\begin{aligned}
& E \left\{ \frac{\pi_{[a]}(r)\pi_{[a']}(r')}{\pi_{[a][a']}(r, r')} \hat{Y}_{[a]}(r)\hat{Y}_{[a']}(r') \right\} \\
& = \frac{\pi_{[a]}(r)\pi_{[a']}(r')}{\pi_{[a][a']}(r, r')} E \left\{ n_{[a]}^{-1} \sum_{i:A_i=a} \pi_{[a]}^{-1}(r) I(R_i = r)Y_i(r) \times n_{[a']}^{-1} \sum_{j:A_j=a'} \pi_{[a']}^{-1}(r') I(R_j = r')Y_j(r') \right\} \\
& = \{n_{[a]}n_{[a']}\pi_{[a][a']}(r, r')\}^{-1} \sum_{i:A_i=a} \sum_{j:A_j=a'} Y_i(r)Y_j(r') \text{pr}(R_i = r, R_j = r')
\end{aligned}$$

$$= (n_{[a]}n_{[a']})^{-1} \sum_{i:A_i=a} \sum_{j:A_j=a'} Y_i(r)Y_j(r') = \bar{Y}_{[a]}(r)\bar{Y}_{[a']}(r').$$

□

### A3. More technical details about complete randomization

#### A3.1. Proofs

**Proof of Proposition 2.** We first show that the numerical implementation in Section 2.4.2 generates treatment assignments under complete randomization. For any treatment assignment  $z$  with  $L(z) = z$ , by definition, there are  $l_t$  groups with group attribute set  $g_t$  for  $1 \leq t \leq T$ . Thus, there are  $\prod_{t=1}^T l_t!$  ways to arrange these  $m$  groups such that the first  $l_1$  groups have group attribute set  $g_1$ , the next  $l_2$  groups have group attribute  $g_2$ , ..., and the last  $l_T$  groups have group attribute  $g_T$ . Each of the  $\prod_{t=1}^T l_t!$  arrangements is a group assignment from the numerical implementation, and all group assignments from the numerical implementation have the same probability. Therefore, under the numerical implementation, any assignment  $z$  with  $L(z) = z$  corresponds to  $\prod_{t=1}^T l_t!$  realizations and will have the same probability.

We then prove Proposition 2. According to the above discussion, it is equivalent to consider the distribution of  $(R_1, \dots, R_n)$  under the group assignment generated from the numerical implementation. Under the numerical implementation, for each  $1 \leq a \leq H$  and the  $n_{[a]}$  units with attribute  $a$ , the  $l_1 \times g_1(a)$  units in the first  $l_1$  groups must receive treatment  $g_1 \setminus \{a\}$ , the next  $l_2 \times g_2(a)$  units in the next  $l_2$  groups must receive treatment  $g_2 \setminus \{a\}$ , ..., and the last  $l_T \times g_T(a)$  units in the last  $l_T$  groups must receive treatment  $g_T \setminus \{a\}$ , and the assignments of the  $n_{[a]}$  units into these  $m$  groups have the same probability. According to the relationship between  $n_{[a]r}$  and  $L_t(z)g_t(a)$  in (4), the first conclusion (1) in Proposition 2 holds. The second conclusion (2) in Proposition 2 follows directly from the independence among the group assignments for units with different attributes under the numerical implementation. □

As a direct consequence of Proposition 2, we have the following results characterizing the probability law of complete randomization, which will be used in later proofs.

**Proposition A2.** Under Assumptions 1 and 2, and under complete randomization defined in

Section 2.4.2, for  $1 \leq a, a' \leq H$  and  $r, r' \in \mathcal{R}$ , we have  $\pi_{[a]}(r) = n_{[a]r}/n_{[a]}$ ,  $b_{[a]}(r) = n_{[a]}/n_{[a]r}$ ,  $c_{[a][a']}(r, r') = 0$ , and

$$\pi_{[a][a']}(r, r') = \begin{cases} \frac{n_{[a]r}n_{[a']r'}}{n_{[a]}n_{[a']}}; \\ \frac{n_{[a]r}n_{[a]r'}}{n_{[a]}(n_{[a]}-1)}; \\ \frac{n_{[a]r}(n_{[a]r}-1)}{n_{[a]}(n_{[a]}-1)}; \end{cases} \quad d_{[a][a']}(r, r') = \begin{cases} 0, & \text{if } a \neq a'; \\ \frac{n_{[a]}}{n_{[a]}-1}, & \text{if } a = a', r \neq r'; \\ -\frac{n_{[a]}(n_{[a]}-n_{[a]r})}{(n_{[a]}-1)n_{[a]r}}, & \text{if } a = a', r = r'. \end{cases}$$

The formulas of  $\pi_{[a]}(r)$  and  $\pi_{[a][a]}(r, r')$  are standard in completely randomized experiments with multiple treatments, the formula of  $\pi_{[a][a']}(r, r')$  with  $a \neq a'$  follows from the independence between treatments of units with different attributes, and the formulas of  $d_{[a][a']}(r, r')$ ,  $c_{[a][a']}(r, r')$  and  $b_{[a]}(r)$  follow from their definitions in (7)–(9).

**Proof of Theorem 3.** We first consider the point and interval estimator for the subgroup average peer effect. Under complete randomization, for the  $n_{[a]}$  units with attribute  $a$ , we are essentially conducting a complete randomized experiments with  $n_{[a]r}$  units receiving treatment  $r$ . According to Lemma A4 and the regularity condition (ii) in Condition 1, the finite population covariance between potential outcomes  $S_{[a]}(r, r')$  has a limit. According to Li and Ding (2017, Theorem 5),  $\hat{\tau}_{[a]}(r, r')$  is asymptotically Normal:

$$\sqrt{n_{[a]}} \left\{ \hat{\tau}_{[a]}(r, r') - \tau_{[a]}(r, r') \right\} \xrightarrow{d} \mathcal{N} \left( 0, \lim_{n \rightarrow \infty} n_{[a]} \text{Var} \{ \hat{\tau}_{[a]}(r, r') \} \right),$$

where  $\lim_{n \rightarrow \infty} n_{[a]} \text{Var} \{ \hat{\tau}_{[a]}(r, r') \}$  exists due to the convergence of proportions of units receiving different treatments  $n_{[a]r}/n_{[a]}$  and the finite population variances of potential outcomes and individual peer effects  $S_{[a]}^2(r)$  and  $S_{[a]}^2(r-r')$ .

Moreover, according to Li and Ding (2017, Proposition 3), the sample variance of observed outcomes in the subgroup consisting of units with attribute  $a$  receiving treatment  $r$ ,  $s_{[a]}^2(r)$ , is consistent for the population analogue  $S_{[a]}^2(r)$ , in the sense that  $s_{[a]}^2(r) - S_{[a]}^2(r) \xrightarrow{p} 0$ . Thus, the variance estimator  $\hat{V}_{[a]}(r, r')$  satisfies

$$n_{[a]} \hat{V}_{[a]}(r, r') - n_{[a]} \text{Var} \{ \hat{\tau}_{[a]}(r, r') \} - S_{[a]}^2(r-r') = \frac{n_{[a]}}{n_{[a]r}} \left\{ s_{[a]}^2(r) - S_{[a]}^2(r) \right\} + \frac{n_{[a]}}{n_{[a]r'}} \left\{ s_{[a]}^2(r') - S_{[a]}^2(r') \right\} \xrightarrow{p} 0.$$

Therefore, the Wald-type confidence interval for  $\tau_{[a]}(r, r')$  is asymptotically conservative.

Second, we consider the confidence interval for the average peer effect  $\tau(r, r')$ . According to Slutsky's theorem,  $\hat{\tau}(r, r')$  is asymptotically Normal:

$$\sqrt{n} \{ \hat{\tau}(r, r') - \tau(r, r') \} = \sum_{a=1}^H \sqrt{w_{[a]}} \sqrt{n_{[a]}} \{ \hat{\tau}_{[a]}(r, r') - \tau_{[a]}(r, r') \} \xrightarrow{d} \mathcal{N} \left( 0, \lim_{n \rightarrow \infty} n \text{Var} \{ \hat{\tau}(r, r') \} \right).$$

Moreover, the variance estimator  $\hat{V}(r, r')$  satisfies that

$$n \hat{V}(r, r') - n \text{Var} \{ \hat{\tau}(r, r') \} - \sum_{a=1}^H w_{[a]} S_{[a]}^2(r-r') = \sum_{a=1}^H w_{[a]} \left\{ n_{[a]} \hat{V}_{[a]}(r, r') - n_{[a]} \text{Var} \{ \hat{\tau}_{[a]}(r, r') \} - S_{[a]}^2(r-r') \right\} \xrightarrow{p} 0.$$

Therefore, the Wald-type confidence interval for  $\tau(r, r')$  is asymptotically conservative.  $\square$

**Proof of Theorem 4.** We prove the three conclusions in Theorem 4 as follows.

First, let  $|\mathcal{R}|$  dimensional column vectors

$$Y_i(\mathcal{R}) = (Y_i(r_1), \dots, Y_i(r_{|\mathcal{R}|}))^\top, \quad \bar{Y}_{[a]}(\mathcal{R}) = (\bar{Y}_{[a]}(r_1), \dots, \bar{Y}_{[a]}(r_{|\mathcal{R}|}))^\top, \quad \hat{Y}_{[a]}(\mathcal{R}) = (\hat{Y}_{[a]}(r_1), \dots, \hat{Y}_{[a]}(r_{|\mathcal{R}|}))^\top$$

consist of unit  $i$ 's all potential outcomes, all subgroup average potential outcomes, and all subgroup average potential outcome estimators, respectively. Then

$$\theta_i(\mathcal{R}) = \Gamma Y_i(\mathcal{R}), \quad \theta_{[a]}(\mathcal{R}) = \Gamma \bar{Y}_{[a]}(\mathcal{R}), \quad \hat{\theta}_{[a]}(\mathcal{R}) = \Gamma \hat{Y}_{[a]}(\mathcal{R}).$$

According to the equivalence relationship in Proposition 2 and the variance formula in Li and Ding (2017, Theorem 3), the sampling covariance matrix of  $\hat{Y}_{[a]}(\mathcal{R})$  under complete randomization is

$$\text{Cov} \{ \hat{Y}_{[a]}(\mathcal{R}) \} = \text{diag} \left\{ \frac{S_{[a]}^2(r_1)}{n_{[a]r_1}}, \dots, \frac{S_{[a]}^2(r_{|\mathcal{R}|})}{n_{[a]r_{|\mathcal{R}|}}} \right\} - \frac{1}{n_{[a]}(n_{[a]} - 1)} \sum_{i: A_i=a} \{ Y_i(\mathcal{R}) - \bar{Y}_{[a]}(\mathcal{R}) \} \{ Y_i(\mathcal{R}) - \bar{Y}_{[a]}(\mathcal{R}) \}^\top,$$

which implies the sampling covariance of  $\hat{\theta}_{[a]}(\mathcal{R}) = \Gamma \hat{Y}_{[a]}(\mathcal{R})$ .

Second, the regularity conditions of Theorem 4 and Li and Ding (2017, Theorem 5) immediately imply the asymptotic Normality of  $\sqrt{n_{[a]}} \{ \hat{Y}_{[a]}(\mathcal{R}) - \bar{Y}_{[a]}(\mathcal{R}) \}$ , which further implies the asymptotic Normality of  $\sqrt{n_{[a]}} \{ \hat{\theta}_{[a]}(\mathcal{R}) - \theta_{[a]}(\mathcal{R}) \}$ .

Third, according to Li and Ding (2017, Proposition 3),  $s_{[a]}^2(r)$  is consistent for  $S_{[a]}^2(r)$ . Moreover, the second term in the covariance formula of  $\hat{\theta}_{[a]}(\mathcal{R})$  is a positive semi-definite matrix. Therefore, the Wald-type confidence set using variance estimator (16) is asymptotically conservative.

Note that the second term in the covariance formula of  $\hat{\theta}_{[a]}(\mathcal{R})$  is actually the finite population covariance matrix of  $(\theta_i(r_1), \theta_i(r_2), \dots, \theta_i(r_{|\mathcal{R}|}))^\top$  for units with attribute  $a$  scaled by  $n_{[a]}^{-1}$ , and these centered individual potential outcomes  $\theta_i(r)$ 's can be represented as linear functions of the individual peer effects  $\tau_i(r, r')$ 's. Thus, when the individual peer effects for units with the same attribute are additive, the finite population covariance matrix of  $(\theta_i(r_1), \theta_i(r_2), \dots, \theta_i(r_{|\mathcal{R}|}))^\top$  for units with attribute  $a$  are zero, and the Wald-type confidence sets for  $\theta_{[a]}(\mathcal{R})$  become asymptotically exact.  $\square$

### A3.2. Coverage probabilities under complete randomization

To supplement the asymptotic results in Theorem 3, we conduct simulations to study the coverage probabilities of confidence intervals for subgroup average peer effects in finite samples.

To make our simulations more relevant to the real data, we generate potential outcomes based on simple model fittings. Specifically, we assume that the potential outcomes under treatment  $r$  for units with attribute  $a$  divided by 4 are independent and identically Beta distributed with two shape parameters depending on  $(a, r)$ , and all the potential outcomes are independent. First, we estimate these shape parameters for Beta distributions using the method of moment with data from the informatics department. Note that we do not need any model assumptions, and they are used for the convenience of data generating. We then generate potential outcomes from the fitted model. We simulate five datasets with sample sizes (156, 312, 468, 624, 780), and keep the proportions of students with different admission types the same as the informatics department. We consider complete randomizations for these five datasets, with proportions of all group attribute sets being the same as the observed ones for the informatics department.

Figure A3 shows the empirical coverage probabilities of the 95% confidence intervals proposed in Section 4.4 based on  $10^5$  treatment assignments from complete randomization. According to Figure A3, with large sample sizes, the coverage probabilities of the 95% confidence intervals for all subgroup average peer effects are larger than 95%. These results are coherent with the asymptotic conservativeness of the confidence intervals.

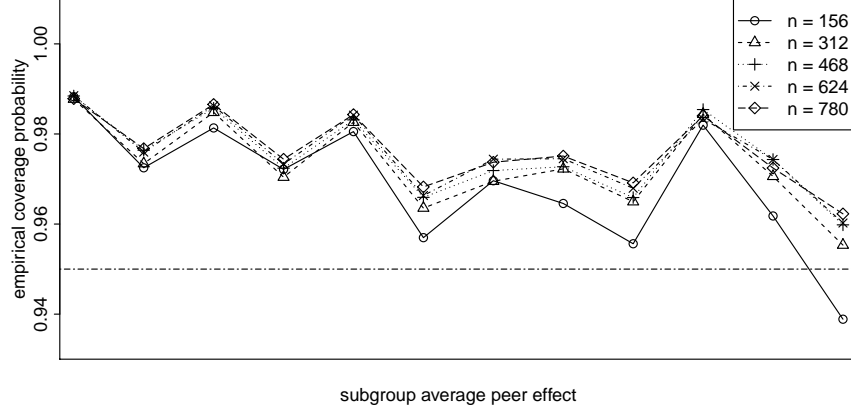


Figure A3: Empirical coverage probabilities of the 95% confidence intervals for the subgroup average peer effects based on  $10^5$  treatment assignments from complete randomization.

### A3.3. Regression-based analysis in complete randomization

In the main paper we discuss randomization-based inference for peer effects, which does not invoke any outcome model assumptions. In practice, regression-based analysis is also popular in applied studies. Suppose we fit a linear model for the observed outcomes

$$Y_i = \mu + \alpha_{[A_i]} + \beta_{R_i} + \lambda_{[A_i]R_i} + \varepsilon_i, \quad (\text{A10})$$

where  $\mu$  is the intercept,  $\alpha_{[a]}$  represents the main “effect” of attribute  $a$ ,  $\beta_r$  represents the main effect of treatment  $r$ , and  $\lambda_{[a]r}$  represents the interaction between attribute  $a$  and treatment  $r$ . In traditional linear regression, the residuals are assumed to follow independent zero-mean (Normal) distributions, the randomnesses of the observed outcomes come from the error terms  $\varepsilon_i$ ’s, and, furthermore, the parameters are assumed to have the following constraints to avoid over-parameterization:

$$\sum_{a=1}^H \alpha_{[a]} = 0, \quad \sum_{r \in \mathcal{R}} \beta_r = 0, \quad \sum_{a=1}^H \lambda_{[a]r} = 0, \quad \sum_{r \in \mathcal{R}} \lambda_{[a]r} = 0 \quad (1 \leq a \leq H, r \in \mathcal{R}).$$

Let  $\mu_{[a]r} = \mu + \alpha_{[a]} + \beta_r + \lambda_{[a]r}$ . Then  $\mu_{[a]r} - \mu_{[a]r'}$  can be interpreted as the subgroup average peer effect of treatment  $r$  versus  $r'$  for units with attribute  $a$ . For convenience, in this subsection, let  $\hat{Y}_{[a]}(r)$ ,  $\hat{\tau}_{[a]}(r, r')$ ,  $s_{[a]}^2(r)$  and  $\hat{V}_{[a]}(r, r')$  be the estimators under complete randomization, defined in

(13)–(15). The ordinary least squares estimators of the regression coefficients are

$$\begin{aligned}\hat{\mu} &= \frac{1}{H|\mathcal{R}|} \sum_{a=1}^H \sum_{r \in \mathcal{R}} \hat{Y}_{[a]}(r), & \hat{\alpha}_{[a]} &= \frac{1}{|\mathcal{R}|} \sum_{r \in \mathcal{R}} \hat{Y}_{[a]}(r) - \hat{\mu}, \\ \hat{\beta}_r &= \frac{1}{H} \sum_{a=1}^H \hat{Y}_{[a]}(r) - \hat{\mu}, & \hat{\lambda}_{[a]r} &= \hat{Y}_{[a]}(r) - (\hat{\mu} + \hat{\alpha}_{[a]} + \hat{\beta}_r), \quad (1 \leq a \leq H, r \in \mathcal{R}).\end{aligned}$$

**Proposition A3.** Under the linear model (A10), for any  $1 \leq a \leq H$  and  $r \neq r' \in \mathcal{R}$ , the least squares estimator for the subgroup average peer effect is

$$\hat{\mu}_{[a]r} - \hat{\mu}_{[a]r'} = (\hat{\mu} + \hat{\alpha}_{[a]} + \hat{\beta}_r + \hat{\lambda}_{[a]r}) - (\hat{\mu} + \hat{\alpha}_{[a]} + \hat{\beta}_{r'} + \hat{\lambda}_{[a]r'}) = \hat{Y}_{[a]}(r) - \hat{Y}_{[a]}(r') = \hat{\tau}_{[a]}(r, r'),$$

and the Huber–White variance estimator of  $\hat{\mu}_{[a]r} - \hat{\mu}_{[a]r'}$  is

$$\hat{V}_{[a],\text{HW}}(r, r') = \frac{n_{[a]r} - 1}{n_{[a]r}} \frac{s_{[a]}^2(r)}{n_{[a]r}} + \frac{n_{[a]r'} - 1}{n_{[a]r'}} \frac{s_{[a]}^2(r')}{n_{[a]r'}} \approx \frac{s_{[a]}^2(r)}{n_{[a]r}} + \frac{s_{[a]}^2(r')}{n_{[a]r'}} = \hat{V}_{[a]}(r, r'),$$

both of which are identical or nearly identical to the randomization-based point estimator or variance estimator under complete randomization using the potential outcomes framework.

Importantly, we must include the interaction term  $\lambda_{[A_i]R_i}$  in the linear model (A10), because otherwise the estimated peer effects are generally biased under complete randomization. Moreover, such equivalence in Proposition A3 generally does not hold if the treatment assignment is not complete randomization, nor if we use the conventional variance estimator in linear models assuming homoscedasticity of the error terms. Above all, complete randomization justifies using regression-based inference for peer effects. Note that in analysis of completely randomized treatment-control experiments, Lin (2013) suggested adding interaction terms in linear models, and highlighted the importance of using the Huber–White variance estimators. Our work extends these results to a more complex setting with peer effects.

## A4. More on random partition

In this section, we discuss details of random partition. In particular, we give the formulas for  $\pi_{[a]}(r)$  and  $\pi_{[a][a']}(r, r')$ , based on which we can get the formulas for  $d_{[a][a']}(r, r')$ ,  $c_{[a][a']}(r, r')$  and

$b_{[a]}(r)$ , the unbiased point estimators for peer effects, the sampling variances of peer effects estimators, and the corresponding variance estimators.

Each  $r \in \mathcal{R}$  is a set containing  $K$  unordered but replicable elements from  $\{1, 2, \dots, H\}$ . Let  $r(a)$  be the number of elements in set  $r$  that are equal to  $a$ . If  $a$  itself belongs to  $r$ , let  $r \setminus \{a\}$  be the set containing the remaining  $K - 1$  elements, by deleting an element  $a$  from the set  $r$ .

**Theorem A1.** Under random partition, for  $1 \leq a, a' \leq H$  and  $r, r' \in \mathcal{R}$ , the probability that a unit  $i$  with attribute  $A_i = a$  receives treatment  $r$  is

$$\pi_{[a]}(r) = \text{pr}(R_i = r) = \frac{\binom{n_{[a]}-1}{r(a)} \prod_{1 \leq q \leq H, q \neq a} \binom{n_{[q]}}{r(q)}}{\binom{n-1}{K}}, \quad (\text{A11})$$

and the probability that two different units ( $i \neq j$ ) with attributes  $A_i = a$  and  $A_j = a'$  receive treatments  $r$  and  $r'$  is

$$\pi_{[a][a']}(r, r') = \text{pr}(R_i = r, R_j = r') = \frac{K}{n-1} \cdot \psi_{[a][a']}(r, r') + \frac{n-K-1}{n-1} \cdot \phi_{[a][a']}(r, r'), \quad (\text{A12})$$

where

$$\psi_{[a][a']}(r, r') = \begin{cases} \frac{\binom{n_{[a]}-1}{r(a)} \binom{n_{[a']}-1}{r'(a')} \prod_{1 \leq q \leq H, q \neq a, a'} \binom{n_{[q]}}{r(q)}}{\binom{n-2}{K-1}}, & \text{if } a' \in r, a \in r', r \setminus \{a'\} = r' \setminus \{a\}, a \neq a', \\ \frac{\binom{n_{[a]}-2}{r(a)-1} \prod_{1 \leq q \leq H, q \neq a} \binom{n_{[q]}}{r(q)}}{\binom{n-2}{K-1}}, & \text{if } a' \in r, a \in r', r \setminus \{a'\} = r' \setminus \{a\}, a = a', \\ 0, & \text{otherwise,} \end{cases} \quad (\text{A13})$$

and

$$\phi_{[a][a']}(r, r') = \begin{cases} \frac{\binom{n_{[a]}-1}{r(a)} \binom{n_{[a]}-1-r(a)}{r'(a)} \binom{n_{[a']}-1}{r'(a')} \binom{n_{[a']}-1-r(a')}{r'(a')} \prod_{1 \leq q \leq H, q \neq a, a'} \left\{ \binom{n_{[q]}}{r(q)} \binom{n_{[q]}-r(q)}{r'(q)} \right\}}{\binom{n-2}{K} \binom{n-2-K}{K}}, & \text{if } a \neq a', \\ \frac{\binom{n_{[a]}-2}{r(a)} \binom{n_{[a]}-2-r(a)}{r'(a)} \prod_{1 \leq q \leq H, q \neq a} \left\{ \binom{n_{[q]}}{r(q)} \binom{n_{[q]}-r(q)}{r'(q)} \right\}}{\binom{n-2}{K} \binom{n-2-K}{K}}, & \text{if } a = a'. \end{cases} \quad (\text{A14})$$

We give some intuition to explain the formulas of  $\pi_{[a]}(r)$  and  $\pi_{[a][a']}(r, r')$  under random partition. First, in (A11), the denominator  $\binom{n-1}{K}$  denotes the total number of possible peers for unit  $i$ , and the numerator denotes the number of possible peers such that unit  $i$  receives treatment  $r$ . Second, for any two different units  $i$  and  $j$  with attributes  $a$  and  $a'$ , we consider two



cases according to whether units  $i$  and  $j$  are in the same group or not. The coefficients  $K/(n-1)$  and  $(n-K-1)/(n-1)$  in (A12) are the probabilities that units  $i$  and  $j$  are in the same group and not in the same group, respectively. Correspondingly,  $\psi_{[a][a']}(r, r')$  and  $\phi_{[a][a']}(r, r')$  represent the conditional probabilities that units  $i$  and  $j$  receive treatments  $r$  and  $r'$  given that  $i$  and  $j$  are and are not in the same group.

When units  $i$  and  $j$  are in the same group, they have  $K-1$  common peers, and therefore, the treatment  $R_i$  of unit  $i$  consists of unit  $j$ 's attribute and the  $K-1$  common peers' attributes, and the treatment  $R_j$  consists of unit  $i$ 's attribute and the  $K-1$  common peers' attributes. Therefore,  $\psi_{[a][a']}(r, r')$  is positive if and only if  $a' \in r, a \in r'$  and  $r \setminus \{a'\} = r' \setminus \{a\}$ . In (A13), when  $\psi_{[a][a']}(r, r') \neq 0$ , the denominator  $\binom{n-2}{K-1}$  counts the number of possible  $K-1$  units in the same group as units  $i$  and  $j$ , and the numerator counts the number of possible  $K-1$  units in the same group as units  $i$  and  $j$  such that units  $i$  and  $j$  receive treatments  $r$  and  $r'$ . In (A14), the denominator  $\binom{n-2}{K} \binom{n-2-K}{K}$  counts the number of possible peers for units  $i$  and  $j$ , and the numerator counts the number of possible peers for units  $i$  and  $j$  such that units  $i$  and  $j$  receive treatments  $r$  and  $r'$ .

**Proof of Theorem A1.** First, we calculate  $\pi_{[a]}(r)$ . Assume that unit  $i$  has attribute  $A_i = a$ . The total number of possible peers of unit  $i$  is  $\binom{n-1}{K}$ , and the total number of possible peers of unit  $i$  such that unit  $i$  receives treatment  $r$  is

$$\binom{n_{[a]}-1}{r(a)} \prod_{1 \leq q \leq H, q \neq a} \binom{n_{[q]}}{r(q)},$$

where  $\binom{n_{[a]}-1}{r(a)}$  counts the number of possible choice of the peers of unit  $i$  with attribute  $a$ , and  $\binom{n_{[q]}}{r(q)}$  counts the number of possible choice of the peers of unit  $i$  with attribute  $q \neq a$ . Under random partition, any other  $K$  units have the same probability to be in the same group as unit  $i$ . Therefore, (A11) holds.

Second, we calculate  $\pi_{[a][a']}(r, r')$ . Assume that  $i \neq j$  are two units with attributes  $A_i = a$  and  $A_j = a'$ . Under random partition, we can decompose the probability  $\text{pr}(R_i = r, R_j = r')$  into two parts according to whether units  $i$  and  $j$  are in the same group:

$$\pi_{[a][a']}(r, r') = \text{pr}(R_i = r, R_j = r') = \text{pr}(j \in Z_i, R_i = r, R_j = r') + \text{pr}(j \notin Z_i, R_i = r, R_j = r')$$

$$= \text{pr}(j \in Z_i) \text{pr}(R_i = r, R_j = r' \mid j \in Z_i) + \text{pr}(j \notin Z_i) \text{pr}(R_i = r, R_j = r' \mid j \notin Z_i). \quad (\text{A15})$$

Because any other  $K$  units have the same probability to be the peers of unit  $i$ , by symmetry,  $\text{pr}(j \in Z_i) = K/(n-1)$  and  $\text{pr}(j \notin Z_i) = 1 - K/(n-1)$ . We then consider the two conditional probabilities  $\psi_{[a][a']}(r, r') \equiv \text{pr}(R_i = r, R_j = r' \mid j \in Z_i)$ , and  $\phi_{[a][a']}(r, r') \equiv \text{pr}(R_i = r, R_j = r' \mid j \notin Z_i)$ .

When units  $i$  and  $j$  are in the same group, units  $i$  and  $j$  are peers of each other and they have  $K-1$  common peers. Therefore, they have positive probability to receive treatments  $r$  and  $r'$  if and only if  $r$  and  $r'$  satisfy  $a' \in r$ ,  $a \in r'$ , and  $r \setminus \{a'\} = r' \setminus \{a\}$ . When  $a' \in r$ ,  $a \in r'$ , and  $r \setminus \{a'\} = r' \setminus \{a\}$ , the total number of possible peers of units  $i$  and  $j$  such that units  $i$  and  $j$  receive treatments  $r$  and  $r'$  is

$$\begin{cases} \binom{n_{[a]}-1}{r(a)} \binom{n_{[a']}-1}{r(a')-1} \prod_{1 \leq q \leq H, q \neq a, a'} \binom{n_{[q]}}{r(q)}, & \text{if } a \neq a', \\ \binom{n_{[a]}-2}{r(a)-1} \prod_{1 \leq q \leq H, q \neq a} \binom{n_{[q]}}{r(q)}, & \text{if } a = a'. \end{cases}$$

Note that the total number of possible peers of units  $i$  and  $j$  is  $\binom{n-2}{K-1}$ . Because any possible peers of units  $i$  and  $j$  have the same probability, by symmetry,

$$\begin{aligned} \psi_{[a][a']}(r, r') &= \text{pr}(R_i = r, R_j = r' \mid j \in Z_i) \\ &= \begin{cases} \binom{n-2}{K-1}^{-1} \binom{n_{[a]}-1}{r(a)} \binom{n_{[a']}-1}{r(a')-1} \prod_{1 \leq q \leq H, q \neq a, a'} \binom{n_{[q]}}{r(q)}, & \text{if } a' \in r, a \in r', r \setminus \{a'\} = r' \setminus \{a\}, a \neq a', \\ \binom{n-2}{K-1}^{-1} \binom{n_{[a]}-2}{r(a)-1} \prod_{1 \leq q \leq H, q \neq a} \binom{n_{[q]}}{r(q)}, & \text{if } a' \in r, a \in r', r \setminus \{a'\} = r' \setminus \{a\}, a = a', \\ 0, & \text{otherwise.} \end{cases} \end{aligned}$$

When units  $i$  and  $j$  are not in the same group, the total number of their possible peers is

$$\binom{n-2}{K} \binom{n-2-K}{K},$$

and the total number of their possible peers such that units  $i$  and  $j$  receive treatments  $r$  and  $r'$  is

$$\begin{cases} \binom{n_{[a]}-1}{r(a)} \binom{n_{[a]}-1-r(a)}{r'(a)} \binom{n_{[a']}-1}{r(a')} \binom{n_{[a']}-1-r(a')}{r'(a')} \prod_{1 \leq q \leq H, q \neq a, a'} \left\{ \binom{n_{[q]}}{r(q)} \binom{n_{[q]}-r(q)}{r'(q)} \right\}, & \text{if } a \neq a', \\ \binom{n_{[a]}-2}{r(a)} \binom{n_{[a]}-2-r(a)}{r'(a)} \prod_{1 \leq q \leq H, q \neq a} \left\{ \binom{n_{[q]}}{r(q)} \binom{n_{[q]}-r(q)}{r'(q)} \right\}, & \text{if } a = a'. \end{cases}$$

Because any possible peers of units  $i$  and  $j$  have the same probability, by symmetry,

$$\begin{aligned} \phi_{[a][a']}(r, r') &= \text{pr}(R_i = r, R_j = r' \mid j \notin Z_i) \\ &= \begin{cases} \frac{\binom{n_{[a]}-1}{r(a)} \binom{n_{[a]}-1-r(a)}{r'(a)} \binom{n_{[a']}-1}{r(a')} \binom{n_{[a']}-1-r(a')}{r'(a')} \prod_{1 \leq q \leq H, q \neq a, a'} \left\{ \binom{n_{[q]}}{r(q)} \binom{n_{[q]}-r(q)}{r'(q)} \right\}}{\binom{n-2}{K} \binom{n-2-K}{3}}, & \text{if } a \neq a', \\ \frac{\binom{n_{[a]}-2}{r(a)} \binom{n_{[a]}-2-r(a)}{r'(a)} \prod_{1 \leq q \leq H, q \neq a} \left\{ \binom{n_{[q]}}{r(q)} \binom{n_{[q]}-r(q)}{r'(q)} \right\}}{\binom{n-2}{K} \binom{n-2-K}{K}}, & \text{if } a = a'. \end{cases} \end{aligned}$$

We have computed the four terms in (A15), and Theorem A1 follows directly.  $\square$